

Statistisches Bundesamt

# Verkehr



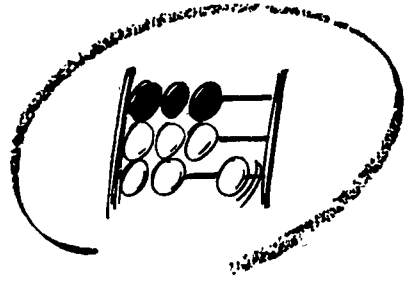
Fachserie 8

Reihe 6

Luftverkehr


**August 1990**

Metzler - Poeschel Stuttgart



Statistisches Bundesamt

# Verkehr



Fachserie 8

Reihe 6

Luftverkehr

**August 1990**

Statistisches Bundesamt  
Bibliothek · Dokumentation · Archiv

Metzler – Poeschel Stuttgart

Herausgeber:  
Statistisches Bundesamt  
Gustav-Stresemann-Ring 11  
6200 Wiesbaden 1

Verlag:  
Metzler-Poeschel Stuttgart

Verlagsauslieferung:  
Hermann Leins GmbH & Co.  
Verlags-KG  
Holzwiesenstr. 2  
7408 Kusterdingen  
Telefon: 07071/33046  
Telex: 7 262 891 mepo d  
Telefax: 07071/33653

Erscheinungsfolge: monatlich

Erschienen im Februar 1991

Preis: DM 13,-

Bestellnummer: 2080600 - 90108

Copyright: Statistisches Bundesamt, Wiesbaden 1991

Vervielfältigungen - außer für gewerbliche Zwecke -  
mit Quellenangabe gestattet.

## Inhalt

|   | Seite |
|---|-------|
| <b>T e x t t e i l</b>  |       |
| Erläuterungen .....   | 5     |
| Luftverkehr im August 1990 .....  | 7     |
| <br><b>T a b e l l e n t e i l</b>  |       |
| 1 Gesamtübersicht über den gewerblichen Luftverkehr .....   | 8     |
| 2 Überblick über den gewerblichen Luftverkehr nach Flugarten .....  | 8     |
| 3 Flugplatzverkehr  |       |
| 3.1 Verkehr auf ausgewählten Flugplätzen  |       |
| 3.1.1 Luftfahrzeugbewegungen nach Flugarten .....   | 9     |
| 3.1.2 Luftfahrzeugbewegungen nach Startgewichtsklassen .....  | 9     |
| 3.1.3 Personenverkehr .....   | 10    |
| 3.1.4 Frachtverkehr .....   | 11    |
| 3.1.5 Postverkehr .....   | 12    |
| 3.1.6 Durchgang .....   | 13    |
| 3.2 Verkehr auf sonstigen Flugplätzen .....   | 14    |
| 4 Verkehrsleistungen .....  | 18    |
| 5 Personenverkehr   |       |
| 5.1 Verflechtung im Verkehr innerhalb des Bundesgebietes  |       |
| 5.1.1 Ein- bzw. Aussteiger (von Streckenherkunftsflugplätzen nach Streckenzielflugplätzen)                  | 20    |
| 5.1.2 Reisende (von Herkunftsflugplätzen nach Endzielflugplätzen) .....                                     | 20    |
| 5.1.3 Einsteiger nach sonstigen deutschen Flugplätzen .....   | 22    |
| 5.1.4 Aussteiger von sonstigen deutschen Flugplätzen .....  | 24    |
| 5.2 Verflechtung im Verkehr mit Gebieten außerhalb des Bundesgebietes                                       |       |
| 5.2.1 Einsteiger (von Streckenherkunftsflugplätzen nach Streckenzielländern bzw. -flugplätzen) .....        | 26    |
| 5.2.2 Aussteiger (von Streckenherkunftsländern bzw. -flugplätzen nach Streckenzielflugplätzen) .....        | 34    |
| 5.2.3 Reisende (von Herkunftsflugplätzen nach Endzielländern bzw. -flugplätzen) .....                       | 42    |
| Reisende (im Pauschalflugreiseverkehr von Herkunftsflugplätzen nach Endzielländern bzw. -flugplätzen) ..... | 52    |
| 6 Güterverkehr  |       |
| 6.2 Verflechtung im Verkehr mit Gebieten außerhalb des Bundesgebietes                                       |       |
| 6.2.1 Einladung (von Streckenherkunftsflugplätzen nach Streckenzielländern bzw. -flugplätzen) .....         | 56    |
| 6.2.2 Ausladung (von Streckenherkunftsländern bzw. -flugplätzen nach Streckenzielflugplätzen) .....         | 62    |
| 6.2.3 Versand (von Herkunftsflugplätzen nach Endzielländern bzw. -flugplätzen) .....                        | 68    |
| 6.2.4 Empfang (von Herkunftsländern bzw. -flugplätzen nach Endzielflugplätzen) .....                        | 76    |
| 7 Luftpostverkehr (nur Jahrespublikation)   |       |
| 8 Flugbewegungen  |       |
| 8.1 Verflechtung im Verkehr innerhalb des Bundesgebietes  |       |
| 8.1.1 Starts bzw. Landungen (von Streckenherkunftsflugplätzen nach Streckenzielflugplätzen)                 | 84    |
| 8.1.2 Starts nach sonstigen deutschen Flugplätzen .....   | 86    |
| 8.2 Verflechtung im Verkehr mit Gebieten außerhalb des Bundesgebietes                                       |       |
| 8.2.1 Starts (von Streckenherkunftsflugplätzen nach Streckenzielländern bzw. -flugplätzen)                  | 88    |

Angaben für die Bundesrepublik Deutschland nach dem Gebietsstand vor dem 03.10.1990;  
sie schließen Berlin (West) ein.

Unter der Bezeichnung "DDR-Verkehr" bzw. "Verkehr mit der DDR und Berlin (Ost)" wird der Verkehr zwischen dem früheren Bundesgebiet und dem Gebiet der ehemaligen DDR und Berlin (Ost) nachgewiesen.

Abweichungen in den Summen durch Runden der Zahlen

Zeichenerklärung

- = nichts vorhanden
- . = Zahlenwert unbekannt  
oder geheimzuhalten
- 0 = Weniger als die Hälfte von 1  
in der letzten besetzten Stelle,  
jedoch mehr als nichts
- x = Tabellenfach gesperrt, weil  
Aussage nicht sinnvoll

Abkürzungen

- Mill. = Millionen
- KM (km) = Kilometer
- T (t) = Tonne
- PKM (Pkm) = Personenkilometer
- TKM (tkm) = Tonnenkilometer
- UEB = Sonstige Flugplätze

Abkürzungen für ausgewählte Flugplätze des Bundesgebietes

| IATA-CODE | KURZTEXT            | VOLLE BEZEICHNUNG      |
|-----------|---------------------|------------------------|
| HAM       | HAMBURG             | Hamburg-Fuhlsbüttel    |
| HAJ       | HANNOVER            | Hannover-Langenhagen   |
| BRE       | BREMEN              | Bremen-Neuenland       |
| DUS       | DUESSELDORF         | Düsseldorf-Lohausen    |
| CGN       | KOELN/BONN          | Köln/Bonn-Wahn         |
| FRA       | FRANKFURT           | Frankfurt-Rhein-Main   |
| STR       | STUTTGART           | Stuttgart-Echterdingen |
| NUE       | NUERNBERG           | Nürnberg               |
| MUC       | MUENCHEN            | München-Riem           |
| BER       | BERLIN (WEST)       | Berlin-Tegel/Tempelhof |
| SCN       | SAARBRUECKEN        | Saarbrücken-Ensheim    |
| FMO       | MUENSTER/OSNABRUECK | Münster/Osnabrück      |

## Erläuterungen

### Rechtsgrundlage

Die Luftfahrtstatistik beruht auf dem "Gesetz über die Luftfahrtstatistik" vom 30.10.1967 (BGBl. I S. 1053), geändert durch Art. 15 des 1. Statistikbereinigungsgesetzes vom 14. März 1980 (BGBl. I S. 294), und Verordnung zum Gesetz über die Luftfahrtstatistik vom 30. Oktober 1967 (BGBl. I S. 1056), zuletzt geändert durch 3. Verordnung vom 28. Juni 1982 (BGBl. I S. 915) in Verbindung mit dem Gesetz über die Statistik für Bundeszwecke (Bundesstatistikgesetz - BStatG) vom 22. Januar 1987 (BGBl. I S. 462, 565). Nach diesem Gesetz ist die gesamte zivile Luftfahrt, die mit Flugzeugen, Drehflüglern, Luftschiffen, Motorseglern, Segelflugzeugen und bemannten Ballonen betrieben wird, in die Erhebung einzubeziehen, soweit davon die Flugplätze in der Bundesrepublik Deutschland berührt werden.

### Erhebungspapiere

Die Angaben für die Luftfahrtstatistik werden folgenden Erhebungsvordrucken entnommen:

Flugbericht zur statistischen Erfassung des gewerblichen Luftverkehrs auf ausgewählten Flugplätzen

Monatsbericht zur vereinfachten Anmeldung des sonstigen gewerblichen Luftverkehrs auf ausgewählten Flugplätzen

Monatsbericht zur statistischen Erfassung des gewerblichen Verkehrs auf sonstigen Flugplätzen

Jahresbericht zur statistischen Erfassung des nichtgewerblichen Flugbetriebs auf allen Flugplätzen und Segelfluggeländen.

### Erhebungsumfang

#### Personenverkehr

Auf den ausgewählten Flugplätzen werden die Strecken- und Endziele der abfliegenden Passagiere, wie sie in den Flugscheinen vermerkt sind, statistisch erfaßt. Dagegen werden bei der Personenankunft im Verkehr mit Gebieten außerhalb des Bundesgebietes nur die Streckenherkünfte erhoben. Aufgrund dieser Erfassungsmethode ist es möglich, die von den Flughäfen des Bundesgebietes abfliegenden Fluggäste einerseits nach Flugstrecken, das ist die Beförderung von Einsteige- bis zum Aussteigeflughafen, der jeweiligen Fluglinie und andererseits nach Gesamtflügen, das ist die Beförderung von Herkunfts- bis zum Endzielflughafen, nachzuweisen. Die Erfassung der Gesamtflüge ist allerdings nicht in vollem Umfang möglich, da die Umsteiger, die aus Gebieten außerhalb des Bundesgebietes ankommen und in ein Flug-

zeug nach Zielen im Bundesgebiet oder Gebieten außerhalb des Bundesgebietes umsteigen, nicht festgestellt werden. Sie werden daher doppelt erfaßt und ausgewiesen, und zwar werden sie bei der Ankunft aus Gebieten außerhalb des Bundesgebietes als Aussteiger und beim Abgang (Umsteigen) als Zusteiger nach dem Bundesgebiet oder Gebieten außerhalb des Bundesgebietes gezählt.

Auf sonstigen Flugplätzen werden nur die zusteigenden Fluggäste ohne Angabe von Strecken- und Endzielen gezählt.

#### Frachtverkehr

In der Verkehrsstatistik wird im allgemeinen nur der Einlade- bzw. Ausladeort angeschrieben. In der Statistik des Güterverkehrs mit Luftfahrzeugen wird darüber hinaus im grenzüberschreitenden Verkehr der Flughafen bzw. das Land festgestellt, in dem der Transport des Gutes auf dem Luftwege begann bzw. endete. Diese erweiterte Erfassung ermöglicht die Ausschaltung von Doppelzählungen, die sich durch Umladungen auf Verkehrsflughäfen im Bundesgebiet ergeben.

Auf den sonstigen Flugplätzen wird nur die Menge der eingeladenen Fracht erhoben.

#### Postverkehr

Die Ergebnisse des Postumschlags auf den ausgewählten Flugplätzen enthalten Mehrfachzählungen, die durch Umladungen innerhalb der Bundesrepublik Deutschland entstehen.

#### Verkehrsleistungen

Bei der Berechnung der Verkehrsleistungen (Pkm, tkm) werden alle Flüge einbezogen, die einen ausgewählten Flugplatz berühren. Als Flugkilometer werden alle über dem Bundesgebiet geflogenen Kilometer gezählt, die aufgrund der Großkreisentfernung ermittelt werden.

### Tabellenteil

#### Hinweis:

Ab Berichtsjahr 1987 wird der Bedarfsplanverkehr als linienähnlicher Verkehr dem Linienverkehr zugeordnet.

#### Tabelle 1

Gesamtübersicht über die gewerbliche Luftfahrt (Flüge, Beförderung von Personen, Fracht und Post) einschl. gewerbliche Schulflüge. Unter Flügen sind Flugbewegungen auf Flugteilstrecken zu verstehen; es werden alle Starts und bei Flügen aus Gebieten außerhalb des Bundesgebietes die ersten Landungen im Erhebungsgebiet als Flüge gezählt.

Tabelle 2

Gewerblicher Luftverkehr (einschl. gewerbliche Schulflüge) nach Flugarten und Hauptverkehrsbeziehungen. Die Ergebnisse des Personen- und Frachtverkehrs werden sowohl mit als auch ohne die Doppelzählungen dargestellt, die sich durch den Umsteige- bzw. Umladeverkehr ergeben. Im Personenverkehr ist die Ausschaltung der Doppelzählungen nicht in vollem Umfang möglich; die Umsteiger im Verkehr aus Gebieten außerhalb des Bundesgebietes in Flugzeuge nach dem Bundesgebiet und nach Gebieten außerhalb des Bundesgebietes werden als Aus- und Einsteiger - also zweimal - gezählt.

Tabelle 3

Abschnitt 3.1 enthält das Verkehrsaufkommen (Umschlag) im gewerblichen Verkehr (Luftfahrzeugbewegungen, Personen-, Fracht-, Post- und Durchgangsverkehr) der ausgewählten Flugplätze (einschl. gewerbliche Schulflüge).

Im Abschnitt 3.2 wird der gewerbliche Verkehr der sonstigen Flugplätze dargestellt. Die Startzahlen beziehen sich auf alle gewerblichen Flüge (Passagier- und sonstige gewerbliche Flüge, einschl. gewerbliche Schulflüge).

Tabelle 4

Effektive Verkehrsleistung (einschl. gewerbliche Schulflüge), die sich aus dem Produkt von Personen-, Fracht- und Postbeförderung mal den geflogenen Kilometern innerhalb des Bundesgebietes und im grenzüberschreitenden Verkehr den Kilometern bis zur bzw. von der Grenze des Bundesgebietes ergibt. Außerdem wird die angebotene Kapazität (Sitzplatz- und Nutzlastkilometer) sowie der Ausnutzungsgrad dargestellt.

Tabelle 5

Gewerblicher Personenverkehr der 12 ausgewählten Verkehrsflughäfen des Bundesgebietes. Im Verkehr innerhalb des Bundesgebietes wird ihr Verkehr untereinander sowie ihr Verkehr mit den sonstigen Flugplätzen beschrieben. Im grenzüberschreitenden Verkehr werden alle Länder sowie Flugplätze (Mindestaufkommen von 1 000 Passagiere im Monat) nachgewiesen.

In den Tabellen 5.2.1 "Einsteiger" und 5.2.2 "Aussteiger" werden die Passagiere nach ihren Ein- und Aussteigeflughäfen auf einem Flug (ohne Umsteigevorgang) nachgewiesen während sie in der Tabelle 5.2.3 "Reisende" von ihrem ersten Einsteigeflughafen im Bundesgebiet bis zu ihrem Endziel verfolgt werden, unabhängig

davon ob sie direkt geflogen oder unterwegs umgestiegen sind. Bei den Reisenden werden zusätzlich zum Gesamtergebnis die Passagiere im Pauschalflugreiseverkehr nachgewiesen. In diesen Zahlen sind die Inclusive-Tours Reisenden, die im Linienverkehr befördert werden, nicht enthalten.

Tabelle 6

Gewerblicher Güterverkehr der 12 ausgewählten Verkehrsflughäfen des Bundesgebietes mit Gebieten außerhalb des Bundesgebietes. Der Nachweis in der Verflechtung innerhalb des Bundesgebietes ist z.Z. nicht möglich.

In den Tabellen 6.2.1 "Einladung" und 6.2.2 "Ausladung" werden alle Ein- und Ausladevorgänge (einschl. Umladungen Inland-Ausland, Ausland-Inland und Ausland-Ausland) nach Streckenherkunft und Streckenziel der Güter dargestellt.

In den Tabellen 6.2.3 "Versand" und 6.2.4 "Empfang" werden dagegen die Umladevorgänge auf den deutschen Flughäfen herausgerechnet, so daß Ausland-Ausland Umladungen nicht erscheinen und Inland-Ausland Umladungen nur einmal gezählt werden. Im "Versand" werden die Güter nach ihrer tatsächlichen Herkunft (erster deutscher Einladehafen) und ihrem Endziel dargestellt. Der "Empfang" stellt analog dazu die Güterströme von ihrer tatsächlichen Herkunft zu ihrem Endziel (letzter deutscher Ausladehafen) dar.

Es wird die Verkehrsverflechtung mit allen Ländern und mit Flugplätzen (Mindestaufkommen 10 000 kg im Monat) dargestellt.

Tabelle 7

Die Luftposteinladung und -ausladung wird ab 1989 in der Jahresveröffentlichung in derselben Gliederung wie die Fracht nach Streckenherkunft und Streckenziel dargestellt.

Tabelle 8

In dieser Tabelle werden ab 1989 die Starts von den 12 ausgewählten Verkehrsflughäfen des Bundesgebietes nach dem ersten Streckenziel-land bzw. Streckenzielflugplatz (mindestens 10 Starts im Monat) des Flugzeuges nachgewiesen.

Luftverkehr im August 1990

Auf den Flugplätzen des Bundesgebietes wurde im August 1990 insgesamt eine Betriebsleistung von 137 000 gewerblichen Flügen erfaßt. Die Anzahl der Flüge im Linienverkehr lag mit 63 700 Flügen um 5,3 % über dem Ergebnis des entsprechenden Vorjahresmonats. Die Fluggasttätigkeit im Gelegenheitsverkehr nahm gleichzeitig um 0,9 % auf 72 640 Flüge zu.

Insgesamt wurden im Berichtsmonat 6,3 Mill. Fluggäste, 89 200 t Fracht und 13 600 t Post befördert. Dies entspricht im Vergleich zum Vorjahresmonat einer Verkehrszunahme von 14 % bei den Passagieren und einem Zuwachs von 4,9 % bei der Frachtbeförderung. Die Postmenge nahm gleichzeitig um 5,5 % zu.

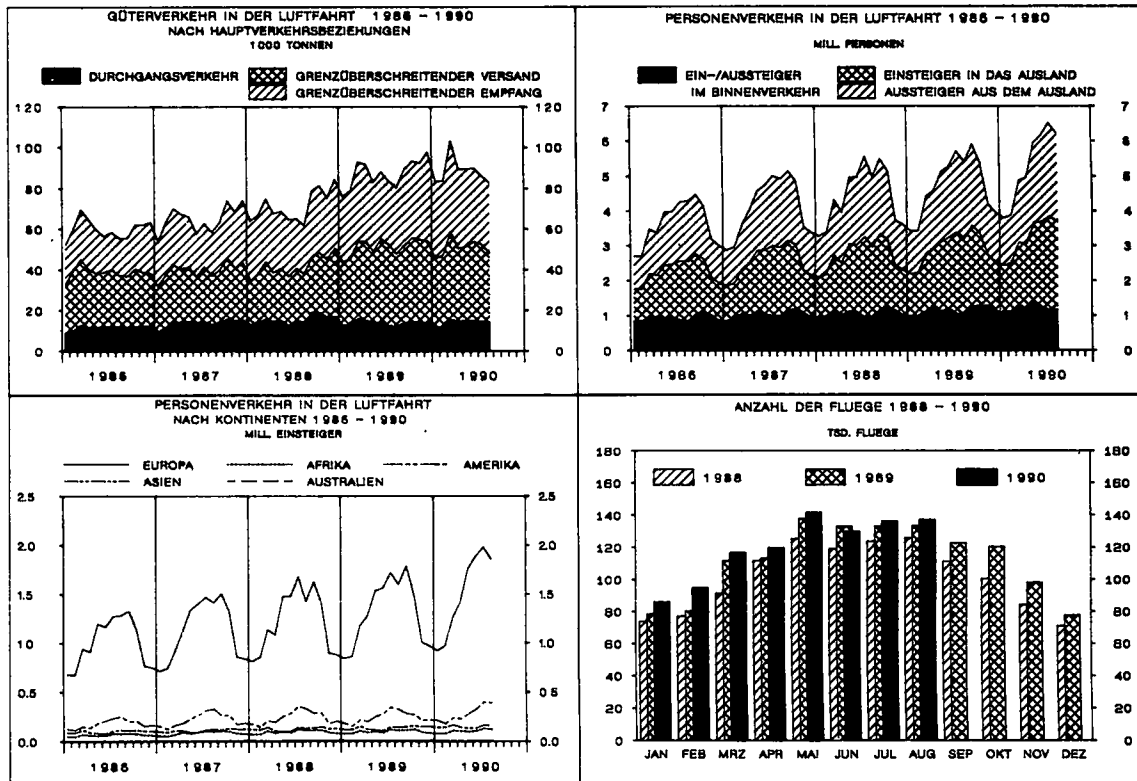
Der Linienverkehr, dessen Anteil am gesamten Passagieraufkommen 64 % betrug, lag mit 4,1 Mill. Passagieren um 16 % über dem Ergebnis des August 1989. Das Aufkommen im Gelegenheitsverkehr nahm gleichzeitig um 11 % auf

2,3 Mill. Fluggäste zu, darunter wurden 2,1 Mill. im Pauschalflugreiseverkehr (+ 14 %) und 0,2 Mill. im Tramp- und Anforderungsverkehr (- 13 %) befördert.

Bei der Frachtbeförderung nahm die Transportmenge im Linienverkehr um 7,0 % auf 77 600 t zu, während sie im Gelegenheitsverkehr mit 11 600 t um 7,2 % unter dem Ergebnis des August 1989 lag.

Von Januar bis August 1990 wurden insgesamt 961 000 gewerbliche Flüge gezählt (+ 4,5 %). Dabei war das Aufkommen an Passagieren im Vergleich zu den ersten 8 Monaten 1989 mit 41,5 Mill. Personen um 13 % größer; der Linienverkehr nahm um 15 % auf 29,7 Mill. Passagiere und der Gelegenheitsverkehr um 9,6 % auf 11,8 Mill. Beförderungsfälle zu.

Die beförderte Frachtmenge stieg um 4,4 % auf 753 000 t und die der Post um 3,6 % auf 108 000 t.





T a b e l l e n t e i l  
1 Gesamtübersicht über den gewerblichen Luftverkehr  
August 1990

| Verkehrsart                      | Flüge <sup>1)</sup> | Personen         |  | Fracht              |  | Post<br>einschl. |
|----------------------------------|---------------------|------------------|--|---------------------|--|------------------|
|                                  |                     | ohne 2)          |  | Doppelzählungen des |  |                  |
|                                  |                     | Umsteigeverkehrs |  | Umladeverkehrs      |  |                  |
|                                  |                     | Anzahl           |  | Tonnen              |  |                  |
| <b>Gewerblicher Verkehr</b>      |                     |                  |  |                     |  |                  |
| Der ausgewählten Flugplätze .... | 82 845              | 6 282 939        |  | 89 210,1            |  | 13 631,3         |
| Der sonstigen Flugplätze .....   | 54 135              | 44 557           |  | x                   |  | x                |
| Insgesamt ...                    | 136 980             | 6 327 496        |  | 89 210,1            |  | 13 631,3         |

1) Passagier- und Nichtpassagierflüge (z.B. Arbeitsflüge, gewerbliche Schulflüge).

2) Siehe Erläuterungen.

2 Überblick über den gewerblichen Luftverkehr nach Flugarten

| Verkehrsart | Flüge <sup>1)</sup> | Personen         |  | Fracht              |  | Post<br>einschl. |
|-------------|---------------------|------------------|--|---------------------|--|------------------|
|             |                     | ohne 2)          |  | Doppelzählungen des |  |                  |
|             |                     | Umsteigeverkehrs |  | Umladeverkehrs      |  |                  |
|             |                     | Anzahl           |  | Tonnen              |  |                  |

Verkehr innerhalb des Bundesgebietes

|                              |         |           |           |          |          |          |
|------------------------------|---------|-----------|-----------|----------|----------|----------|
| Linienverkehr .....          | 24 562  | 1 151 468 | 1 004 487 | 6 635,7  | 938,5    | 7 075,1  |
| Gelegenheitsverkehr .....    | 56 095  | 37 372    | 33 585    | 485,8    | 485,8    | -        |
| Überführung .....            | 328     | -         | -         | -        | -        | -        |
| Zusammen ...                 | 80 985  | 1 188 840 | 1 038 072 | 7 121,5  | 1 424,3  | 7 075,1  |
| dagegen August 1989 .....    | 82 101  | 1 064 892 | 927 966   | 6 447,7  | 1 289,5  | 6 514,5  |
| Januar bis August 1990 ..... | 558 303 | 9 815 214 | 8 426 806 | 56 183,0 | 11 236,6 | 54 414,6 |

Verkehr mit Gebieten außerhalb des Bundesgebietes

Nach der DDR und Berlin (Ost)

|                              |       |        |        |      |      |   |
|------------------------------|-------|--------|--------|------|------|---|
| Linienverkehr .....          | 278   | 10 105 | 10 105 | 18,9 | 7,4  | . |
| Gelegenheitsverkehr .....    | 30    | 144    | 144    | -    | -    | . |
| Zusammen ...                 | 308   | 10 249 | 10 249 | 18,9 | 7,4  | . |
| dagegen August 1989 .....    | 12    | 204    | 204    | 3,0  | 1,2  | . |
| Januar bis August 1990 ..... | 1 439 | 52 552 | 52 552 | 96,7 | 37,9 | . |

Nach dem Ausland

|                              |         |            |            |           |           |          |
|------------------------------|---------|------------|------------|-----------|-----------|----------|
| Linienverkehr .....          | 19 291  | 1 449 384  | 1 449 384  | 43 623,2  | 29 122,3  | 3 257,6  |
| Gelegenheitsverkehr .....    | 8 265   | 1 075 365  | 1 075 365  | 5 736,4   | 5 176,7   | 0,4      |
| Überführung .....            | 192     | -          | -          | -         | -         | -        |
| Zusammen ...                 | 27 748  | 2 524 749  | 2 524 749  | 49 359,6  | 34 299,0  | 3 258,0  |
| dagegen August 1989 .....    | 25 566  | 2 177 104  | 2 177 104  | 49 407,3  | 35 395,9  | 3 155,9  |
| Januar bis August 1990 ..... | 199 990 | 16 304 650 | 16 304 650 | 417 740,4 | 295 471,3 | 26 759,0 |

Aus der DDR und Berlin (Ost)

|                              |       |        |        |     |     |   |
|------------------------------|-------|--------|--------|-----|-----|---|
| Linienverkehr .....          | 279   | 9 954  | 9 954  | 3,0 | 1,8 | . |
| Gelegenheitsverkehr .....    | 38    | 176    | 176    | -   | -   | . |
| Zusammen ...                 | 317   | 10 130 | 10 130 | 3,0 | 1,8 | . |
| dagegen August 1989 .....    | 13    | 170    | 170    | -   | -   | . |
| Januar bis August 1990 ..... | 1 468 | 52 052 | 52 052 | 8,7 | 4,9 | . |

Aus dem Ausland

|                              |         |            |            |           |           |          |
|------------------------------|---------|------------|------------|-----------|-----------|----------|
| Linienverkehr .....          | 19 306  | 1 522 319  | 1 522 319  | 43 983,8  | 30 174,8  | 3 209,4  |
| Gelegenheitsverkehr .....    | 8 212   | 1 155 454  | 1 155 454  | 4 794,9   | 4 544,6   | 0,0      |
| Überführung .....            | 104     | -          | -          | -         | -         | -        |
| Zusammen ...                 | 27 622  | 2 677 773  | 2 677 773  | 48 778,7  | 34 719,4  | 3 209,4  |
| dagegen August 1989 .....    | 25 465  | 2 361 097  | 2 361 097  | 45 157,8  | 32 750,9  | 3 105,4  |
| Januar bis August 1990 ..... | 199 460 | 16 216 547 | 16 216 547 | 414 396,7 | 301 450,9 | 25 953,8 |

Durchgangsverkehr

Mit Umsteigen und Umladen

|                              |   |   |   |   |           |   |
|------------------------------|---|---|---|---|-----------|---|
| Zusammen <sup>3)</sup> ...   | x | x | . | x | 13 876,0  | x |
| dagegen August 1989 .....    | x | x | . | x | 12 303,4  | x |
| Januar bis August 1990 ..... | x | x | . | x | 111 428,3 | x |

Ohne Umsteigen und Umladen

|                              |   |         |         |          |          |       |
|------------------------------|---|---------|---------|----------|----------|-------|
| Linienverkehr .....          | x | 62 802  | 62 802  | 3 484,9  | 3 484,9  | 88,5  |
| Gelegenheitsverkehr .....    | x | 3 721   | 3 721   | 1 397,3  | 1 397,3  | 0,3   |
| Zusammen ...                 | x | 66 523  | 66 523  | 4 882,2  | 4 882,2  | 88,8  |
| dagegen August 1989 .....    | x | 70 186  | 70 186  | 3 313,5  | 3 313,5  | 138,9 |
| Januar bis August 1990 ..... | x | 442 165 | 442 165 | 32 972,2 | 32 972,2 | 953,7 |

Gesamtverkehr

|                              |         |            |            |           |           |           |
|------------------------------|---------|------------|------------|-----------|-----------|-----------|
| Linienverkehr .....          | 63 716  | 4 206 032  | 4 059 051  | 97 749,5  | 77 605,7  | 13 630,6  |
| Gelegenheitsverkehr .....    | 72 640  | 2 272 232  | 2 268 445  | 12 414,4  | 11 604,4  | 0,7       |
| Überführung .....            | 624     | -          | -          | -         | -         | -         |
| Insgesamt ...                | 136 980 | 6 478 264  | 6 327 496  | 110 163,9 | 89 210,1  | 13 631,3  |
| dagegen August 1989 .....    | 133 157 | 5 673 653  | 5 536 729  | 104 329,3 | 85 054,4  | 12 914,7  |
| Januar bis August 1990 ..... | 960 660 | 42 883 180 | 41 494 772 | 921 397,7 | 752 602,1 | 108 081,1 |

1) Passagier- und Nichtpassagierflüge (z.B. Arbeitsflüge, gewerbliche Schulflüge).

2) Siehe Erläuterungen.

3) Nur Linienverkehr.

3 FLUGPLATZVERKEHR AUG. 1990

3.1 VERKEHR AUF AUSGEWAHLTEN FLUGPLAETZEN

3.1.1 LUFTFAHRZEUGBEWEGUNGEN NACH FLUGARTEN \*)

| FLUGPLATZ      | LINIEN- | GESTARTETE UND GELANDETE LUFTFAHRZEUGE<br>GELEGENHEITSVERKEHR |                                |        |        |         |                             | INSGESAMT | JAN.<br>BIS<br>AUG. |
|----------------|---------|---|--------------------------------|--------|--------|---------|-----------------------------|-----------|---------------------|
|                |         | PAUSCH.<br>REISE-   | TRAMP-U.<br>ANFORD-<br>VERKEHR | TAXI-  | SONST. | ZUS.    | UEBER-<br>FUEHR.-<br>FLUEGE |           |                     |
| HAMBURG        | 7 798   | 1 396   | 245                            | 324    | 431    | 2 396   | 103                         | 10 297    | 75 485              |
| HANNOVER       | 2 624   | 968   | 331                            | 38     | 405    | 1 742   | 123                         | 4 489     | 44 134              |
| BREMEN         | 2 169   | 165   | 11                             | 104    | 947    | 1 227   | 18                          | 3 414     | 26 795              |
| DUESSELDORF    | 8 308   | 3 421   | 402                            | 58     | 5      | 3 887   | 115                         | 12 310    | 91 758              |
| KOELN/BONN     | 3 618   | 605   | 1 421                          | 375    | 1 647  | 4 048   | 74                          | 7 740     | 65 018              |
| FRANKFURT      | 24 146  | 2 131   | 838                            | 178    | 4      | 3 151   | 232                         | 27 529    | 208 254             |
| STUTTGART      | 4 649   | 1 243   | 491                            | 293    | 1 345  | 3 372   | 96                          | 8 117     | 59 839              |
| NUERNBERG      | 2 020   | 486   | 365                            | 49     | 411    | 1 311   | 52                          | 3 383     | 26 349              |
| MUENCHEN       | 9 922   | 2 325   | 587                            | 182    | 947    | 4 041   | 91                          | 14 054    | 110 060             |
| BERLIN(WEST)   | 7 605   | 812   | 93                             | -      | -      | 905     | 25                          | 8 535     | 64 105              |
| SAARBRUECKEN   | 433     | 170   | 50                             | 82     | 353    | 655     | 8                           | 1 096     | 9 123               |
| MUENSTER-OSNA  | 764     | 92  | 31                             | 165    | 1 368  | 1 656   | 7                           | 2 427     | 19 850              |
| ZUSAMMEN       | 74 056  | 13 814  | 4 865                          | 1 849  | 7 863  | 28 391  | 944                         | 103 391   | 800 770             |
| SONST. FLUGPL. | 3 156   | 1   | 41                             | 587    | 2 511  | 3 140   | 8                           | 6 304     | 42 309              |
| INSGESAMT      | 77 212  | 13 815  | 4 906                          | 2 436  | 10 374 | 31 531  | 952                         | 109 695   | 843 079             |
| JAN. BIS AUG.  | 611 945 | 78 699  | 37 807                         | 19 110 | 87 320 | 222 936 | 8 198                       | 843 079   |                     |

\*) PASSAGIER- UND NICHTPASSAGIERFLUEGE (Z.B. ARBEITSFLUEGE, GEWERBLICHE SCHULFLUEGE).

3.1.2 LUFTFAHRZEUGBEWEGUNGEN NACH STARTGEWICHTSKLASSEN \*)

| FLUGPLATZ      | GESTARTETE UND GELANDETE LUFTFAHRZEUGE<br>STARTGEWICHTSKLASSEN UEBER ... BIS EINSCHL. T |         |          |         |          |                                       | DREHFL.<br>U. SONST.<br>LUFTFAHR-<br>ZEUGE 1) | INSGESAMT |
|----------------|---|---------|----------|---------|----------|---------------------------------------|---|-----------|
|                | BIS 2 T   | 2-5,7 T | 5,7-14 T | 14-20 T | ZUSAMMEN | UEBER 20 T<br>DAR. MIT<br>STRAHLTURB. |   |           |
| HAMBURG        | 499   | 450     | 661      | 879     | 7 712    | 6 995                                 | 96  | 10 297    |
| HANNOVER       | 8   | 543     | 275      | 710     | 2 945    | 2 406                                 | 8   | 4 489     |
| BREMEN         | 684   | 671     | 400      | 451     | 1 169    | 809                                   | 39  | 3 414     |
| DUESSELDORF    | -   | 291     | 785      | 368     | 10 864   | 10 593                                | 2   | 12 310    |
| KOELN/BONN     | 1 634   | 427     | 431      | 728     | 4 517    | 3 653                                 | 3   | 7 740     |
| FRANKFURT      | -   | 290     | 708      | 749     | 25 780   | 25 366                                | 2   | 27 529    |
| STUTTGART      | 4   | 1 469   | 910      | 435     | 5 220    | 4 895                                 | 79  | 8 117     |
| NUERNBERG      | 332   | 231     | 281      | 636     | 1 888    | 1 509                                 | 15  | 3 383     |
| MUENCHEN       | 924   | 186     | 640      | 745     | 11 536   | 11 155                                | 23  | 14 054    |
| BERLIN(WEST)   | -   | -       | 583      | 967     | 6 985    | 6 028                                 | -   | 8 535     |
| SAARBRUECKEN   | 316   | 117     | 119      | 222     | 322      | 172                                   | -   | 1 096     |
| MUENSTER-OSNA  | 905   | 554     | 324      | 164     | 408      | 207                                   | 72  | 2 427     |
| ZUSAMMEN       | 5 306   | 5 229   | 6 117    | 7 054   | 79 346   | 73 788                                | 339   | 103 391   |
| SONST. FLUGPL. | 2 626   | 1 174   | 1 484    | 755     | 46       | 4                                     | 219   | 6 304     |
| INSGESAMT      | 7 932   | 6 403   | 7 601    | 7 809   | 79 392   | 73 792                                | 558   | 109 695   |
| JAN. BIS AUG.  | 60 109  | 53 301  | 63 311   | 63 519  | 597 236  | 553 009                               | 5 603   | 843 079   |

\*) PASSAGIER- UND NICHTPASSAGIERFLUEGE (Z.B. ARBEITSFLUEGE, GEWERBLICHE SCHULFLUEGE).

1) SONSTIGE LUFTFAHRZEUGE = MOTORSEGLER, LUFTSCHIFFE.

3 FLUGPLATZVERKEHR AUG. 1990

3.1 VERKEHR AUF AUSGEWAHLTEN FLUGPLAETZEN

3.1.3 PERSONENVERKEHR

| FLUGPLATZ      | MIT STRECKENZIEL                 |                                     | ZUSTEIGER               |  | INSGESAMT  | DARUNTER<br>IM<br>LINIEN-<br>VERKEHR | JAN.<br>BIS<br>AUG. |
|----------------|----------------------------------|-------------------------------------|-------------------------|--|------------|--------------------------------------|---------------------|
|                | IM BUNDES-<br>GEBIET<br>ZUSAMMEN | DARUNTER<br>UMSTEIGER<br>AUS D. BG. | AUSSERH. D.<br>ZUSAMMEN | BUNDES-<br>GEB.<br>DARUNTER<br>UMSTEIGER<br>AUS D. BG. |            |                                      |                     |
| HAMBURG        | 126 877                          | 288                                 | 173 763                 | 5 191  | 300 640    | 212 885                              | 2 187 198           |
| HANNOVER       | 36 952                           | 47                                  | 79 285                  | 997  | 116 237    | 53 175                               | 901 071             |
| BREMEN         | 27 124                           | 116                                 | 17 997                  | 28   | 45 121     | 35 653                               | 365 468             |
| DUESSELDORF    | 115 870                          | 586                                 | 450 815                 | 7 413  | 566 685    | 252 077                              | 3 874 895           |
| KOELN/BONN     | 59 501                           | 548                                 | 68 134                  | 1 453  | 127 635    | 90 054                               | 970 845             |
| FRANKFURT      | 285 236                          | 9 787                               | 1 082 785               | 111 196  | 1 368 021  | 1 167 644                            | 9 507 611           |
| STUTTGART      | 60 945                           | 234                                 | 151 335                 | 1 253  | 212 280    | 105 761                              | 1 431 702           |
| NUERNBERG      | 32 823                           | 112                                 | 37 420                  | 132  | 70 243     | 39 548                               | 485 680             |
| MUENCHEN       | 168 190                          | 206                                 | 374 672                 | 10 681   | 542 862    | 363 642                              | 3 742 411           |
| BERLIN(WEST)   | 202 297                          | -                                   | 82 481                  | 484  | 284 778    | 234 657                              | 2 182 335           |
| SAARBRUECKEN   | 4 408                            | 1                                   | 10 526                  | -  | 14 934     | 4 194                                | 78 185              |
| MUENSTER-OSN   | 6 404                            | 9                                   | 5 694                   | 4  | 12 098     | 7 530                                | 86 251              |
| ZUSAMMEN       | 1 126 627                        | 11 934                              | 2 534 907               | 138 832  | 3 661 534  | 2 566 820                            | 25 813 652          |
| SONST. FLUGPL. | 17 656                           | 2                                   | 91                      | -  | 17 747     | 17 190                               | 114 214             |
| INSGESAMT      | 1 144 283                        | 11 936                              | 2 534 998               | 138 832  | 3 679 281  | 2 584 010                            | 25 927 866          |
| JAN. BIS AUG.  | 9 570 664                        | 181 138                             | 16 357 202              | 1 207 270  | 25 927 866 | 19 818 238                           | 25 927 866          |

| FLUGPLATZ      | MIT STRECKENHERKUNFT             |   | AUSSTEIGER                           |  | INSGESAMT  | DARUNTER<br>IM<br>LINIEN-<br>VERKEHR | JAN.<br>BIS<br>AUG. |
|----------------|----------------------------------|---|--------------------------------------|--|------------|--------------------------------------|---------------------|
|                | IM BUNDES-<br>GEBIET<br>ZUSAMMEN | DAR. UMST. N.<br>FLUGPL. AUS-<br>SERH. D. BG. | AUSSERHALB<br>DES<br>BUNDES-<br>GEB. |  |            |                                      |                     |
| HAMBURG        | 134 513                          | 5 191   | 195 961                              |  | 330 474    | 230 513                              | 2 171 390           |
| HANNOVER       | 40 208                           | 997   | 97 315                               |  | 137 523    | 57 379                               | 928 254             |
| BREMEN         | 28 561                           | 28  | 20 727                               |  | 49 288     | 38 517                               | 364 619             |
| DUESSELDORF    | 114 432                          | 7 413   | 479 611                              |  | 594 043    | 255 977                              | 3 834 054           |
| KOELN/BONN     | 62 348                           | 1 453   | 73 045                               |  | 135 393    | 93 955                               | 988 959             |
| FRANKFURT      | 266 136                          | 111 196                                       | 1 153 807                            |  | 1 419 943  | 1 212 410                            | 9 600 672           |
| STUTTGART      | 65 092                           | 1 253   | 167 218                              |  | 232 310    | 112 595                              | 1 411 318           |
| NUERNBERG      | 32 613                           | 132   | 35 618                               |  | 68 231     | 38 507                               | 470 560             |
| MUENCHEN       | 164 413                          | 10 681  | 355 433                              |  | 519 846    | 345 873                              | 3 657 442           |
| BERLIN(WEST)   | 207 976                          | -   | 91 862                               |  | 299 838    | 242 534                              | 2 142 730           |
| SAARBRUECKEN   | 4 536                            | -   | 11 231                               |  | 15 767     | 4 359                                | 74 670              |
| MUENSTER-OSN   | 6 112                            | 4   | 6 021                                |  | 12 133     | 7 164                                | 84 653              |
| ZUSAMMEN       | 1 126 940                        | 138 832                                       | 2 687 849                            |  | 3 814 789  | 2 639 783                            | 25 729 321          |
| SONST. FLUGPL. | 17 343                           | -   | 54                                   |  | 17 397     | 17 011                               | 109 942             |
| INSGESAMT      | 1 144 283                        | 138 832                                       | 2 687 903                            |  | 3 832 186  | 2 656 794                            | 25 839 263          |
| JAN. BIS AUG.  | 9 570 664                        | 1 207 270                                     | 16 268 599                           |  | 25 839 263 | 20 030 055                           | 25 839 263          |

**3 FLUGPLATZVERKEHR AUG. 1990**

**3.1 VERKEHR AUF AUSGEWAHLTEN FLUGPLAETZEN**

**3.1.4 FRACHTVERKEHR**

**TONNEN**

| FLUGPLATZ            | MIT STRECKENZIEL  |                             | EINLADUNG<br>INSGESAMT | DARUNTER              |                               | JAN.<br>BIS<br>AUG. |
|----------------------|-------------------|-----------------------------|------------------------|-----------------------|-------------------------------|---------------------|
|                      | IM<br>BUNDESGBIET | AUSSERH. D.<br>BUNDESGB. D. |                        | IM LINIEN-<br>VERKEHR | BEFOERDERT 1)<br>IN FRACHTERN |                     |
| HAMBURG              | 632,8             | 857,1                       | 1 489,8                | 1 298,6               | 168,4                         | 10 967,9            |
| HANNOVER             | 321,1             | 47,3                        | 368,4                  | 317,1                 | 49,7                          | 2 785,3             |
| BREMEN               | 45,4              | 22,7                        | 68,1                   | 54,9                  | 13,0                          | 603,5               |
| DUESSELDORF          | 400,1             | 1 332,5                     | 1 732,6                | 1 570,1               | 216,2                         | 14 082,0            |
| KOELN/BONN           | 435,1             | 3 803,5                     | 4 238,6                | 957,8                 | 3 849,1                       | 47 187,0            |
| FRANKFURT            | 3 896,7           | 41 060,3                    | 44 957,0               | 43 007,5              | 17 077,9                      | 370 402,7           |
| STUTTGART            | 169,8             | 408,3                       | 578,1                  | 514,0                 | 63,4                          | 4 889,9             |
| NUERNBERG            | 138,3             | 159,3                       | 297,6                  | 61,0                  | 240,2                         | 2 614,4             |
| MUENCHEN             | 706,7             | 1 496,7                     | 2 203,4                | 2 108,9               | 95,5                          | 16 805,9            |
| BERLIN(WEST)         | 353,8             | 109,9                       | 463,7                  | 383,1                 | 68,9                          | 3 325,0             |
| SAARBRUECKEN         | 0,3               | 80,9                        | 81,2                   | 0,3                   | 80,9                          | 214,1               |
| MUENSTER-OSN         | 2,3               | -                           | 2,3                    | 2,3                   | -                             | 80,5                |
| <b>ZUSAMMEN</b>      | <b>7 102,2</b>    | <b>49 378,5</b>             | <b>56 480,6</b>        | <b>50 275,5</b>       | <b>21 923,2</b>               | <b>473 958,3</b>    |
| SONST.FLUGPL.        | 19,3              | -                           | 19,3                   | 2,3                   | 16,9                          | 61,7                |
| <b>INSGESAMT</b>     | <b>7 121,5</b>    | <b>49 378,5</b>             | <b>56 499,9</b>        | <b>50 277,9</b>       | <b>21 940,1</b>               | <b>474 020,0</b>    |
| <b>JAN. BIS AUG.</b> | <b>56 183,0</b>   | <b>417 837,0</b>            | <b>474 020,0</b>       | <b>415 386,4</b>      | <b>202 894,9</b>              | <b>474 020,0</b>    |

| FLUGPLATZ            | MIT STRECKENHERKUNFT |                             | AUSLADUNG<br>INSGESAMT | DARUNTER              |                               | JAN.<br>BIS<br>AUG. |
|----------------------|----------------------|-----------------------------|------------------------|-----------------------|-------------------------------|---------------------|
|                      | IM<br>BUNDESGBIET    | AUSSERH. D.<br>BUNDESGB. D. |                        | IM LINIEN-<br>VERKEHR | BEFOERDERT 1)<br>IN FRACHTERN |                     |
| HAMBURG              | 1 151,0              | 803,0                       | 1 954,0                | 1 887,1               | 228,5                         | 14 947,1            |
| HANNOVER             | 425,0                | 114,8                       | 539,8                  | 432,5                 | 54,8                          | 4 826,6             |
| BREMEN               | 224,9                | 16,7                        | 241,6                  | 241,5                 | 0,5                           | 1 964,1             |
| DUESSELDORF          | 529,2                | 1 491,6                     | 2 020,9                | 1 892,0               | 229,1                         | 16 321,0            |
| KOELN/BONN           | 379,8                | 3 775,8                     | 4 155,7                | 1 308,6               | 3 721,6                       | 51 678,0            |
| FRANKFURT            | 1 830,6              | 40 254,5                    | 42 085,1               | 40 503,0              | 17 757,7                      | 343 833,9           |
| STUTTGART            | 484,6                | 416,4                       | 900,9                  | 815,5                 | 83,5                          | 7 012,4             |
| NUERNBERG            | 323,7                | 173,2                       | 496,9                  | 269,0                 | 227,9                         | 3 802,3             |
| MUENCHEN             | 933,5                | 1 549,8                     | 2 483,4                | 2 403,8               | 68,6                          | 18 958,5            |
| BERLIN(WEST)         | 817,3                | 119,1                       | 936,4                  | 847,4                 | 102,3                         | 6 575,1             |
| SAARBRUECKEN         | 1,8                  | 66,4                        | 68,2                   | 1,8                   | 66,4                          | 538,7               |
| MUENSTER-OSN         | 18,3                 | 0,2                         | 18,5                   | 18,5                  | -                             | 116,3               |
| <b>ZUSAMMEN</b>      | <b>7 119,7</b>       | <b>48 781,7</b>             | <b>55 901,3</b>        | <b>50 620,8</b>       | <b>22 540,9</b>               | <b>470 574,1</b>    |
| SONST.FLUGPL.        | 1,8                  | -                           | 1,8                    | 1,8                   | 0,0                           | 14,4                |
| <b>INSGESAMT</b>     | <b>7 121,5</b>       | <b>48 781,7</b>             | <b>55 903,1</b>        | <b>50 622,6</b>       | <b>22 540,9</b>               | <b>470 588,5</b>    |
| <b>JAN. BIS AUG.</b> | <b>56 183,0</b>      | <b>414 405,5</b>            | <b>470 588,5</b>       | <b>405 465,9</b>      | <b>210 826,8</b>              | <b>470 588,5</b>    |

1) EINSCHL. BEFOERDERUNGEN IN FRACHT/POSTFLUGZEUGEN.

3 FLUGPLATZVERKEHR AUG. 1990

3.1 VERKEHR AUF AUSGEWAELHTEN FLUGPLAETZEN

3.1.5 POSTVERKEHR

TONNEN

| FLUGPLATZ     | MIT STRECKENZIEL  |                          | EINLADUNG |                                   |                               | JAN.<br>BIS<br>AUG. |
|---------------|-------------------|--------------------------|-----------|-----------------------------------|-------------------------------|---------------------|
|               | IM<br>BUNDESGBIET | AUSSERH. D.<br>BUNDESGB. | INSGESAMT | DARUNTER<br>IM LINIEN-<br>VERKEHR | BEFOERDERT 1)<br>IN POSTFLZGN |                     |
| HAMBURG       | 526,9             | 86,8                     | 613,7     | 613,7                             | 415,2                         | 4 903,9             |
| HANNOVER      | 359,5             | 23,5                     | 383,0     | 383,0                             | 293,3                         | 3 010,4             |
| BREMEN        | 136,3             | 7,7                      | 144,0     | 144,0                             | 110,8                         | 1 137,3             |
| DUESSELDORF   | 79,1              | 108,5                    | 187,6     | 187,6                             | 0,0                           | 1 630,6             |
| KOELN/BONN    | 826,0             | 30,3                     | 856,4     | 856,4                             | 649,4                         | 6 108,5             |
| FRANKFURT     | 2 983,7           | 2 749,1                  | 5 732,8   | 5 732,4                           | 2 855,9                       | 45 171,9            |
| STUTTGART     | 473,0             | 56,7                     | 529,8     | 529,8                             | 403,0                         | 4 320,1             |
| NUERNBERG     | 361,0             | 9,3                      | 370,4     | 370,4                             | 295,4                         | 3 076,4             |
| MUENCHEN      | 658,5             | 167,6                    | 826,1     | 826,1                             | 538,4                         | 6 639,1             |
| BERLIN(WEST)  | 549,0             | 18,4                     | 567,4     | 567,4                             | 293,5                         | 4 262,7             |
| SAARBRUECKEN  | -                 | -                        | -         | -                                 | -                             | 0,0                 |
| MUENSTER-OSN  | 122,0             | -                        | 122,0     | 122,0                             | 121,9                         | 911,9               |
| ZUSAMMEN      | 7 075,1           | 3 258,0                  | 10 333,1  | 10 332,7                          | 5 976,8                       | 81 172,7            |
| SONST.FLUGPL. | -                 | -                        | -         | -                                 | -                             | 0,8                 |
| INSGESAMT     | 7 075,1           | 3 258,0                  | 10 333,1  | 10 332,7                          | 5 976,8                       | 81 173,5            |
| JAN. BIS AUG. | 54 414,5          | 26 759,0                 | 81 173,5  | 81 169,4                          | 45 577,9                      | 81 173,5            |

| FLUGPLATZ     | MIT STRECKENHERKUNFT |                          | AUSLADUNG |                                   |                               | JAN.<br>BIS<br>AUG. |
|---------------|----------------------|--------------------------|-----------|-----------------------------------|-------------------------------|---------------------|
|               | IM<br>BUNDESGBIET    | AUSSERH. D.<br>BUNDESGB. | INSGESAMT | DARUNTER<br>IM LINIEN-<br>VERKEHR | BEFOERDERT 1)<br>IN POSTFLZGN |                     |
| HAMBURG       | 622,5                | 127,1                    | 749,6     | 749,6                             | 475,4                         | 5 711,4             |
| HANNOVER      | 332,1                | 40,8                     | 372,9     | 372,9                             | 294,1                         | 3 804,0             |
| BREMEN        | 170,8                | 0,3                      | 171,1     | 171,1                             | 156,2                         | 282,1               |
| DUESSELDORF   | 66,9                 | 116,3                    | 183,2     | 183,2                             | 0,7                           | 1 623,1             |
| KOELN/BONN    | 616,8                | 26,2                     | 643,0     | 643,0                             | 570,8                         | 4 859,8             |
| FRANKFURT     | 3 148,1              | 2 557,4                  | 5 705,5   | 5 705,5                           | 2 986,0                       | 45 208,0            |
| STUTTGART     | 432,5                | 37,2                     | 469,7     | 469,7                             | 397,0                         | 3 495,6             |
| NUERNBERG     | 288,3                | 0,2                      | 288,5     | 288,5                             | 262,4                         | 2 262,6             |
| MUENCHEN      | 672,1                | 199,4                    | 871,5     | 871,4                             | 582,5                         | 6 857,8             |
| BERLIN(WEST)  | 577,5                | 104,5                    | 682,0     | 682,0                             | 375,5                         | 5 175,0             |
| SAARBRUECKEN  | 0,0                  | -                        | 0,0       | 0,0                               | -                             | 0,1                 |
| MUENSTER-OSN  | 147,4                | -                        | 147,4     | 147,4                             | 147,1                         | 1 088,3             |
| ZUSAMMEN      | 7 075,1              | 3 209,4                  | 10 284,5  | 10 284,4                          | 6 247,7                       | 80 367,9            |
| SONST.FLUGPL. | 0,0                  | -                        | 0,0       | 0,0                               | -                             | 0,5                 |
| INSGESAMT     | 7 075,1              | 3 209,4                  | 10 284,5  | 10 284,4                          | 6 247,7                       | 80 368,3            |
| JAN. BIS AUG. | 54 414,5             | 25 953,8                 | 80 368,3  | 80 361,3                          | 48 052,3                      | 80 368,3            |

1) EINSCHL. BEFOERDERUNGEN IN POST/FRACHTFLUGZEUGEN.

3 FLUGPLATZVERKEHR AUG. 1990

3.1 VERKEHR AUF AUSGEWAELHTEN FLUGPLAETZEN

3.1.6 DURCHGANG

| FLUGPLATZ      | PERSONEN      |                        | FRACHT        |              |                         | POST         |  |
|----------------|---------------|------------------------|---------------|--------------|-------------------------|--------------|--|
|                | BERICHTSMONAT | JAN.BIS AUG.<br>ANZAHL | BERICHTSMONAT | JAN.BIS AUG. | BERICHTSMONAT<br>TONNEN | JAN.BIS AUG. |  |
| HAMBURG        | 19 929        | 130 715                | 279,0         | 2 758,5      | 16,0                    | 234,6        |  |
| HANNOVER       | 8 841         | 53 136                 | 79,3          | 590,1        | 1,0                     | 26,3         |  |
| BREMEN         | 991           | 5 931                  | 0,0           | 0,6          | -                       | 0,8          |  |
| DUESSELDORF    | 38 061        | 250 907                | 668,3         | 4 453,3      | 23,6                    | 270,3        |  |
| KOELN/BONN     | 3 965         | 34 079                 | 447,7         | 5 155,3      | 0,9                     | 8,4          |  |
| FRANKFURT      | 63 528        | 442 767                | 4 366,4       | 27 853,9     | 688,1                   | 5 312,1      |  |
| STUTTGART      | 10 428        | 81 716                 | 59,0          | 518,4        | 31,9                    | 182,1        |  |
| NUERNBERG      | 3 321         | 22 086                 | 195,9         | 1 356,6      | 0,1                     | 2,1          |  |
| MUENCHEN       | 22 106        | 148 089                | 278,3         | 3 038,0      | 10,2                    | 146,1        |  |
| BERLIN(WEST)   | -             | -                      | -             | -            | -                       | -            |  |
| SAARBRUECKEN   | 1 096         | 9 979                  | -             | 2,3          | -                       | -            |  |
| MUENSTER-OSNA  | 2 348         | 15 592                 | 0,1           | 1,5          | 0,0                     | 0,4          |  |
| ZUSAMMEN       | 174 614       | 1 194 997              | 6 376,1       | 45 728,3     | 771,7                   | 6 183,2      |  |
| SONST. FLUGPL. | 2 382         | 18 920                 | -             | 147,6        | -                       | 3,7          |  |
| INSGESAMT      | 176 996       | 1 213 917              | 6 376,1       | 45 875,9     | 771,7                   | 6 186,9      |  |
| JAN. BIS AUG.  | 1 213 917     |                        | 45 875,9      |              | 6 186,9                 |              |  |

## 3 FLUGPLATZVERKEHR

## 3.2 VERKEHR AUF SONSTIGEN

## STARTS UND EINSTEIGER

| FLUGPLATZ<br>LAND              | INSGESAMT |            | LINIEN- UND<br>LINIENAENHLICHER<br>VERKEHR |            | PAUSCHALFLUGREISE-<br>TRAMP- UND ANFORDERUNGS-<br>VERKEHR |            | TAXIVERKEHR |            |
|--------------------------------|-----------|------------|--|------------|---|------------|-------------|------------|
|                                | STARTS    | EINSTEIGER | STARTS                                     | EINSTEIGER | STARTS  | EINSTEIGER | STARTS      | EINSTEIGER |
| BORDELUM .....                 | -         | -          | -  | -          | -   | -          | -           | -          |
| FLENSBURG-SCHAEFERHAUS .....   | 106       | 50         | -  | -          | 1   | 9          | 37          | 41         |
| GRUBE .....                    | -         | -          | -  | -          | -   | -          | -           | -          |
| HARTENHOLM .....               | 1 295     | -          | -  | -          | -   | -          | 53          | -          |
| HEIDE-BUESUM .....             | 254       | 657        | 134  | 649        | -   | -          | 26          | 8          |
| HELGOLAND-DUENE .....          | 658       | 3 237      | 658  | 3 237      | -   | -          | -           | -          |
| KIEL-HOLTENAU .....            | 1 319     | 1 983      | 120  | 1 837      | 5   | 10         | 19          | 30         |
| LUEBECK .....                  | 122       | 275        | -  | -          | 1   | 5          | 21          | 108        |
| NEUMUENSTER .....              | 59        | 160        | -  | -          | -   | -          | -           | -          |
| RENSBURG-SCHACHTHOLM .....     | 1 306     | -          | -  | -          | -   | -          | -           | -          |
| ST. MICHAELISDONN .....        | 175       | 75         | -  | -          | -   | -          | 82          | 75         |
| ST. PETER-ORDING .....         | -         | -          | -  | -          | -   | -          | -           | -          |
| UETERSEN .....                 | 893       | -          | -  | -          | -   | -          | -           | -          |
| WESTERLAND/SYLT .....          | 970       | 3 041      | 147  | 2 192      | 4   | 9          | 332         | 807        |
| WIK AUF FOEHR .....            | 752       | 2 522      | -  | -          | -   | -          | 263         | 699        |
| SCHLESWIG-HOLSTEIN .....       | 7 909     | 12 000     | 1 059                                      | 7 915      | 11  | 33         | 833         | 1 768      |
| HAMBURG-FINKENWERDER .....     | -         | -          | -  | -          | -   | -          | -           | -          |
| HAMBURG .....                  | -         | -          | -  | -          | -   | -          | -           | -          |
| BALTRUM .....                  | 40        | 36         | -  | -          | -   | -          | 40          | 36         |
| BORKUM .....                   | 786       | 2 115      | 448  | 1 555      | -   | -          | 111         | 309        |
| BRAUNSCHWEIG .....             | 1 064     | 264        | -  | -          | 23  | 189        | 30          | 75         |
| DAMME .....                    | 216       | 48         | -  | -          | -   | -          | 27          | 48         |
| EMDEN .....                    | 850       | 1 907      | 343  | 1 435      | 2   | 3          | 383         | 330        |
| GANDERKESEE .....              | 289       | 71         | -  | -          | -   | -          | 1           | -          |
| HANNOVER-MESSE .....           | -         | -          | -  | -          | -   | -          | -           | -          |
| HARLE .....                    | 882       | 3 529      | 791  | 3 294      | -   | -          | 24          | 18         |
| JUIST .....                    | 850       | 3 398      | 816  | 3 398      | -   | -          | -           | -          |
| LANGGOOG .....                 | 209       | 887        | 209  | 887        | -   | -          | -           | -          |
| LEER-NUETTERMOOR .....         | 8         | 11         | -  | -          | -   | -          | 7           | 11         |
| NORDEN-NORDDEICH .....         | 741       | 3 676      | 689  | 3 676      | -   | -          | -           | -          |
| NORDERNEY .....                | 498       | 647        | 382  | 361        | -   | -          | 18          | 19         |
| NORDHORN-KLAUSHEIDE .....      | 34        | 41         | -  | -          | -   | -          | 17          | 29         |
| OLDENBURG-HATTEN .....         | 71        | -          | -  | -          | -   | -          | -           | -          |
| OSNABRUECK-ATTERHEIDE .....    | -         | -          | -  | -          | -   | -          | -           | -          |
| PEINE-EDDESSE .....            | 80        | -          | -  | -          | -   | -          | -           | -          |
| UELZEN .....                   | 3         | 11         | -  | -          | -   | -          | 3           | 11         |
| WANGEROOG .....                | 983       | 4 253      | 894  | 4 139      | -   | -          | -           | -          |
| WILHELMSHAVEN-MARIENSIEL ..... | 178       | 700        | -  | -          | 7   | 16         | 144         | 559        |
| NIEDERSACHSEN .....            | 7 782     | 21 594     | 4 572                                      | 18 745     | 32  | 208        | 805         | 1 445      |
| BREMERHAVEN-AM LUNEORT .....   | 369       | 773        | 131  | 527        | -   | -          | 92          | 116        |
| BREMEN .....                   | 369       | 773        | 131  | 527        | -   | -          | 92          | 116        |
| AACHEN-MERZBRUECK .....        | 1 361     | 392        | -  | -          | -   | -          | 14          | 21         |
| AHLEN-NORD .....               | 9         | -          | -  | -          | -   | -          | -           | -          |
| ARNSBERG .....                 | 111       | 40         | -  | -          | -   | -          | 17          | 40         |
| BIELEFELD-WINDELSBLEICHE ..... | 30        | 15         | -  | -          | -   | -          | 7           | 15         |
| BONN-HANGELAR .....            | -         | -          | -  | -          | -   | -          | -           | -          |
| BORKENBERGE .....              | 206       | -          | -  | -          | -   | -          | -           | -          |
| DAHLEMER-BINZ .....            | 177       | -          | -  | -          | -   | -          | -           | -          |
| DINSLAKEN-SCHWARZE HEIDE ..... | 733       | -          | -  | -          | -   | -          | -           | -          |
| DORTMUND-WICKEDE .....         | 1 315     | 7 974      | 367  | 6 707      | 22  | 540        | 119         | 308        |
| ESSEN-MUELHEIM .....           | 2 334     | 1 061      | -  | -          | 27  | 40         | 492         | 1 021      |
| GREFRATH-NIERSHORST .....      | 529       | -          | -  | -          | -   | -          | -           | -          |
| HOEXTER-HOLZMINDEN .....       | 5         | -          | -  | -          | -   | -          | -           | -          |
| KOELN-DEUTZ .....              | 1         | 2          | -  | -          | -   | -          | 1           | 2          |
| LEVERKUSEN-KURTEKOTTEN .....   | 1         | -          | -  | -          | -   | -          | -           | -          |
| MARL-LOEMUEHLE .....           | -         | -          | -  | -          | -   | -          | -           | -          |
| MESCHEDE-SCHUEREN .....        | -         | -          | -  | -          | -   | -          | -           | -          |
| MOENCHENGLADBACH .....         | 2 499     | 1 851      | 1  | 7          | -   | -          | 747         | 1 607      |
| PADERBORN-LIPPSTADT .....      | 726       | 5 698      | 268  | 4 087      | 26  | 1 464      | 32          | 47         |
| PORTA WESTFALICA .....         | 107       | 12         | -  | -          | -   | -          | 3           | 12         |
| SIEGERLAND .....               | 790       | 212        | -  | -          | -   | -          | 32          | 79         |
| STADTLOHN-WENNINGFELD .....    | 593       | 235        | -  | -          | -   | -          | 4           | 13         |
| WESEL-ROEMERWARDT .....        | -         | -          | -  | -          | -   | -          | -           | -          |
| NORDRHEIN-WESTFALEN .....      | 11 527    | 17 492     | 636  | 10 801     | 75  | 2 044      | 1 468       | 3 165      |

AUGUST 1990

FLUGPLAETZEN

NACH FLUGARTEN

| RUNDFLUEGE |            | GEWERBLICHE SCHULFLUEGE |                    | SONSTIGE GEWERBLICHE FLUEGE |                    | FLUGPLATZ LAND           |
|------------|------------|-------------------------|--------------------|-----------------------------|--------------------|--------------------------|
| STARTS     | EINSTEIGER | STRECKEN-FLUEGE         | PLATZRUNDEN-FLUEGE | STRECKEN-FLUEGE             | PLATZRUNDEN-FLUEGE |                          |
| -          | -          | 41                      | 27                 | -                           | -                  | BORDELUM                 |
| -          | -          | -                       | -                  | -                           | -                  | FLensburg-SCHAEFERHAUS   |
| 48         | -          | 289                     | 905                | -                           | -                  | GRUBE                    |
| -          | -          | 24                      | 70                 | -                           | -                  | HARTENHOLM               |
| -          | -          | -                       | -                  | -                           | -                  | HEIDE-BUESUM             |
| 35         | 106        | 39                      | 1 081              | 16                          | 4                  | HELGOLAND-DUENE          |
| 17         | 162        | 16                      | 32                 | 12                          | 23                 | KIEL-HOLTENAU            |
| 34         | 160        | 16                      | 9                  | -                           | -                  | LUEBECK                  |
| 18         | -          | 100                     | 1 178              | 10                          | -                  | NEUMUENSTER              |
| -          | -          | 40                      | 53                 | -                           | -                  | RENSBURG-SCHACHTHOLM     |
| -          | -          | -                       | -                  | -                           | -                  | ST. MICHAELISDONN        |
| -          | -          | 30                      | 863                | -                           | -                  | ST. PETER-ORDING         |
| 8          | 33         | 105                     | 310                | 64                          | -                  | UETERSEN                 |
| 489        | 1 823      | -                       | -                  | -                           | -                  | WESTERLAND/SYLT          |
| 649        | 2 284      | 700                     | 4 528              | 102                         | 27                 | WYK AUF FOEHR            |
| -          | -          | -                       | -                  | -                           | -                  | SCHLESWIG-HOLSTEIN       |
| -          | -          | -                       | -                  | -                           | -                  | HAMBURG-FINKENWERDER     |
| -          | -          | -                       | -                  | -                           | -                  | HAMBURG                  |
| -          | -          | -                       | -                  | -                           | -                  | BALTRUM                  |
| 73         | 251        | 23                      | 131                | -                           | -                  | BORKUM                   |
| -          | -          | 90                      | 886                | 3                           | 32                 | BRAUNSCHWEIG             |
| -          | -          | 22                      | 167                | -                           | -                  | DAMME                    |
| 32         | 139        | 20                      | 67                 | 1                           | 2                  | EMDEN                    |
| 25         | 71         | 3                       | 165                | 81                          | 14                 | GANDERKESEE              |
| 64         | 217        | -                       | -                  | -                           | -                  | HANNOVER-MESSE           |
| 34         | -          | -                       | -                  | -                           | 3                  | HARLE                    |
| -          | -          | -                       | -                  | -                           | -                  | JUIST                    |
| -          | -          | -                       | -                  | -                           | -                  | LANGBOOG                 |
| 44         | -          | -                       | -                  | -                           | 1                  | LEER-NUETTERMOOR         |
| 91         | 267        | 6                       | 1                  | -                           | 8                  | NORDEN-NORDDEICH         |
| 3          | 12         | 1                       | 5                  | 8                           | -                  | NORDERNEY                |
| -          | -          | -                       | -                  | 14                          | -                  | NORDHORN-KLAUSHEIDE      |
| -          | -          | -                       | -                  | -                           | 57                 | OLDENBURG-HATTEN         |
| -          | -          | 9                       | 52                 | 9                           | 10                 | OSNABRUECK-ATTERHEIDE    |
| -          | -          | -                       | -                  | -                           | -                  | PEINE-EDDESSE            |
| 41         | 114        | 18                      | 30                 | -                           | -                  | UELZEN                   |
| 10         | 125        | 1                       | 16                 | -                           | -                  | WANGEROEGE               |
| 417        | 1 196      | 193                     | 1 520              | 116                         | 127                | WILHELMSHAVEN-MARIENSIEL |
| 54         | 130        | 11                      | 41                 | -                           | 40                 | NIEDERSACHSEN            |
| 54         | 130        | 11                      | 41                 | -                           | 40                 | BREMERHAVEN-AM LUNEORT   |
| 128        | 371        | 65                      | 1 150              | 3                           | 1                  | BREMEN                   |
| -          | -          | -                       | -                  | 9                           | -                  | AACHEN-MERZBRUECK        |
| -          | -          | 24                      | 47                 | 23                          | -                  | AHLEN-NORD               |
| -          | -          | 4                       | -                  | 16                          | 3                  | ARNSBERG                 |
| -          | -          | -                       | -                  | -                           | -                  | BIELEFELD-WINDELSBLEICHE |
| -          | -          | 31                      | 175                | -                           | -                  | BONN-HANGELAR            |
| -          | -          | 36                      | 141                | -                           | -                  | BORKENBERGE              |
| -          | -          | 49                      | 676                | 5                           | 3                  | DAHLEMER-BINZ            |
| 107        | 419        | 43                      | 638                | 9                           | 10                 | DINSLAKEN-SCHWARZE HEIDE |
| -          | -          | 217                     | 1 582              | 4                           | 12                 | DORTMUND-WICKEDE         |
| -          | -          | 35                      | 411                | 37                          | 46                 | ESSEN-MUELHEIM           |
| -          | -          | -                       | 1                  | -                           | 4                  | GREFRATH-NIERSHORST      |
| -          | -          | -                       | -                  | -                           | -                  | HOEXTER-HOLZMINDEN       |
| -          | -          | -                       | -                  | -                           | -                  | KOELN-DEUTZ              |
| -          | -          | -                       | -                  | -                           | 1                  | LEVERKUSEN-KURTEKOTTEN   |
| -          | -          | -                       | -                  | -                           | -                  | MARL-LOEMUEHLE           |
| 92         | 237        | 143                     | 1 498              | 3                           | 15                 | MESCHEDE-SCHUEREN        |
| 48         | 100        | 114                     | 129                | 9                           | 100                | MOENCHENGLADBACH         |
| -          | -          | 25                      | -                  | 37                          | 42                 | PADERBORN-LIPPSTADT      |
| 39         | 133        | 159                     | 521                | 22                          | 17                 | PORTA WESTFALICA         |
| 95         | 222        | 55                      | 431                | -                           | 8                  | SIEGERLAND               |
| -          | -          | -                       | -                  | -                           | -                  | STADTLOHN-WENNINGFELD    |
| 509        | 1 482      | 1 000                   | 7 400              | 177                         | 262                | WESEL-ROEMERWARDT        |
| -          | -          | -                       | -                  | -                           | -                  | NORDRHEIN-WESTFALEN      |



## 3 FLUGPLATZVERKEHR

## 3.2 VERKEHR AUF SONSTIGEN

## STARTS UND EINSTEIGER

| FLUGPLATZ<br>LAND               | INSGESAMT |            | LINIEN- UND<br>LINIENAEHNLICHER<br>VERKEHR |            | PAUSCHALFLUGREISE-<br>TRAMP- UND ANFORDERUNGS-<br>VERKEHR |            | TAXIVERKEHR |            |
|---------------------------------|-----------|------------|--|------------|---|------------|-------------|------------|
|                                 | STARTS    | EINSTEIGER | STARTS                                     | EINSTEIGER | STARTS  | EINSTEIGER | STARTS      | EINSTEIGER |
| BAD NAUHEIM/REICHELHEIM .....   | 1 689     | -          | -  | -          | -   | -          | -           | -          |
| BREITSCHEID .....               | 799       | 133        | -  | -          | -   | -          | -           | -          |
| EGELSBACH .....                 | 1 988     | 219        | -  | -          | -   | -          | 14          | 64         |
| KASSEL-CALDEN .....             | 736       | 199        | -  | -          | 6   | 1          | 71          | 89         |
| KORBACH .....                   | 368       | -          | -  | -          | -   | -          | -           | -          |
| NICHELSTADT .....               | -         | -          | -  | -          | -   | -          | -           | -          |
| RUEDESHEIM .....                | -         | -          | -  | -          | -   | -          | -           | -          |
| HESSEN .....                    | 5 580     | 551        | -  | -          | 6   | 1          | 85          | 153        |
| BAD-DUERKHEIM .....             | 113       | -          | -  | -          | -   | -          | -           | -          |
| BOPARD-JAKOBSBERG .....         | -         | -          | -  | -          | -   | -          | -           | -          |
| GERMERSHEIM .....               | -         | -          | -  | -          | -   | -          | -           | -          |
| KOBLENZ-WINNINGEN .....         | 460       | 467        | -  | -          | -   | -          | 23          | 115        |
| MAINZ-LERCHENBERG .....         | 13        | -          | -  | -          | -   | -          | -           | -          |
| PIRMASENS-ZWEIBRUECKEN .....    | 176       | -          | -  | -          | -   | -          | -           | -          |
| SPEYER .....                    | 415       | 15         | -  | -          | 1   | 4          | 3           | 11         |
| WEINSHEIM .....                 | -         | -          | -  | -          | -   | -          | -           | -          |
| WORMS .....                     | 1 144     | 24         | -  | -          | -   | -          | 5           | 24         |
| RHEINLAND-PFALZ .....           | 2 321     | 506        | -  | -          | 1   | 4          | 31          | 150        |
| AALEN-HEIDENHEIM .....          | 229       | -          | -  | -          | -   | -          | -           | -          |
| BADEN-BADEN .....               | 597       | 288        | -  | -          | -   | -          | 56          | 119        |
| BIBERACH/RISS .....             | 12        | -          | -  | -          | -   | -          | -           | -          |
| DONAUESCHINGEN-VILLINGEN .....  | 527       | 10         | -  | -          | -   | -          | 4           | 10         |
| FREIBURG I. BR. ....            | 648       | 490        | -  | -          | -   | -          | 31          | 67         |
| FRIEDRICHSHAFEN .....           | 657       | 4 490      | 268  | 3 750      | 19  | 368        | 154         | 372        |
| HEUBACH .....                   | 430       | -          | -  | -          | -   | -          | -           | -          |
| IMMENSTADT .....                | -         | -          | -  | -          | -   | -          | -           | -          |
| KARLSRUHE-FORCHHEIM .....       | 503       | 430        | -  | -          | -   | -          | 32          | 196        |
| KONSTANZ .....                  | 474       | 3          | -  | -          | -   | -          | 1           | 3          |
| LEUTKIRCH-UNTERZEIL .....       | 251       | -          | -  | -          | -   | -          | -           | -          |
| MANNHEIM-NEUSTHEIM .....        | 630       | 461        | 41   | 185        | 2   | 3          | 111         | 273        |
| MENGEN .....                    | 1 621     | -          | -  | -          | -   | -          | 44          | -          |
| MOEBACH-LOHRBACH .....          | 555       | -          | -  | -          | -   | -          | -           | -          |
| NIEDERSTETTEN .....             | -         | -          | -  | -          | -   | -          | -           | -          |
| ODHEIM .....                    | 210       | -          | -  | -          | -   | -          | 11          | -          |
| OFFENBURG .....                 | 24        | 31         | -  | -          | -   | -          | 10          | 31         |
| REUTLINGEN-BETZINGEN .....      | 3         | -          | -  | -          | -   | -          | -           | -          |
| ROTTWEIL-ZEPFENHAN .....        | 21        | -          | -  | -          | -   | -          | -           | -          |
| SCHWENNINGEN A. N. ....         | 35        | -          | -  | -          | -   | -          | -           | -          |
| TANNHEIM .....                  | 911       | -          | -  | -          | -   | -          | -           | -          |
| WINZELN-SCHRAMBERG .....        | -         | -          | -  | -          | -   | -          | -           | -          |
| BADEN-WUERTTEMBERG .....        | 8 338     | 6 203      | 309  | 3 935      | 21  | 371        | 454         | 1 071      |
| ASCHAFFENBURG .....             | 621       | -          | -  | -          | -   | -          | -           | -          |
| AUGSBURG-MUEHLHAUSEN .....      | 1 723     | 1 062      | 122  | 1 004      | -   | -          | 26          | 58         |
| BAYREUTH .....                  | 1 004     | 773        | 186  | 615        | -   | -          | 16          | 63         |
| COBURG-BRANDENSTEINSEBENE ..... | 11        | 17         | -  | -          | -   | -          | 11          | 17         |
| EGGENFELDEN .....               | 1 035     | 14         | -  | -          | -   | -          | 3           | 14         |
| HASSFURT .....                  | 23        | 9          | -  | -          | -   | -          | 4           | 9          |
| HERZOGENAURACH .....            | 616       | -          | -  | -          | -   | -          | -           | -          |
| HOF .....                       | 669       | 799        | 97   | 595        | 5   | 113        | 26          | 91         |
| JESENWANG .....                 | 1 005     | 308        | -  | -          | -   | -          | -           | -          |
| KEMPTEN-DURACH 1) .....         | 2 445     | -          | -  | -          | -   | -          | -           | -          |
| KULMBACH .....                  | 34        | -          | -  | -          | -   | -          | -           | -          |
| LANDSHUT .....                  | 1 636     | -          | -  | -          | -   | -          | 18          | -          |
| MAINBULLAU .....                | 59        | -          | -  | -          | -   | -          | -           | -          |
| MUEHLDORF .....                 | -         | -          | -  | -          | -   | -          | -           | -          |
| ROSENTHAL-FIELD-PLOESSEN .....  | 2 269     | -          | -  | -          | -   | -          | -           | -          |
| STRAUBING-WALLMUEHLE .....      | 243       | 98         | -  | -          | -   | -          | 51          | 98         |
| VILSHOFEN .....                 | 103       | 14         | -  | -          | -   | -          | 5           | 14         |
| WILDBERG B. LINDAU .....        | -         | -          | -  | -          | -   | -          | -           | -          |
| WUERZBURG-SCHENKENTURM .....    | 10        | -          | -  | -          | -   | -          | -           | -          |
| BAYERN .....                    | 13 506    | 3 094      | 405  | 2 214      | 5   | 113        | 160         | 364        |
| SAARLOUIS-DUEREN .....          | -         | -          | -  | -          | -   | -          | -           | -          |
| SAARLAND .....                  | -         | -          | -  | -          | -   | -          | -           | -          |
| BUNDES GEBIET 2)                | 57 332    | 62 213     | 7 112                                      | 44 137     | 151   | 2 774      | 3 928       | 8 232      |

1) EINSCHL. JANUAR BIS JULI.

2) EINSCHL. 3 197 STARTS UND 17 656 EINSTEIGER, DIE AUF AUSGEWAELHTEN FLUGHAEFEN NOCHMALS ENTHALTEN SIND.

AUGUST 1990

FLUGPLAETZEN

NACH FLUGARTEN

| RUNDFLUEGE |            | GEWERBLICHE SCHULFLUEGE |                        | SONSTIGE GEWERBLICHE FLUEGE |                        | FLUGPLATZ<br>LAND         |
|------------|------------|-------------------------|------------------------|-----------------------------|------------------------|---------------------------|
| STARTS     | EINSTEIGER | STRECKEN-<br>FLUEGE     | PLATZRUNDEN-<br>FLUEGE | STRECKEN-<br>FLUEGE         | PLATZRUNDEN-<br>FLUEGE |                           |
| 345        | -          | -                       | 892                    | 452                         | -                      | BAD NAUHEIM/REICHELHEIM   |
| 50         | 133        | 15                      | 204                    | 124                         | 406                    | BREITSCHEID               |
| 42         | 155        | 175                     | 1 733                  | 9                           | 15                     | EGELSBACH                 |
| 44         | 109        | -                       | 388                    | 8                           | 219                    | KASSEL-CALDEN             |
| -          | -          | 65                      | 303                    | -                           | -                      | KORBACH                   |
| -          | -          | -                       | -                      | -                           | -                      | MICHELSTADT               |
| -          | -          | -                       | -                      | -                           | -                      | RUEDESHEIM                |
| 481        | 397        | 255                     | 3 520                  | 593                         | 640                    | HESSEN                    |
| -          | -          | 36                      | 76                     | 1                           | -                      | BAD-DUERKHEIM             |
| -          | -          | -                       | -                      | -                           | -                      | BOPPARD-JAKOBSBERG        |
| -          | -          | -                       | -                      | -                           | -                      | GERMERSHEIM               |
| 137        | 352        | 40                      | 247                    | 9                           | 4                      | KOBLENZ-WINNINGEN         |
| -          | -          | -                       | -                      | 13                          | -                      | MAINZ-LERCHENBERG         |
| -          | -          | 17                      | 109                    | 32                          | 18                     | PIRMASENS-ZWEIBRUECKEN    |
| 24         | -          | 47                      | 326                    | 10                          | 4                      | SPEYER                    |
| -          | -          | -                       | -                      | -                           | -                      | WEINSHEIM                 |
| -          | -          | 214                     | 881                    | 27                          | 17                     | WORMS                     |
| 161        | 352        | 354                     | 1 639                  | 92                          | 43                     | RHEINLAND-PFALZ           |
| -          | -          | 45                      | 184                    | -                           | -                      | AALEN-HEIDENHEIM          |
| 44         | 169        | 27                      | 470                    | -                           | -                      | BADEN-BADEN               |
| -          | -          | 6                       | 6                      | -                           | -                      | BIBERACH/RISS             |
| -          | -          | 25                      | 498                    | -                           | -                      | DONAUESCHINGEN-VILLINGEN  |
| 168        | 423        | 39                      | 400                    | -                           | 10                     | FREIBURG I. BR.           |
| -          | -          | 55                      | 161                    | -                           | -                      | FRIEDRICHSHAFEN           |
| -          | -          | 64                      | 359                    | 7                           | -                      | HEUBACH                   |
| -          | -          | -                       | -                      | -                           | -                      | IMMENSTAAD                |
| 71         | 234        | 18                      | 365                    | 8                           | 9                      | KARLSRUHE-FORCHHEIM       |
| -          | -          | 8                       | 465                    | -                           | -                      | KONSTANZ                  |
| -          | -          | 90                      | 157                    | 4                           | -                      | LEUTKIRCH-UNTERZEIL       |
| -          | -          | 29                      | 435                    | -                           | 12                     | MANNHEIM-NEUOSTHEIM       |
| -          | -          | 928                     | 649                    | -                           | -                      | MENGEN                    |
| 83         | -          | 37                      | 414                    | 13                          | 8                      | MOSBACH-LOHRBACH          |
| -          | -          | -                       | -                      | -                           | -                      | NIEDERSTETTEN             |
| 4          | -          | 1                       | 74                     | 29                          | 91                     | OEDHEIM                   |
| -          | -          | 5                       | 2                      | 7                           | -                      | OFFENBURG                 |
| -          | -          | -                       | -                      | 3                           | -                      | REUTLINGEN-BETZINGEN      |
| -          | -          | 4                       | 17                     | -                           | -                      | ROTTWEIL-ZEPFENHAN        |
| -          | -          | -                       | -                      | 25                          | 10                     | SCHWENNINGEN A. N.        |
| -          | -          | 37                      | 540                    | -                           | 334                    | TANNHEIM                  |
| -          | -          | -                       | -                      | -                           | -                      | WINZELN-SCHRAMBERG        |
| 370        | 826        | 1 418                   | 5 196                  | 96                          | 474                    | BADEN-WUERTTEMBERG        |
| -          | -          | -                       | 614                    | 7                           | -                      | ASCHAFFENBURG             |
| -          | -          | 83                      | 1 434                  | 35                          | 23                     | AUGSBURG-MUEHLHAUSEN      |
| 26         | 95         | 49                      | 726                    | 1                           | -                      | BAYREUTH                  |
| -          | -          | -                       | -                      | -                           | -                      | COBURG-BRANDENSTEINSEBENE |
| -          | -          | 81                      | 412                    | 158                         | 381                    | EGGENFELDEN               |
| -          | -          | 6                       | 10                     | 2                           | 1                      | HASSFURT                  |
| -          | -          | 38                      | 574                    | 4                           | -                      | HERZOGENAURACH            |
| -          | -          | 46                      | 495                    | -                           | -                      | HOF                       |
| 111        | 308        | 59                      | 835                    | -                           | -                      | JESENWANG                 |
| -          | -          | 138                     | 2 307                  | -                           | -                      | KEMPTEN-DURACH            |
| -          | -          | 7                       | 27                     | -                           | -                      | KULMBACH                  |
| 7          | -          | 50                      | 1 540                  | 6                           | 15                     | LANDSHUT                  |
| -          | -          | 9                       | 48                     | 2                           | -                      | MAINBULLAU                |
| -          | -          | -                       | -                      | -                           | -                      | MUEHLDORF                 |
| -          | -          | 60                      | 2 209                  | -                           | -                      | ROSENTHAL-FIELD-PIOESSEN  |
| -          | -          | 53                      | 116                    | 6                           | 17                     | STRAUBING-WALLMUEHLE      |
| -          | -          | 25                      | 62                     | 11                          | -                      | VILSHOFEN                 |
| -          | -          | -                       | -                      | -                           | -                      | WILDBERG B. LINDAU        |
| -          | -          | -                       | -                      | 9                           | 1                      | WUERZBURG-SCHENKENTURN    |
| 144        | 403        | 704                     | 11 409                 | 241                         | 438                    | BAYERN                    |
| -          | -          | -                       | -                      | -                           | -                      | SAARLOUIS-DUEREN          |
| -          | -          | -                       | -                      | -                           | -                      | SAARLAND                  |
| 2 785      | 7 070      | 4 635                   | 35 253                 | 1 417                       | 2 051                  | BUNDES GEBIET             |

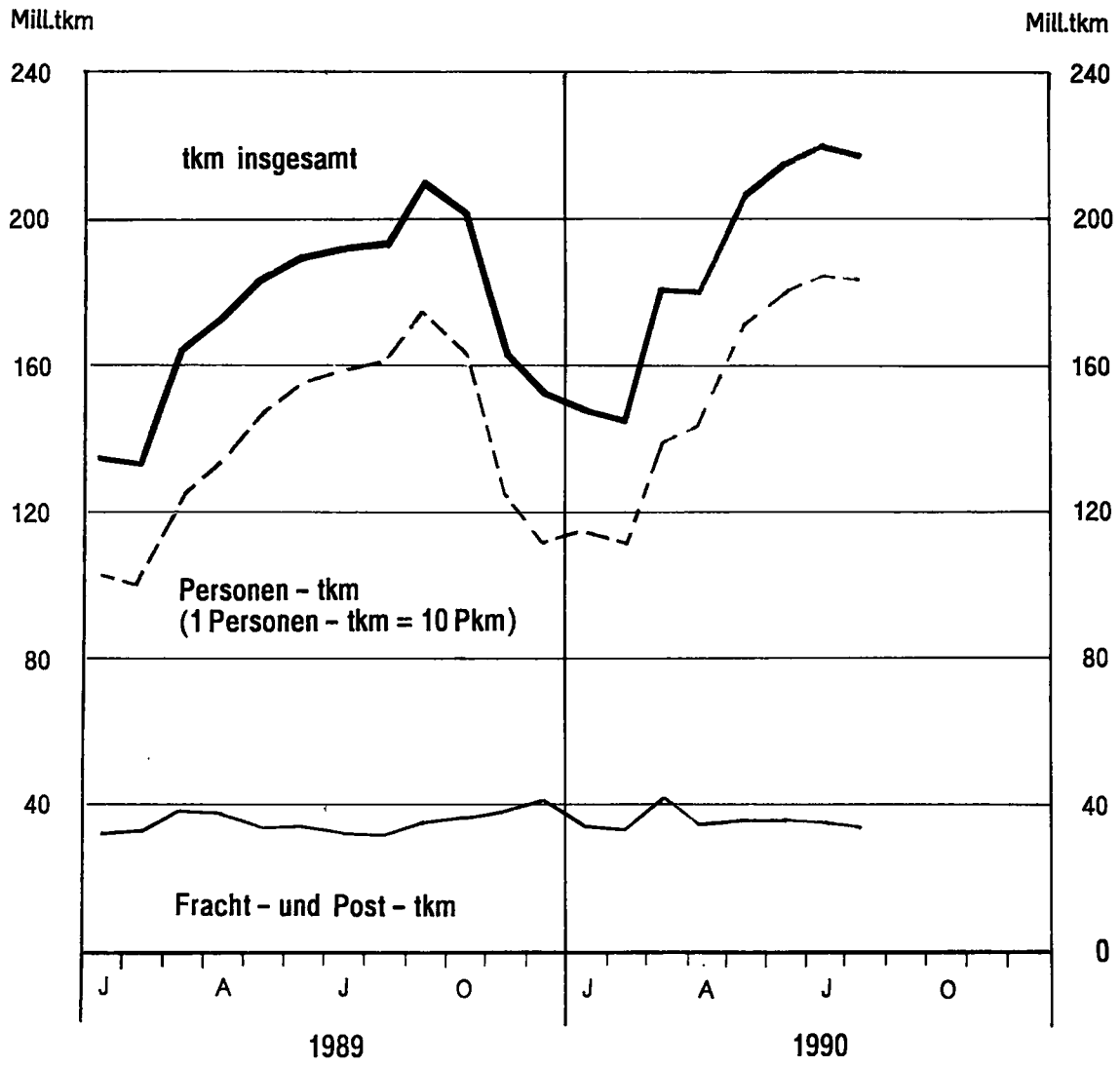
4 VERKEHRSLEISTUNGEN AUG. 1990

| VERKEHRSART   | FLUEGE 1) | FLUG-KM | PERSONEN-KM | FRACHT-TKM | POST-TKM |
|---|-----------|---------|-------------|------------|----------|
|   | ANZAHL    |         |             |            |          |
| 1 000   |           |         |             |            |          |
| VERKEHR INNERHALB DES BUNDESGBIETES                         |           |         |             |            |          |
| LINIENVERKEHR   | 19 029    | 6 838   | 455 766     | 2 594      | 2 178    |
| GELEGENHEITSVRKEHR  | 7 493     | 1 585   | 20 921      | 293        | -        |
| UEBERFUEHRUNGSFLUEGE  | 328       | 79      | -           | -          | -        |
| ZUSAMMEN  | 26 850    | 8 502   | 476 687     | 2 887      | 2 178    |
| VERKEHR MIT GEBIETEN AUSSERHALB DES BUNDESGBIETES - ABGANG  |           |         |             |            |          |
| LINIENVERKEHR   | 19 569    | 4 708   | 359 401     | 12 079     | 817      |
| GELEGENHEITSVRKEHR  | 8 295     | 2 201   | 298 862     | 2 117      | 0        |
| UEBERFUEHRUNGSFLUEGE  | 192       | 47      | -           | -          | -        |
| ZUSAMMEN  | 28 056    | 6 956   | 658 264     | 14 195     | 818      |
| VERKEHR MIT GEBIETEN AUSSERHALB DES BUNDESGBIETES - ANKUNFT |           |         |             |            |          |
| LINIENVERKEHR   | 19 585    | 4 731   | 382 078     | 12 108     | 767      |
| GELEGENHEITSVRKEHR  | 8 250     | 2 186   | 320 854     | 1 428      | 0        |
| UEBERFUEHRUNGSFLUEGE  | 104       | 25      | -           | -          | -        |
| ZUSAMMEN  | 27 939    | 6 943   | 702 932     | 13 536     | 767      |
| GESAMTVRKEHR  |           |         |             |            |          |
| LINIENVERKEHR   | 58 183    | 16 277  | 1 197 245   | 26 780     | 3 763    |
| GELEGENHEITSVRKEHR  | 24 038    | 5 972   | 640 637     | 3 838      | 0        |
| UEBERFUEHRUNGSFLUEGE  | 624       | 151     | -           | -          | -        |
| INSGESAMT   | 82 845    | 22 401  | 1 837 882   | 30 618     | 3 763    |
| JAN. BIS AUG.   | 622 718   | 168 274 | 12 268 480  | 259 939    | 29 760   |

| VERKEHRSART   | VERKEHRS-<br>LEISTUNGEN<br>GESAMT-TKM 2) | JAN.<br>BIS<br>AUG. | ANGEBOTENE<br>GESAMTKAPA-<br>ZITAETS-TKM | ANGEBOTENE<br>SITZPLATZ-<br>KM | AUSNUTZUNGSGRAD<br>IM PERS.-<br>VRKEHR | VERKEHR<br>INSGESAMT |
|---|--|---------------------|--|--------------------------------|--|----------------------|
|   |  |                     | 1 000                                    |                                | %                                      |                      |
| VERKEHR INNERHALB DES BUNDESGBIETES                         |  |                     |  |                                |  |                      |
| LINIENVERKEHR   | 50 349                                   | 413 573             | 95 545                                   | 758 822                        | 60                                     | 53                   |
| GELEGENHEITSVRKEHR  | 2 385                                    | 20 327              | 6 563                                    | 47 121                         | 44                                     | 36                   |
| ZUSAMMEN  | 52 734                                   | 433 900             | 102 108                                  | 805 943                        | 59                                     | 52                   |
| VERKEHR MIT GEBIETEN AUSSERHALB DES BUNDESGBIETES - ABGANG  |  |                     |  |                                |  |                      |
| LINIENVERKEHR   | 48 836                                   | 365 566             | 82 378                                   | 569 077                        | 64                                     | 59                   |
| GELEGENHEITSVRKEHR  | 32 003                                   | 177 519             | 42 921                                   | 352 130                        | 85                                     | 74                   |
| ZUSAMMEN  | 80 839                                   | 543 085             | 125 299                                  | 921 207                        | 71                                     | 64                   |
| VERKEHR MIT GEBIETEN AUSSERHALB DES BUNDESGBIETES - ANKUNFT |  |                     |  |                                |  |                      |
| LINIENVERKEHR   | 51 082                                   | 369 788             | 83 788                                   | 571 344                        | 67                                     | 61                   |
| GELEGENHEITSVRKEHR  | 33 514                                   | 169 771             | 42 696                                   | 355 326                        | 91                                     | 78                   |
| ZUSAMMEN  | 84 595                                   | 539 559             | 126 484                                  | 926 670                        | 75                                     | 66                   |
| GESAMTVRKEHR  |  |                     |  |                                |  |                      |
| LINIENVERKEHR   | 150 267                                  | 1 148 928           | 261 712                                  | 1 899 243                      | 64                                     | 58                   |
| GELEGENHEITSVRKEHR  | 67 901                                   | 367 617             | 92 179                                   | 754 577                        | 86                                     | 74                   |
| INSGESAMT   | 218 169                                  | 1 516 544           | 353 891                                  | 2 653 820                      | 70                                     | 62                   |
| JAN. BIS AUG.   | 1 516 544                                | -                   | 2 610 888                                | 19 080 857                     | 65                                     | 59                   |

1) PASSAGIER- UND NICHPASSAGIERFLUEGE (Z.B. ARBEITSFLUEGE, GEWERBLICHE SCHULFLUEGE). - 2) PKM PLUS FRACHT-TKM PLUS POST-TKM - (1 PKM = 0,1 TKM).

# TRANSPORTLEISTUNG IM LUFTVERKEHR ÜBER DEM BUNDESGBIET



Statistisches Bundesamt 90 0 683

5 PERSONENVERKEHR  
5.1 VERFLECHTUNG IM VERKEHR  
5.1.1 EIN-/

| NACH STRECKENZIEL-<br>FLUGPLATZ | VON STRECKEN     |                   |                 |                      |                     |                    |                    |
|---------------------------------|------------------|-------------------|-----------------|----------------------|---------------------|--------------------|--------------------|
|                                 | HAMBURG<br>(HAM) | HANNOVER<br>(HAJ) | BREMEN<br>(BRE) | DUESSELDORF<br>(DUS) | KOELN/BONN<br>(CGN) | FRANKFURT<br>(FRA) | STUTTGART<br>(STR) |
| EIN-/AUSSTEIGER                 |                  |                   |                 |                      |                     |                    |                    |
| INSGESAMT                       |                  |                   |                 |                      |                     |                    |                    |
| HAMBURG .....                   | 237              | 90                | -               | 16 974               | 7 342               | 56 063             | 9 617              |
| HANNOVER .....                  | 526              | 84                | 46              | 425                  | 477                 | 19 704             | 3 231              |
| BREMEN .....                    | -                | 12                | 4               | 83                   | 555                 | 15 827             | 2 195              |
| DUESSELDORF .....               | 15 270           | 419               | 87              | -                    | 17                  | 21 957             | 9 109              |
| KOELN/BONN .....                | 7 890            | 507               | 616             | 21                   | -                   | 9 201              | 2 075              |
| FRANKFURT .....                 | 51 085           | 17 051            | 14 699          | 20 117               | 7 469               | 56                 | 15 048             |
| STUTTGART .....                 | 9 486            | 3 478             | 2 216           | 9 101                | 2 355               | 17 774             | 400                |
| NUERNBERG .....                 | 2 773            | 1 108             | 582             | 4 908                | 1 241               | 15 586             | -                  |
| MUENCHEN .....                  | 21 670           | 6 427             | 3 185           | 35 049               | 16 720              | 50 831             | 487                |
| BERLIN (WEST) .....             | 16 500           | 7 768             | 5 125           | 28 143               | 22 044              | 70 567             | 17 304             |
| SAARBRUECKEN .....              | 255              | 8                 | -               | -                    | -                   | 1 940              | -                  |
| MUENSTER/OSNABRUECK ..          | -                | -                 | 2               | 4                    | -                   | 2 810              | 3                  |
| SONSTIGE FLUGPLAETZE .          | 1 185            | -                 | 562             | 1 045                | 1 281               | 2 920              | 1 476              |
| BUNDESGBIET .....               | 126 877          | 36 952            | 27 124          | 115 870              | 59 501              | 285 236            | 60 945             |

5.1.2. REISENDE

| NACH ENDZIEL-<br>FLUGPLATZ | VON              |                   |                 |                      |                     |                    |                    |
|----------------------------|------------------|-------------------|-----------------|----------------------|---------------------|--------------------|--------------------|
|                            | HAMBURG<br>(HAM) | HANNOVER<br>(HAJ) | BREMEN<br>(BRE) | DUESSELDORF<br>(DUS) | KOELN/BONN<br>(CGN) | FRANKFURT<br>(FRA) | STUTTGART<br>(STR) |
| REISENDE                   |                  |                   |                 |                      |                     |                    |                    |
| INSGESAMT                  |                  |                   |                 |                      |                     |                    |                    |
| HAMBURG .....              | 237              | 3                 | 5               | 16 221               | 7 025               | 54 457             | 9 355              |
| HANNOVER .....             | 336              | 84                | 39              | 334                  | 412                 | 18 685             | 3 684              |
| BREMEN .....               | 2                | 14                | 4               | 85                   | 484                 | 14 719             | 2 532              |
| DUESSELDORF .....          | 13 374           | 423               | 92              | -                    | 17                  | 20 593             | 8 332              |
| KOELN/BONN .....           | 7 599            | 337               | 375             | 21                   | -                   | 8 585              | 2 128              |
| FRANKFURT .....            | 33 670           | 6 067             | 6 915           | 7 820                | 2 072               | 56                 | 3 128              |
| STUTTGART .....            | 9 524            | 3 736             | 2 515           | 8 884                | 2 187               | 16 302             | 400                |
| NUERNBERG .....            | 3 182            | 1 263             | 787             | 5 075                | 1 276               | 14 345             | 4                  |
| MUENCHEN .....             | 19 383           | 5 893             | 3 525           | 31 915               | 15 658              | 47 662             | 492                |
| BERLIN (WEST) .....        | 16 512           | 7 521             | 5 124           | 28 128               | 22 049              | 70 443             | 17 303             |
| SAARBRUECKEN .....         | 490              | 110               | 61              | 37                   | 5                   | 1 328              | 3                  |
| MUENSTER/OSNABRUECK ..     | 7                | 3                 | 2               | 5                    | -                   | 2 476              | 131                |
| SONSTIGE FLUGPLAETZE .     | 1 377            | 127               | 641             | 1 124                | 1 145               | 2 441              | 1 409              |
| BUNDESGBIET .....          | 105 693          | 25 581            | 20 085          | 99 649               | 52 330              | 272 092            | 48 901             |

AUGUST 1990

INNERHALB DES BUNDESGBIETES

AUSSTEIGER

| HERKUNFTSFLUGPLATZ |                   |                        |                       |                              |          |           | NACH STRECKENZIEL-   |  |
|--------------------|-------------------|------------------------|-----------------------|------------------------------|----------|-----------|----------------------|--|
| NUERNBERG<br>(NUE) | MUENCHEN<br>(MUC) | BERLIN (WEST)<br>(BER) | SAARBRUECKEN<br>(SCN) | MUENSTER/<br>OSNABRUECK(FMO) | SONSTIGE | INSGESAMT | FLUGPLATZ            |  |
|                    |                   |                        |                       |                              |          |           | EIN-/AUSSTEIGER      |  |
|                    |                   |                        |                       |                              |          |           | INSGESAMT            |  |
| 3 024              | 22 549            | 16 960                 | 301                   | 1                            | 1 355    | 134 513   | HAMBURG              |  |
| 1 179              | 6 785             | 7 733                  | 18                    | -                            | -        | 40 208    | HANNOVER             |  |
| 470                | 3 492             | 5 276                  | -                     | 5                            | 642      | 28 561    | BREMEN               |  |
| 5 003              | 34 169            | 27 281                 | -                     | 3                            | 1 117    | 114 432   | DUESSELDORF          |  |
| 1 527              | 16 950            | 22 313                 | 6                     | 30                           | 1 212    | 62 348    | KOELN/BONN           |  |
| 14 949             | 54 386            | 63 231                 | 1 801                 | 3 134                        | 3 110    | 266 136   | FRANKFURT            |  |
| 73                 | 543               | 18 039                 | -                     | 13                           | 1 614    | 65 092    | STUTTGART            |  |
| -                  | 112               | 5 917                  | -                     | -                            | 386      | 32 613    | NUERNBERG            |  |
| 76                 | -                 | 25 859                 | 163                   | 850                          | 3 096    | 164 413   | MUENCHEN             |  |
| 6 118              | 24 985            | -                      | 1 951                 | 2 360                        | 5 111    | 207 976   | BERLIN (WEST)        |  |
| 8                  | 198               | 1 959                  | 168                   | -                            | -        | 4 536     | SAARBRUECKEN         |  |
| -                  | 996               | 2 284                  | -                     | -                            | 13       | 6 112     | MUENSTER/OSNABRUECK  |  |
| 396                | 3 025             | 5 445                  | -                     | 8                            | -        | 17 343    | SONSTIGE FLUGPLAETZE |  |
| 32 823             | 168 190           | 202 297                | 4 408                 | 6 404                        | 17 656   | 1 144 283 | BUNDESGBIET          |  |

| HERKUNFTSFLUGPLATZ |                   |                        |                       |                              |          |           | NACH ENDZIEL-        |  |
|--------------------|-------------------|------------------------|-----------------------|------------------------------|----------|-----------|----------------------|--|
| NUERNBERG<br>(NUE) | MUENCHEN<br>(MUC) | BERLIN (WEST)<br>(BER) | SAARBRUECKEN<br>(SCN) | MUENSTER/<br>OSNABRUECK(FMO) | SONSTIGE | INSGESAMT | FLUGPLATZ            |  |
|                    |                   |                        |                       |                              |          |           | REISENDE             |  |
|                    |                   |                        |                       |                              |          |           | INSGESAMT            |  |
| 3 196              | 21 879            | 14 571                 | 522                   | 2                            | 1 561    | 129 034   | HAMBURG              |  |
| 1 315              | 7 064             | 7 008                  | 97                    | -                            | 106      | 39 164    | HANNOVER             |  |
| 778                | 3 765             | 5 273                  | 60                    | 6                            | 695      | 28 417    | BREMEN               |  |
| 4 709              | 31 286            | 26 365                 | 46                    | 3                            | 1 193    | 106 433   | DUESSELDORF          |  |
| 1 539              | 16 524            | 22 117                 | 13                    | 30                           | 1 079    | 60 347    | KOELN/BONN           |  |
| 2 642              | 32 999            | 46 161                 | 180                   | 971                          | 2 472    | 145 153   | FRANKFURT            |  |
| 78                 | 559               | 17 676                 | -                     | 125                          | 1 619    | 63 605    | STUTTGART            |  |
| -                  | 116               | 5 846                  | 26                    | 52                           | 397      | 32 369    | NUERNBERG            |  |
| 82                 | -                 | 24 416                 | 326                   | 1 066                        | 3 108    | 153 526   | MUENCHEN             |  |
| 5 898              | 25 031            | -                      | 2 001                 | 2 360                        | 5 122    | 207 492   | BERLIN (WEST)        |  |
| 40                 | 293               | 1 979                  | 168                   | 18                           | 3        | 4 535     | SAARBRUECKEN         |  |
| 63                 | 1 092             | 2 287                  | 10                    | -                            | 23       | 6 099     | MUENSTER/OSNABRUECK  |  |
| 412                | 3 076             | 5 529                  | 12                    | 22                           | 26       | 17 341    | SONSTIGE FLUGPLAETZE |  |
| 20 752             | 143 684           | 179 228                | 3 461                 | 4 655                        | 17 404   | 993 515   | BUNDESGBIET          |  |

5 PERSONENVERKEHR  
 -----  
 5. 1 VERFLECHTUNG IM VERKEHR  
 5. 1. 2 EINSTEIGER

| NACH STRECKENZIEL-<br>FLUGPLATZ | VON STRECKEN     |                   |                 |                      |                     |                    |                    |
|---------------------------------|------------------|-------------------|-----------------|----------------------|---------------------|--------------------|--------------------|
|                                 | HAMBURG<br>(HAM) | HANNOVER<br>(HAJ) | BREMEN<br>(BRE) | DUESSELDORF<br>(DUS) | KOELN/BONN<br>(CGN) | FRANKFURT<br>(FRA) | STUTTGART<br>(STR) |
| <b>EINSTEIGER</b>               |                  |                   |                 |                      |                     |                    |                    |
| <b>INSGESAMT</b>                |                  |                   |                 |                      |                     |                    |                    |
| SCHLESWIG-HOLSTEIN ...          | 865              | -                 | 140             | 318                  | 395                 | 517                | -                  |
| HELGOLAND .....                 | 473              | -                 | 138             | -                    | -                   | -                  | -                  |
| KIEL .....                      | -                | -                 | 2               | -                    | 395                 | 517                | -                  |
| LURBECK .....                   | -                | -                 | -               | -                    | -                   | -                  | -                  |
| WESTERLAND/SVLT .....           | 321              | -                 | -               | 318                  | -                   | -                  | -                  |
| UEB. SCHLESW.-HOLST. ....       | 71               | -                 | -               | -                    | -                   | -                  | -                  |
| BREMEN .....                    | -                | -                 | 2               | -                    | -                   | -                  | -                  |
| BREMERHAVEN .....               | -                | -                 | 2               | -                    | -                   | -                  | -                  |
| NIEDERSACHSEN .....             | 17               | -                 | 414             | 87                   | -                   | -                  | 1                  |
| BORKUM .....                    | -                | -                 | 54              | 85                   | -                   | -                  | -                  |
| BRAUNSCHWEIG .....              | -                | -                 | -               | -                    | -                   | -                  | 1                  |
| EMDEN .....                     | -                | -                 | -               | -                    | -                   | -                  | -                  |
| HARLE .....                     | -                | -                 | -               | -                    | -                   | -                  | -                  |
| JUIST .....                     | -                | -                 | 74              | 2                    | -                   | -                  | -                  |
| NORDDEICH .....                 | -                | -                 | -               | -                    | -                   | -                  | -                  |
| WANGEROOGE .....                | -                | -                 | 168             | -                    | -                   | -                  | -                  |
| NORDERNEY .....                 | -                | -                 | 54              | -                    | -                   | -                  | -                  |
| LANGEBOG .....                  | -                | -                 | 60              | -                    | -                   | -                  | -                  |
| UEB. NIEDERSACHSEN .....        | 17               | -                 | 4               | -                    | -                   | -                  | -                  |
| NORDRHEIN-WESTFALEN ..          | 4                | -                 | -               | -                    | 3                   | 296                | 1 103              |
| DORTMUND .....                  | 4                | -                 | -               | -                    | -                   | -                  | 607                |
| PADERBORN-LIPPST. ....          | -                | -                 | -               | -                    | -                   | 296                | 495                |
| SIEGERLAND .....                | -                | -                 | -               | -                    | -                   | -                  | -                  |
| UEB. NORDRH.-WESTF. ....        | -                | -                 | -               | -                    | 3                   | -                  | 1                  |
| HESSEN .....                    | -                | -                 | -               | -                    | -                   | -                  | -                  |
| KASSEL .....                    | -                | -                 | -               | -                    | -                   | -                  | -                  |
| UEB. HESSEN .....               | -                | -                 | -               | -                    | -                   | -                  | -                  |
| RHEINLAND-PFALZ .....           | -                | -                 | -               | -                    | -                   | -                  | -                  |
| KOBLENZ .....                   | -                | -                 | -               | -                    | -                   | -                  | -                  |
| UEB. RHEINL.-PFALZ .....        | -                | -                 | -               | -                    | -                   | -                  | -                  |
| BADEN-WUERTTEMBERG ...          | -                | -                 | 6               | -                    | 871                 | 1 103              | 370                |
| FREIBURG .....                  | -                | -                 | -               | -                    | -                   | -                  | 1                  |
| FRIEDRICHSHAFEN .....           | -                | -                 | 6               | -                    | 871                 | 1 103              | 343                |
| KARLSRUHE .....                 | -                | -                 | -               | -                    | -                   | -                  | -                  |
| MANNHEIM .....                  | -                | -                 | -               | -                    | -                   | -                  | -                  |
| UEB. BADEN-WUERTT. ....         | -                | -                 | -               | -                    | -                   | -                  | 26                 |
| BAYERN .....                    | 299              | -                 | -               | 640                  | 12                  | 1 004              | 2                  |
| AUGSBURG .....                  | 299              | -                 | -               | 640                  | 7                   | -                  | -                  |
| BAYREUTH .....                  | -                | -                 | -               | -                    | -                   | 517                | -                  |
| HOF .....                       | -                | -                 | -               | -                    | 2                   | 487                | -                  |
| OBERPFAFFENHOFEN .....          | -                | -                 | -               | -                    | -                   | -                  | -                  |
| STRAUBING .....                 | -                | -                 | -               | -                    | -                   | -                  | -                  |
| UEB. BAYERN .....               | -                | -                 | -               | -                    | 3                   | -                  | 2                  |
| BUNDESGBIET .....               | 1 185            | -                 | 562             | 1 045                | 1 281               | 2 920              | 1 476              |

AUGUST 1990

INNERHALB DES BUNDESGBIETES  
NACH SONSTIGEN DEUTSCHEN FLUGPLAETZEN

| HERKUNFTSFLUGPLATZ |                   |                        |                       |                               |          |           | NACH STRECKENZIEL-<br>FLUGPLATZ                                 |
|--------------------|-------------------|------------------------|-----------------------|-------------------------------|----------|-----------|---|
| NUERNBERG<br>(NUE) | MUENCHEN<br>(MUC) | BERLIN (WEST)<br>(BER) | SAARBRUECKEN<br>(SCN) | MUENSTER/<br>OSNABRUECK (FMO) | SONSTIGE | INSGESAMT |   |
| -                  | 16                | 2 644                  | -                     | -                             | X        | 4 895     | EINSTEIGER<br>-----<br>INSGESAMT<br>-----<br>SCHLESWIG-HOLSTEIN |
| -                  | -                 | -                      | -                     | -                             | X        | 611       | HELGOLAND   |
| -                  | -                 | 937                    | -                     | -                             | X        | 1 851     | KIEL  |
| -                  | -                 | -                      | -                     | -                             | X        | -         | LUEBECK   |
| -                  | 16                | 1 707                  | -                     | -                             | X        | 2 362     | WESTERLAND/SYLT   |
| -                  | -                 | -                      | -                     | -                             | X        | 71        | UEB.SCHLESW.-HOLST  |
| -                  | -                 | -                      | -                     | -                             | X        | 2         | BREMEN  |
| -                  | -                 | -                      | -                     | -                             | X        | 2         | BREMERHAVEN   |
| -                  | -                 | -                      | -                     | -                             | X        | 519       | NIEDERSACHSEN   |
| -                  | -                 | -                      | -                     | -                             | X        | 139       | BORKUM  |
| -                  | -                 | -                      | -                     | -                             | X        | 1         | BRAUNSCHWEIG  |
| -                  | -                 | -                      | -                     | -                             | X        | -         | EMDEN   |
| -                  | -                 | -                      | -                     | -                             | X        | -         | HARLE   |
| -                  | -                 | -                      | -                     | -                             | X        | 76        | JUIST   |
| -                  | -                 | -                      | -                     | -                             | X        | -         | NORDDEICH   |
| -                  | -                 | -                      | -                     | -                             | X        | 168       | WANGEROOG   |
| -                  | -                 | -                      | -                     | -                             | X        | 54        | NORDERNEY   |
| -                  | -                 | -                      | -                     | -                             | X        | 60        | LANGEOOG  |
| -                  | -                 | -                      | -                     | -                             | X        | 21        | UEB.NIEDERSACHSEN   |
| 374                | 3 007             | 2 801                  | -                     | 6                             | X        | 7 594     | NORDRHEIN-WESTFALEN   |
| 374                | 1 482             | 1 933                  | -                     | -                             | X        | 4 400     | DORTMUND  |
| -                  | 1 525             | 868                    | -                     | -                             | X        | 3 184     | PADERBORN-LIPPST.   |
| -                  | -                 | -                      | -                     | -                             | X        | -         | SIEGERLAND  |
| -                  | -                 | -                      | -                     | 6                             | X        | 10        | UEB.NORDRH.-WESTF.  |
| -                  | -                 | -                      | -                     | -                             | X        | -         | HESSEN  |
| -                  | -                 | -                      | -                     | -                             | X        | -         | KASSEL  |
| -                  | -                 | -                      | -                     | -                             | X        | -         | UEB.HESSEN  |
| -                  | -                 | -                      | -                     | -                             | X        | -         | RHEINLAND-PFALZ   |
| -                  | -                 | -                      | -                     | -                             | X        | -         | KOBLENZ   |
| -                  | -                 | -                      | -                     | -                             | X        | -         | UEB.RHEINL.-PFALZ   |
| -                  | -                 | -                      | -                     | 2                             | X        | 2 352     | BADEN-WUERTEMBERG   |
| -                  | -                 | -                      | -                     | -                             | X        | 1         | FREIBURG  |
| -                  | -                 | -                      | -                     | 2                             | X        | 2 325     | FRIEDRICHSHAFEN   |
| -                  | -                 | -                      | -                     | -                             | X        | -         | KARLSRUHE   |
| -                  | -                 | -                      | -                     | -                             | X        | -         | MANNHEIM  |
| -                  | -                 | -                      | -                     | -                             | X        | 26        | UEB.BADEN-WUERTT.   |
| 22                 | 2                 | -                      | -                     | -                             | X        | 1 981     | BAYERN  |
| -                  | -                 | -                      | -                     | -                             | X        | 946       | AUGSBURG  |
| -                  | -                 | -                      | -                     | -                             | X        | 517       | BAYREUTH  |
| -                  | -                 | -                      | -                     | -                             | X        | 489       | HOF   |
| -                  | -                 | -                      | -                     | -                             | X        | -         | OBERRPFAFFENHOFEN   |
| -                  | -                 | -                      | -                     | -                             | X        | -         | STRAUBING   |
| 22                 | 2                 | -                      | -                     | -                             | X        | 29        | UEB.BAYERN  |
| 396                | 3 025             | 5 445                  | -                     | 8                             | X        | 17 343    | BUNDESGBIET   |



5 PERSONENVERKEHR  
5.1 VERFLECHTUNG IM VERKEHR  
5.1.4 AUSSTEIGER

| VON STRECKENHERKUNFTS-<br>FLUGPLATZ | NACH STRECKEN    |                   |                 |                      |                     |                    |                    |
|-------------------------------------|------------------|-------------------|-----------------|----------------------|---------------------|--------------------|--------------------|
|                                     | HAMBURG<br>(HAM) | HANNOVER<br>(HAJ) | BREMEN<br>(BRE) | DUESSELDORF<br>(DUS) | KOELN/BONN<br>(CGN) | FRANKFURT<br>(FRA) | STUTTGART<br>(STR) |
| <b>AUSSTEIGER</b>                   |                  |                   |                 |                      |                     |                    |                    |
| <b>INSGESAM</b>                     |                  |                   |                 |                      |                     |                    |                    |
| SCHLESWIG-HOLSTEIN ...              | 1 002            | -                 | 64              | 351                  | 370                 | 562                | 2                  |
| HELGOLAND .....                     | 498              | -                 | 27              | -                    | -                   | -                  | -                  |
| KIEL .....                          | -                | -                 | 33              | -                    | 370                 | 560                | -                  |
| LUEBECK .....                       | -                | -                 | -               | -                    | -                   | -                  | -                  |
| WESTERLAND/SYLT .....               | 391              | -                 | -               | 351                  | -                   | 2                  | 2                  |
| UEB. SCHLESW.-HOLST.                | 113              | -                 | 4               | -                    | -                   | -                  | -                  |
| BREMEN .....                        | -                | -                 | 2               | -                    | -                   | -                  | -                  |
| BREMERHAVEN .....                   | -                | -                 | 2               | -                    | -                   | -                  | -                  |
| NIEDERSACHSEN .....                 | 23               | -                 | 567             | 97                   | 3                   | -                  | 2                  |
| BORKUM .....                        | -                | -                 | 49              | 97                   | -                   | -                  | -                  |
| BRAUNSCHWEIG .....                  | -                | -                 | -               | -                    | -                   | -                  | 2                  |
| EMDEN .....                         | -                | -                 | -               | -                    | -                   | -                  | -                  |
| HARLE .....                         | -                | -                 | -               | -                    | -                   | -                  | -                  |
| JUIST .....                         | -                | -                 | 65              | -                    | -                   | -                  | -                  |
| NORDDEICH .....                     | -                | -                 | 1               | -                    | -                   | -                  | -                  |
| WANGEROEGE .....                    | -                | -                 | 297             | -                    | -                   | -                  | -                  |
| NORDERNEY .....                     | -                | -                 | 78              | -                    | -                   | -                  | -                  |
| LANGEBOG .....                      | -                | -                 | 76              | -                    | -                   | -                  | -                  |
| UEB. NIEDERSACHSEN ..               | 23               | -                 | 1               | -                    | 3                   | -                  | -                  |
| NORDRHEIN-WESTFALEN ..              | -                | -                 | 3               | 7                    | 11                  | 330                | 1 268              |
| DORTMUND .....                      | -                | -                 | 1               | -                    | -                   | -                  | 705                |
| PADERBORN-LIPPST. ....              | -                | -                 | -               | -                    | -                   | 330                | 560                |
| SIEGERLAND .....                    | -                | -                 | -               | -                    | -                   | -                  | -                  |
| UEB. NORDRH.-WESTF. ..              | -                | -                 | 2               | 7                    | 11                  | -                  | 3                  |
| HESSEN .....                        | 3                | -                 | -               | -                    | -                   | -                  | -                  |
| KASSEL .....                        | 3                | -                 | -               | -                    | -                   | -                  | -                  |
| UEB. HESSEN .....                   | -                | -                 | -               | -                    | -                   | -                  | -                  |
| RHEINLAND-PFALZ .....               | -                | -                 | -               | -                    | -                   | -                  | -                  |
| KOBLENZ .....                       | -                | -                 | -               | -                    | -                   | -                  | -                  |
| UEB. RHEINL.-PFALZ ..               | -                | -                 | -               | -                    | -                   | -                  | -                  |
| BADEN-WUERTTEMBERG ...              | 2                | -                 | 6               | -                    | 822                 | 1 106              | 341                |
| FREIBURG .....                      | -                | -                 | -               | -                    | -                   | -                  | 1                  |
| FRIEDRICHSHAFEN .....               | -                | -                 | 5               | -                    | -                   | -                  | -                  |
| KARLSRUHE .....                     | -                | -                 | -               | -                    | 822                 | 1 106              | 318                |
| MANNHEIM .....                      | -                | -                 | -               | -                    | -                   | -                  | -                  |
| UEB. BADEN-WUERTT. ...              | 2                | -                 | -               | -                    | -                   | -                  | 22                 |
| BAYERN .....                        | 325              | -                 | -               | 662                  | 6                   | 1 112              | 1                  |
| AUGSBURG .....                      | 325              | -                 | -               | 662                  | 4                   | -                  | -                  |
| BAYREUTH .....                      | -                | -                 | -               | -                    | -                   | 565                | -                  |
| HOF .....                           | -                | -                 | -               | -                    | 2                   | 547                | -                  |
| OBERPFAFFENHOFEN ...                | -                | -                 | -               | -                    | -                   | -                  | -                  |
| STRAUBING .....                     | -                | -                 | -               | -                    | -                   | -                  | -                  |
| UEB. BAYERN .....                   | -                | -                 | -               | -                    | -                   | -                  | 1                  |
| BUNDESGBIET .....                   | 1 355            | -                 | 642             | 1 117                | 1 212               | 3 110              | 1 614              |

AUGUST 1990

INNERHALB DES BUNDESGBIETES  
VON SONSTIGEN DEUTSCHEN FLUGPLAETZEN

| ZIELFLUGPLATZ      |                   |                        |                       |                               |          |           | VON STRECKENHERKUNFTS- |
|--------------------|-------------------|------------------------|-----------------------|-------------------------------|----------|-----------|------------------------|
| NUERNBERG<br>(NUE) | MUENCHEN<br>(MUC) | BERLIN (WEST)<br>(BER) | SAARBRUECKEN<br>(SCN) | MUENSTER/<br>OSNABRUECK (FMO) | SONSTIGE | INSGESAMT | FLUGPLATZ              |
|                    |                   |                        |                       |                               |          |           | AUSSTEIGER             |
|                    |                   |                        |                       |                               |          |           | INSGESAMT              |
| -                  | 2                 | 2 382                  | -                     | -                             | X        | 4 735     | SCHLESWIG-HOLSTEIN     |
| -                  | -                 | -                      | -                     | -                             | X        | 525       | HELGOLAND              |
| -                  | 1                 | 832                    | -                     | -                             | X        | 1 796     | KIEL                   |
| -                  | 1                 | -                      | -                     | -                             | X        | 1         | LUEBECK                |
| -                  | -                 | 1 550                  | -                     | -                             | X        | 2 296     | WESTERLAND/SVLT        |
| -                  | -                 | -                      | -                     | -                             | X        | 117       | UEB.SCHLESW.-HOLST     |
| -                  | -                 | -                      | -                     | -                             | X        | 2         | BREMEN                 |
| -                  | -                 | -                      | -                     | -                             | X        | 2         | BREMERHAVEN            |
| -                  | -                 | -                      | -                     | -                             | X        | 692       | NIEDERSACHSEN          |
| -                  | -                 | -                      | -                     | -                             | X        | 146       | BORKUM                 |
| -                  | -                 | -                      | -                     | -                             | X        | 2         | BRAUNSCHWEIG           |
| -                  | -                 | -                      | -                     | -                             | X        | -         | EMDEN                  |
| -                  | -                 | -                      | -                     | -                             | X        | -         | HARLE                  |
| -                  | -                 | -                      | -                     | -                             | X        | 65        | JUIST                  |
| -                  | -                 | -                      | -                     | -                             | X        | 1         | NORDEICH               |
| -                  | -                 | -                      | -                     | -                             | X        | 297       | WANGEROGGE             |
| -                  | -                 | -                      | -                     | -                             | X        | 78        | NORDERNEY              |
| -                  | -                 | -                      | -                     | -                             | X        | 76        | LANGEGG                |
| -                  | -                 | -                      | -                     | -                             | X        | 27        | UEB.NIEDERSACHSEN      |
| 378                | 3 089             | 2 729                  | -                     | 9                             | X        | 7 824     | NORDRHEIN-WESTFALEN    |
| 378                | 1 538             | 1 870                  | -                     | -                             | X        | 4 492     | DORTMUND               |
| -                  | 1 551             | 859                    | -                     | -                             | X        | 3 300     | FADERBORN-LIPPST.      |
| -                  | -                 | -                      | -                     | -                             | X        | -         | SIEGERLAND             |
| -                  | -                 | -                      | -                     | 9                             | X        | 32        | UEB.NORDRH.-WESTF.     |
| -                  | -                 | -                      | -                     | 1                             | X        | 4         | HESSEN                 |
| -                  | -                 | -                      | -                     | -                             | X        | 3         | KASSEL                 |
| -                  | -                 | -                      | -                     | 1                             | X        | 1         | UEB.HESSEN             |
| -                  | -                 | -                      | -                     | -                             | X        | -         | RHEINLAND-PFALZ        |
| -                  | -                 | -                      | -                     | -                             | X        | -         | KOBLENZ                |
| -                  | -                 | -                      | -                     | -                             | X        | -         | UEB.RHEINL.-PFALZ      |
| -                  | 2                 | -                      | -                     | 3                             | X        | 2 282     | BADEN-WUERTTEMBERG     |
| -                  | 2                 | -                      | -                     | -                             | X        | 3         | FREIBURG               |
| -                  | -                 | -                      | -                     | -                             | X        | 2 252     | FRIEDRICHSHAFEN        |
| -                  | -                 | -                      | -                     | 2                             | X        | 2         | KARLSRUHE              |
| -                  | -                 | -                      | -                     | 1                             | X        | 1         | MANNHEIM               |
| -                  | -                 | -                      | -                     | -                             | X        | 24        | UEB.BADEN-WUERTT.      |
| 8                  | 3                 | -                      | -                     | -                             | X        | 2 117     | BAYERN                 |
| -                  | -                 | -                      | -                     | -                             | X        | 991       | AUGSBURG               |
| -                  | -                 | -                      | -                     | -                             | X        | 565       | BAYREUTH               |
| -                  | -                 | -                      | -                     | -                             | X        | 549       | HOF                    |
| -                  | -                 | -                      | -                     | -                             | X        | -         | OBERPPAFFENHOFEN       |
| -                  | -                 | -                      | -                     | -                             | X        | -         | STRAUBING              |
| 8                  | 3                 | -                      | -                     | -                             | X        | 12        | UEB.BAYERN             |
| 386                | 3 096             | 5 111                  | -                     | 13                            | X        | 17 656    | BUNDESGBIET            |

5 PERSONENVERKEHR  
5. 2 VERFLECHUNG IM VERKEHR  
5. 2. 1 EINSTEIGER

| NACH STRECKENZIPELLAND  |           | VON STRECKEN     |                   |                 |                      |                     |                    |                    |
|-------------------------|-----------|------------------|-------------------|-----------------|----------------------|---------------------|--------------------|--------------------|
| BZW. -----              | FLUGPLATZ | HAMBURG<br>(HAM) | HANNOVER<br>(HAJ) | BREMEN<br>(BRE) | DUESSELDORF<br>(DUS) | KOELN/BONN<br>(CGN) | FRANKFURT<br>(FRA) | STUTTGART<br>(STR) |
| <b>EINSTEIGER</b>       |           |                  |                   |                 |                      |                     |                    |                    |
| <b>INSGESAMT</b>        |           |                  |                   |                 |                      |                     |                    |                    |
| DDR U. BER(O) . . . . . |           | 2 270            | 6                 | 29              | 1 429                | 1 525               | 2 487              | 1 409              |
| DARUNTER: LEJ . . . . . |           | 845              | -                 | -               | 1 403                | 6                   | 1 793              | 498                |
| DRS . . . . .           |           | 1 425            | 6                 | -               | 26                   | 1 443               | 694                | 908                |
| FINNLAND . . . . .      |           | 5 460            | -                 | -               | 886                  | -                   | 9 302              | 787                |
| DARUNTER: HEL . . . . . |           | 5 460            | -                 | -               | 849                  | -                   | 9 302              | 787                |
| SCHWEDEN . . . . .      |           | 4 691            | 54                | -               | 3 074                | 8                   | 10 827             | 304                |
| DARUNTER: STO . . . . . |           | 3 610            | 54                | -               | 2 632                | -                   | 8 046              | 304                |
| GOT . . . . .           |           | 912              | -                 | -               | 438                  | -                   | 2 722              | -                  |
| NORWEGEN . . . . .      |           | 3 932            | -                 | 18              | 1 245                | 347                 | 4 222              | -                  |
| DARUNTER: OSL . . . . . |           | 3 371            | -                 | 18              | 1 195                | 305                 | 3 720              | -                  |
| DAENEMARK . . . . .     |           | 6 410            | 1 176             | 153             | 7 097                | 303                 | 11 953             | 1 963              |
| DARUNTER: CPH . . . . . |           | 6 048            | 1 176             | 149             | 6 830                | 201                 | 11 953             | 1 963              |
| GR BRITANNIEN . . . . . |           | 24 256           | 12 425            | 4 059           | 44 527               | 11 796              | 82 752             | 11 291             |
| DARUNTER: LON . . . . . |           | 21 518           | 9 362             | 4 057           | 28 524               | 10 583              | 69 655             | 10 309             |
| BHX . . . . .           |           | 928              | 877               | -               | 5 490                | -                   | 3 923              | 982                |
| MAN . . . . .           |           | 1 567            | 1 074             | 2               | 6 915                | -                   | 7 294              | -                  |
| GLA . . . . .           |           | 199              | 484               | -               | 1 727                | -                   | 1 198              | -                  |
| EDI . . . . .           |           | 36               | 396               | -               | 347                  | 224                 | -                  | -                  |
| BRS . . . . .           |           | -                | 148               | -               | 1 238                | -                   | -                  | -                  |
| IRLAND . . . . .        |           | 789              | -                 | -               | 4 729                | -                   | 6 779              | 337                |
| DARUNTER: DUB . . . . . |           | 789              | -                 | -               | 3 897                | -                   | 5 955              | -                  |
| SNN . . . . .           |           | -                | -                 | -               | 832                  | -                   | 824                | 337                |
| ISLAND . . . . .        |           | 979              | -                 | -               | 77                   | 414                 | 1 852              | 188                |
| DARUNTER: KEF . . . . . |           | 979              | -                 | -               | 77                   | 279                 | 1 521              | 188                |
| NIEDERLANDE . . . . .   |           | 6 845            | 1 127             | 2 288           | 3 272                | 2                   | 19 068             | 2 801              |
| DARUNTER: AMS . . . . . |           | 6 108            | 1 127             | 2 284           | 3 265                | 2                   | 19 068             | 2 801              |
| BELGIEN . . . . .       |           | 1 917            | 472               | 158             | 1 039                | 5                   | 12 493             | 1 618              |
| DARUNTER: BRU . . . . . |           | 1 886            | 472               | 151             | 1 039                | 5                   | 12 493             | 1 618              |
| LUXEMBURG . . . . .     |           | 174              | -                 | -               | -                    | -                   | 3 985              | -                  |
| DARUNTER: LUX . . . . . |           | 174              | -                 | -               | -                    | -                   | 3 985              | -                  |
| FRANKREICH . . . . .    |           | 6 932            | 1 869             | 734             | 12 435               | 3 019               | 30 461             | 6 084              |
| DARUNTER: PAR . . . . . |           | 5 826            | 1 548             | 734             | 8 161                | 2 626               | 21 719             | 5 299              |
| LYS . . . . .           |           | -                | -                 | -               | 850                  | -                   | 1 931              | -                  |
| NCE . . . . .           |           | 771              | -                 | -               | 1 532                | -                   | 3 663              | 435                |
| CLY . . . . .           |           | 335              | 319               | -               | 950                  | 103                 | 685                | -                  |
| BIA . . . . .           |           | -                | -                 | -               | 385                  | -                   | 644                | 324                |
| *FR . . . . .           |           | -                | 2                 | -               | 445                  | 1                   | 220                | 14                 |
| SPANIEN . . . . .       |           | 38 735           | 26 925            | 6 956           | 145 535              | 20 928              | 98 252             | 40 564             |
| DARUNTER: MAD . . . . . |           | 593              | -                 | -               | 2 508                | -                   | 10 722             | 1 047              |
| BCN . . . . .           |           | 1 127            | -                 | -               | 3 219                | 10                  | 8 810              | 1 108              |
| GRO . . . . .           |           | -                | 357               | -               | 1 592                | -                   | 759                | -                  |
| VLC . . . . .           |           | -                | -                 | -               | 325                  | -                   | 3 366              | 5                  |
| ALC . . . . .           |           | 547              | 311               | -               | 4 226                | -                   | 1 752              | -                  |
| LEI . . . . .           |           | 764              | 409               | -               | 3 974                | -                   | 1 479              | 388                |
| AGP . . . . .           |           | 2 182            | 687               | -               | 7 022                | -                   | 4 149              | 771                |
| SVQ . . . . .           |           | 111              | 229               | -               | 353                  | -                   | 1 259              | 585                |
| *EI . . . . .           |           | 128              | -                 | -               | 330                  | 4                   | 1 465              | 324                |
| PMI . . . . .           |           | 18 818           | 14 165            | 5 385           | 65 496               | 12 510              | 34 636             | 20 421             |
| IBZ . . . . .           |           | 3 498            | 2 273             | 787             | 16 555               | 2 852               | 7 748              | 4 165              |
| MAH . . . . .           |           | 1 336            | 668               | -               | 3 339                | -                   | 2 289              | 2 464              |
| LPA . . . . .           |           | 3 718            | 3 374             | 589             | 13 685               | 2 084               | 8 382              | 3 471              |
| TCI . . . . .           |           | 2 264            | 1 919             | 195             | 7 447                | 1 715               | 5 253              | 2 330              |
| FUE . . . . .           |           | 1 545            | 1 117             | -               | 8 109                | 531                 | 3 513              | 2 091              |
| ACE . . . . .           |           | 1 946            | 1 416             | -               | 6 240                | 750                 | 2 089              | 1 394              |
| *E3 . . . . .           |           | 158              | -                 | -               | 1 115                | -                   | -                  | -                  |
| PORTUGAL . . . . .      |           | 3 363            | 1 336             | -               | 10 591               | 1 738               | 17 845             | -2 923             |
| DARUNTER: LIS . . . . . |           | 863              | -                 | -               | 1 835                | -                   | 7 504              | 263                |
| OPO . . . . .           |           | -                | -                 | -               | 759                  | -                   | 3 261              | -                  |
| FAO . . . . .           |           | 2 237            | 1 336             | -               | 7 144                | 1 738               | 5 273              | 2 660              |
| FNC . . . . .           |           | 263              | -                 | -               | 853                  | -                   | 1 807              | -                  |
| MALTA . . . . .         |           | 1 040            | -                 | -               | 2 643                | 956                 | 4 262              | 1 077              |
| DARUNTER: MLA . . . . . |           | 1 040            | -                 | -               | 2 643                | 956                 | 4 262              | 1 077              |
| SCHWEIZ . . . . .       |           | 6 184            | 1 819             | 1 025           | 12 730               | 3 539               | 27 256             | 6 054              |
| DARUNTER: ZRH . . . . . |           | 5 134            | 1 819             | 1 025           | 9 660                | 3 163               | 17 189             | 5 312              |
| GVA . . . . .           |           | 501              | -                 | -               | 1 703                | 373                 | 8 365              | 736                |
| BSL . . . . .           |           | 549              | -                 | -               | 1 323                | 1                   | 1 700              | 2                  |
| OESTERREICH . . . . .   |           | 703              | 357               | 133             | 5 641                | 904                 | 35 686             | 2 341              |
| DARUNTER: VIE . . . . . |           | 698              | 357               | 133             | 5 221                | 895                 | 22 499             | 2 323              |
| INN . . . . .           |           | -                | -                 | -               | -                    | 1                   | 1 155              | 3                  |
| LNZ . . . . .           |           | -                | -                 | -               | 391                  | -                   | 3 046              | 6                  |
| SZG . . . . .           |           | 1                | -                 | -               | 29                   | -                   | 3 645              | 2                  |
| GRZ . . . . .           |           | -                | -                 | -               | -                    | -                   | 3 844              | 3                  |
| KLU . . . . .           |           | -                | -                 | -               | -                    | -                   | 1 497              | -                  |
| ITALIEN . . . . .       |           | 3 183            | 1 039             | 30              | 11 178               | 1 022               | 52 735             | 5 072              |
| DARUNTER: ROM . . . . . |           | -                | -                 | -               | 1 147                | 149                 | 11 228             | 550                |
| MIL . . . . .           |           | 1 648            | -                 | -               | 4 309                | 214                 | 17 284             | 1 506              |
| VCE . . . . .           |           | 35               | -                 | -               | 434                  | 3                   | 6 322              | 356                |
| VRN . . . . .           |           | 515              | 503               | 30              | 186                  | -                   | -                  | 2                  |
| TRN . . . . .           |           | -                | -                 | -               | -                    | 105                 | 2 232              | 233                |
| GOA . . . . .           |           | -                | -                 | -               | -                    | -                   | 1 107              | -                  |
| FLR . . . . .           |           | -                | -                 | -               | -                    | -                   | -                  | -                  |
| BLQ . . . . .           |           | -                | -                 | -               | -                    | -                   | 1 920              | -                  |
| PSA . . . . .           |           | -                | -                 | -               | -                    | -                   | 2 208              | -                  |
| NAP . . . . .           |           | 730              | 443               | -               | 2 425                | 408                 | 3 815              | 1 165              |
| SUF . . . . .           |           | -                | -                 | -               | -                    | -                   | 216                | 104                |
| OLE . . . . .           |           | -                | -                 | -               | -                    | -                   | 1 406              | -                  |
| CTA . . . . .           |           | 251              | -                 | -               | 1 868                | -                   | 3 554              | 730                |
| GRIECHENLAND . . . . .  |           | 17 410           | 6 457             | 516             | 65 021               | 2 854               | 43 253             | 20 344             |
| DARUNTER: ATH . . . . . |           | 2 404            | -                 | -               | 6 643                | 587                 | 16 177             | 2 681              |
| SKG . . . . .           |           | 1 745            | -                 | -               | 6 563                | -                   | 5 195              | 3 054              |
| CFU . . . . .           |           | 1 290            | 966               | -               | 4 991                | -                   | 2 085              | 1 793              |
| JST . . . . .           |           | -                | -                 | -               | 796                  | -                   | 282                | 251                |
| ZTH . . . . .           |           | -                | -                 | -               | 1 316                | -                   | 522                | -                  |
| JMK . . . . .           |           | -                | -                 | -               | 1 481                | -                   | -                  | -                  |
| SMI . . . . .           |           | 1 006            | -                 | -               | 2 697                | -                   | 703                | 315                |

AUGUST 1990

MIT GEBIETEN AUSSERHALB DES BUNDESGBIETES

| HERKUNFTSFLUGPLATZ |                   |                        |                       |                              |          |           | NACH STRECKENZIELLAND |           |
|--------------------|-------------------|------------------------|-----------------------|------------------------------|----------|-----------|-----------------------|-----------|
| NUERNBERG<br>(NUE) | MUENCHEN<br>(MUC) | BERLIN (WEST)<br>(BER) | SAARBRUECKEN<br>(SCN) | MUENSTER/<br>OSNABRUECK(FMO) | SONSTIGE | INSGESAMT | BZW. -----            | FLUGPLATZ |
| -                  | 1 093             | -                      | -                     | 1                            | -        | 10 249    | EINSTEIGER            |           |
| -                  | 525               | -                      | -                     | 1                            | -        | 5 071     | DDR U. BER(O)         |           |
| -                  | 560               | -                      | -                     | -                            | -        | 5 062     | DARUNTER:LEJ          |           |
| -                  | 2 397             | -                      | -                     | -                            | -        | 18 832    | DRS                   |           |
| -                  | 2 397             | -                      | -                     | -                            | -        | 18 795    | FINNLAND              |           |
| 7                  | 1 156             | 405                    | -                     | -                            | -        | 20 526    | DARUNTER:HEL          |           |
| 4                  | 1 155             | 405                    | -                     | -                            | -        | 16 210    | SCHWEDEN              |           |
| 3                  | -                 | -                      | -                     | -                            | -        | 4 075     | DARUNTER:STO          |           |
| -                  | 477               | 416                    | -                     | -                            | -        | 10 657    | GOT                   |           |
| -                  | 477               | 416                    | -                     | -                            | -        | 9 502     | NORWEGEN              |           |
| -                  | 4 750             | 811                    | -                     | -                            | -        | 34 616    | DARUNTER:OSL          |           |
| -                  | 4 750             | 629                    | -                     | -                            | -        | 33 699    | DAENEMARK             |           |
| 2 727              | 53 903            | 15 727                 | -                     | 327                          | -        | 263 790   | DARUNTER:CPH          |           |
| 2 723              | 44 715            | 15 475                 | -                     | 240                          | -        | 217 161   | GR BRITANNIEN         |           |
| -                  | 2 258             | -                      | -                     | -                            | -        | 15 436    | DARUNTER:LON          |           |
| -                  | 4 853             | 145                    | -                     | 87                           | -        | 21 937    | BHX                   |           |
| -                  | 908               | 107                    | -                     | -                            | -        | 4 623     | MAN                   |           |
| -                  | -                 | -                      | -                     | -                            | -        | 1 003     | GLA                   |           |
| -                  | 486               | -                      | -                     | -                            | -        | 1 872     | EDI                   |           |
| -                  | 4 097             | -                      | -                     | -                            | -        | 16 731    | BRS                   |           |
| -                  | 3 620             | -                      | -                     | -                            | -        | 14 261    | IRLAND                |           |
| -                  | 477               | -                      | -                     | -                            | -        | 2 470     | DARUNTER:DUB          |           |
| -                  | -                 | -                      | -                     | -                            | 46       | 3 556     | SNN                   |           |
| 746                | 8 263             | 1 933                  | -                     | 78                           | -        | 3 044     | ISLAND                |           |
| 731                | 8 263             | 1 933                  | -                     | 78                           | -        | 46 423    | DARUNTER:KEF          |           |
| 448                | 3 775             | 552                    | -                     | 1                            | -        | 45 660    | NIEDERLANDE           |           |
| 448                | 3 775             | 552                    | -                     | 1                            | -        | 22 478    | DARUNTER:AMS          |           |
| -                  | 293               | -                      | -                     | -                            | -        | 22 440    | BELGIEN               |           |
| -                  | 293               | -                      | -                     | -                            | -        | 4 452     | DARUNTER:BRU          |           |
| 1 227              | 20 537            | 7 184                  | 43                    | 190                          | -        | 4 452     | LUXEMBURG             |           |
| 1 166              | 15 364            | 6 553                  | 4                     | 175                          | -        | 90 715    | DARUNTER:LUX          |           |
| -                  | 596               | -                      | -                     | -                            | -        | 69 175    | FRANKREICH            |           |
| -                  | 3 016             | 98                     | -                     | 4                            | -        | 3 377     | DARUNTER:PAR          |           |
| -                  | -                 | 533                    | -                     | -                            | -        | 9 519     | LYS                   |           |
| 61                 | 1 184             | -                      | 39                    | 11                           | -        | 2 392     | NCE                   |           |
| 11 823             | 45 554            | 20 121                 | 5 920                 | 3 288                        | -        | 2 392     | CLY                   |           |
| -                  | 3 003             | -                      | -                     | -                            | -        | 2 246     | BIA                   |           |
| -                  | 3 629             | -                      | -                     | -                            | -        | 1 977     | *FR                   |           |
| -                  | 621               | -                      | -                     | -                            | -        | 464 601   | SPANIEN               |           |
| -                  | -                 | -                      | -                     | -                            | -        | 17 873    | DARUNTER:MAD          |           |
| -                  | 976               | 634                    | -                     | -                            | -        | 17 903    | BCN                   |           |
| -                  | 1 734             | 563                    | -                     | -                            | -        | 3 329     | GRO                   |           |
| -                  | 2 209             | 884                    | -                     | -                            | -        | 3 696     | VLC                   |           |
| -                  | -                 | 411                    | -                     | -                            | -        | 8 446     | ALC                   |           |
| 6 221              | 14 083            | 10 658                 | 3 827                 | 3 144                        | -        | 9 311     | LEI                   |           |
| 1 531              | 4 940             | 1 434                  | 1 025                 | 73                           | -        | 17 904    | AGP                   |           |
| 583                | 1 689             | 846                    | 59                    | 71                           | -        | 2 948     | SVQ                   |           |
| 1 646              | 4 911             | 1 821                  | 848                   | -                            | -        | 2 251     | *EI                   |           |
| 912                | 3 171             | 1 001                  | 161                   | -                            | -        | 209 364   | PMI                   |           |
| 586                | 2 042             | 1 019                  | -                     | -                            | -        | 46 881    | IBZ                   |           |
| 344                | 1 859             | 646                    | -                     | -                            | -        | 13 816    | MAH                   |           |
| -                  | 687               | 204                    | -                     | -                            | -        | 44 529    | LPA                   |           |
| 722                | 7 163             | 1 748                  | -                     | -                            | -        | 26 368    | TCI                   |           |
| -                  | 2 534             | -                      | -                     | -                            | -        | 20 553    | FUE                   |           |
| -                  | 6                 | -                      | -                     | -                            | -        | 16 684    | ACE                   |           |
| 722                | 3 965             | 1 748                  | -                     | -                            | -        | 2 164     | *E3                   |           |
| -                  | 658               | -                      | -                     | -                            | -        | 47 429    | PORTUGAL              |           |
| -                  | 4 533             | 599                    | -                     | -                            | -        | 12 999    | DARUNTER:LIS          |           |
| -                  | 4 533             | 599                    | -                     | -                            | -        | 4 026     | OPO                   |           |
| 1 307              | 13 301            | 4 875                  | -                     | 670                          | 9        | 26 823    | FAO                   |           |
| 1 307              | 9 669             | 4 652                  | -                     | 666                          | 9        | 3 581     | FNC                   |           |
| -                  | 2 218             | -                      | -                     | -                            | -        | 15 110    | MALTA                 |           |
| -                  | 1 414             | 223                    | -                     | -                            | -        | 15 110    | DARUNTER:MLA          |           |
| 474                | 8 226             | 944                    | -                     | -                            | -        | 78 769    | SCHWEIZ               |           |
| 459                | 8 215             | -                      | -                     | -                            | -        | 59 605    | DARUNTER:ZRH          |           |
| -                  | -                 | -                      | -                     | -                            | -        | 13 896    | GVA                   |           |
| 15                 | -                 | -                      | -                     | -                            | -        | 5 212     | BSL                   |           |
| -                  | 7                 | 563                    | -                     | -                            | -        | 55 428    | OESTERREICH           |           |
| -                  | -                 | -                      | -                     | -                            | -        | 40 809    | DARUNTER:VIE          |           |
| -                  | 3                 | 381                    | -                     | -                            | -        | 1 159     | INN                   |           |
| 267                | 17 675            | 1 806                  | -                     | 9                            | -        | 3 462     | LNZ                   |           |
| -                  | 5 476             | -                      | -                     | -                            | -        | 4 253     | SZG                   |           |
| -                  | 2 799             | -                      | -                     | -                            | -        | 3 847     | GRZ                   |           |
| -                  | 1 560             | 501                    | -                     | -                            | -        | 1 881     | KLU                   |           |
| -                  | -                 | -                      | -                     | -                            | -        | 94 016    | ITALIEN               |           |
| -                  | 530               | -                      | -                     | -                            | -        | 18 550    | DARUNTER:ROM          |           |
| -                  | 1 149             | -                      | -                     | -                            | -        | 27 762    | MIL                   |           |
| -                  | 307               | -                      | -                     | -                            | -        | 9 211     | VCE                   |           |
| 99                 | 1 597             | 101                    | -                     | -                            | -        | 1 236     | VRN                   |           |
| -                  | 941               | 606                    | -                     | -                            | -        | 3 100     | TRN                   |           |
| -                  | 735               | 223                    | -                     | -                            | -        | 1 107     | GOA                   |           |
| 168                | 1 433             | -                      | -                     | -                            | -        | 1 149     | FLR                   |           |
| 5 395              | 57 430            | 6 961                  | 947                   | -                            | -        | 2 227     | BLQ                   |           |
| 653                | 10 605            | 351                    | -                     | -                            | -        | 2 309     | PFA                   |           |
| 394                | 5 442             | 310                    | -                     | -                            | -        | 11 288    | NAP                   |           |
| 647                | 3 739             | 1 168                  | -                     | -                            | -        | 1 261     | SUF                   |           |
| -                  | 1 236             | -                      | -                     | -                            | -        | 2 364     | OLB                   |           |
| -                  | 477               | -                      | -                     | -                            | -        | 8 004     | CTA                   |           |
| -                  | 1 473             | -                      | -                     | -                            | 36       | 226 624   | GRIECHENLAND          |           |
| -                  | 2 610             | -                      | -                     | -                            | -        | 40 101    | DARUNTER:ATH          |           |
| -                  | -                 | -                      | -                     | -                            | -        | 22 703    | SKG                   |           |
| -                  | -                 | -                      | -                     | -                            | 36       | 16 715    | CFU                   |           |
| -                  | -                 | -                      | -                     | -                            | -        | 2 565     | JSI                   |           |
| -                  | -                 | -                      | -                     | -                            | -        | 2 315     | ZTH                   |           |
| -                  | -                 | -                      | -                     | -                            | -        | 2 954     | JMK                   |           |
| -                  | -                 | -                      | -                     | -                            | -        | 7 331     | SNI                   |           |

5 PERSONENVERKEHR  
 5. 2 VERFLECHTUNG IM VERKEHR  
 5. 2. 1 EINSTEIGER

| NACH STRECKENZIPELLAND |                      | VON STRECKEN     |                   |                 |                      |                     |                    |                    |
|------------------------|----------------------|------------------|-------------------|-----------------|----------------------|---------------------|--------------------|--------------------|
| BZW. -----             | FLUGPLATZ            | HAMBURG<br>(HAM) | HANNOVER<br>(HAJ) | BREMEN<br>(BRE) | DUESSELDORF<br>(DUS) | KOELN/BONN<br>(CGN) | FRANKFURT<br>(FRA) | STUTTGART<br>(STR) |
| EINSTEIGER             |                      |                  |                   |                 |                      |                     |                    |                    |
| INSGESAMT              |                      |                  |                   |                 |                      |                     |                    |                    |
|                        | JTR                  | -                | -                 | -               | 569                  | -                   | -                  | 282                |
|                        | RGS                  | 2 208            | 627               | -               | 5 368                | -                   | 1 624              | 1 743              |
|                        | RHO                  | 2 749            | 1 616             | -               | 10 987               | 1 199               | 3 204              | 2 801              |
|                        | CHQ                  | 713              | -                 | -               | 1 875                | -                   | 1 930              | 830                |
|                        | HER                  | 5 235            | 2 837             | 516             | 16 679               | 1 068               | 10 037             | 6 368              |
|                        | KVA                  | -                | -                 | -               | 1 149                | -                   | -                  | -                  |
|                        | MJT                  | -                | -                 | -               | 1 304                | -                   | 440                | -                  |
|                        | *GR                  | 60               | 411               | -               | 2 603                | -                   | 1 054              | 226                |
|                        | TUERKEI              | 14 900           | 11 842            | 1 082           | 41 029               | 6 589               | 43 041             | 23 404             |
|                        | DARUNTER: ANK        | 751              | 1 274             | -               | 3 359                | 704                 | 5 071              | 2 083              |
|                        | IST                  | 3 229            | 2 579             | 251             | 10 192               | 2 885               | 17 048             | 7 323              |
|                        | IZM                  | 2 935            | 2 791             | -               | 7 209                | 610                 | 4 507              | 2 872              |
|                        | DLM                  | 1 383            | 806               | -               | 5 055                | 209                 | 3 260              | 2 702              |
|                        | AYT                  | 6 602            | 4 392             | 831             | 15 214               | 2 181               | 12 706             | 8 424              |
|                        | ZYPERN               | 520              | 349               | -               | 1 934                | -                   | 1 884              | 312                |
|                        | DARUNTER: LCA        | 520              | 349               | -               | 1 816                | -                   | 1 647              | 312                |
|                        | PFO                  | -                | -                 | -               | -                    | -                   | 237                | -                  |
|                        | JUGOSLAWIEN          | 4 595            | 4 611             | -               | 15 041               | 2 357               | 17 483             | 4 698              |
|                        | DARUNTER: BEG        | 469              | 273               | -               | 671                  | -                   | 5 049              | 525                |
|                        | ZAG                  | 554              | 188               | -               | 2 380                | -                   | 3 840              | 798                |
|                        | LJU                  | -                | -                 | -               | -                    | -                   | 3 840              | 798                |
|                        | PUY                  | 252              | 381               | -               | 617                  | 194                 | 408                | 172                |
|                        | SFU                  | 1 505            | 1 658             | -               | 4 207                | 965                 | 3 108              | 1 019              |
|                        | DBV                  | 806              | 714               | -               | 2 897                | 383                 | 2 123              | 665                |
|                        | TIV                  | 757              | 1 145             | -               | 2 315                | 400                 | 2 159              | 1 422              |
|                        | *YU                  | 252              | 252               | -               | 1 954                | 415                 | 7 275              | 97                 |
|                        | UNGARN               | 512              | -                 | -               | 921                  | 846                 | 7 438              | 746                |
|                        | DARUNTER: BUD        | 512              | -                 | -               | 921                  | 846                 | 7 438              | 746                |
|                        | TSCHECHOSLOW.        | 249              | -                 | -               | 405                  | 412                 | 7 302              | -                  |
|                        | DARUNTER: PRG        | 249              | -                 | -               | 405                  | 412                 | 7 302              | -                  |
|                        | RUMAENIEN            | -                | -                 | -               | 561                  | -                   | 3 107              | -                  |
|                        | DARUNTER: BUH        | -                | -                 | -               | 52                   | -                   | 2 297              | -                  |
|                        | CND                  | -                | -                 | -               | 509                  | -                   | 699                | -                  |
|                        | BULGARIEN            | 998              | 1 665             | -               | 3 584                | 696                 | 5 758              | 2 362              |
|                        | DARUNTER: SOF        | -                | -                 | -               | -                    | -                   | 2 268              | -                  |
|                        | VAR                  | 513              | 920               | -               | 1 725                | 335                 | 1 810              | 1 640              |
|                        | BOJ                  | 485              | 745               | -               | 1 859                | 361                 | 1 434              | 722                |
|                        | POLEN                | 987              | -                 | -               | 875                  | 380                 | 6 789              | 131                |
|                        | DARUNTER: WAW        | 444              | -                 | -               | 875                  | 276                 | 6 485              | -                  |
|                        | SOWJETUNION          | 1 549            | 1 053             | -               | 2 619                | 205                 | 13 124             | 307                |
|                        | DARUNTER: MOW        | 412              | 137               | -               | 1 596                | 205                 | 10 164             | -                  |
|                        | LED                  | 656              | -                 | -               | 225                  | -                   | 1 158              | -                  |
|                        | *SU                  | 143              | 310               | -               | 798                  | -                   | 1 427              | -                  |
|                        | E U R O P A          | 159 583          | 74 582            | 17 181          | 400 118              | 60 845              | 581 396            | 137 117            |
|                        | DARUNTER: EG-LAENDER | 110 014          | 52 826            | 14 894          | 305 424              | 41 667              | 379 576            | 92 997             |
|                        | AEGYPTEN             | -                | -                 | -               | 1 296                | 487                 | 7 396              | 578                |
|                        | DARUNTER: CAI        | -                | -                 | -               | 383                  | 150                 | 6 532              | 368                |
|                        | LXR                  | -                | -                 | -               | 913                  | -                   | -                  | -                  |
|                        | HRG                  | -                | -                 | -               | -                    | 337                 | -                  | -                  |
|                        | LIBYEN               | -                | -                 | -               | -                    | -                   | 1 704              | -                  |
|                        | DARUNTER: TIP        | -                | -                 | -               | -                    | -                   | 1 704              | -                  |
|                        | TUNESIEN             | 3 481            | 3 335             | 816             | 11 519               | 1 547               | 14 878             | 7 505              |
|                        | DARUNTER: TUN        | 290              | 57                | -               | 1 468                | 2                   | 3 248              | 496                |
|                        | DJE                  | 800              | 550               | -               | 2 661                | 268                 | 3 116              | 1 744              |
|                        | MIR                  | 2 391            | 2 728             | 816             | 7 390                | 1 277               | 8 514              | 5 265              |
|                        | ALGERIEN             | -                | -                 | -               | -                    | -                   | 1 475              | -                  |
|                        | DARUNTER: ALG        | -                | -                 | -               | -                    | -                   | 1 475              | -                  |
|                        | MAROKKO              | 585              | 433               | -               | 3 456                | -                   | 2 922              | -                  |
|                        | DARUNTER: CAS        | -                | -                 | -               | 73                   | -                   | 1 137              | -                  |
|                        | AGA                  | 585              | 433               | -               | 2 789                | -                   | 1 041              | -                  |
|                        | SENEGAL              | -                | 34                | -               | 92                   | -                   | 466                | -                  |
|                        | GAMBIA               | -                | -                 | -               | 21                   | -                   | 200                | -                  |
|                        | ELFENB. KUESTE       | 2                | -                 | -               | -                    | -                   | -                  | -                  |
|                        | GHANA                | -                | -                 | -               | 532                  | -                   | -                  | -                  |
|                        | NIGERIA              | -                | -                 | -               | -                    | -                   | 2 548              | -                  |
|                        | DARUNTER: LOS        | -                | -                 | -               | -                    | -                   | 2 548              | -                  |
|                        | KAMERUN              | -                | -                 | -               | -                    | -                   | 505                | -                  |
|                        | ZAIRE                | -                | -                 | -               | -                    | -                   | 567                | -                  |
|                        | SUDAN                | -                | -                 | -               | -                    | -                   | 866                | -                  |
|                        | AETHIOPIEN           | -                | -                 | -               | -                    | -                   | 1 538              | -                  |
|                        | DARUNTER: ADD        | -                | -                 | -               | -                    | -                   | 1 538              | -                  |
|                        | SOMALIA              | -                | -                 | -               | -                    | -                   | 74                 | -                  |
|                        | KENIA                | 369              | -                 | -               | 1 023                | -                   | 8 016              | -                  |
|                        | DARUNTER: NBO        | -                | -                 | -               | -                    | -                   | 4 179              | -                  |
|                        | MBA                  | 369              | -                 | -               | 1 023                | -                   | 3 837              | -                  |
|                        | TANSANIA             | -                | -                 | -               | -                    | -                   | 414                | -                  |
|                        | SAMBIA               | -                | -                 | -               | -                    | -                   | 414                | -                  |
|                        | SIMBABWE             | -                | -                 | -               | -                    | -                   | 1 067              | -                  |
|                        | DARUNTER: HRE        | -                | -                 | -               | -                    | -                   | 1 067              | -                  |
|                        | NAMIBIA              | -                | -                 | -               | -                    | -                   | 2 094              | -                  |
|                        | DARUNTER: WDH        | -                | -                 | -               | -                    | -                   | 2 094              | -                  |
|                        | SESCHELLEN           | -                | -                 | -               | -                    | -                   | 576                | -                  |
|                        | MAURITIUS            | -                | -                 | -               | -                    | -                   | 1 141              | -                  |
|                        | DARUNTER: MRU        | -                | -                 | -               | -                    | -                   | 1 141              | -                  |
|                        | SUEDAFRIKA           | -                | -                 | -               | -                    | -                   | 6 977              | -                  |
|                        | DARUNTER: JNB        | -                | -                 | -               | -                    | -                   | 6 977              | -                  |
|                        | A F R I K A          | 4 437            | 3 802             | 816             | 17 939               | 2 034               | 55 838             | 8 083              |
|                        | KANADA               | -                | 485               | -               | 2 175                | -                   | 35 714             | -                  |
|                        | DARUNTER: YUL        | -                | -                 | -               | -                    | -                   | 3 149              | -                  |

AUGUST 1990

MIT GEBIETEN AUSSERHALB DES BUNDESGBIETES

| HERKUNFTSFLUGPLATZ |                   |                        |                       |                               |          |           | NACH STRECKENZIELLAND |                      |
|--------------------|-------------------|------------------------|-----------------------|-------------------------------|----------|-----------|-----------------------|----------------------|
| NUERNBERG<br>(NUE) | MUENCHEN<br>(MUC) | BERLIN (WEST)<br>(BER) | SAARBRUECKEN<br>(SCN) | MUENSTER/<br>OSNABRUECK (FMO) | SONSTIGE | INGESAMT  | BZW. -----            | FLUGPLATZ            |
|                    |                   |                        |                       |                               |          |           |                       | EINSTEIGER           |
|                    |                   |                        |                       |                               |          |           |                       | INGESAMT             |
| -                  | 2 632             | -                      | -                     | -                             | -        | 3 483     |                       | JTR                  |
| -                  | 4 283             | 343                    | -                     | -                             | -        | 16 196    |                       | KGS                  |
| 1 396              | 6 538             | 1 147                  | -                     | -                             | -        | 31 637    |                       | RHO                  |
| -                  | 1 411             | -                      | -                     | -                             | -        | 6 759     |                       | CHQ                  |
| 2 305              | 11 995            | 2 813                  | 947                   | -                             | -        | 60 800    |                       | HER                  |
| -                  | 701               | -                      | -                     | -                             | -        | 1 850     |                       | KVA                  |
| -                  | 1 458             | 272                    | -                     | -                             | -        | 3 474     |                       | MLT                  |
| -                  | 2 830             | 557                    | -                     | -                             | -        | 7 741     |                       | *GR                  |
| 8 289              | 35 114            | 11 254                 | 1 575                 | 528                           | -        | 198 647   |                       | TUERKEI              |
| 82                 | 2 453             | 765                    | -                     | -                             | -        | 16 542    |                       | DARUNTER: ANK        |
| 1 472              | 11 513            | 2 858                  | -                     | -                             | -        | 59 350    |                       | IST                  |
| 309                | 6 090             | 2 146                  | -                     | -                             | -        | 29 469    |                       | IZM                  |
| 501                | 3 436             | 1 967                  | 365                   | -                             | -        | 19 684    |                       | DLM                  |
| 5 925              | 11 622            | 3 216                  | 1 210                 | 528                           | -        | 72 851    |                       | AYT                  |
| -                  | 3 135             | -                      | -                     | -                             | -        | 8 134     |                       | ZYPERN               |
| -                  | 2 080             | -                      | -                     | -                             | -        | 6 724     |                       | DARUNTER: LCA        |
| -                  | 1 055             | -                      | -                     | -                             | -        | 1 292     |                       | PFO                  |
| 944                | 7 377             | 651                    | 781                   | -                             | -        | 58 538    |                       | JUGOSLAWIEN          |
| -                  | 2 067             | -                      | -                     | -                             | -        | 9 054     |                       | DARUNTER: BEG        |
| -                  | 1 007             | -                      | -                     | -                             | -        | 8 767     |                       | ZAG                  |
| -                  | 988               | -                      | -                     | -                             | -        | 1 509     |                       | LJU                  |
| -                  | 126               | -                      | -                     | -                             | -        | 2 150     |                       | PUY                  |
| 390                | 1 356             | 324                    | 550                   | -                             | -        | 15 082    |                       | SPU                  |
| 315                | 750               | 327                    | 231                   | -                             | -        | 9 211     |                       | DBV                  |
| 239                | 938               | -                      | -                     | -                             | -        | 9 375     |                       | TIV                  |
| -                  | 145               | -                      | -                     | -                             | -        | 3 390     |                       | *YU                  |
| -                  | 3 398             | -                      | -                     | -                             | -        | 13 861    |                       | UNGARN               |
| -                  | 3 398             | -                      | -                     | -                             | -        | 13 861    |                       | DARUNTER: BUD        |
| -                  | 277               | -                      | -                     | -                             | -        | 8 645     |                       | TSCHECHOSLOW         |
| -                  | 277               | -                      | -                     | -                             | -        | 8 645     |                       | DARUNTER: PRG        |
| -                  | -                 | -                      | -                     | -                             | -        | 3 668     |                       | RUMAENIEN            |
| -                  | -                 | -                      | -                     | -                             | -        | 2 349     |                       | DARUNTER: BUH        |
| -                  | -                 | -                      | -                     | -                             | -        | 1 208     |                       | CND                  |
| 631                | 1 578             | -                      | -                     | -                             | -        | 17 272    |                       | BULGARIEN            |
| -                  | 756               | -                      | -                     | -                             | -        | 3 024     |                       | DARUNTER: SOF        |
| 326                | 416               | -                      | -                     | -                             | -        | 7 685     |                       | VAR                  |
| 305                | 406               | -                      | -                     | -                             | -        | 6 317     |                       | BOJ                  |
| 50                 | -                 | -                      | -                     | -                             | -        | 9 212     |                       | POLEN                |
| -                  | 903               | -                      | -                     | -                             | -        | 8 080     |                       | DARUNTER: WAW        |
| -                  | 674               | -                      | -                     | -                             | -        | 19 760    |                       | SOWJETUNION          |
| -                  | 229               | -                      | -                     | -                             | -        | 13 188    |                       | DARUNTER: MOW        |
| -                  | -                 | -                      | -                     | -                             | -        | 2 268     |                       | LED                  |
| -                  | -                 | -                      | -                     | -                             | -        | 2 678     |                       | *SU                  |
| 35 057             | 306 405           | 75 987                 | 9 266                 | 5 111                         | 91       | 1 862 739 |                       | E U R O P A          |
| 23 355             | 223 440           | 56 843                 | 6 910                 | 3 893                         | 36       | 1 311 875 |                       | DARUNTER: EG-LAENDER |
| -                  | 5 208             | -                      | -                     | -                             | -        | 14 965    |                       | AEGYPTEN             |
| -                  | 2 818             | -                      | -                     | -                             | -        | 10 251    |                       | DARUNTER: CAI        |
| -                  | 1 132             | -                      | -                     | -                             | -        | 2 045     |                       | LXR                  |
| -                  | 1 049             | -                      | -                     | -                             | -        | 1 386     |                       | HRG                  |
| -                  | -                 | -                      | -                     | -                             | -        | 1 704     |                       | LIBYEN               |
| -                  | -                 | -                      | -                     | -                             | -        | 1 704     |                       | DARUNTER: TIP        |
| 2 363              | 10 221            | 2 280                  | 1 260                 | 583                           | -        | 59 788    |                       | TUNESIEN             |
| -                  | 1 076             | -                      | -                     | -                             | -        | 6 637     |                       | DARUNTER: TUN        |
| 570                | 3 004             | 563                    | -                     | -                             | -        | 13 276    |                       | DJE                  |
| 1 793              | 5 988             | 1 717                  | 1 260                 | 583                           | -        | 39 722    |                       | MIR                  |
| -                  | -                 | -                      | -                     | -                             | -        | 1 475     |                       | ALGERIEN             |
| -                  | -                 | -                      | -                     | -                             | -        | 1 475     |                       | DARUNTER: ALG        |
| -                  | 2 521             | 337                    | -                     | -                             | -        | 10 254    |                       | MAROKKO              |
| -                  | 124               | -                      | -                     | -                             | -        | 1 334     |                       | DARUNTER: CAS        |
| -                  | 2 179             | 337                    | -                     | -                             | -        | 7 364     |                       | AGA                  |
| -                  | -                 | -                      | -                     | -                             | -        | 592       |                       | SENEGAL              |
| -                  | -                 | -                      | -                     | -                             | -        | 221       |                       | GAMBIA               |
| -                  | -                 | -                      | -                     | -                             | -        | 2         |                       | ELFENB. KUESTE       |
| -                  | -                 | -                      | -                     | -                             | -        | 532       |                       | GHANA                |
| -                  | -                 | -                      | -                     | -                             | -        | 2 548     |                       | NIGERIA              |
| -                  | -                 | -                      | -                     | -                             | -        | 2 548     |                       | DARUNTER: LOS        |
| -                  | -                 | -                      | -                     | -                             | -        | 505       |                       | KAMERUN              |
| -                  | -                 | -                      | -                     | -                             | -        | 567       |                       | ZAIRE                |
| -                  | -                 | -                      | -                     | -                             | -        | 866       |                       | SUDAN                |
| -                  | -                 | -                      | -                     | -                             | -        | 1 538     |                       | AETHIOPIEN           |
| -                  | -                 | -                      | -                     | -                             | -        | 1 538     |                       | DARUNTER: ADD        |
| -                  | -                 | -                      | -                     | -                             | -        | 74        |                       | SOMALIA              |
| -                  | 3 800             | -                      | -                     | -                             | -        | 13 208    |                       | KENIA                |
| -                  | -                 | -                      | -                     | -                             | -        | 4 179     |                       | DARUNTER: NBO        |
| -                  | 3 800             | -                      | -                     | -                             | -        | 9 029     |                       | MBA                  |
| -                  | -                 | -                      | -                     | -                             | -        | 414       |                       | TANSANIA             |
| -                  | -                 | -                      | -                     | -                             | -        | 414       |                       | SAMBIA               |
| -                  | -                 | -                      | -                     | -                             | -        | 1 067     |                       | SIMBABWE             |
| -                  | -                 | -                      | -                     | -                             | -        | 1 067     |                       | DARUNTER: HRE        |
| -                  | -                 | -                      | -                     | -                             | -        | 2 094     |                       | NAMIBIA              |
| -                  | -                 | -                      | -                     | -                             | -        | 2 094     |                       | DARUNTER: WDH        |
| -                  | -                 | -                      | -                     | -                             | -        | 576       |                       | SESCHELLEN           |
| -                  | 407               | -                      | -                     | -                             | -        | 1 548     |                       | MAURITIUS            |
| -                  | 407               | -                      | -                     | -                             | -        | 1 548     |                       | DARUNTER: MRU        |
| -                  | -                 | -                      | -                     | -                             | -        | 6 977     |                       | SUEDAFRIKA           |
| -                  | -                 | -                      | -                     | -                             | -        | 6 977     |                       | DARUNTER: JNB        |
| 2 363              | 22 157            | 2 617                  | 1 260                 | 583                           | -        | 121 929   |                       | A F R I K A          |
| -                  | 4 560             | -                      | -                     | -                             | -        | 42 934    |                       | KANADA               |
| -                  | -                 | -                      | -                     | -                             | -        | 3 149     |                       | DARUNTER: YUL        |

5 PERSONENVERKEHR  
 -----  
 5. 2 VERFLECHTUNG IM VERKEHR  
 -----  
 5. 2. 1 EINSTEIGER  
 -----

| NACH STRECKENZIELLAND |              | VON STRECKEN     |                   |                 |                      |                     |                    |                    |
|-----------------------|--------------|------------------|-------------------|-----------------|----------------------|---------------------|--------------------|--------------------|
| BZW. -----            | FLUGPLATZ    | HAMBURG<br>(HAM) | HANNOVER<br>(HAJ) | BREMEN<br>(BRE) | DUESSELDORF<br>(DUS) | KOELN/BONN<br>(CGN) | FRANKFURT<br>(FRA) | STUTTGART<br>(STR) |
| EINSTEIGER            |              |                  |                   |                 |                      |                     |                    |                    |
| -----                 |              |                  |                   |                 |                      |                     |                    |                    |
| INSGESAMT             |              |                  |                   |                 |                      |                     |                    |                    |
|                       | YYZ          | -                | 485               | -               | 2 080                | -                   | 18 771             | -                  |
|                       | YEG          | -                | -                 | -               | -                    | -                   | 1 190              | -                  |
|                       | YVR          | -                | -                 | -               | 95                   | -                   | 8 947              | -                  |
|                       | YYC          | -                | -                 | -               | -                    | -                   | 3 133              | -                  |
| USA                   |              | 9 188            | 416               | -               | 24 005               | 3 057               | 237 539            | 5 460              |
|                       | DARUNTER:NYC | 7 207            | 416               | -               | 6 029                | 1 411               | 58 683             | 2 595              |
|                       | CHI          | -                | -                 | -               | 6 469                | -                   | 21 412             | -                  |
|                       | BOS          | -                | -                 | -               | -                    | -                   | 13 378             | -                  |
|                       | PHL          | -                | -                 | -               | -                    | -                   | 6 867              | -                  |
|                       | BWI          | -                | -                 | -               | -                    | -                   | 2 766              | -                  |
|                       | DCA          | -                | -                 | -               | -                    | 1 646               | 21 629             | -                  |
|                       | DET          | -                | -                 | -               | -                    | -                   | 11 872             | -                  |
|                       | PIT          | -                | -                 | -               | -                    | -                   | 5 476              | -                  |
|                       | CVG          | -                | -                 | -               | -                    | -                   | 5 858              | -                  |
|                       | CLE          | -                | -                 | -               | -                    | -                   | 1 253              | -                  |
|                       | ATL          | 1 597            | -                 | -               | -                    | -                   | 12 670             | 2 816              |
|                       | CLT          | -                | -                 | -               | -                    | -                   | 1 404              | -                  |
|                       | MIA          | 384              | -                 | -               | 4 189                | -                   | 10 182             | -                  |
|                       | CHS          | -                | -                 | -               | -                    | -                   | 3 117              | -                  |
|                       | SJU          | -                | -                 | -               | -                    | -                   | 1 255              | -                  |
|                       | ORL          | -                | -                 | -               | -                    | -                   | 3 373              | -                  |
|                       | MSP          | -                | -                 | -               | -                    | -                   | 4 090              | -                  |
|                       | STL          | -                | -                 | -               | -                    | -                   | 1 343              | 49                 |
|                       | DAL          | -                | -                 | -               | -                    | -                   | 15 524             | -                  |
|                       | HOU          | -                | -                 | -               | -                    | -                   | 2 845              | -                  |
|                       | SFO          | -                | -                 | -               | 2 333                | -                   | 12 859             | -                  |
|                       | LAX          | -                | -                 | -               | 4 981                | -                   | 16 426             | -                  |
|                       | DEN          | -                | -                 | -               | -                    | -                   | 1 014              | -                  |
| MEKIKO                |              | -                | -                 | -               | 469                  | -                   | 4 880              | -                  |
|                       | DARUNTER:MEX | -                | -                 | -               | -                    | -                   | 4 585              | -                  |
| KUBA                  |              | -                | -                 | -               | 596                  | 1 167               | 678                | -                  |
|                       | DARUNTER:HAV | -                | -                 | -               | 596                  | 753                 | 678                | -                  |
| JAMAICA               |              | -                | -                 | -               | 578                  | -                   | -                  | -                  |
| DOMINIK.REP           |              | 261              | -                 | -               | 2 342                | -                   | 3 248              | -                  |
|                       | DARUNTER:SDQ | -                | -                 | -               | 224                  | -                   | 1 006              | -                  |
|                       | POP          | 119              | -                 | -               | 1 680                | -                   | 1 813              | -                  |
|                       | *DO          | 142              | -                 | -               | 438                  | -                   | 429                | -                  |
| ANTIGUA-BARB.         |              | -                | -                 | -               | -                    | -                   | 582                | -                  |
| BARBADOS              |              | -                | -                 | -               | -                    | -                   | 671                | -                  |
| TRINID.U.TOB.         |              | -                | -                 | -               | -                    | -                   | 94                 | -                  |
| ST.LUCIA              |              | -                | -                 | -               | -                    | -                   | 446                | -                  |
| SONST.WESTIN.         |              | -                | -                 | -               | -                    | -                   | 204                | -                  |
| KOLUMBIEN             |              | -                | -                 | -               | -                    | -                   | 2 528              | -                  |
|                       | DARUNTER:BOG | -                | -                 | -               | -                    | -                   | 2 322              | -                  |
| VENEZUELA             |              | -                | -                 | -               | 298                  | -                   | 2 616              | -                  |
|                       | DARUNTER:CCS | -                | -                 | -               | -                    | -                   | 2 311              | -                  |
| BRASILIEN             |              | -                | -                 | -               | -                    | -                   | 8 784              | -                  |
|                       | DARUNTER:RIO | -                | -                 | -               | -                    | -                   | 4 743              | -                  |
|                       | SAO          | -                | -                 | -               | -                    | -                   | 3 641              | -                  |
| ECUADOR               |              | -                | -                 | -               | -                    | -                   | 681                | -                  |
| PERU                  |              | -                | -                 | -               | -                    | -                   | 1 482              | -                  |
|                       | DARUNTER:LIM | -                | -                 | -               | -                    | -                   | 1 482              | -                  |
| PARAGUAY              |              | -                | -                 | -               | -                    | -                   | 1 483              | -                  |
| URUGUAY               |              | -                | -                 | -               | -                    | -                   | 127                | -                  |
| ARGENTINIEN           |              | -                | -                 | -               | -                    | -                   | 2 032              | -                  |
|                       | DARUNTER:BUE | -                | -                 | -               | -                    | -                   | 2 032              | -                  |
| CHILE                 |              | -                | -                 | -               | -                    | -                   | 739                | -                  |
| A M E R I K A         |              | 9 449            | 901               | -               | 30 463               | 4 224               | 303 528            | 5 460              |
| LIBANON               |              | -                | -                 | -               | -                    | -                   | 692                | -                  |
| ISRAEL                |              | -                | -                 | -               | -                    | 1 031               | 11 733             | 675                |
|                       | DARUNTER:TLV | -                | -                 | -               | -                    | 1 031               | 11 733             | 675                |
| JORDANIEN             |              | -                | -                 | -               | -                    | -                   | 3 291              | -                  |
|                       | DARUNTER:AMM | -                | -                 | -               | -                    | -                   | 3 279              | -                  |
| SYRIEN                |              | -                | -                 | -               | -                    | -                   | 2 197              | -                  |
|                       | DARUNTER:DAM | -                | -                 | -               | -                    | -                   | 1 851              | -                  |
| IRAN                  |              | -                | -                 | -               | -                    | -                   | 9 528              | -                  |
|                       | DARUNTER:THR | -                | -                 | -               | -                    | -                   | 9 528              | -                  |
| BAHRAIN               |              | -                | -                 | -               | -                    | -                   | 1 344              | -                  |
|                       | DARUNTER:BAH | -                | -                 | -               | -                    | -                   | 1 344              | -                  |
| KATAR                 |              | -                | -                 | -               | -                    | -                   | 530                | -                  |
| SAUDI-ARAB.           |              | -                | -                 | -               | -                    | -                   | 4 365              | -                  |
|                       | DARUNTER:JED | -                | -                 | -               | -                    | -                   | 1 470              | -                  |
|                       | RUH          | -                | -                 | -               | -                    | -                   | 2 895              | -                  |
| JEM.ARAB.REP.         |              | -                | -                 | -               | -                    | -                   | 967                | -                  |
| OMAN                  |              | -                | -                 | -               | -                    | -                   | 200                | -                  |
| V.A.EMIRATE           |              | 173              | -                 | -               | -                    | -                   | 4 049              | -                  |
|                       | DARUNTER:DXB | -                | -                 | -               | -                    | -                   | 2 804              | -                  |
|                       | AUH          | 173              | -                 | -               | -                    | -                   | 1 245              | -                  |
| PAKISTAN              |              | -                | -                 | -               | -                    | -                   | 3 778              | -                  |
|                       | DARUNTER:KHI | -                | -                 | -               | -                    | -                   | 3 297              | -                  |
| BANGLADESCH           |              | -                | -                 | -               | -                    | -                   | 361                | -                  |
| INDIEN                |              | -                | -                 | -               | -                    | -                   | 15 058             | -                  |
|                       | DARUNTER:DEL | -                | -                 | -               | -                    | -                   | 9 167              | -                  |
|                       | BOM          | -                | -                 | -               | -                    | -                   | 5 891              | -                  |
| NEPAL                 |              | -                | -                 | -               | -                    | -                   | 1 050              | -                  |
|                       | DARUNTER:KTM | -                | -                 | -               | -                    | -                   | 1 050              | -                  |
| SRI LANKA             |              | -                | -                 | -               | 503                  | -                   | 1 542              | -                  |
|                       | DARUNTER:CMB | -                | -                 | -               | 503                  | -                   | 1 542              | -                  |
| MALEDIVEN             |              | 121              | -                 | -               | 147                  | -                   | 1 197              | -                  |
|                       | DARUNTER:MLE | 121              | -                 | -               | 147                  | -                   | 1 197              | -                  |
| THAILAND              |              | -                | -                 | -               | 995                  | -                   | 11 814             | -                  |
|                       | DARUNTER:BKK | -                | -                 | -               | 962                  | -                   | 11 680             | -                  |

AUGUST 1990

MIT GEBIETEN AUSSERHALB DES BUNDESGBIETES

| HERKUNFTSFLUGPLATZ |                   |                        |                       |                              |          | NACH STRECKENZIELLAND |                      |
|--------------------|-------------------|------------------------|-----------------------|------------------------------|----------|-----------------------|----------------------|
| NUERNBERG<br>(NUE) | MUENCHEN<br>(MUC) | BERLIN (WEST)<br>(BER) | SAARBRUECKEN<br>(SCN) | MUENSTER/<br>OENABRUECK(FMO) | SONSTIGE | INSGESAMT             | BZW. ----- FLUGPLATZ |
| -                  | 4 560             | -                      | -                     | -                            | -        | 25 896                | EINSTEIGER           |
| -                  | -                 | -                      | -                     | -                            | -        | 1 190                 | YEG                  |
| -                  | -                 | -                      | -                     | -                            | -        | 9 042                 | YVR                  |
| -                  | -                 | -                      | -                     | -                            | -        | 3 133                 | YYC                  |
| -                  | 26 094            | 3 877                  | -                     | -                            | -        | 309 836               | USA                  |
| -                  | 10 409            | 3 187                  | -                     | -                            | -        | 89 937                | DARUNTER:NYC         |
| -                  | 7 136             | -                      | -                     | -                            | -        | 35 017                | CHI                  |
| -                  | 361               | -                      | -                     | -                            | -        | 13 739                | BOS                  |
| -                  | -                 | -                      | -                     | -                            | -        | 6 867                 | PHL                  |
| -                  | -                 | -                      | -                     | -                            | -        | 2 766                 | BWI                  |
| -                  | -                 | -                      | -                     | -                            | -        | 23 275                | DCA                  |
| -                  | -                 | -                      | -                     | -                            | -        | 11 872                | DET                  |
| -                  | -                 | -                      | -                     | -                            | -        | 5 476                 | PIT                  |
| -                  | -                 | -                      | -                     | -                            | -        | 5 858                 | CVG                  |
| -                  | 5 885             | -                      | -                     | -                            | -        | 1 253                 | CLE                  |
| -                  | -                 | -                      | -                     | -                            | -        | 22 968                | ATL                  |
| -                  | 799               | -                      | -                     | -                            | -        | 1 404                 | CLT                  |
| -                  | -                 | -                      | -                     | -                            | -        | 15 554                | MIA                  |
| -                  | -                 | -                      | -                     | -                            | -        | 3 117                 | CHS                  |
| -                  | -                 | -                      | -                     | -                            | -        | 1 255                 | SJU                  |
| -                  | -                 | -                      | -                     | -                            | -        | 3 373                 | ORL                  |
| -                  | -                 | -                      | -                     | -                            | -        | 4 090                 | MSP                  |
| -                  | -                 | -                      | -                     | -                            | -        | 1 392                 | STL                  |
| -                  | -                 | -                      | -                     | -                            | -        | 15 524                | DAL                  |
| -                  | -                 | -                      | -                     | -                            | -        | 2 845                 | HOU                  |
| -                  | 224               | -                      | -                     | -                            | -        | 15 416                | SFO                  |
| -                  | 1 280             | 335                    | -                     | -                            | -        | 23 022                | LAX                  |
| -                  | -                 | -                      | -                     | -                            | -        | 1 014                 | DEN                  |
| -                  | 76                | -                      | -                     | -                            | -        | 5 425                 | MEXIKO               |
| -                  | -                 | -                      | -                     | -                            | -        | 4 585                 | DARUNTER:MEX         |
| -                  | 394               | -                      | -                     | -                            | -        | 2 835                 | KUBA                 |
| -                  | 394               | -                      | -                     | -                            | -        | 2 421                 | DARUNTER:HAV         |
| -                  | -                 | -                      | -                     | -                            | -        | 578                   | JAMAICA              |
| -                  | 223               | -                      | -                     | -                            | -        | 6 074                 | DOMINIK.REP          |
| -                  | -                 | -                      | -                     | -                            | -        | 1 230                 | DARUNTER:SDO         |
| -                  | 223               | -                      | -                     | -                            | -        | 3 835                 | POP                  |
| -                  | -                 | -                      | -                     | -                            | -        | 1 009                 | *DO                  |
| -                  | -                 | -                      | -                     | -                            | -        | 582                   | ANTIGUA-BARB.        |
| -                  | -                 | -                      | -                     | -                            | -        | 671                   | BARBADOS             |
| -                  | -                 | -                      | -                     | -                            | -        | 94                    | TRINID.U.TOB.        |
| -                  | -                 | -                      | -                     | -                            | -        | 446                   | ST.LUCIA             |
| -                  | -                 | -                      | -                     | -                            | -        | 204                   | SONST.WESTIN.        |
| -                  | -                 | -                      | -                     | -                            | -        | 2 528                 | KOLUMBIEN            |
| -                  | -                 | -                      | -                     | -                            | -        | 2 322                 | DARUNTER:BOG         |
| -                  | 31                | -                      | -                     | -                            | -        | 2 945                 | VENEZUELA            |
| -                  | -                 | -                      | -                     | -                            | -        | 2 311                 | DARUNTER:CCS         |
| -                  | 982               | -                      | -                     | -                            | -        | 9 766                 | BRASILLEN            |
| -                  | -                 | -                      | -                     | -                            | -        | 4 743                 | DARUNTER:RIO         |
| -                  | -                 | -                      | -                     | -                            | -        | 3 641                 | SAO                  |
| -                  | -                 | -                      | -                     | -                            | -        | 681                   | ECUADOR              |
| -                  | -                 | -                      | -                     | -                            | -        | 1 482                 | PERU                 |
| -                  | -                 | -                      | -                     | -                            | -        | 1 482                 | DARUNTER:LIM         |
| -                  | -                 | -                      | -                     | -                            | -        | 483                   | PARAGUAY             |
| -                  | -                 | -                      | -                     | -                            | -        | 1 27                  | URUGUAY              |
| -                  | -                 | -                      | -                     | -                            | -        | 2 032                 | ARGENTINIEN          |
| -                  | -                 | -                      | -                     | -                            | -        | 2 032                 | DARUNTER:BUE         |
| -                  | -                 | -                      | -                     | -                            | -        | 739                   | CHILE                |
| -                  | 32 360            | 3 877                  | -                     | -                            | -        | 390 262               | A M E R I K A        |
| -                  | -                 | -                      | -                     | -                            | -        | 692                   | LIBANON              |
| -                  | 8 890             | -                      | -                     | -                            | -        | 22 329                | ISRAEL               |
| -                  | 8 890             | -                      | -                     | -                            | -        | 22 329                | DARUNTER:TLV         |
| -                  | -                 | -                      | -                     | -                            | -        | 3 291                 | JORDANIEN            |
| -                  | -                 | -                      | -                     | -                            | -        | 3 279                 | DARUNTER:AMM         |
| -                  | 695               | -                      | -                     | -                            | -        | 2 892                 | SYRIEN               |
| -                  | 695               | -                      | -                     | -                            | -        | 2 546                 | DARUNTER:DAM         |
| -                  | -                 | -                      | -                     | -                            | -        | 9 528                 | IRAN                 |
| -                  | -                 | -                      | -                     | -                            | -        | 9 528                 | DARUNTER:THR         |
| -                  | -                 | -                      | -                     | -                            | -        | 1 344                 | BAHRAIN              |
| -                  | -                 | -                      | -                     | -                            | -        | 1 344                 | DARUNTER:BAH         |
| -                  | -                 | -                      | -                     | -                            | -        | 530                   | KATAR                |
| -                  | 29                | -                      | -                     | -                            | -        | 4 394                 | SAUDI-ARAB           |
| -                  | 29                | -                      | -                     | -                            | -        | 1 499                 | DARUNTER:JED         |
| -                  | -                 | -                      | -                     | -                            | -        | 2 895                 | RUH                  |
| -                  | -                 | -                      | -                     | -                            | -        | 967                   | JEM.ARAB.REP.        |
| -                  | -                 | -                      | -                     | -                            | -        | 200                   | OMAN                 |
| -                  | 1                 | -                      | -                     | -                            | -        | 4 223                 | V.A.EMIRATE          |
| -                  | -                 | -                      | -                     | -                            | -        | 2 804                 | DARUNTER:DXB         |
| -                  | -                 | -                      | -                     | -                            | -        | 1 418                 | AUH                  |
| -                  | -                 | -                      | -                     | -                            | -        | 3 778                 | PAKISTAN             |
| -                  | -                 | -                      | -                     | -                            | -        | 3 297                 | DARUNTER:KHI         |
| -                  | -                 | -                      | -                     | -                            | -        | 361                   | BANGLADESCH          |
| -                  | -                 | -                      | -                     | -                            | -        | 15 058                | INDIEN               |
| -                  | -                 | -                      | -                     | -                            | -        | 9 167                 | DARUNTER:DEL         |
| -                  | -                 | -                      | -                     | -                            | -        | 5 891                 | BOM                  |
| -                  | -                 | -                      | -                     | -                            | -        | 1 050                 | NEPAL                |
| -                  | -                 | -                      | -                     | -                            | -        | 1 050                 | DARUNTER:KTM         |
| -                  | 1 785             | -                      | -                     | -                            | -        | 3 830                 | SRI LANKA            |
| -                  | 1 785             | -                      | -                     | -                            | -        | 3 830                 | DARUNTER:CMB         |
| -                  | 1 118             | -                      | -                     | -                            | -        | 2 583                 | MALEDIVEN            |
| -                  | 1 118             | -                      | -                     | -                            | -        | 2 583                 | DARUNTER:MLE         |
| -                  | 1 232             | -                      | -                     | -                            | -        | 14 041                | THAILAND             |
| -                  | 1 150             | -                      | -                     | -                            | -        | 13 792                | DARUNTER:BKK         |



5 PERSONENVERKEHR  
 5. 2 VERFLECHTUNG IM VERKEHR  
 5. 2. 1 EINSTEIGER

| NACH STRECKENZIELLAND  |                  | VON STRECKEN      |                 |                      |                     |                    |                    |
|------------------------|------------------|-------------------|-----------------|----------------------|---------------------|--------------------|--------------------|
| BZW. ----- FLUGPLATZ   | HAMBURG<br>(HAM) | HANNOVER<br>(HAJ) | BREMEN<br>(BRE) | DUESSELDORF<br>(DUS) | KOELN/BONN<br>(CGN) | FRANKFURT<br>(FRA) | STUTTGART<br>(STR) |
| EINSTEIGER             |                  |                   |                 |                      |                     |                    |                    |
| INSGESAMT              |                  |                   |                 |                      |                     |                    |                    |
| MALAYSIA .....         | -                | -                 | -               | -                    | -                   | 1 617              | -                  |
| DARUNTER: KUL .....    | -                | -                 | -               | -                    | -                   | 1 617              | -                  |
| SINGAPUR .....         | -                | -                 | -               | -                    | -                   | 9 248              | -                  |
| DARUNTER: SIN .....    | -                | -                 | -               | -                    | -                   | 9 248              | -                  |
| BRUNEI .....           | -                | -                 | -               | -                    | -                   | 1 80               | -                  |
| INDONESIEN .....       | -                | -                 | -               | -                    | -                   | 4 209              | -                  |
| DARUNTER: JKT .....    | -                | -                 | -               | -                    | -                   | 3 001              | -                  |
| DPS .....              | -                | -                 | -               | -                    | -                   | 1 208              | -                  |
| PHILIPPINEN .....      | -                | -                 | -               | -                    | -                   | 3 151              | -                  |
| DARUNTER: MNL .....    | -                | -                 | -               | -                    | -                   | 3 151              | -                  |
| HONGKONG (BRIT) .....  | -                | -                 | -               | -                    | -                   | 13 155             | -                  |
| DARUNTER: HKG .....    | -                | -                 | -               | -                    | -                   | 13 155             | -                  |
| JAPAN .....            | -                | -                 | -               | 650                  | -                   | 22 011             | -                  |
| DARUNTER: TYO .....    | -                | -                 | -               | 643                  | -                   | 19 480             | -                  |
| OSA .....              | -                | -                 | -               | 7                    | -                   | 2 531              | -                  |
| KOREA REP. ....        | -                | -                 | -               | -                    | -                   | 5 330              | -                  |
| DARUNTER: SEL .....    | -                | -                 | -               | -                    | -                   | 5 330              | -                  |
| CHINA .....            | -                | -                 | -               | -                    | -                   | 3 669              | -                  |
| DARUNTER: PEK .....    | -                | -                 | -               | -                    | -                   | 3 669              | -                  |
| A S I E N .....        | 294              | -                 | -               | 2 295                | 1 031               | 136 266            | 675                |
| AUSTRALIEN .....       | -                | -                 | -               | -                    | -                   | 5 484              | -                  |
| DARUNTER: SYD .....    | -                | -                 | -               | -                    | -                   | 4 305              | -                  |
| MEB .....              | -                | -                 | -               | -                    | -                   | 1 179              | -                  |
| NEUSEEELAND .....      | -                | -                 | -               | -                    | -                   | 273                | -                  |
| AUSTRALIEN/OZEANIEN... | -                | -                 | -               | -                    | -                   | 5 757              | -                  |
| I N S G E S A M T ..   | 173 763          | 79 285            | 17 997          | 450 815              | 68 134              | 1 082.785          | 151 335            |

AUGUST 1990

MIT GEBIETEN AUSSERHALB DES BUNDESGBIETES

| HERKUNFTSFLUGPLATZ |                   |                        |                       |                              |          |           | NACH STRECKENZIELLAND |                     |
|--------------------|-------------------|------------------------|-----------------------|------------------------------|----------|-----------|-----------------------|---------------------|
| NUERNBERG<br>(NUE) | MUENCHEN<br>(MUC) | BERLIN (WEST)<br>(BER) | SAARBRUECKEN<br>(SCN) | MUENSTER/<br>OSNABRUECK(FMO) | SONSTIGE | INSGESAMT | BZW. -----            | FLUGPLATZ           |
| -                  | -                 | -                      | -                     | -                            | -        | 1 617     |                       | EINSTEIGER          |
| -                  | -                 | -                      | -                     | -                            | -        | 1 617     |                       | INSGESAMT           |
| -                  | -                 | -                      | -                     | -                            | -        | 9 248     |                       | MALAYSIA            |
| -                  | -                 | -                      | -                     | -                            | -        | 9 248     |                       | DARUNTER: KUL       |
| -                  | -                 | -                      | -                     | -                            | -        | 9 248     |                       | SINGAPUR            |
| -                  | -                 | -                      | -                     | -                            | -        | 180       |                       | DARUNTER: SIN       |
| -                  | -                 | -                      | -                     | -                            | -        | 4 209     |                       | BRUNEI              |
| -                  | -                 | -                      | -                     | -                            | -        | 3 001     |                       | INDONESIEN          |
| -                  | -                 | -                      | -                     | -                            | -        | 1 208     |                       | DARUNTER: JKT       |
| -                  | -                 | -                      | -                     | -                            | -        | 3 151     |                       | DPS                 |
| -                  | -                 | -                      | -                     | -                            | -        | 3 151     |                       | PHILIPPINEN         |
| -                  | -                 | -                      | -                     | -                            | -        | 13 155    |                       | DARUNTER: MNL       |
| -                  | -                 | -                      | -                     | -                            | -        | 13 155    |                       | HONGKONG (BRIT)     |
| -                  | -                 | -                      | -                     | -                            | -        | 22 661    |                       | DARUNTER: HKG       |
| -                  | -                 | -                      | -                     | -                            | -        | 20 123    |                       | JAPAN               |
| -                  | -                 | -                      | -                     | -                            | -        | 2 538     |                       | DARUNTER: TYO       |
| -                  | -                 | -                      | -                     | -                            | -        | 5 330     |                       | OSA                 |
| -                  | -                 | -                      | -                     | -                            | -        | 5 330     |                       | KOREA REP.          |
| -                  | -                 | -                      | -                     | -                            | -        | 3 669     |                       | DARUNTER: SEL       |
| -                  | -                 | -                      | -                     | -                            | -        | 3 669     |                       | CHINA               |
| -                  | -                 | -                      | -                     | -                            | -        | 3 669     |                       | DARUNTER: PEK       |
| -                  | 13 750            | -                      | -                     | -                            | -        | 154 311   |                       | A S I E N           |
| -                  | -                 | -                      | -                     | -                            | -        | 5 484     |                       | AUSTRALIEN          |
| -                  | -                 | -                      | -                     | -                            | -        | 4 305     |                       | DARUNTER: SYD       |
| -                  | -                 | -                      | -                     | -                            | -        | 1 179     |                       | MEB                 |
| -                  | -                 | -                      | -                     | -                            | -        | 273       |                       | NEUSEELAND          |
| -                  | -                 | -                      | -                     | -                            | -        | 5 757     |                       | AUSTRALIEN/OZEANIEN |
| 37 420             | 374 672           | 82 481                 | 10 526                | 5 694                        | 91       | 2 534 998 |                       | I N S G E S A M T   |

5 PERSONENVERKEHR  
5. 2 VERFLECHTUNG IM VERKEHR  
5. 2. 2 AUSSTEIGER

| VON STRECKENHERKUNFTS-<br>LAND BZW. --- FLUGPLATZ | NACH STRECKEN    |                   |                 |                      |                     |                    |                    |
|---|------------------|-------------------|-----------------|----------------------|---------------------|--------------------|--------------------|
|   | HAMBURG<br>(HAM) | HANNOVER<br>(HAJ) | BREMEN<br>(BRE) | DUESSELDORF<br>(DUS) | KOELN/BONN<br>(CGN) | FRANKFURT<br>(FRA) | STUTTGART<br>(STR) |
| AUSSTEIGER  |                  |                   |                 |                      |                     |                    |                    |
| INSGESAMT   |                  |                   |                 |                      |                     |                    |                    |
| DDR U.BER(O) .....                                | 2 143            | 4                 | 26              | 1 409                | 1 496               | 2 512              | 1 486              |
| DARUNTER:LEJ .....                                | 643              | -                 | -               | 1 360                | -                   | 1 618              | 498                |
| DRS .....   | 1 500            | 4                 | -               | 4                    | 1 421               | 894                | 984                |
| FINNLAND .....                                    | 6 237            | -                 | -               | 984                  | -                   | 10 280             | 784                |
| DARUNTER:HEL .....                                | 6 237            | -                 | -               | 984                  | -                   | 10 254             | 784                |
| SCHWEDEN .....                                    | 5 066            | 75                | -               | 3 352                | 29                  | 10 262             | 537                |
| DARUNTER:STO .....                                | 3 884            | 75                | -               | 2 920                | -                   | 8 094              | 483                |
| GOT .....   | 972              | -                 | -               | 371                  | -                   | 2 106              | 52                 |
| NORWEGEN .....                                    | 3 420            | 124               | 21              | 1 931                | 302                 | 4 084              | 2                  |
| DARUNTER:OSL .....                                | 2 683            | -                 | 20              | 1 860                | 302                 | 3 755              | -                  |
| DAENEMARK .....                                   | 7 091            | 1 357             | 167             | 6 108                | 257                 | 12 092             | 1 835              |
| DARUNTER:CPH .....                                | 6 706            | 1 357             | 167             | 5 900                | 168                 | 12 092             | 1 835              |
| GR BRITANNIEN .....                               | 28 313           | 13 202            | 4 999           | 44 846               | 11 834              | 86 583             | 12 077             |
| DARUNTER:LON .....                                | 24 689           | 10 029            | 4 997           | 29 490               | 10 615              | 73 110             | 11 004             |
| BHX .....   | 981              | 1 332             | -               | 5 287                | 1 132               | 4 094              | 1 073              |
| MAN .....   | 2 454            | 1 841             | 2               | 6 491                | -                   | 7 609              | -                  |
| GLA .....   | 146              | -                 | -               | 1 667                | -                   | 1 011              | -                  |
| BRS .....   | -                | -                 | -               | 1 264                | -                   | -                  | -                  |
| IRLAND .....                                      | 122              | -                 | -               | 5 149                | -                   | 6 977              | 413                |
| DARUNTER:DUB .....                                | 119              | -                 | -               | 4 187                | -                   | 6 409              | -                  |
| SNN .....   | 3                | -                 | -               | 962                  | -                   | 568                | 413                |
| ISLAND .....                                      | 1 247            | -                 | -               | 332                  | 417                 | 2 251              | 269                |
| DARUNTER:KEF .....                                | 1 247            | -                 | -               | 332                  | 417                 | 1 861              | 269                |
| NIEDERLANDE .....                                 | 7 446            | 1 530             | 2 650           | 2 720                | 8                   | 16 157             | 2 905              |
| DARUNTER:AMS .....                                | 6 810            | 1 530             | 2 646           | 2 712                | 8                   | 16 157             | 2 901              |
| BELGIEN .....                                     | 1 826            | 383               | 182             | 924                  | 5                   | 11 586             | 1 769              |
| DARUNTER:BRU .....                                | 1 812            | 383               | 174             | 924                  | 5                   | 11 586             | 1 769              |
| LUXEMBURG .....                                   | 270              | -                 | -               | -                    | -                   | 4 289              | 3                  |
| DARUNTER:LUX .....                                | 270              | -                 | -               | -                    | -                   | 4 289              | 3                  |
| FRANKREICH .....                                  | 7 804            | 1 763             | 761             | 12 255               | 3 122               | 31 012             | 6 227              |
| DARUNTER:PAR .....                                | 6 532            | 1 763             | 761             | 7 528                | 2 716               | 22 059             | 4 926              |
| BOD .....   | -                | -                 | -               | 4                    | -                   | 1 254              | 9                  |
| LYS .....   | -                | -                 | -               | 882                  | -                   | 1 860              | -                  |
| NCE .....   | 913              | -                 | -               | 1 557                | -                   | 3 831              | 851                |
| CLY .....   | 356              | -                 | -               | 1 042                | 59                  | 716                | -                  |
| BIA .....   | -                | -                 | -               | 642                  | -                   | 647                | 424                |
| *FR .....   | 3                | -                 | -               | 499                  | 8                   | 193                | 16                 |
| SPANIEN .....                                     | 43 660           | 31 048            | 7 597           | 156 039              | 24 164              | 105 282            | 42 371             |
| DARUNTER:MAD .....                                | 684              | -                 | -               | 2 639                | -                   | 12 141             | 1 288              |
| BCN .....   | 1 316            | -                 | -               | 3 051                | 10                  | 9 284              | 1 151              |
| GRO .....   | -                | 346               | -               | 1 363                | 1                   | 808                | 4                  |
| VLC .....   | -                | -                 | -               | -                    | 327                 | 4 047              | 4                  |
| ALC .....   | 653              | 549               | -               | 4 491                | -                   | 2 065              | -                  |
| LEI .....   | 823              | 433               | -               | 4 367                | -                   | 1 494              | -                  |
| AGP .....   | 2 643            | 804               | -               | 8 374                | -                   | 4 911              | 859                |
| SVQ .....   | 262              | 310               | -               | 408                  | -                   | 1 511              | 759                |
| *EI .....   | 3                | -                 | -               | 471                  | -                   | 1 864              | 200                |
| PMI .....   | 20 110           | 16 481            | 5 768           | 71 475               | 14 117              | 36 017             | 22 112             |
| IBZ .....   | 4 186            | 2 723             | 935             | 18 236               | 2 923               | 8 340              | 4 452              |
| MAH .....   | 1 784            | 985               | -               | 3 288                | 607                 | 2 155              | 2 400              |
| LPA .....   | 4 309            | 3 650             | 894             | 14 836               | 2 784               | 9 468              | 3 325              |
| TCI .....   | 3 287            | 2 009             | -               | 8 528                | 2 086               | 5 037              | 2 330              |
| FUE .....   | 1 984            | 1 417             | -               | 7 921                | 742                 | 3 543              | 2 156              |
| ACE .....   | 1 360            | 1 341             | -               | 5 300                | 567                 | 1 753              | 1 331              |
| *E3 .....   | 256              | -                 | -               | 1 291                | -                   | -                  | -                  |
| PORTUGAL .....                                    | 3 461            | 1 398             | -               | 11 373               | 1 744               | 21 541             | 2 836              |
| DARUNTER:LIS .....                                | 1 006            | -                 | -               | 1 889                | 167                 | 9 523              | -                  |
| OPO .....   | -                | -                 | -               | 656                  | -                   | 4 591              | -                  |
| FAO .....   | 2 186            | 1 398             | -               | 7 929                | 1 577               | 5 924              | 2 836              |
| FNC .....   | 269              | -                 | -               | 899                  | -                   | 1 503              | -                  |
| MALTA .....                                       | 985              | -                 | -               | 2 865                | 1 085               | 5 111              | 1 094              |
| DARUNTER:MLA .....                                | 985              | -                 | -               | 2 865                | 1 085               | 5 111              | 1 094              |
| SCHWEIZ .....                                     | 6 124            | 1 843             | 1 092           | 12 194               | 3 440               | 25 653             | 7 070              |
| DARUNTER:ZRH .....                                | 4 577            | 1 843             | 1 085           | 9 384                | 3 004               | 16 476             | 6 246              |
| GVA .....   | 788              | -                 | -               | 1 502                | 427                 | 7 618              | 815                |
| BSL .....   | 754              | -                 | -               | 1 277                | 7                   | 1 559              | 3                  |
| OESTERREICH .....                                 | 931              | 324               | 165             | 4 746                | 746                 | 35 984             | 2 481              |
| DARUNTER:VIE .....                                | 772              | 324               | 160             | 4 357                | 725                 | 22 726             | 2 458              |
| INN .....   | -                | -                 | -               | -                    | 5                   | 1 223              | 3                  |
| LNZ .....   | -                | -                 | -               | 384                  | -                   | 3 045              | 4                  |
| SZG .....   | 154              | -                 | 2               | -5                   | 6                   | 3 684              | 5                  |
| GRZ .....   | 3                | -                 | -               | -                    | -                   | 3 661              | 8                  |
| KLU .....   | -                | -                 | 3               | -                    | 2                   | 1 645              | -                  |
| ITALIEN .....                                     | 4 001            | 961               | 30              | 10 090               | 971                 | 56 726             | 4 146              |
| DARUNTER:ROM .....                                | -                | -                 | -               | 1 197                | 150                 | 13 685             | 600                |
| MIL .....   | 2 072            | -                 | -               | 3 935                | 113                 | 15 815             | 1 071              |
| VCE .....   | 35               | -                 | -               | 386                  | -                   | 5 926              | 342                |
| VRN .....   | 514              | 502               | 30              | 187                  | -                   | -                  | -                  |
| TRN .....   | -                | -                 | -               | -                    | 190                 | 2 979              | 131                |
| GOA .....   | -                | -                 | -               | -                    | -                   | 1 094              | -                  |
| FLR .....   | -                | -                 | -               | -                    | -                   | -                  | -                  |
| BLQ .....   | -                | -                 | -               | -                    | -                   | 2 101              | -                  |
| PSA .....   | -                | -                 | -               | -                    | -                   | 2 265              | -                  |
| NAP .....   | 772              | 459               | -               | 2 029                | 123                 | 5 672              | 1 246              |
| BRI .....   | -                | -                 | -               | -                    | -                   | 1 080              | -                  |
| SUF .....   | -                | -                 | -               | -                    | -                   | 135                | -                  |
| OLB .....   | -                | -                 | -               | -                    | -                   | 1 712              | -                  |
| CTA .....   | 604              | -                 | -               | 1 612                | 110                 | 3 939              | 751                |
| GRIECHENLAND .....                                | 17 949           | 6 428             | 552             | 67 885               | 2 505               | 50 735             | 21 178             |
| DARUNTER:ATH .....                                | 2 458            | -                 | -               | 7 312                | 553                 | 22 349             | 2 957              |
| SKG .....   | 1 726            | -                 | -               | 7 999                | -                   | 6 926              | 4 026              |
| CFU .....   | 1 510            | 1 035             | -               | 4 891                | 485                 | 2 168              | 1 937              |
| JSI .....   | -                | -                 | -               | 645                  | -                   | 57                 | -                  |
| ZTH .....   | -                | -                 | -               | 1 502                | -                   | 529                | -                  |
| JMK .....   | -                | -                 | -               | 871                  | -                   | -                  | -                  |

AUGUST 1990

MIT GEBIETEN AUSSERHALB DES BUNDESGBIETES

| ZIELFLUGPLATZ      |                   |                        |                       |                              |          |           | VON STRECKENHERKUNFTS-  |
|--------------------|-------------------|------------------------|-----------------------|------------------------------|----------|-----------|-------------------------|
| NUERNBERG<br>(NUE) | MUENCHEN<br>(MUC) | BERLIN (WEST)<br>(BER) | SAARBRUECKEN<br>(SCN) | MUENSTER/<br>OENABRUECK(FMO) | SONSTIGE | INSGESAMT | LAND BZW. --- FLUGPLATZ |
|                    |                   |                        |                       |                              |          |           | AUSSTEIGER              |
|                    |                   |                        |                       |                              |          |           | INSGESAMT               |
| 1                  | 1 051             | -                      | 1                     | 1                            | -        | 10 130    | DDR U. BER(O)           |
| -                  | 571               | -                      | -                     | 1                            | -        | 4 691     | DARUNTER: LEJ           |
| -                  | 472               | -                      | 1                     | -                            | -        | 5 280     | DRS                     |
| -                  | 2 155             | -                      | -                     | -                            | -        | 20 440    | FINNLAND                |
| -                  | 2 155             | -                      | -                     | -                            | -        | 20 414    | DARUNTER: HEL           |
| -                  | 661               | 418                    | -                     | -                            | -        | 20 400    | SCHWEDEN                |
| -                  | 660               | 418                    | -                     | -                            | -        | 16 534    | DARUNTER: STO           |
| -                  | -                 | -                      | -                     | -                            | -        | 3 501     | GOT                     |
| -                  | 542               | 522                    | -                     | -                            | -        | 10 948    | NORWEGEN                |
| -                  | 542               | 522                    | -                     | -                            | -        | 9 684     | DARUNTER: OSL           |
| -                  | 4 889             | 844                    | -                     | 14                           | -        | 34 654    | DAENEMARK               |
| -                  | 4 889             | 674                    | -                     | -                            | -        | 33 788    | DARUNTER: CPH           |
| 2 500              | 52 431            | 17 326                 | -                     | 360                          | -        | 274 471   | GR BRITANNIEN           |
| 2 500              | 43 857            | 17 055                 | -                     | 273                          | -        | 227 619   | DARUNTER: LON           |
| -                  | 2 449             | -                      | -                     | -                            | -        | 16 348    | BHX                     |
| -                  | 4 757             | 271                    | -                     | 87                           | -        | 23 512    | MAN                     |
| -                  | 401               | -                      | -                     | -                            | -        | 3 225     | GLA                     |
| -                  | 493               | -                      | -                     | -                            | -        | 1 757     | BRG                     |
| -                  | 3 713             | -                      | -                     | -                            | -        | 16 374    | IRLAND                  |
| -                  | 3 221             | -                      | -                     | -                            | -        | 13 936    | DARUNTER: DUB           |
| -                  | 491               | -                      | -                     | -                            | -        | 2 437     | SNN                     |
| -                  | 1                 | -                      | -                     | -                            | -        | 4 517     | ISLAND                  |
| -                  | 1                 | -                      | -                     | -                            | -        | 4 127     | DARUNTER: KEF           |
| 573                | 7 084             | 1 787                  | -                     | 31                           | -        | 42 891    | NIEDERLANDE             |
| 573                | 7 083             | 1 787                  | -                     | 31                           | -        | 42 238    | DARUNTER: AMS           |
| 413                | 2 893             | 580                    | -                     | -                            | -        | 20 562    | BELGIEN                 |
| 413                | 2 893             | 580                    | -                     | 1                            | -        | 20 540    | DARUNTER: BRU           |
| -                  | 283               | -                      | -                     | -                            | -        | 4 845     | LUXEMBURG               |
| -                  | 283               | -                      | -                     | -                            | -        | 4 845     | DARUNTER: LUX           |
| 1 208              | 14 981            | 8 274                  | 12                    | 160                          | -        | 87 579    | FRANKREICH              |
| 1 146              | 10 545            | 7 393                  | 4                     | 151                          | -        | 65 524    | DARUNTER: PAR           |
| -                  | 544               | -                      | -                     | -                            | -        | 1 267     | BOD                     |
| -                  | 2 716             | 149                    | 2                     | -                            | -        | 3 286     | LYS                     |
| -                  | -                 | -                      | -                     | -                            | -        | 10 019    | NCE                     |
| -                  | 82                | 591                    | -                     | -                            | -        | 2 173     | CLY                     |
| 62                 | 1 078             | 2                      | 6                     | 9                            | -        | 2 386     | BIA                     |
| 11 701             | 44 309            | 21 347                 | 6 557                 | 3 749                        | -        | 1 876     | *FR                     |
| -                  | 2 808             | -                      | -                     | 2                            | -        | 497 824   | SPANIEN                 |
| -                  | 3 165             | -                      | -                     | -                            | -        | 19 562    | DARUNTER: MAD           |
| -                  | 622               | -                      | -                     | -                            | -        | 17 977    | BCN                     |
| -                  | 987               | 739                    | -                     | -                            | -        | 3 144     | GRO                     |
| -                  | 1 693             | 624                    | -                     | -                            | -        | 4 378     | VLC                     |
| -                  | 2 209             | 960                    | -                     | -                            | -        | 9 484     | ALC                     |
| -                  | -                 | 502                    | -                     | -                            | -        | 9 434     | LEI                     |
| -                  | -                 | -                      | -                     | -                            | -        | 20 760    | AGP                     |
| 1                  | -                 | -                      | -                     | -                            | -        | 3 752     | SVO                     |
| 6 052              | 13 476            | 11 311                 | 4 132                 | 3 470                        | -        | 2 539     | *E1                     |
| 1 564              | 5 028             | 1 493                  | 1 290                 | 59                           | -        | 224 521   | PMI                     |
| 585                | 1 681             | 658                    | 30                    | 217                          | -        | 51 229    | IBZ                     |
| 1 800              | 4 831             | 1 566                  | 1 105                 | -                            | -        | 14 390    | MAH                     |
| 829                | 3 298             | 1 115                  | -                     | 1                            | -        | 48 568    | LPA                     |
| 556                | 2 098             | 635                    | -                     | -                            | -        | 28 520    | TCI                     |
| 314                | 1 750             | 1 164                  | -                     | -                            | -        | 21 052    | FUE                     |
| -                  | 663               | 580                    | -                     | -                            | -        | 14 880    | ACE                     |
| 868                | 6 916             | 1 901                  | -                     | -                            | -        | 2 790     | *E3                     |
| -                  | 2 456             | -                      | -                     | -                            | -        | 52 038    | PORTUGAL                |
| -                  | -                 | -                      | -                     | -                            | -        | 15 041    | DARUNTER: LIS           |
| 868                | 3 810             | 1 901                  | -                     | -                            | -        | 5 247     | OPO                     |
| -                  | 650               | -                      | -                     | -                            | -        | 28 429    | FAO                     |
| -                  | 4 723             | 683                    | -                     | -                            | -        | 3 321     | FNC                     |
| -                  | 4 723             | 683                    | -                     | -                            | -        | 16 546    | MALTA                   |
| 1 029              | 12 108            | 5 221                  | 2                     | 619                          | 8        | 16 546    | DARUNTER: MLA           |
| 1 029              | 8 901             | 4 930                  | -                     | 612                          | 8        | 76 403    | SCHWEIZ                 |
| -                  | 1 815             | -                      | -                     | -                            | -        | 58 095    | DARUNTER: ZRH           |
| -                  | 1 392             | 291                    | -                     | -                            | -        | 12 965    | GVA                     |
| 466                | 7 827             | 876                    | -                     | 16                           | -        | 5 283     | BSL                     |
| 466                | 7 815             | -                      | -                     | -                            | -        | 54 562    | OESTERREICH             |
| -                  | -                 | -                      | -                     | -                            | -        | 39 803    | DARUNTER: VIE           |
| -                  | -                 | -                      | -                     | -                            | -        | 1 232     | INN                     |
| -                  | 6                 | 460                    | -                     | -                            | -        | 3 435     | LNZ                     |
| -                  | 1                 | -                      | -                     | 11                           | -        | 4 333     | SZG                     |
| -                  | 5                 | 416                    | -                     | -                            | -        | 3 673     | GRZ                     |
| 249                | 14 798            | 1 890                  | -                     | 2                            | -        | 2 073     | KLU                     |
| 3                  | 4 603             | -                      | -                     | 7                            | -        | 93 869    | ITALIEN                 |
| -                  | 2 092             | -                      | -                     | -                            | -        | 20 238    | DARUNTER: ROM           |
| -                  | 1 389             | 493                    | -                     | -                            | -        | 25 098    | MIL                     |
| -                  | -                 | -                      | -                     | -                            | -        | 8 571     | VCE                     |
| -                  | 285               | -                      | -                     | -                            | -        | 1 233     | VRN                     |
| -                  | -                 | -                      | -                     | -                            | -        | 3 585     | TRN                     |
| -                  | 1 025             | -                      | -                     | -                            | -        | 1 094     | GOA                     |
| -                  | 290               | -                      | -                     | -                            | -        | 1 025     | FLR                     |
| -                  | 2                 | 222                    | -                     | -                            | -        | 2 391     | BLQ                     |
| 96                 | 1 270             | 520                    | -                     | -                            | -        | 2 489     | PSA                     |
| -                  | -                 | -                      | -                     | -                            | -        | 12 187    | NAP                     |
| -                  | 929               | -                      | -                     | -                            | -        | 1 080     | BRI                     |
| -                  | 956               | 278                    | -                     | -                            | -        | 1 064     | SUF                     |
| 150                | 1 410             | -                      | -                     | -                            | -        | 2 946     | OLB                     |
| 4 722              | 57 544            | 7 125                  | 950                   | -                            | -        | 8 576     | CTA                     |
| 478                | 10 916            | 387                    | -                     | -                            | -        | 237 573   | GRIECHENLAND            |
| 2                  | 6 020             | 883                    | -                     | -                            | -        | 47 410    | DARUNTER: ATH           |
| 638                | 3 780             | 1 094                  | -                     | -                            | -        | 27 582    | SKG                     |
| -                  | 701               | 145                    | -                     | -                            | -        | 17 538    | CFU                     |
| -                  | 492               | -                      | -                     | -                            | -        | 1 548     | JSI                     |
| -                  | 1 066             | -                      | -                     | -                            | -        | 2 523     | ZTH                     |
| -                  | -                 | -                      | -                     | -                            | -        | 1 937     | JMK                     |

5 PERSONENVERKEHR  
5. 2 VERFLECHTUNG IM VERKEHR  
5. 2. 2 AUSSTEIGER

| VON STRECKENHERKUNFTS-  |                | NACH STRECKEN  |               |                   |                  |                 |                 |  |
|-------------------------|----------------|----------------|---------------|-------------------|------------------|-----------------|-----------------|--|
| LAND BZW. --- FLUGPLATZ | HAMBURG (HAM)  | HANNOVER (HAJ) | BREMEN (BRE)  | DUESSELDORF (DUS) | KOELN/BONN (CGN) | FRANKFURT (FRA) | STUTTGART (STR) |  |
| <b>AUSSTEIGER</b>       |                |                |               |                   |                  |                 |                 |  |
| <b>INSGESAMT</b>        |                |                |               |                   |                  |                 |                 |  |
| SMI                     | 1 075          | -              | -             | 2 722             | -                | 750             | 319             |  |
| JTR                     | -              | -              | -             | 1 215             | -                | -               | 274             |  |
| KGS                     | 2 149          | 731            | -             | 5 492             | 162              | 1 638           | 1 720           |  |
| RHO                     | 2 790          | 1 629          | -             | 11 915            | 195              | 2 992           | 2 896           |  |
| CHQ                     | 769            | -              | -             | 1 736             | -                | 1 908           | 833             |  |
| HER                     | 5 289          | 2 672          | 552           | 16 484            | 1 110            | 9 957           | 6 211           |  |
| KVA                     | -              | -              | -             | 1 349             | -                | -               | -               |  |
| MJT                     | -              | -              | -             | 1 200             | -                | 401             | -               |  |
| *GR                     | 183            | 361            | -             | 2 552             | -                | 1 060           | 5               |  |
| TUERKEI                 | 22 662         | 17 976         | 1 560         | 49 266            | 9 377            | 62 469          | 33 884          |  |
| DARUNTER: ANK           | 988            | 2 198          | -             | 4 620             | 1 011            | 9 046           | 3 819           |  |
| IST                     | 6 733          | 6 370          | 391           | 16 321            | 5 403            | 29 718          | 13 819          |  |
| IZM                     | 3 456          | 3 955          | -             | 8 088             | 621              | 6 315           | 4 154           |  |
| DLM                     | 2 679          | 869            | -             | 4 112             | 166              | 3 017           | 2 754           |  |
| AYT                     | 8 806          | 4 584          | 1 169         | 16 125            | 2 176            | 13 705          | 9 338           |  |
| *TR                     | -              | -              | -             | -                 | -                | 668             | -               |  |
| ZYPERN                  | 556            | 319            | -             | 2 235             | 2                | 2 502           | 420             |  |
| DARUNTER: LCA           | 556            | 319            | -             | 2 235             | -                | 2 232           | 420             |  |
| PFO                     | -              | -              | -             | -                 | 2                | 270             | -               |  |
| JUGOSLAWIEN             | 4 919          | 5 272          | -             | 17 312            | 2 073            | 20 585          | 5 211           |  |
| DARUNTER: BEG           | 375            | -              | -             | 1 848             | 134              | 5 965           | 28              |  |
| ZAG                     | 1 375          | 920            | -             | 1 385             | 3                | 5 652           | 1 724           |  |
| LJU                     | -              | -              | -             | -                 | 5                | 685             | 1               |  |
| PJU                     | 295            | 542            | -             | 1 043             | 216              | 514             | 163             |  |
| SPI                     | 1 378          | 1 668          | -             | 4 344             | 930              | 3 046           | 1 080           |  |
| DBV                     | 604            | 819            | -             | 3 361             | 442              | 2 296           | 683             |  |
| TIV                     | 892            | 1 323          | -             | 4 445             | 343              | 2 204           | 1 520           |  |
| *YU                     | -              | -              | -             | 886               | 5                | 223             | 12              |  |
| UNGARN                  | 322            | -              | -             | 721               | 842              | 8 694           | 774             |  |
| DARUNTER: BUD           | 322            | -              | -             | 721               | 842              | 8 694           | 771             |  |
| TSSCHECHOSLOW           | 209            | -              | -             | 329               | 421              | 7 661           | -               |  |
| DARUNTER: PRG           | 209            | -              | -             | 329               | 420              | 7 661           | -               |  |
| RUMAENIEN               | -              | -              | -             | 473               | -                | 3 861           | -               |  |
| DARUNTER: BUH           | -              | -              | -             | 280               | -                | 2 696           | -               |  |
| BULGARIEN               | 1 307          | 2 611          | -             | 3 894             | 781              | 6 767           | 2 799           |  |
| DARUNTER: SOF           | -              | -              | -             | -                 | -                | 2 967           | 2               |  |
| VAR                     | 771            | 1 150          | -             | 1 773             | 356              | 2 070           | 2 113           |  |
| BOJ                     | 536            | 1 461          | -             | 2 121             | 425              | 1 588           | 684             |  |
| POLEN                   | 988            | -              | -             | 1 096             | 342              | 9 255           | 1               |  |
| DARUNTER: WAW           | 287            | -              | -             | 1 096             | 187              | 9 079           | -               |  |
| SOWJETUNION             | 1 533          | 5 724          | -             | 3 930             | 402              | 20 929          | 317             |  |
| DARUNTER: MDW           | 655            | 4 884          | -             | 2 837             | 401              | 16 938          | -               |  |
| LED                     | 632            | -              | -             | 286               | -                | 1 800           | -               |  |
| *SU                     | -              | 240            | -             | 733               | 1                | 1 951           | 2               |  |
| <b>E U R O P A</b>      | <b>180 592</b> | <b>92 342</b>  | <b>19 802</b> | <b>424 458</b>    | <b>66 365</b>    | <b>641 840</b>  | <b>152 889</b>  |  |
| DARUNTER: EG-LAENDER    | 121 943        | 58 070         | 16 938        | 317 389           | 44 610           | 402 980         | 95 760          |  |
| <b>AEgypten</b>         | -              | -              | -             | 1 175             | 530              | 7 928           | 494             |  |
| DARUNTER: CAI           | -              | -              | -             | 356               | 64               | 6 890           | 103             |  |
| ALY                     | -              | -              | -             | -                 | -                | 1 038           | -               |  |
| LXR                     | -              | -              | -             | 819               | -                | -               | -               |  |
| HRG                     | -              | -              | -             | -                 | 466              | -               | -               |  |
| <b>LIBYEN</b>           | -              | -              | -             | -                 | -                | 1 865           | -               |  |
| DARUNTER: TIP           | -              | -              | -             | -                 | -                | 1 865           | -               |  |
| <b>TUNESIEN</b>         | 4 465          | 3 593          | 925           | 13 425            | 1 796            | 17 698          | 7 694           |  |
| DARUNTER: TUN           | 626            | 123            | -             | 1 579             | -                | 5 435           | 521             |  |
| DJE                     | 1 026          | 645            | -             | 3 371             | 407              | 2 925           | 1 767           |  |
| MIR                     | 2 813          | 2 825          | 925           | 8 475             | 1 389            | 9 338           | 5 406           |  |
| <b>ALGERIEN</b>         | -              | -              | -             | -                 | -                | 1 754           | -               |  |
| DARUNTER: ALG           | -              | -              | -             | -                 | -                | 1 754           | -               |  |
| <b>MAROKKO</b>          | 664            | 386            | -             | 3 940             | -                | 6 015           | -               |  |
| DARUNTER: CAS           | -              | -              | -             | -                 | -                | 2 330           | -               |  |
| TNG                     | -              | -              | -             | 389               | -                | 1 154           | -               |  |
| AGA                     | 664            | 386            | -             | 2 806             | -                | 970             | -               |  |
| OUD                     | -              | -              | -             | 745               | -                | 1 561           | -               |  |
| <b>SENEGAL</b>          | -              | -              | -             | 34                | -                | 622             | -               |  |
| <b>GAMBIA</b>           | -              | -              | -             | 10                | -                | 276             | -               |  |
| <b>ELFENB. KUESTE</b>   | 2              | -              | -             | -                 | -                | -               | -               |  |
| <b>GHANA</b>            | -              | -              | -             | 760               | -                | -               | -               |  |
| <b>NIGERIA</b>          | -              | -              | -             | -                 | -                | 2 671           | -               |  |
| DARUNTER: LOS           | -              | -              | -             | -                 | -                | 2 671           | -               |  |
| <b>KAMERUN</b>          | -              | -              | -             | -                 | -                | 657             | -               |  |
| <b>ZAIRE</b>            | -              | -              | -             | -                 | -                | 709             | -               |  |
| <b>SUDAN</b>            | -              | -              | -             | 99                | -                | 783             | -               |  |
| <b>AETHIOPIEN</b>       | -              | -              | -             | -                 | -                | 2 142           | -               |  |
| DARUNTER: ADD           | -              | -              | -             | -                 | -                | 2 142           | -               |  |
| <b>SOMALIA</b>          | -              | -              | -             | -                 | -                | 245             | -               |  |
| <b>KENIA</b>            | 484            | -              | -             | 1 871             | -                | 8 933           | -               |  |
| DARUNTER: NBO           | -              | -              | -             | -                 | -                | 5 229           | -               |  |
| MBA                     | 484            | -              | -             | 1 871             | -                | 3 704           | -               |  |
| <b>TANSANIA</b>         | -              | -              | -             | -                 | -                | 465             | -               |  |
| <b>SAMBIA</b>           | -              | -              | -             | -                 | -                | 508             | -               |  |
| <b>SIMBABWE</b>         | -              | -              | -             | -                 | -                | 1 410           | -               |  |
| DARUNTER: HRE           | -              | -              | -             | -                 | -                | 1 410           | -               |  |
| <b>NAMIBIA</b>          | -              | -              | -             | -                 | -                | 1 760           | -               |  |
| DARUNTER: WDH           | -              | -              | -             | -                 | -                | 1 760           | -               |  |
| <b>SESHELLEN</b>        | -              | -              | -             | -                 | -                | 531             | -               |  |
| <b>MAURITIUS</b>        | -              | -              | -             | -                 | -                | 1 444           | -               |  |
| DARUNTER: MRU           | -              | -              | -             | -                 | -                | 1 444           | -               |  |
| <b>SUEDAFRIKA</b>       | -              | -              | -             | -                 | -                | 6 592           | -               |  |
| DARUNTER: JNB           | -              | -              | -             | -                 | -                | 6 592           | -               |  |
| <b>A F R I K A</b>      | <b>5 615</b>   | <b>3 979</b>   | <b>925</b>    | <b>21 314</b>     | <b>2 326</b>     | <b>65 008</b>   | <b>8 188</b>    |  |

AUGUST 1990

MIT GEBIETEN AUSSERHALB DES BUNDESGBIETES

| ZIELFLUGPLATZ      |                   |                        |                       |                              |          |           | VON STRECKENHERKUNFTS- |           |
|--------------------|-------------------|------------------------|-----------------------|------------------------------|----------|-----------|------------------------|-----------|
| NUERNBERG<br>(NUE) | MUENCHEN<br>(MUC) | BERLIN (WEST)<br>(BER) | SAARBRUECKEN<br>(SCN) | MUENSTER/<br>OSNABRUECK(FMO) | SONSTIGE | INSGESAMT | LAND BZW.---           | FLUGPLATZ |
|                    |                   |                        |                       |                              |          |           | AUSSTEIGER             |           |
|                    |                   |                        |                       |                              |          |           | INSGESAMT              |           |
| -                  | 2 519             | -                      | -                     | -                            | -        | 7 385     | SMI                    |           |
| -                  | 2 737             | -                      | -                     | -                            | -        | 4 226     | JTR                    |           |
| -                  | 4 333             | 805                    | -                     | -                            | -        | 17 030    | KGS                    |           |
| 1 353              | 6 913             | 715                    | -                     | -                            | -        | 31 398    | RHO                    |           |
| -                  | 1 920             | -                      | -                     | -                            | -        | 7 166     | CHQ                    |           |
| 2 251              | 10 993            | 2 847                  | 950                   | -                            | -        | 59 316    | HER                    |           |
| -                  | 899               | -                      | -                     | -                            | -        | 2 248     | KVA                    |           |
| -                  | 1 520             | 249                    | -                     | -                            | -        | 3 370     | MJT                    |           |
| -                  | 2 735             | -                      | -                     | -                            | -        | 6 896     | *GR                    |           |
| 7 999              | 36 950            | 16 297                 | 1 674                 | 391                          | -        | 260 505   | TUERKEI                |           |
| -                  | 3 493             | 954                    | -                     | 4                            | -        | 26 133    | DARUNTER: ANK          |           |
| 1 572              | 12 191            | 4 454                  | -                     | -                            | -        | 96 972    | IST                    |           |
| 556                | 6 004             | 3 844                  | -                     | -                            | -        | 36 993    | IZM                    |           |
| 494                | 3 390             | 2 767                  | 413                   | -                            | -        | 20 661    | DLK                    |           |
| 5 377              | 11 872            | 3 637                  | 1 261                 | 387                          | -        | 78 437    | ATF                    |           |
| -                  | -                 | 641                    | -                     | -                            | -        | 1 309     | *TR                    |           |
| -                  | 3 375             | -                      | -                     | -                            | -        | 9 409     | ZYPERN                 |           |
| -                  | 2 451             | -                      | -                     | -                            | -        | 8 213     | DARUNTER: LCA          |           |
| -                  | 924               | -                      | -                     | -                            | -        | 1 196     | PFO                    |           |
| 920                | 7 292             | 687                    | 778                   | -                            | 46       | 65 095    | JUGOSLAWIEN            |           |
| -                  | 2 260             | -                      | -                     | -                            | -        | 10 610    | DARUNTER: BEG          |           |
| -                  | 1 071             | -                      | -                     | -                            | -        | 12 130    | ZAG                    |           |
| -                  | 1 141             | -                      | -                     | -                            | -        | 1 827     | LJU                    |           |
| -                  | 100               | -                      | -                     | -                            | -        | 2 873     | PUY                    |           |
| 360                | 1 217             | 407                    | 74                    | -                            | -        | 14 504    | SPU                    |           |
| 292                | 571               | 280                    | 704                   | -                            | -        | 10 052    | DBV                    |           |
| 268                | 814               | -                      | -                     | -                            | -        | 11 809    | TIV                    |           |
| -                  | 118               | -                      | -                     | -                            | -        | 1 290     | *YU                    |           |
| -                  | 3 429             | -                      | -                     | -                            | -        | 14 782    | UNGARN                 |           |
| -                  | 3 427             | -                      | -                     | -                            | -        | 14 777    | DARUNTER: BUD          |           |
| 2                  | 190               | -                      | -                     | -                            | -        | 8 812     | TSCHESCHOSLOW          |           |
| 2                  | 190               | -                      | -                     | -                            | -        | 8 811     | DARUNTER: PRG          |           |
| 1                  | 1                 | -                      | -                     | -                            | -        | 4 336     | RUMAENIEN              |           |
| 663                | 1 836             | -                      | -                     | -                            | -        | 2 976     | DARUNTER: BUH          |           |
| -                  | 995               | -                      | -                     | -                            | -        | 20 658    | BULGARIEN              |           |
| 336                | 484               | -                      | -                     | -                            | -        | 3 964     | DARUNTER: SOF          |           |
| 327                | 357               | -                      | -                     | -                            | -        | 9 053     | VAR                    |           |
| 51                 | -                 | -                      | -                     | -                            | -        | 7 499     | BOJ                    |           |
| -                  | -                 | -                      | -                     | -                            | -        | 11 733    | POLEN                  |           |
| -                  | 1 035             | -                      | -                     | -                            | -        | 10 649    | DARUNTER: WAW          |           |
| -                  | 432               | -                      | -                     | -                            | -        | 33 870    | SOWJETUNION            |           |
| -                  | 453               | -                      | -                     | -                            | -        | 26 147    | DARUNTER: MOW          |           |
| -                  | -                 | -                      | -                     | -                            | -        | 3 171     | LED                    |           |
| -                  | -                 | -                      | -                     | -                            | -        | 2 927     | *SU                    |           |
| 33 366             | 293 017           | 85 778                 | 9 974                 | 5 349                        | 54       | 2 005 826 | EUROPA                 |           |
| 22 234             | 209 841           | 61 074                 | 7 519                 | 4 322                        | -        | 1 362 680 | DARUNTER: EG-LAENDER   |           |
| -                  | 4 579             | -                      | -                     | -                            | -        | 14 706    | AEGYPTEN               |           |
| -                  | 2 395             | -                      | -                     | -                            | -        | 9 808     | DARUNTER: CAI          |           |
| -                  | -                 | -                      | -                     | -                            | -        | 1 038     | ALY                    |           |
| -                  | 1 120             | -                      | -                     | -                            | -        | 1 939     | LRX                    |           |
| -                  | 1 064             | -                      | -                     | -                            | -        | 1 530     | HRG                    |           |
| -                  | -                 | -                      | -                     | -                            | -        | 1 865     | LIBYEN                 |           |
| 2 252              | 10 426            | 2 363                  | 1 257                 | 672                          | -        | 1 865     | DARUNTER: TIP          |           |
| -                  | 1 199             | -                      | -                     | -                            | -        | 66 566    | TUNESIEN               |           |
| 585                | 3 255             | 568                    | -                     | -                            | -        | 9 483     | DARUNTER: TUN          |           |
| 1 667              | 5 972             | 1 795                  | 1 257                 | 672                          | -        | 14 549    | DJE                    |           |
| -                  | -                 | -                      | -                     | -                            | -        | 42 534    | MIR                    |           |
| -                  | -                 | -                      | -                     | -                            | -        | 1 754     | ALGERIEN               |           |
| -                  | -                 | -                      | -                     | -                            | -        | 1 754     | DARUNTER: ALG          |           |
| -                  | 2 506             | 324                    | -                     | -                            | -        | 13 835    | MAROKKO                |           |
| -                  | 109               | -                      | -                     | -                            | -        | 2 439     | DARUNTER: CAS          |           |
| -                  | 716               | -                      | -                     | -                            | -        | 2 259     | TNG                    |           |
| -                  | 1 681             | 324                    | -                     | -                            | -        | 6 831     | AGA                    |           |
| -                  | -                 | -                      | -                     | -                            | -        | 2 306     | OUD                    |           |
| -                  | -                 | -                      | -                     | -                            | -        | 656       | SENEGAL                |           |
| -                  | -                 | -                      | -                     | -                            | -        | 286       | GAMBIA                 |           |
| -                  | -                 | -                      | -                     | -                            | -        | 2         | ELFENB. KUESTE         |           |
| -                  | -                 | -                      | -                     | -                            | -        | 760       | GHANA                  |           |
| -                  | -                 | -                      | -                     | -                            | -        | 2 671     | NIGERIA                |           |
| -                  | -                 | -                      | -                     | -                            | -        | 2 671     | DARUNTER: LOS          |           |
| -                  | -                 | -                      | -                     | -                            | -        | 657       | KAMERUN                |           |
| -                  | -                 | -                      | -                     | -                            | -        | 709       | ZAIRE                  |           |
| -                  | -                 | -                      | -                     | -                            | -        | 882       | SUDAN                  |           |
| -                  | -                 | -                      | -                     | -                            | -        | 2 142     | AETHIOPIEN             |           |
| -                  | -                 | -                      | -                     | -                            | -        | 2 142     | DARUNTER: ADD          |           |
| -                  | -                 | -                      | -                     | -                            | -        | 245       | SOMALIA                |           |
| -                  | 3 453             | -                      | -                     | -                            | -        | 14 741    | KENIA                  |           |
| -                  | -                 | -                      | -                     | -                            | -        | 5 229     | DARUNTER: NBO          |           |
| -                  | 3 453             | -                      | -                     | -                            | -        | 9 512     | MBA                    |           |
| -                  | -                 | -                      | -                     | -                            | -        | 465       | TANSANIA               |           |
| -                  | -                 | -                      | -                     | -                            | -        | 508       | SAMBIA                 |           |
| -                  | -                 | -                      | -                     | -                            | -        | 1 410     | SIMBABWE               |           |
| -                  | -                 | -                      | -                     | -                            | -        | 1 410     | DARUNTER: HRE          |           |
| -                  | -                 | -                      | -                     | -                            | -        | 1 760     | NAMIBIA                |           |
| -                  | -                 | -                      | -                     | -                            | -        | 1 760     | DARUNTER: WDH          |           |
| -                  | -                 | -                      | -                     | -                            | -        | 531       | SESCHELLEN             |           |
| -                  | 644               | -                      | -                     | -                            | -        | 2 088     | MAURITIUS              |           |
| -                  | 644               | -                      | -                     | -                            | -        | 2 088     | DARUNTER: MRU          |           |
| -                  | -                 | -                      | -                     | -                            | -        | 6 592     | SUEDAFRIKA             |           |
| -                  | -                 | -                      | -                     | -                            | -        | 6 592     | DARUNTER: JNB          |           |
| 2 252              | 21 608            | 2 687                  | 1 257                 | 672                          | -        | 135 831   | A F R I K A            |           |

5 PERSONENVERKEHR  
 5. 2 VERFLECHTUNG IM VERKEHR  
 5. 2. 2 AUSSTEIGER

| VON STRECKENHERKUNFTS-<br>LAND BZW. --- FLUGPLATZ | NACH STRECKEN    |                   |                 |                      |                     |                    |                    |
|---|------------------|-------------------|-----------------|----------------------|---------------------|--------------------|--------------------|
|   | HAMBURG<br>(HAM) | HANNOVER<br>(HAJ) | BREMEN<br>(BRE) | DUESSELDORF<br>(DUS) | KOELN/BONN<br>(CGN) | FRANKFURT<br>(FRA) | STUTTGART<br>(STR) |
| AUGSTEIGER  |                  |                   |                 |                      |                     |                    |                    |
| INGESAMT  |                  |                   |                 |                      |                     |                    |                    |
| KANADA  | -                | 477               | -               | 2 606                | 209                 | 34 804             | -                  |
| DARUNTER: YUL                                     | -                | -                 | -               | -                    | -                   | 3 162              | -                  |
| YYZ   | -                | 477               | -               | 2 464                | 209                 | 17 114             | -                  |
| YEG   | -                | -                 | -               | -                    | -                   | 1 195              | -                  |
| YVR   | -                | -                 | -               | 142                  | -                   | 9 850              | -                  |
| YYC   | -                | -                 | -               | -                    | -                   | 2 779              | -                  |
| USA   | 8 983            | 517               | -               | 22 245               | 2 001               | 225 225            | 5 446              |
| DARUNTER: NYC                                     | 7 165            | 517               | -               | 4 961                | 788                 | 55 088             | 2 454              |
| CHI   | -                | -                 | -               | 5 732                | -                   | 19 880             | -                  |
| BOS   | -                | -                 | -               | -                    | -                   | 15 709             | -                  |
| PHL   | -                | -                 | -               | -                    | -                   | 6 914              | -                  |
| BWI   | -                | -                 | -               | -                    | -                   | 2 174              | -                  |
| DCA   | -                | -                 | -               | -                    | 1 213               | 19 959             | -                  |
| DET   | -                | -                 | -               | -                    | -                   | 11 108             | -                  |
| PIT   | -                | -                 | -               | -                    | -                   | 5 338              | -                  |
| CVG   | -                | -                 | -               | -                    | -                   | 6 037              | -                  |
| CLE   | -                | -                 | -               | -                    | -                   | 1 246              | -                  |
| ATL   | 1 729            | -                 | -               | -                    | -                   | 11 521             | 2 931              |
| CLT   | -                | -                 | -               | -                    | -                   | 1 811              | -                  |
| MIA   | 89               | -                 | -               | 5 440                | -                   | 10 786             | -                  |
| CHS   | -                | -                 | -               | -                    | -                   | 1 469              | -                  |
| SJU   | -                | -                 | -               | -                    | -                   | 2 436              | -                  |
| ORL   | -                | -                 | -               | -                    | -                   | 2 405              | -                  |
| STL   | -                | -                 | -               | -                    | -                   | 2 030              | 61                 |
| DAL   | -                | -                 | -               | -                    | -                   | 13 809             | -                  |
| HOU   | -                | -                 | -               | -                    | -                   | 1 977              | -                  |
| SFO   | -                | -                 | -               | 1 876                | -                   | 13 877             | -                  |
| LAX   | -                | -                 | -               | 4 227                | -                   | 16 990             | -                  |
| MEXIKO  | -                | -                 | -               | 228                  | -                   | 4 449              | -                  |
| DARUNTER: MEX                                     | -                | -                 | -               | 706                  | 1 201               | 683                | -                  |
| KUBA  | -                | -                 | -               | 706                  | 1 201               | 683                | -                  |
| DARUNTER: HAV                                     | -                | -                 | -               | 860                  | -                   | -                  | -                  |
| JAMAICA   | -                | -                 | -               | -                    | -                   | -                  | -                  |
| DOMINIK. REP.                                     | 582              | -                 | -               | 2 392                | -                   | 2 089              | -                  |
| DARUNTER: SDQ                                     | -                | -                 | -               | -                    | -                   | 1 032              | -                  |
| POP   | 582              | -                 | -               | 2 392                | -                   | 1 057              | -                  |
| BARBADOS  | -                | -                 | -               | -                    | -                   | 415                | -                  |
| TRINID. U. TOB.                                   | -                | -                 | -               | -                    | -                   | 502                | -                  |
| ST. LUCIA   | -                | -                 | -               | -                    | -                   | 506                | -                  |
| KOLUMBIEN   | -                | -                 | -               | -                    | -                   | 2 514              | -                  |
| DARUNTER: BOG                                     | -                | -                 | -               | -                    | -                   | 2 368              | -                  |
| VENEZUELA   | -                | -                 | -               | 254                  | -                   | 2 716              | -                  |
| DARUNTER: CCS                                     | -                | -                 | -               | -                    | -                   | 2 716              | -                  |
| BRASIL IEN  | -                | -                 | -               | 254                  | -                   | 8 092              | -                  |
| DARUNTER: RIO                                     | -                | -                 | -               | -                    | -                   | 4 874              | -                  |
| SAO   | -                | -                 | -               | -                    | -                   | 2 744              | -                  |
| ECUADOR   | -                | -                 | -               | -                    | -                   | 1 085              | -                  |
| DARUNTER: UIO                                     | -                | -                 | -               | -                    | -                   | 1 085              | -                  |
| PERU  | -                | -                 | -               | -                    | -                   | 1 477              | -                  |
| DARUNTER: LIM                                     | -                | -                 | -               | -                    | -                   | 1 477              | -                  |
| PARAGUAY  | -                | -                 | -               | -                    | -                   | 258                | -                  |
| ARGENTINIEN                                       | -                | -                 | -               | -                    | -                   | 2 343              | -                  |
| DARUNTER: BUE                                     | -                | -                 | -               | -                    | -                   | 2 343              | -                  |
| CHILE   | -                | -                 | -               | -                    | -                   | 634                | -                  |
| A M E R I K A                                     | 9 565            | 994               | -               | 29 545               | 3 411               | 288 168            | 5 446              |
| LIBANON   | -                | -                 | -               | -                    | -                   | 968                | -                  |
| ISRAEL  | -                | -                 | -               | -                    | 943                 | 12 218             | 695                |
| DARUNTER: TLV                                     | -                | -                 | -               | -                    | 943                 | 12 218             | 695                |
| JORDANIEN   | -                | -                 | -               | -                    | -                   | 4 314              | -                  |
| DARUNTER: AMM                                     | -                | -                 | -               | -                    | -                   | 4 314              | -                  |
| SYRIEN  | -                | -                 | -               | -                    | -                   | 2 490              | -                  |
| DARUNTER: DAM                                     | -                | -                 | -               | -                    | -                   | 2 173              | -                  |
| IRAN  | -                | -                 | -               | -                    | -                   | 9 356              | -                  |
| DARUNTER: THR                                     | -                | -                 | -               | -                    | -                   | 9 356              | -                  |
| KUWEIT  | -                | -                 | -               | -                    | -                   | 212                | -                  |
| BAHRAIN   | -                | -                 | -               | -                    | -                   | 1 544              | -                  |
| DARUNTER: BAH                                     | -                | -                 | -               | -                    | -                   | 1 544              | -                  |
| KATAR   | -                | -                 | -               | -                    | -                   | 156                | -                  |
| SAUDI-ARAB  | -                | -                 | -               | -                    | -                   | 3 532              | -                  |
| DARUNTER: JED                                     | -                | -                 | -               | -                    | -                   | 1 084              | -                  |
| RUH   | -                | -                 | -               | -                    | -                   | 2 468              | -                  |
| JEM. ARAB. REP.                                   | -                | -                 | -               | -                    | -                   | 1 240              | -                  |
| DARUNTER: SAH                                     | -                | -                 | -               | -                    | -                   | 1 240              | -                  |
| OMAN  | -                | -                 | -               | -                    | -                   | 99                 | -                  |
| V. A. EMIRATE                                     | -                | -                 | -               | 193                  | -                   | 4 611              | -                  |
| DARUNTER: DXB                                     | -                | -                 | -               | -                    | -                   | 3 324              | -                  |
| AUH   | -                | -                 | -               | -                    | -                   | 1 258              | -                  |
| PAKISTAN  | -                | -                 | -               | -                    | -                   | 5 405              | -                  |
| DARUNTER: KHI                                     | -                | -                 | -               | -                    | -                   | 5 011              | -                  |
| BANGLADESCH                                       | -                | -                 | -               | -                    | -                   | 343                | -                  |
| INDIEN  | -                | -                 | -               | -                    | -                   | 23 850             | -                  |
| DARUNTER: DEL                                     | -                | -                 | -               | -                    | -                   | 13 360             | -                  |
| BOM   | -                | -                 | -               | -                    | -                   | 10 490             | -                  |
| NEPAL   | -                | -                 | -               | -                    | -                   | 1 323              | -                  |
| DARUNTER: KTM                                     | -                | -                 | -               | -                    | -                   | 1 323              | -                  |
| SRI LANKA   | -                | -                 | -               | 728                  | -                   | 1 363              | -                  |
| DARUNTER: CMB                                     | -                | -                 | -               | 728                  | -                   | 1 363              | -                  |
| MALEDIVEN   | -                | -                 | -               | -                    | -                   | -                  | -                  |
| DARUNTER: MLE                                     | -                | -                 | -               | -                    | -                   | -                  | -                  |
| THAILAND  | -                | -                 | -               | 1 838                | -                   | 13 207             | -                  |
| DARUNTER: BKK                                     | -                | -                 | -               | 1 726                | -                   | 13 207             | -                  |
| MALAYSIA  | -                | -                 | -               | -                    | -                   | 1 449              | -                  |

AUGUST 1990

MIT GEBIETEN AUSSERHALB DES BUNDESGBIETES

| ZIELFLUGPLATZ      |                   |                        |                      |                              |          | VON STRECKENHERKUNFTS- |                         |
|--------------------|-------------------|------------------------|----------------------|------------------------------|----------|------------------------|-------------------------|
| NUERNBERG<br>(NUE) | MUENCHEN<br>(MUC) | BERLIN (WEST)<br>(BER) | SAARBUECKEN<br>(SCN) | MUENSTER/<br>OSNABRUECK(FMO) | SONSTIGE | INSGESAMT              | LAND BZW. --- FLUGPLATZ |
| -                  | 3 591             | -                      | -                    | -                            | -        | 41 687                 | AUSSTEIGER              |
| -                  | 3 591             | -                      | -                    | -                            | -        | 3 162                  | KANADA                  |
| -                  | -                 | -                      | -                    | -                            | -        | 23 855                 | DARUNTER: YUL           |
| -                  | -                 | -                      | -                    | -                            | -        | 1 195                  | YYZ                     |
| -                  | -                 | -                      | -                    | -                            | -        | 9 992                  | YEG                     |
| -                  | -                 | -                      | -                    | -                            | -        | 2 779                  | YVR                     |
| -                  | -                 | -                      | -                    | -                            | -        | 291 674                | YYC                     |
| -                  | 23 860            | 3 397                  | -                    | -                            | -        | 83 069                 | USA                     |
| -                  | 9 427             | 2 669                  | -                    | -                            | -        | 31 625                 | DARUNTER: NYC           |
| -                  | 6 013             | -                      | -                    | -                            | -        | 16 190                 | CHI                     |
| -                  | 481               | -                      | -                    | -                            | -        | 6 914                  | BOS                     |
| -                  | -                 | -                      | -                    | -                            | -        | 2 174                  | PHL                     |
| -                  | -                 | -                      | -                    | -                            | -        | 21 172                 | BWI                     |
| -                  | -                 | -                      | -                    | -                            | -        | 11 108                 | DCA                     |
| -                  | -                 | -                      | -                    | -                            | -        | 5 338                  | DET                     |
| -                  | -                 | -                      | -                    | -                            | -        | 6 037                  | PIT                     |
| -                  | -                 | -                      | -                    | -                            | -        | 1 246                  | CVG                     |
| -                  | 5 177             | -                      | -                    | -                            | -        | 21 358                 | CLE                     |
| -                  | -                 | -                      | -                    | -                            | -        | 1 811                  | ATL                     |
| -                  | 940               | -                      | -                    | -                            | -        | 17 255                 | CLT                     |
| -                  | -                 | -                      | -                    | -                            | -        | 1 469                  | MIA                     |
| -                  | -                 | -                      | -                    | -                            | -        | 2 436                  | CHS                     |
| -                  | -                 | -                      | -                    | -                            | -        | 2 405                  | SJU                     |
| -                  | 45                | -                      | -                    | -                            | -        | 2 136                  | ORL                     |
| -                  | -                 | -                      | -                    | -                            | -        | 13 809                 | STL                     |
| -                  | -                 | -                      | -                    | -                            | -        | 1 977                  | DAL                     |
| -                  | 467               | -                      | -                    | -                            | -        | 16 220                 | HOU                     |
| -                  | 1 310             | 364                    | -                    | -                            | -        | 22 891                 | SFO                     |
| -                  | -                 | -                      | -                    | -                            | -        | 5 053                  | LAX                     |
| -                  | -                 | -                      | -                    | -                            | -        | 4 449                  | MEXIKO                  |
| -                  | 144               | -                      | -                    | -                            | -        | 2 734                  | DARUNTER: MEX           |
| -                  | 144               | -                      | -                    | -                            | -        | 2 734                  | KUBA                    |
| -                  | -                 | -                      | -                    | -                            | -        | 860                    | DARUNTER: WAW           |
| -                  | -                 | -                      | -                    | -                            | -        | 5 063                  | JAMAICA                 |
| -                  | -                 | -                      | -                    | -                            | -        | 1 032                  | DOMINIK. REP            |
| -                  | -                 | -                      | -                    | -                            | -        | 4 031                  | DARUNTER: SDQ           |
| -                  | -                 | -                      | -                    | -                            | -        | 415                    | POP                     |
| -                  | -                 | -                      | -                    | -                            | -        | 502                    | BARBADOS                |
| -                  | -                 | -                      | -                    | -                            | -        | 506                    | TRINID. U. TOB.         |
| -                  | -                 | -                      | -                    | -                            | -        | 2 514                  | ST. LUCIA               |
| -                  | -                 | -                      | -                    | -                            | -        | 2 368                  | KOLUMBIEN               |
| -                  | -                 | -                      | -                    | -                            | -        | 2 970                  | DARUNTER: BOG           |
| -                  | -                 | -                      | -                    | -                            | -        | 2 716                  | VENEZUELA               |
| -                  | 138               | -                      | -                    | -                            | -        | 8 484                  | DARUNTER: CCS           |
| -                  | -                 | -                      | -                    | -                            | -        | 4 874                  | BRASILLEN               |
| -                  | -                 | -                      | -                    | -                            | -        | 2 744                  | DARUNTER: RIO           |
| -                  | -                 | -                      | -                    | -                            | -        | 1 085                  | SAO                     |
| -                  | -                 | -                      | -                    | -                            | -        | 1 477                  | ECUADOR                 |
| -                  | -                 | -                      | -                    | -                            | -        | 1 477                  | DARUNTER: UIO           |
| -                  | -                 | -                      | -                    | -                            | -        | 258                    | PERU                    |
| -                  | -                 | -                      | -                    | -                            | -        | 2 343                  | DARUNTER: LIM           |
| -                  | -                 | -                      | -                    | -                            | -        | 2 343                  | PARAGUAY                |
| -                  | -                 | -                      | -                    | -                            | -        | 634                    | ARGENTINIEN             |
| -                  | -                 | -                      | -                    | -                            | -        | -                      | DARUNTER: BUE           |
| -                  | -                 | -                      | -                    | -                            | -        | -                      | CHILE                   |
| -                  | 27 733            | 3 397                  | -                    | -                            | -        | 368 259                | A M E R I K A           |
| -                  | -                 | -                      | -                    | -                            | -        | 968                    | LIBANON                 |
| -                  | 8 476             | -                      | -                    | -                            | -        | 22 332                 | ISRAEL                  |
| -                  | 8 476             | -                      | -                    | -                            | -        | 4 314                  | DARUNTER: TLV           |
| -                  | -                 | -                      | -                    | -                            | -        | 4 314                  | JORDANIEN               |
| -                  | 1 146             | -                      | -                    | -                            | -        | 3 636                  | DARUNTER: AMM           |
| -                  | 1 146             | -                      | -                    | -                            | -        | 3 319                  | SYRIEN                  |
| -                  | -                 | -                      | -                    | -                            | -        | 9 356                  | DARUNTER: DAM           |
| -                  | -                 | -                      | -                    | -                            | -        | 212                    | IRAN                    |
| -                  | -                 | -                      | -                    | -                            | -        | 1 544                  | DARUNTER: THR           |
| -                  | -                 | -                      | -                    | -                            | -        | 1 544                  | KUWEIT                  |
| -                  | -                 | -                      | -                    | -                            | -        | 156                    | BAHRAIN                 |
| -                  | -                 | -                      | -                    | -                            | -        | 3 532                  | DARUNTER: BAH           |
| -                  | -                 | -                      | -                    | -                            | -        | 1 064                  | KATAR                   |
| -                  | -                 | -                      | -                    | -                            | -        | 2 468                  | SAUDI-ARAB.             |
| -                  | -                 | -                      | -                    | -                            | -        | 1 240                  | DARUNTER: JED           |
| -                  | -                 | -                      | -                    | -                            | -        | 1 240                  | RUH                     |
| -                  | -                 | -                      | -                    | -                            | -        | 99                     | JEM. ARAB. REP.         |
| -                  | -                 | -                      | -                    | -                            | -        | 4 804                  | DARUNTER: SAH           |
| -                  | -                 | -                      | -                    | -                            | -        | 3 324                  | OMAN                    |
| -                  | -                 | -                      | -                    | -                            | -        | 1 258                  | V. A. EMIRATE           |
| -                  | -                 | -                      | -                    | -                            | -        | 5 405                  | DARUNTER: DXB           |
| -                  | -                 | -                      | -                    | -                            | -        | 5 011                  | AUH                     |
| -                  | -                 | -                      | -                    | -                            | -        | 343                    | PAKISTAN                |
| -                  | -                 | -                      | -                    | -                            | -        | 23 850                 | DARUNTER: KHI           |
| -                  | -                 | -                      | -                    | -                            | -        | 13 360                 | BANGLADESCH             |
| -                  | -                 | -                      | -                    | -                            | -        | 10 490                 | INDIEN                  |
| -                  | -                 | -                      | -                    | -                            | -        | 1 323                  | DARUNTER: DEL           |
| -                  | -                 | -                      | -                    | -                            | -        | 3 520                  | BOM                     |
| -                  | 1 429             | -                      | -                    | -                            | -        | 3 520                  | NEPAL                   |
| -                  | 1 429             | -                      | -                    | -                            | -        | 1 392                  | DARUNTER: KTM           |
| -                  | 1 392             | -                      | -                    | -                            | -        | 1 392                  | SRI LANKA               |
| -                  | 1 392             | -                      | -                    | -                            | -        | 15 677                 | DARUNTER: CMB           |
| -                  | 632               | -                      | -                    | -                            | -        | 15 426                 | MALEDIVEN               |
| -                  | 493               | -                      | -                    | -                            | -        | 1 449                  | DARUNTER: MLE           |
| -                  | -                 | -                      | -                    | -                            | -        | -                      | THAILAND                |
| -                  | -                 | -                      | -                    | -                            | -        | -                      | DARUNTER: BKK           |
| -                  | -                 | -                      | -                    | -                            | -        | -                      | MALAYSIA                |



5 PERSONENVERKEHR  
 -----  
 5. 2 VERFLECHTUNG IM VERKEHR  
 -----  
 5. 2. 2 AUSSTEIGER  
 -----

| VON STRECKENHERKUNFTS-        | NACH STRECKEN    |                   |                 |                      |                     |                    |                     |
|-------------------------------|------------------|-------------------|-----------------|----------------------|---------------------|--------------------|---------------------|
| LAND BZW.--- FLUGPLATZ        | HAMBURG<br>(HAM) | HANNOVER<br>(HAJ) | BREMEN<br>(BRE) | DUESSELDORF<br>(DUS) | KOELN/BONN<br>(CGN) | FRANKFURT<br>(FRA) | STUTT GART<br>(STR) |
| <b>AUSSTEIGER</b>             |                  |                   |                 |                      |                     |                    |                     |
| <b>INSGESAMT</b>              |                  |                   |                 |                      |                     |                    |                     |
| DARUNTER:KUL .....            | -                | -                 | -               | -                    | -                   | 1 449              | -                   |
| SINGAPUR .....                | -                | -                 | -               | -                    | -                   | 11 059             | -                   |
| DARUNTER:SIN .....            | -                | -                 | -               | -                    | -                   | 11 059             | -                   |
| BRUNEI .....                  | -                | -                 | -               | -                    | -                   | 402                | -                   |
| INDONESIEN .....              | -                | -                 | -               | -                    | -                   | 5 614              | -                   |
| DARUNTER:JKT .....            | -                | -                 | -               | -                    | -                   | 4 179              | -                   |
| DPS .....                     | -                | -                 | -               | -                    | -                   | 1 435              | -                   |
| PHILIPPINEN .....             | -                | -                 | -               | -                    | -                   | 3 907              | -                   |
| DARUNTER:MNL .....            | -                | -                 | -               | -                    | -                   | 3 907              | -                   |
| HONGKONG(BRIT) .....          | -                | -                 | -               | -                    | -                   | 14 495             | -                   |
| DARUNTER:HKG .....            | -                | -                 | -               | -                    | -                   | 14 495             | -                   |
| JAPAN .....                   | 189              | -                 | -               | 1 535                | -                   | 19 620             | -                   |
| DARUNTER:TYO .....            | 189              | -                 | -               | 1 535                | -                   | 17 347             | -                   |
| OSA .....                     | -                | -                 | -               | -                    | -                   | 2 273              | -                   |
| KOREA REP. ....               | -                | -                 | -               | -                    | -                   | 4 715              | -                   |
| DARUNTER:SEL .....            | -                | -                 | -               | -                    | -                   | 4 715              | -                   |
| CHINA .....                   | -                | -                 | -               | -                    | -                   | 4 018              | -                   |
| DARUNTER:PEK .....            | -                | -                 | -               | -                    | -                   | 4 018              | -                   |
| <b>A S I E N .....</b>        | <b>189</b>       | <b>-</b>          | <b>-</b>        | <b>4 294</b>         | <b>943</b>          | <b>151 510</b>     | <b>695</b>          |
| <b>AUSTRALIEN .....</b>       | <b>-</b>         | <b>-</b>          | <b>-</b>        | <b>-</b>             | <b>-</b>            | <b>6 887</b>       | <b>-</b>            |
| DARUNTER:SYD .....            | -                | -                 | -               | -                    | -                   | 4 880              | -                   |
| MEB .....                     | -                | -                 | -               | -                    | -                   | 2 007              | -                   |
| NEUSEELAND .....              | -                | -                 | -               | -                    | -                   | 394                | -                   |
| <b>AUSTRALIEN/OZEANIEN...</b> | <b>-</b>         | <b>-</b>          | <b>-</b>        | <b>-</b>             | <b>-</b>            | <b>7 281</b>       | <b>-</b>            |
| <b>I N S G E S A M T ..</b>   | <b>195 961</b>   | <b>97 315</b>     | <b>20 727</b>   | <b>479 611</b>       | <b>73 045</b>       | <b>1 153 807</b>   | <b>167 218</b>      |

AUGUST 1990

MIT GEBIETEN AUSSERHALB DES BUNDESGBIETES

| ZIELFLUGPLATZ      |                   |                        |                       |                              |          | VON STRECKENHERKUNFTS- |                         |
|--------------------|-------------------|------------------------|-----------------------|------------------------------|----------|------------------------|-------------------------|
| NUERNBERG<br>(NUE) | MUENCHEN<br>(MUC) | BERLIN (WEST)<br>(BER) | SAARBRUECKEN<br>(SCN) | MUENSTER/<br>OSNABRUECK(FMO) | SONSTIGE | INSGESAMT              | LAND BZW. --- FLUGPLATZ |
| -                  | -                 | -                      | -                     | -                            | -        | 1 449                  | AUSSTEIGER              |
| -                  | -                 | -                      | -                     | -                            | -        | 11 059                 | DARUNTER:KUL            |
| -                  | -                 | -                      | -                     | -                            | -        | 11 059                 | SINGAPUR                |
| -                  | -                 | -                      | -                     | -                            | -        | 402                    | DARUNTER:SIN            |
| -                  | -                 | -                      | -                     | -                            | -        | 5 614                  | BRUNEI                  |
| -                  | -                 | -                      | -                     | -                            | -        | 4 179                  | INDONESIEN              |
| -                  | -                 | -                      | -                     | -                            | -        | 1 435                  | DARUNTER:JKT            |
| -                  | -                 | -                      | -                     | -                            | -        | 3 907                  | DPS                     |
| -                  | -                 | -                      | -                     | -                            | -        | 3 907                  | PHILIPPINEN             |
| -                  | -                 | -                      | -                     | -                            | -        | 14 495                 | DARUNTER:MNL            |
| -                  | -                 | -                      | -                     | -                            | -        | 14 495                 | HONGKONG(BRIT)          |
| -                  | -                 | -                      | -                     | -                            | -        | 21 344                 | DARUNTER:HKG            |
| -                  | -                 | -                      | -                     | -                            | -        | 19 071                 | JAPAN                   |
| -                  | -                 | -                      | -                     | -                            | -        | 2 273                  | DARUNTER:TYO            |
| -                  | -                 | -                      | -                     | -                            | -        | 4 715                  | OSA                     |
| -                  | -                 | -                      | -                     | -                            | -        | 4 715                  | KOREA REP.              |
| -                  | -                 | -                      | -                     | -                            | -        | 4 018                  | DARUNTER:SEL            |
| -                  | -                 | -                      | -                     | -                            | -        | 4 018                  | CHINA                   |
| -                  | -                 | -                      | -                     | -                            | -        | 4 018                  | DARUNTER:PEK            |
| -                  | 13 075            | -                      | -                     | -                            | -        | 170 706                | A S I E N               |
| -                  | -                 | -                      | -                     | -                            | -        | 6 887                  | AUSTRALIEN              |
| -                  | -                 | -                      | -                     | -                            | -        | 4 880                  | DARUNTER:SYD            |
| -                  | -                 | -                      | -                     | -                            | -        | 2 007                  | MEB                     |
| -                  | -                 | -                      | -                     | -                            | -        | 394                    | NEUSEELAND              |
| -                  | -                 | -                      | -                     | -                            | -        | 7 281                  | AUSTRALIEN/OZEANIEN     |
| 35 618             | 355 433           | 91 862                 | 11 231                | 6 021                        | 54       | 2 687 903              | I N S G E S A M T       |

5 PERSONENVERKEHR  
 5. 2 VERFLECHTUNG IM VERKEHR  
 5. 2. 3 REISENDE

| NACH ENDTZIELLAND<br>BZW. ---FLUGPLATZ | VON HERKUNFTS    |                   |                 |                      |                     |                    |                    |
|--|------------------|-------------------|-----------------|----------------------|---------------------|--------------------|--------------------|
|  | HAMBURG<br>(HAM) | HANNOVER<br>(HAJ) | BREMEN<br>(BRE) | DUESSELDORF<br>(DUS) | KOELN/BONN<br>(CGN) | FRANKFURT<br>(FRA) | STUTTGART<br>(STR) |
| REISENDE                               |                  |                   |                 |                      |                     |                    |                    |
| INSGESAMT                              |                  |                   |                 |                      |                     |                    |                    |
| DDR U. BER(O)                          | 2 199            | 23                | 63              | 1 620                | 1 668               | 2 085              | 1 399              |
| DARUNTER: LEJ                          | 823              | 13                | 26              | 1 545                | 1 145               | 1 357              | 530                |
| DRS                                    | 1 376            | 10                | 8               | 75                   | 1 447               | 728                | 866                |
| FINNLAND                               | 4 509            | 127               | 21              | 1 524                | 176                 | 8 197              | 1 008              |
| DARUNTER: HEL                          | 4 050            | 119               | 20              | 1 360                | 175                 | 7 701              | 919                |
| SCHWEDEN                               | 4 540            | 409               | 43              | 4 246                | 205                 | 10 997             | 1 307              |
| DARUNTER: STO                          | 2 849            | 215               | 16              | 2 519                | 146                 | 7 133              | 825                |
| GOT                                    | 982              | 90                | 12              | 1 033                | 37                  | 2 699              | 328                |
| *SE                                    | 343              | 40                | 6               | 334                  | 9                   | 568                | 48                 |
| NORWEGEN                               | 3 879            | 245               | 53              | 2 069                | 419                 | 4 737              | 456                |
| DARUNTER: OSL                          | 2 701            | 145               | 43              | 1 412                | 369                 | 3 601              | 335                |
| BGO                                    | 660              | 21                | 4               | 265                  | 3                   | 3 240              | 58                 |
| DAENEMARK                              | 2 758            | 546               | 125             | 4 058                | 276                 | 7 834              | 1 151              |
| DARUNTER: CPH                          | 2 114            | 486               | 112             | 3 327                | 265                 | 6 932              | 977                |
| RNN                                    | 450              | 10                | 2               | 268                  | -                   | 115                | 33                 |
| *DK                                    | 95               | 24                | 7               | 320                  | 6                   | 577                | 99                 |
| GR BRITANNIEN                          | 19 639           | 11 287            | 4 162           | 41 147               | 10 900              | 65 168             | 10 781             |
| DARUNTER: LON                          | 16 088           | 8 116             | 3 623           | 24 800               | 9 305               | 52 053             | 8 647              |
| BHX                                    | 910              | 922               | 37              | 4 908                | 911                 | 3 616              | 1 118              |
| MAN                                    | 1 604            | 923               | 180             | 6 472                | 121                 | 6 187              | 337                |
| NCL                                    | 79               | 42                | 36              | 193                  | 39                  | 587                | 51                 |
| GLA                                    | 274              | 404               | 46              | 1 867                | 60                  | 1 403              | 149                |
| EDI                                    | 262              | 502               | 44              | 788                  | 308                 | 388                | 193                |
| BFS                                    | 61               | 50                | 11              | 279                  | 49                  | 266                | 45                 |
| BRS                                    | 19               | 148               | 12              | 1 213                | -                   | 25                 | 21                 |
| *GB                                    | 160              | 128               | 101             | 235                  | 56                  | 424                | 95                 |
| IRLAND                                 | 1 092            | 98                | 76              | 4 613                | 93                  | 6 539              | 666                |
| DARUNTER: DUB                          | 864              | 83                | 63              | 2 900                | 68                  | 4 966              | 274                |
| SNN                                    | 82               | 9                 | 2               | 1 227                | 9                   | 1 056              | 370                |
| ISLAND                                 | 1 059            | 16                | 13              | 113                  | 426                 | 1 711              | 233                |
| DARUNTER: KEF                          | 1 041            | -                 | 5               | 85                   | 281                 | 1 566              | 192                |
| NIEDERLANDE                            | 3 874            | 1 138             | 805             | 1 158                | 31                  | 13 688             | 1 502              |
| DARUNTER: AMS                          | 3 044            | 1 138             | 792             | 1 130                | 31                  | 13 649             | 1 502              |
| BELGIEN                                | 1 912            | 564               | 210             | 699                  | 15                  | 10 617             | 1 306              |
| DARUNTER: BRU                          | 1 867            | 564               | 185             | 698                  | 15                  | 10 616             | 1 306              |
| LUXEMBURG                              | 245              | 51                | 28              | 20                   | 2                   | 3 511              | 16                 |
| DARUNTER: LUX                          | 245              | 51                | 28              | 20                   | 2                   | 3 511              | 16                 |
| FRANKREICH                             | 6 777            | 2 230             | 1 052           | 11 388               | 2 938               | 26 466             | 4 586              |
| DARUNTER: PAR                          | 4 931            | 1 573             | 855             | 6 978                | 2 277               | 18 609             | 3 451              |
| BOD                                    | 96               | 17                | 16              | 98                   | 52                  | 786                | 48                 |
| LYS                                    | 124              | 61                | 41              | 744                  | 44                  | 1 444              | 54                 |
| MRS                                    | 125              | 26                | 19              | 57                   | 238                 | 402                | 25                 |
| NCE                                    | 927              | 168               | 76              | 1 484                | 120                 | 3 037              | 543                |
| CLY                                    | 336              | 319               | -               | 952                  | 105                 | 688                | 2                  |
| BIA                                    | 8                | 1                 | -               | 393                  | 5                   | 662                | 326                |
| *FR                                    | 127              | 44                | 23              | 516                  | 58                  | 431                | 95                 |
| SPANIEN                                | 39 737           | 27 792            | 7 379           | 145 714              | 21 480              | 91 976             | 41 195             |
| DARUNTER: MAD                          | 962              | 173               | 114             | 2 056                | 213                 | 8 835              | 845                |
| BCN                                    | 1 250            | 329               | 128             | 2 937                | 153                 | 7 521              | 1 008              |
| GRO                                    | -                | 357               | -               | 1 592                | -                   | 759                | -                  |
| VLC                                    | 89               | 82                | 40              | 486                  | 86                  | 2 407              | 204                |
| ALC                                    | 564              | 314               | 2               | 4 341                | 7                   | 1 771              | 62                 |
| LEI                                    | 764              | 409               | -               | 3 991                | -                   | 1 497              | 397                |
| AGP                                    | 2 265            | 734               | 31              | 7 134                | 21                  | 3 648              | 862                |
| SVQ                                    | 130              | 242               | 6               | 453                  | 13                  | 1 211              | 621                |
| *EI                                    | 147              | 13                | 11              | 565                  | 5                   | 1 549              | 460                |
| PMI                                    | 19 038           | 14 231            | 5 432           | 65 445               | 12 537              | 33 678             | 20 568             |
| IBZ                                    | 3 435            | 2 365             | 790             | 16 567               | 2 859               | 7 601              | 4 218              |
| MAH                                    | 1 337            | 668               | -               | 3 346                | 472                 | 2 301              | 2 465              |
| LPA                                    | 3 787            | 3 388             | 609             | 13 751               | 2 097               | 7 907              | 3 554              |
| TCI                                    | 2 271            | 1 921             | 200             | 7 497                | 1 715               | 5 284              | 2 368              |
| FUE                                    | 1 545            | 1 117             | -               | 8 109                | 531                 | 3 572              | 2 091              |
| ACE                                    | 1 946            | 1 416             | 1               | 6 240                | 750                 | 2 132              | 1 395              |
| *E3                                    | 158              | -                 | -               | 1 115                | -                   | -                  | -                  |
| PORTUGAL                               | 3 900            | 1 576             | 159             | 11 054               | 1 923               | 15 065             | 3 441              |
| DARUNTER: LIS                          | 1 003            | 128               | 97              | 2 039                | 99                  | 5 862              | 477                |
| OPO                                    | 190              | 86                | 44              | 985                  | 75                  | 2 417              | 213                |
| FAO                                    | 2 359            | 1 360             | 17              | 7 161                | 1 749               | 4 913              | 2 723              |
| FNC                                    | 319              | 2                 | 1               | 856                  | -                   | 1 724              | 23                 |
| MALTA                                  | 1 103            | 27                | 22              | 2 706                | 1 016               | 3 865              | 1 132              |
| DARUNTER: MLA                          | 1 103            | 27                | 22              | 2 706                | 1 016               | 3 865              | 1 132              |
| GIBRALT (BRIT)                         | -                | -                 | -               | 1                    | -                   | 12                 | -                  |
| SCHWEIZ                                | 6 107            | 1 979             | 1 311           | 11 429               | 3 172               | 23 558             | 1 855              |
| DARUNTER: ZRH                          | 4 423            | 1 707             | 1 089           | 8 387                | 2 638               | 15 090             | 1 072              |
| GVA                                    | 892              | 145               | 103             | 1 843                | 458                 | 6 989              | 739                |
| BSL                                    | 733              | 107               | 111             | 1 245                | 56                  | 1 380              | 17                 |
| OESTERREICH                            | 2 308            | 1 279             | 729             | 6 339                | 1 536               | 29 738             | 2 236              |
| DARUNTER: VIE                          | 1 701            | 891               | 481             | 4 912                | 1 247               | 19 292             | 2 028              |
| INN                                    | 46               | 26                | 12              | 64                   | 29                  | 970                | 6                  |
| LNZ                                    | 141              | 100               | 36              | 588                  | 19                  | 2 416              | 29                 |
| SZG                                    | 194              | 123               | 107             | 296                  | 122                 | 2 798              | 23                 |
| GRZ                                    | 129              | 93                | 63              | 299                  | 48                  | 2 929              | 123                |
| KLU                                    | 93               | 46                | 30              | 180                  | 63                  | 1 275              | 23                 |
| ITALIEN                                | 4 901            | 2 050             | 662             | 12 309               | 1 872               | 46 372             | 5 086              |
| DARUNTER: ROM                          | 629              | 165               | 122             | 1 453                | 299                 | 8 944              | 670                |
| MIL                                    | 1 480            | 361               | 175             | 3 387                | 386                 | 15 128             | 827                |
| VCE                                    | 507              | 193               | 121             | 784                  | 173                 | 5 310              | 344                |
| VRN                                    | 516              | 503               | 30              | 190                  | -                   | 18                 | 2                  |
| TRN                                    | 41               | 48                | 59              | 64                   | 166                 | 2 155              | 160                |
| GOA                                    | 97               | 11                | 32              | 61                   | 10                  | 860                | 30                 |
| FLR                                    | 47               | 24                | 9               | 99                   | 75                  | 76                 | 1                  |
| BLQ                                    | 58               | 38                | 14              | 80                   | 33                  | 1 705              | 10                 |
| PSA                                    | 84               | 23                | 40              | 122                  | 36                  | 1 916              | 56                 |
| NAP                                    | 846              | 507               | 22              | 2 539                | 450                 | 3 395              | 1 242              |
| BRI                                    | 43               | 108               | 1               | 104                  | 5                   | 818                | 25                 |

AUGUST 1990

MIT GEBIETEN AUSSERHALB DES BUNDESGBIETES

| FLUGPLATZ          |                   |                        |                       |                              |          |           | NACH ENDSZIELLAND |               |
|--------------------|-------------------|------------------------|-----------------------|------------------------------|----------|-----------|-------------------|---------------|
| NUERNBERG<br>(NUE) | MUENCHEN<br>(MUC) | BERLIN (WEST)<br>(BER) | SAARBRUECKEN<br>(SCN) | MUENSTER/<br>OSNABRUECK(FMO) | SONSTIGE | INSGESAMT | BZW. -- FLUGPLATZ |               |
|                    |                   |                        |                       |                              |          |           |                   | REISENDE      |
|                    |                   |                        |                       |                              |          |           |                   | INSGESAMT     |
| 12                 | 1 145             | 1                      | 13                    | 8                            | 5        | 10 241    |                   | DDR U.BER(O)  |
| 10                 | 588               | 1                      | 12                    | 8                            | 5        | 5 063     |                   | DARUNTER:LEJ  |
| 2                  | 549               | -                      | 1                     | -                            | -        | 5 062     |                   | DRS           |
| 235                | 2 788             | 351                    | 17                    | 9                            | 3        | 18 965    |                   | FINNLAND      |
| 223                | 2 612             | 351                    | 14                    | 9                            | 1        | 17 554    |                   | DARUNTER:HEL  |
| 269                | 2 523             | 957                    | 30                    | 9                            | 4        | 25 539    |                   | SCHWEDEN      |
| 212                | 1 895             | 843                    | 15                    | 5                            | -        | 16 673    |                   | DARUNTER:STO  |
| 54                 | 367               | 86                     | 8                     | 2                            | 4        | 5 702     |                   | GOT           |
| -                  | 101               | 2                      | -                     | 2                            | -        | 1 453     |                   | *SE           |
| 92                 | 1 314             | 623                    | 7                     | 4                            | 1        | 13 899    |                   | NORWEGEN      |
| 88                 | 1 078             | 574                    | 5                     | 4                            | -        | 10 355    |                   | DARUNTER:OSL  |
| -                  | 97                | 47                     | 2                     | -                            | -        | 1 397     |                   | BGO           |
| 332                | 2 519             | 1 391                  | 26                    | 8                            | 6        | 21 040    |                   | DAENEMARK     |
| 327                | 2 167             | 1 185                  | 37                    | 8                            | 6        | 17 933    |                   | DARUNTER:CPH  |
| 4                  | 33                | 186                    | -                     | -                            | -        | 1 101     |                   | RNN           |
| -                  | 141               | 17                     | 8                     | -                            | -        | 1 294     |                   | *DK           |
| 3 338              | 48 078            | 16 136                 | 122                   | 400                          | 10       | 231 168   |                   | GR BRITANNIEN |
| 2 797              | 37 757            | 15 315                 | 59                    | 305                          | 5        | 178 870   |                   | DARUNTER: *GN |
| 193                | 2 232             | 32                     | 30                    | 3                            | 2        | 14 914    |                   | BHK           |
| 195                | 5 046             | 519                    | 25                    | 91                           | 2        | 21 702    |                   | MAN           |
| 13                 | 60                | -                      | 1                     | 1                            | -        | 1 102     |                   | NCL           |
| 62                 | 1 053             | 254                    | 5                     | 1                            | -        | 5 577     |                   | GLA           |
| 44                 | 306               | 4                      | -                     | -                            | -        | 2 839     |                   | EDI           |
| 11                 | 568               | 2                      | -                     | -                            | -        | 1 342     |                   | BFS           |
| -                  | 501               | 1                      | -                     | -                            | -        | 1 940     |                   | BRS           |
| 11                 | 176               | 2                      | 2                     | -                            | -        | 1 390     |                   | *GB           |
| 148                | 4 617             | 164                    | -                     | 1                            | -        | 18 107    |                   | IRLAND        |
| 148                | 4 017             | 137                    | -                     | 1                            | -        | 13 521    |                   | DARUNTER:DUB  |
| -                  | 536               | 24                     | -                     | -                            | -        | 3 315     |                   | SNN           |
| 16                 | 109               | 40                     | -                     | -                            | 47       | 3 783     |                   | ISLAND        |
| -                  | 8                 | 24                     | -                     | -                            | -        | 3 202     |                   | DARUNTER:KEF  |
| 930                | 4 380             | 2 119                  | 24                    | 78                           | 7        | 29 734    |                   | NIEDERLANDE   |
| 914                | 4 337             | 2 114                  | 24                    | 78                           | 7        | 28 760    |                   | DARUNTER:AMS  |
| 567                | 3 172             | 828                    | 6                     | 3                            | 1        | 19 900    |                   | BELGIEN       |
| 567                | 3 172             | 828                    | 6                     | 3                            | 1        | 19 828    |                   | DARUNTER:BRU  |
| 31                 | 387               | 87                     | -                     | -                            | -        | 4 378     |                   | LUXEMBURG     |
| 31                 | 387               | 87                     | -                     | -                            | -        | 4 378     |                   | DARUNTER:LUX  |
| 1 534              | 14 522            | 7 287                  | 54                    | 278                          | 2        | 79 114    |                   | FRANKREICH    |
| 1 367              | 8 812             | 5 524                  | 8                     | 221                          | -        | 54 606    |                   | DARUNTER:PAR  |
| 8                  | 139               | 87                     | -                     | 5                            | -        | 1 352     |                   | BOD           |
| 29                 | 632               | 276                    | 2                     | 26                           | 2        | 3 479     |                   | LYS           |
| 4                  | 131               | 56                     | -                     | -                            | -        | 1 083     |                   | MRS           |
| 61                 | 2 786             | 525                    | 5                     | 15                           | -        | 9 747     |                   | NCE           |
| 1                  | 3                 | -                      | -                     | -                            | -        | 2 406     |                   | CLY           |
| -                  | 380               | 538                    | -                     | -                            | -        | 2 313     |                   | BIA           |
| 61                 | 1 479             | 200                    | 39                    | 11                           | -        | 3 084     |                   | *FR           |
| 12 360             | 46 536            | 21 573                 | 5 976                 | 3 393                        | 9        | 465 120   |                   | SPANIEN       |
| 153                | 2 570             | 465                    | 19                    | 22                           | 6        | 16 433    |                   | DARUNTER:MAD  |
| 97                 | 2 588             | 457                    | 11                    | 24                           | 1        | 16 504    |                   | BCN           |
| -                  | 621               | -                      | -                     | -                            | -        | 3 329     |                   | GRO           |
| 49                 | 248               | 69                     | 9                     | 29                           | -        | 3 798     |                   | VLC           |
| 8                  | 1 286             | 645                    | -                     | 3                            | -        | 9 003     |                   | ALC           |
| -                  | 1 763             | 563                    | -                     | -                            | -        | 9 384     |                   | LEI           |
| 49                 | 2 548             | 957                    | 2                     | 1                            | 1        | 18 253    |                   | AGP           |
| 10                 | 129               | 418                    | -                     | 5                            | -        | 3 238     |                   | SVQ           |
| 7                  | 227               | 48                     | 1                     | -                            | -        | 3 034     |                   | *EI           |
| 6 297              | 14 689            | 10 907                 | 3 832                 | 3 154                        | 1        | 209 808   |                   | PMI           |
| 1 548              | 5 115             | 1 478                  | 1 026                 | 73                           | -        | 47 075    |                   | JBZ           |
| 583                | 1 700             | 846                    | 59                    | 71                           | -        | 13 848    |                   | MAH           |
| 1 696              | 5 117             | 1 844                  | 851                   | 2                            | -        | 44 603    |                   | LPA           |
| 915                | 3 245             | 1 007                  | 163                   | 2                            | -        | 26 588    |                   | TCT           |
| 586                | 2 046             | 1 019                  | 2                     | -                            | -        | 20 618    |                   | FUE           |
| 344                | 1 868             | 646                    | -                     | -                            | -        | 16 738    |                   | ACE           |
| -                  | 687               | 204                    | -                     | -                            | -        | 2 164     |                   | *E3           |
| 912                | 7 411             | 2 066                  | 19                    | 27                           | 7        | 47 560    |                   | PORTUGAL      |
| 95                 | 2 056             | 211                    | 16                    | 13                           | 7        | 12 103    |                   | DARUNTER:LIS  |
| 57                 | 251               | 43                     | 3                     | 13                           | -        | 4 377     |                   | OPO           |
| 749                | 4 313             | 1 791                  | -                     | -                            | -        | 27 135    |                   | FAO           |
| 11                 | 707               | 13                     | -                     | -                            | -        | 3 656     |                   | FNC           |
| 17                 | 4 571             | 648                    | 1                     | 10                           | 1        | 15 119    |                   | MALTA         |
| 17                 | 4 571             | 648                    | 1                     | 10                           | 1        | 15 119    |                   | DARUNTER:MLA  |
| -                  | -                 | -                      | -                     | -                            | -        | 13        |                   | GIBRALT(BRIT) |
| 1 257              | 9 641             | 5 345                  | 33                    | 745                          | 11       | 66 443    |                   | SCHWEIZ       |
| 1 069              | 6 175             | 4 490                  | 22                    | 708                          | 10       | 46 880    |                   | DARUNTER:ZRH  |
| 124                | 1 972             | 461                    | 11                    | 23                           | 1        | 13 561    |                   | GVA           |
| 49                 | 1 406             | 374                    | -                     | 10                           | -        | 5 488     |                   | BSL           |
| 652                | 5 318             | 1 972                  | 101                   | 292                          | 3        | 52 503    |                   | OESTERREICH   |
| 583                | 5 048             | 655                    | 66                    | 159                          | 2        | 37 065    |                   | DARUNTER:VIE  |
| -                  | 1                 | 33                     | 3                     | 26                           | -        | 1 216     |                   | INN           |
| 18                 | 4                 | 83                     | 14                    | 19                           | -        | 3 467     |                   | LNZ           |
| 4                  | 7                 | 673                    | 5                     | 45                           | -        | 4 397     |                   | SZG           |
| 42                 | 206               | 89                     | 10                    | 19                           | 1        | 4 051     |                   | GRZ           |
| 5                  | 51                | 439                    | 3                     | 24                           | -        | 2 232     |                   | KLU           |
| 702                | 15 394            | 3 153                  | 64                    | 157                          | 3        | 92 725    |                   | ITALIEN       |
| 87                 | 3 411             | 364                    | 9                     | 14                           | 1        | 16 168    |                   | DARUNTER:ROM  |
| 179                | 2 151             | 479                    | 25                    | 63                           | 1        | 24 642    |                   | MIL           |
| 36                 | 1 327             | 676                    | 6                     | 23                           | -        | 9 500     |                   | VCE           |
| -                  | -                 | -                      | -                     | -                            | -        | 1 259     |                   | VRN           |
| 26                 | 404               | 40                     | 3                     | 10                           | -        | 3 176     |                   | TRN           |
| 12                 | 39                | 49                     | 3                     | 2                            | -        | 1 206     |                   | GOA           |
| -                  | 803               | 27                     | -                     | 1                            | -        | 1 162     |                   | FLR           |
| 7                  | 224               | 65                     | 3                     | 4                            | -        | 2 241     |                   | BLQ           |
| 8                  | 75                | 86                     | 2                     | 4                            | -        | 2 453     |                   | PSA           |
| 131                | 1 840             | 674                    | 3                     | 3                            | 1        | 11 652    |                   | NAP           |
| 12                 | 160               | 33                     | -                     | 4                            | -        | 1 313     |                   | BRI           |

5 PERSONENVERKEHR  
 5. 2 VERFLECHTUNG IM VERKEHR  
 5. 2. 3 REISENDE

| NACH ENDTIELLAND<br>BZW. ---FLUGPLATZ | VON HERRUNFTS    |                   |                 |                      |                     |                    |                     |
|---------------------------------------|------------------|-------------------|-----------------|----------------------|---------------------|--------------------|---------------------|
|                                       | HAMBURG<br>(HAM) | HANNOVER<br>(HAJ) | BREMEN<br>(BRE) | DUESSELDORF<br>(DUS) | KOELN/BONN<br>(CGN) | FRANKFURT<br>(FRA) | STUTTIGART<br>(STR) |
| REISENDE                              |                  |                   |                 |                      |                     |                    |                     |
| INSGESAMT                             |                  |                   |                 |                      |                     |                    |                     |
| SUF                                   | -                | 3                 | -               | 13                   | -                   | 233                | 109                 |
| CAG                                   | 31               | 15                | 5               | 71                   | 4                   | 452                | 38                  |
| OLB                                   | 58               | 15                | 4               | 79                   | 21                  | 927                | 46                  |
| PWO                                   | 19               | -                 | -               | 200                  | 153                 | 200                | 466                 |
| CTA                                   | 361              | 31                | 23              | 2 036                | 40                  | 3 407              | 990                 |
| GRIECHENLAND                          | 18 471           | 6 758             | 812             | 65 274               | 3 326               | 40 503             | 20 734              |
| DARUNTER:ATH                          | 2 993            | 300               | 200             | 6 718                | 948                 | 13 510             | 2 725               |
| SKG                                   | 1 964            | 183               | 93              | 6 597                | 105                 | 4 797              | 3 293               |
| CFU                                   | 1 301            | 979               | -               | 5 005                | -                   | 2 116              | 1 802               |
| JSI                                   | -                | -                 | -               | 801                  | -                   | 311                | 253                 |
| ZTH                                   | -                | -                 | -               | 1 316                | -                   | 523                | -                   |
| JMK                                   | -                | -                 | -               | 1 483                | -                   | 20                 | -                   |
| SMI                                   | 1 006            | -                 | -               | 2 708                | -                   | 722                | 319                 |
| JTR                                   | -                | -                 | -               | 580                  | -                   | 40                 | 282                 |
| KGS                                   | 2 208            | 627               | -               | 5 371                | -                   | 1 667              | 1 758               |
| RHO                                   | 2 749            | 1 616             | -               | 11 007               | 1 199               | 3 237              | 2 807               |
| CHQ                                   | 713              | -                 | -               | 1 881                | -                   | 1 997              | 848                 |
| HER                                   | 5 278            | 2 841             | 518             | 16 734               | 1 074               | 9 956              | 6 402               |
| KVA                                   | -                | -                 | -               | 1 149                | -                   | 1                  | 1                   |
| MJT                                   | -                | -                 | -               | 1 310                | -                   | 473                | 1                   |
| *GR                                   | 259              | 212               | 1               | 2 614                | -                   | 1 133              | 243                 |
| TUERKEI                               | 15 399           | 12 106            | 1 205           | 41 660               | 6 860               | 41 157             | 23 798              |
| DARUNTER:ANK                          | 899              | 1 239             | 19              | 3 541                | 779                 | 5 159              | 2 148               |
| IST                                   | 3 091            | 2 820             | 336             | 10 563               | 3 041               | 15 096             | 7 577               |
| IZM                                   | 2 830            | 2 773             | 19              | 7 398                | 644                 | 4 472              | 2 924               |
| DLM                                   | 1 608            | 806               | -               | 4 974                | 209                 | 3 295              | 2 702               |
| AYT                                   | 6 722            | 4 393             | 831             | 15 181               | 2 187               | 12 613             | 8 447               |
| *TR                                   | 249              | 75                | -               | 3                    | -                   | 520                | -                   |
| ZYPERN                                | 870              | 361               | 19              | 2 188                | 44                  | 1 884              | 348                 |
| DARUNTER:LCA                          | 624              | 361               | 19              | 1 920                | 44                  | 1 615              | 348                 |
| PFO                                   | 104              | -                 | -               | 150                  | -                   | 237                | -                   |
| JUGOSLAWIEN                           | 4 884            | 4 767             | 77              | 15 608               | 2 472               | 16 417             | 4 922               |
| DARUNTER:BEG                          | 569              | 364               | 44              | 1 027                | 48                  | 4 430              | 616                 |
| ZAG                                   | 667              | 222               | 23              | 2 545                | 37                  | 3 358              | 860                 |
| LJU                                   | 41               | 7                 | 2               | 63                   | 24                  | 488                | 10                  |
| PUY                                   | 252              | 381               | -               | 618                  | 154                 | 408                | 172                 |
| SPU                                   | 1 528            | 1 678             | 4               | 4 219                | 968                 | 3 057              | 1 041               |
| DBV                                   | 818              | 717               | -               | 2 863                | 383                 | 2 153              | 704                 |
| TIV                                   | 757              | 1 145             | -               | 2 315                | 400                 | 2 159              | 1 422               |
| *YU                                   | 252              | 253               | 4               | 1 958                | 418                 | 384                | 97                  |
| UNGARN                                | 799              | 230               | 109             | 1 389                | 995                 | 6 436              | 791                 |
| DARUNTER:BUD                          | 799              | 230               | 109             | 1 389                | 995                 | 6 436              | 791                 |
| ALBANIEN                              | 1                | 2                 | -               | 10                   | 3                   | 40                 | 11                  |
| TSSCHECHOSLOW                         | 368              | 68                | 25              | 622                  | 443                 | 6 261              | 67                  |
| DARUNTER:PRG                          | 360              | 68                | 25              | 622                  | 428                 | 6 158              | 67                  |
| RUMAENIEN                             | 31               | 5                 | 11              | 689                  | 41                  | 3 356              | 21                  |
| DARUNTER:BUH                          | 31               | 5                 | 8               | 180                  | 41                  | 2 545              | 20                  |
| CND                                   | -                | -                 | 2               | 509                  | -                   | 701                | 1                   |
| BULGARIEN                             | 1 113            | 1 675             | 6               | 3 685                | 726                 | 5 353              | 2 383               |
| DARUNTER:SOF                          | 112              | 10                | 6               | 101                  | 26                  | 1 766              | 17                  |
| VAR                                   | 516              | 920               | -               | 1 725                | 339                 | 1 847              | 1 644               |
| BOJ                                   | 485              | 745               | -               | 1 859                | 361                 | 1 488              | 722                 |
| POLEN                                 | 971              | 74                | 33              | 929                  | 427                 | 6 555              | 220                 |
| DARUNTER:WAW                          | 507              | 74                | 33              | 902                  | 322                 | 5 738              | 78                  |
| SOWJETUNION                           | 1 911            | 1 157             | 45              | 2 661                | 257                 | 12 048             | 485                 |
| DARUNTER:MOW                          | 661              | 237               | 40              | 1 537                | 254                 | 8 880              | 168                 |
| LED                                   | 725              | 1                 | 2               | 247                  | 2                   | 1 334              | 9                   |
| *SU                                   | 171              | 312               | 3               | 857                  | -                   | 1 450              | 1                   |
| E U R O P A                           | 155 357          | 78 640            | 19 255          | 396 922              | 63 742              | 512 146            | 133 136             |
| DARUNTER:EG-LAENDER                   | 103 306          | 54 090            | 15 470          | 297 435              | 42 856              | 327 751            | 90 464              |
| AEGYPTEN                              | 410              | 99                | 78              | 1 695                | 537                 | 6 453              | 700                 |
| DARUNTER:CAI                          | 258              | 95                | 72              | 678                  | 255                 | 5 440              | 452                 |
| LXR                                   | 90               | -                 | -               | 919                  | -                   | 134                | -                   |
| HRG                                   | 34               | -                 | -               | 66                   | 276                 | 97                 | 34                  |
| LIBYEN                                | 30               | 44                | 33              | 107                  | 50                  | 1 630              | 23                  |
| DARUNTER:TIP                          | 30               | 44                | 33              | 101                  | 44                  | 1 504              | 23                  |
| TUNESIEN                              | 3 596            | 3 530             | 872             | 11 659               | 1 664               | 14 031             | 7 638               |
| DARUNTER:TUN                          | 369              | 226               | 34              | 1 578                | 107                 | 2 501              | 612                 |
| DJE                                   | 802              | 551               | -               | 2 666                | 268                 | 3 152              | 1 745               |
| MIR                                   | 2 425            | 2 753             | 838             | 7 414                | 1 289               | 8 376              | 5 281               |
| ALGERIEN                              | 70               | 35                | 28              | 82                   | 62                  | 1 418              | 54                  |
| DARUNTER:ALG                          | 58               | 35                | 26              | 61                   | 50                  | 1 371              | 53                  |
| MAROKKO                               | 686              | 477               | 32              | 3 574                | 30                  | 2 598              | 38                  |
| DARUNTER:CAS                          | 54               | 27                | 20              | 213                  | 21                  | 910                | 28                  |
| AGA                                   | 611              | 436               | -               | 2 802                | -                   | 1 064              | 2                   |
| MAURETANIEN                           | 1                | -                 | -               | 5                    | 2                   | 8                  | 2                   |
| MALI                                  | 3                | 3                 | -               | 5                    | 2                   | 8                  | 8                   |
| KAP VERDE                             | 7                | -                 | 1               | 1                    | -                   | 11                 | 1                   |
| SENEGAL                               | 7                | 40                | 2               | 99                   | 7                   | 496                | 4                   |
| GAMBIA                                | 9                | -                 | 1               | 22                   | 1                   | 200                | 5                   |
| GUINEA-BISSAU                         | -                | -                 | -               | -                    | -                   | 9                  | -                   |
| GUINEA                                | 5                | 2                 | 2               | 2                    | -                   | 23                 | 2                   |
| SIERRA LEONE                          | 6                | -                 | 1               | 3                    | -                   | 27                 | 1                   |
| ELFENB.KUESTE                         | 21               | 3                 | 10              | 12                   | 13                  | 33                 | 12                  |
| BURKINA FASO                          | 2                | 1                 | 1               | 2                    | 2                   | 17                 | 9                   |
| NIGER                                 | -                | -                 | -               | -                    | 1                   | 12                 | 7                   |
| TSCHAD                                | -                | -                 | -               | 1                    | 2                   | 3                  | 9                   |
| GHANA                                 | 68               | 17                | 9               | 505                  | 9                   | 94                 | 46                  |
| TOGO                                  | 14               | -                 | 13              | 30                   | 8                   | 30                 | 18                  |
| BENIN                                 | -                | -                 | -               | 12                   | 12                  | 10                 | 5                   |
| NIGERIA                               | 231              | 60                | 48              | 161                  | 23                  | 2 246              | 62                  |
| DARUNTER:LOS                          | 224              | 59                | 47              | 155                  | 23                  | 2 231              | 58                  |

AUGUST 1990

MIT GEBIETEN AUSSERHALB DES BUNDESGBIETES

| FLUGPLATZ          |                   |                        |                       |                              |          |           | NACH ENDZIELLAND     |     |
|--------------------|-------------------|------------------------|-----------------------|------------------------------|----------|-----------|----------------------|-----|
| NUERNBERG<br>(NUE) | MUENCHEN<br>(MUC) | BERLIN (WEST)<br>(BER) | SAARBRUECKEN<br>(SCN) | MUENSTER/<br>OSNABRUECK(FMO) | SONSTIGE | INSGESAMT | BZM. -- FLUGPLATZ    |     |
| -                  | 945               | -                      | 1                     | -                            | -        | 1 304     | REISENDE             | SUF |
| 7                  | 579               | -                      | 3                     | -                            | -        | 1 205     | -----                | CAG |
| 10                 | 797               | 234                    | -                     | 3                            | -        | 2 194     | -----                | OLB |
| -                  | 224               | -                      | -                     | -                            | -        | 1 262     | -----                | PMO |
| 187                | 1 600             | 42                     | 6                     | 17                           | -        | 8 740     | -----                | CTA |
| 5 765              | 57 122            | 7 448                  | 975                   | 34                           | 37       | 227 259   | GRIECHENLAND         |     |
| 884                | 10 283            | 711                    | 18                    | 26                           | -        | 39 316    | DARUNTER:ATH         |     |
| 482                | 5 272             | 425                    | 8                     | 6                            | 1        | 23 226    | SRG                  |     |
| 653                | 3 747             | 1 170                  | -                     | -                            | 36       | 16 809    | CFU                  |     |
| -                  | 1 242             | -                      | -                     | -                            | -        | 2 607     | JSI                  |     |
| -                  | 477               | -                      | -                     | -                            | -        | 2 316     | ZTH                  |     |
| -                  | 1 494             | -                      | -                     | -                            | -        | 2 997     | JMK                  |     |
| -                  | 2 619             | -                      | -                     | -                            | -        | 7 374     | SMI                  |     |
| -                  | 2 639             | -                      | -                     | -                            | -        | 3 541     | JTR                  |     |
| -                  | 4 285             | 343                    | -                     | -                            | -        | 16 259    | KGS                  |     |
| 1 396              | 6 552             | 1 147                  | -                     | -                            | -        | 31 710    | RHO                  |     |
| -                  | 1 415             | -                      | -                     | -                            | -        | 6 854     | CHQ                  |     |
| 2 350              | 12 084            | 2 823                  | 949                   | 2                            | -        | 61 011    | HER                  |     |
| -                  | 701               | -                      | -                     | -                            | -        | 1 852     | KVA                  |     |
| -                  | 1 458             | 272                    | -                     | -                            | -        | 3 514     | MJT                  |     |
| -                  | 2 854             | 557                    | -                     | -                            | -        | 7 873     | *GR                  |     |
| 8 491              | 34 481            | 11 490                 | 1 602                 | 583                          | 3        | 198 835   | TUERKEI              |     |
| 219                | 2 201             | 810                    | 6                     | 29                           | 2        | 17 051    | DARUNTER:ANK         |     |
| 1 419              | 11 261            | 3 001                  | 17                    | 23                           | 1        | 58 248    | IST                  |     |
| 399                | 5 952             | 2 182                  | 4                     | 2                            | -        | 29 599    | IZN                  |     |
| 502                | 3 436             | 1 969                  | 365                   | -                            | -        | 19 866    | DLM                  |     |
| 5 952              | 11 624            | 3 226                  | 1 210                 | 529                          | -        | 72 915    | AYT                  |     |
| -                  | 7                 | 302                    | -                     | -                            | -        | 1 156     | *TR                  |     |
| 11                 | 2 741             | 32                     | 1                     | 5                            | -        | 8 504     | ZYPERN               |     |
| 11                 | 1 940             | 32                     | 1                     | 5                            | -        | 6 920     | DARUNTER:LCA         |     |
| -                  | 801               | -                      | -                     | -                            | -        | 1 292     | PFO                  |     |
| 1 023              | 6 967             | 774                    | 793                   | 15                           | 1        | 58 720    | JUGOSLAWIEN          |     |
| 44                 | 1 668             | 41                     | 9                     | 12                           | 1        | 8 873     | DARUNTER:BEG         |     |
| 22                 | 1 004             | 37                     | 3                     | 1                            | -        | 8 779     | ZAG                  |     |
| 1                  | 714               | 17                     | -                     | 2                            | -        | 1 369     | LJU                  |     |
| -                  | 126               | -                      | -                     | -                            | -        | 2 151     | PUY                  |     |
| 399                | 1 507             | 346                    | 550                   | -                            | -        | 15 297    | SPU                  |     |
| 317                | 795               | 333                    | 231                   | -                            | -        | 9 294     | DBV                  |     |
| 239                | 939               | -                      | -                     | -                            | -        | 9 376     | TIV                  |     |
| 1                  | 214               | -                      | -                     | -                            | -        | 3 581     | *YU                  |     |
| 52                 | 2 518             | 74                     | 12                    | 60                           | -        | 13 465    | UNGARN               |     |
| 52                 | 2 517             | 74                     | 12                    | 60                           | -        | 13 464    | DARUNTER:BUD         |     |
| 2                  | 27                | 3                      | -                     | -                            | -        | 99        | ALBANIEN             |     |
| 18                 | 325               | 68                     | -                     | 36                           | 4        | 8 305     | TSCHECHOSLOW         |     |
| 18                 | 321               | 68                     | -                     | 36                           | 4        | 8 175     | DARUNTER:PRG         |     |
| 5                  | 87                | 9                      | -                     | 4                            | 1        | 4 260     | RUMAENIEN            |     |
| 5                  | 83                | 9                      | -                     | 4                            | 1        | 2 932     | DARUNTER:BUH         |     |
| -                  | 4                 | -                      | -                     | -                            | -        | 1 217     | CND                  |     |
| 640                | 1 393             | 4                      | 1                     | 11                           | -        | 16 990    | BULGARIEN            |     |
| 9                  | 520               | 3                      | 1                     | 11                           | -        | 2 582     | DARUNTER:SOF         |     |
| 326                | 446               | -                      | -                     | -                            | -        | 7 763     | VAR                  |     |
| 305                | 418               | -                      | -                     | -                            | -        | 6 384     | BOJ                  |     |
| 101                | 273               | 82                     | 1                     | 10                           | -        | 9 676     | POLEN                |     |
| 50                 | 259               | 82                     | 1                     | 10                           | -        | 8 056     | DARUNTER:WAW         |     |
| 105                | 1 429             | 28                     | 7                     | 15                           | 5        | 20 153    | SOWJETUNION          |     |
| 104                | 1 166             | 18                     | 4                     | 15                           | 3        | 13 087    | DARUNTER:MOW         |     |
| 1                  | 234               | -                      | -                     | -                            | 2        | 2 557     | LED                  |     |
| -                  | 6                 | 1                      | 3                     | -                            | 2        | 2 804     | *SU                  |     |
| 39 617             | 281 788           | 84 753                 | 9 895                 | 6 195                        | 171      | 1 781 617 | E U R O P A          |     |
| 26 619             | 204 138           | 62 252                 | 7 276                 | 4 379                        | 82       | 1 236 118 | DARUNTER: EG-LAENDER |     |
| 74                 | 4 812             | 98                     | 12                    | 7                            | -        | 14 975    | AEGYPTEN             |     |
| 66                 | 2 779             | 94                     | 8                     | 7                            | -        | 10 204    | DARUNTER:CAI         |     |
| -                  | 914               | -                      | -                     | -                            | -        | 2 057     | LXR                  |     |
| -                  | 876               | -                      | -                     | -                            | -        | 1 383     | HRG                  |     |
| 9                  | 80                | -                      | 3                     | 3                            | -        | 2 012     | LIBYEN               |     |
| 9                  | 79                | -                      | 3                     | 3                            | -        | 1 873     | DARUNTER:TIP         |     |
| 2 415              | 10 295            | 2 353                  | 1 280                 | 604                          | -        | 59 937    | TUNESIEN             |     |
| 34                 | 1 125             | 69                     | 20                    | 19                           | -        | 6 694     | DARUNTER:TUN         |     |
| 571                | 3 005             | 563                    | -                     | -                            | -        | 13 323    | DJE                  |     |
| 1 810              | 6 008             | 1 721                  | 1 260                 | 585                          | -        | 39 760    | MIR                  |     |
| 16                 | 80                | 40                     | 4                     | 2                            | -        | 1 891     | ALGERIEN             |     |
| 15                 | 74                | 30                     | 4                     | 2                            | -        | 1 779     | DARUNTER:ALG         |     |
| 20                 | 2 517             | 362                    | -                     | 6                            | -        | 10 340    | MAROKKO              |     |
| 11                 | 209               | 14                     | -                     | 3                            | -        | 1 510     | DARUNTER:CAS         |     |
| -                  | 2 139             | 338                    | -                     | -                            | -        | 7 392     | AGA                  |     |
| -                  | 2                 | -                      | -                     | -                            | -        | 20        | MAURETANIEN          |     |
| -                  | 3                 | 3                      | -                     | -                            | -        | 35        | MALI                 |     |
| -                  | 1                 | -                      | -                     | -                            | -        | 22        | KAP VERDE            |     |
| 3                  | 36                | 4                      | -                     | -                            | -        | 698       | SENEGAL              |     |
| -                  | 9                 | 4                      | -                     | -                            | -        | 251       | GAMBIA               |     |
| -                  | -                 | -                      | -                     | -                            | -        | 9         | GUINEA-BISSAU        |     |
| -                  | 2                 | 1                      | 1                     | -                            | -        | 38        | GUINEA               |     |
| -                  | 6                 | -                      | -                     | -                            | -        | 44        | SIERRA LEONE         |     |
| -                  | 4                 | 3                      | -                     | -                            | -        | 111       | ELFENB. KUESTE       |     |
| -                  | 2                 | 6                      | -                     | -                            | -        | 42        | BURKINA FASO         |     |
| -                  | 9                 | 4                      | -                     | -                            | -        | 33        | NIGER                |     |
| -                  | 2                 | -                      | -                     | -                            | -        | 17        | TSCHAD               |     |
| 5                  | 13                | 3                      | -                     | -                            | -        | 769       | GHANA                |     |
| -                  | 32                | 1                      | -                     | -                            | -        | 146       | TOGO                 |     |
| -                  | -                 | 2                      | -                     | -                            | -        | 41        | BENIN                |     |
| 29                 | 176               | 12                     | 12                    | 12                           | -        | 3 072     | NIGERIA              |     |
| 29                 | 169               | 12                     | 12                    | 12                           | -        | 3 031     | DARUNTER: LOS        |     |

5 PERSONENVERKEHR  
 5. 2 VERFLECHTUNG IM VERKEHR  
 5. 2. 3 REISENDE

| NACH ENDZIELLAND<br>BZW. ---FLUGPLATZ | VON HERKUNFTS    |                   |                 |                      |                     |                    |                     |
|---------------------------------------|------------------|-------------------|-----------------|----------------------|---------------------|--------------------|---------------------|
|                                       | HAMBURG<br>(HAM) | HANNOVER<br>(HAJ) | BREMEN<br>(BRE) | DUESSELDORF<br>(DUS) | KOELN/BONN<br>(CGN) | FRANKFURT<br>(FRA) | STUTT GART<br>(STR) |
| REISENDE                              |                  |                   |                 |                      |                     |                    |                     |
| INSGESAMT                             |                  |                   |                 |                      |                     |                    |                     |
| KAMERUN                               | 15               | 6                 | 4               | 15                   | 9                   | 452                | 8                   |
| ZENT. AFR. REP.                       | 3                | 1                 | 1               | 2                    | -                   | 2                  | 2                   |
| AEGUAT. GUINEA                        | -                | -                 | -               | -                    | -                   | 1                  | -                   |
| GABUN                                 | 8                | 5                 | 2               | 2                    | 3                   | 3                  | 2                   |
| KONGO                                 | 6                | -                 | -               | 3                    | 2                   | 8                  | 4                   |
| ZAIRE                                 | 8                | 2                 | 6               | 6                    | 3                   | 544                | 16                  |
| SAO TOME                              | -                | -                 | -               | -                    | -                   | 1                  | 4                   |
| ANGOLA                                | 5                | -                 | 3               | 11                   | 3                   | 35                 | -                   |
| SUDAN                                 | 18               | 14                | 10              | 8                    | 5                   | 854                | 12                  |
| DSCHIBUTI                             | 1                | -                 | -               | -                    | -                   | 17                 | -                   |
| AETHIOPIEN                            | 18               | 11                | 5               | 15                   | 6                   | 849                | 13                  |
| SOMALIA                               | -                | -                 | -               | -                    | -                   | 74                 | -                   |
| UGANDA                                | 8                | 1                 | 3               | 1                    | 1                   | 112                | 3                   |
| KENIA                                 | 623              | 43                | 23              | 1 296                | 26                  | 7 631              | 98                  |
| DARUNTER: NBO                         | 89               | 29                | 20              | 61                   | 26                  | 3 822              | 55                  |
| MBA                                   | 534              | 14                | 3               | 1 235                | -                   | 3 797              | 43                  |
| RUANDA                                | 4                | 3                 | -               | 9                    | -                   | 71                 | 6                   |
| BURUNDI                               | 5                | -                 | -               | -                    | 4                   | 62                 | 4                   |
| TANSANIA                              | 30               | 10                | 7               | 25                   | 15                  | 723                | 25                  |
| SAMBIA                                | 10               | 12                | 5               | 18                   | 2                   | 200                | 3                   |
| MALAWI                                | 1                | -                 | 4               | 8                    | -                   | 105                | -                   |
| SIMBABWE                              | 40               | 14                | 6               | 17                   | 6                   | 1 305              | 16                  |
| DARUNTER: HRE                         | 40               | 14                | 6               | 17                   | 6                   | 1 200              | 16                  |
| BOTSUANA                              | -                | -                 | -               | 2                    | -                   | 66                 | 8                   |
| NAMIBIA                               | 34               | 17                | 12              | 10                   | -                   | 1 940              | 16                  |
| DARUNTER: WDH                         | 34               | 17                | 12              | 10                   | -                   | 1 940              | 16                  |
| MOSAMBIK                              | 28               | -                 | -               | -                    | 1                   | 103                | -                   |
| SWASILAND                             | -                | -                 | -               | -                    | -                   | -                  | -                   |
| MADAGASKAR                            | 11               | 6                 | -               | 18                   | 6                   | 57                 | 33                  |
| KOMOREN                               | -                | -                 | -               | -                    | -                   | 2                  | -                   |
| SESCHELLEN                            | 28               | 7                 | -               | 26                   | 3                   | 584                | 7                   |
| REUNION (FR)                          | 1                | 1                 | -               | 4                    | 5                   | 16                 | 1                   |
| MAURITIUS                             | 32               | 21                | 10              | 42                   | 7                   | 979                | 16                  |
| DARUNTER: MRU                         | 32               | 21                | 10              | 42                   | 7                   | 979                | 16                  |
| SUEDAFRIKA                            | 329              | 91                | 97              | 236                  | 62                  | 5 796              | 183                 |
| DARUNTER: JNB                         | 317              | 89                | 96              | 230                  | 59                  | 4 989              | 177                 |
| A F R I K A                           | 6 432            | 4 574             | 1 329           | 19 751               | 2 594               | 51 949             | 9 124               |
| KANADA                                | 1 811            | 1 096             | 530             | 3 854                | 333                 | 31 966             | 1 241               |
| DARUNTER: YUL                         | 286              | 64                | 85              | 322                  | 64                  | 3 032              | 154                 |
| YZY                                   | 872              | 768               | 208             | 2 701                | 143                 | 14 569             | 621                 |
| YEG                                   | 44               | 23                | 23              | 22                   | 6                   | 1 546              | 14                  |
| YVR                                   | 467              | 173               | 132             | 640                  | 78                  | 7 077              | 334                 |
| YCY                                   | 81               | 60                | 52              | 113                  | 36                  | 2 807              | 59                  |
| *CA                                   | 29               | 3                 | 7               | 23                   | 5                   | 1 853              | 21                  |
| USA                                   | 18 041           | 3 475             | 2 168           | 25 511               | 3 192               | 224 120            | 14 927              |
| DARUNTER: NYC                         | 7 590            | 1 035             | 489             | 6 562                | 1 098               | 43 358             | 6 049               |
| CHI                                   | 1 092            | 415               | 303             | 5 532                | 94                  | 13 686             | 979                 |
| BOS                                   | 528              | 198               | 96              | 439                  | 93                  | 9 654              | 669                 |
| PHL                                   | 163              | 68                | 45              | 94                   | 27                  | 7 604              | 168                 |
| BWI                                   | 45               | 6                 | 19              | 18                   | 4                   | 3 100              | 25                  |
| DCA                                   | 612              | 198               | 172             | 162                  | 1 016               | 15 874             | 643                 |
| DET                                   | 241              | 108               | 40              | 211                  | 56                  | 7 521              | 257                 |
| PIT                                   | 76               | 54                | 20              | 145                  | 57                  | 3 255              | 67                  |
| CVG                                   | 72               | 48                | 30              | 47                   | 22                  | 2 665              | 87                  |
| IND                                   | 28               | -                 | -               | 11                   | -                   | 853                | 16                  |
| CLE                                   | 80               | 29                | 7               | 60                   | 32                  | 2 264              | 16                  |
| *U1                                   | 158              | 4                 | 11              | 132                  | 102                 | 3 716              | 98                  |
| ATL                                   | 895              | 207               | 113             | 278                  | 64                  | 8 360              | 1 840               |
| CLT                                   | 44               | 20                | 16              | 52                   | 16                  | 2 058              | 87                  |
| TPA                                   | 97               | 18                | 10              | 63                   | 4                   | 1 913              | 75                  |
| MIA                                   | 1 502            | 160               | 155             | 3 763                | 39                  | 8 600              | 235                 |
| CHS                                   | 12               | -                 | -               | 1                    | 6                   | 3 431              | 56                  |
| SJU                                   | 41               | 16                | 18              | 62                   | 5                   | 1 084              | 32                  |
| ORL                                   | 153              | 21                | 51              | 80                   | 11                  | 2 657              | 118                 |
| *U2                                   | 239              | 13                | 10              | 35                   | 30                  | 4 616              | 397                 |
| MSP                                   | 120              | 43                | 33              | 113                  | 8                   | 3 536              | 55                  |
| STL                                   | 35               | 6                 | 2               | 51                   | 6                   | 4 055              | 314                 |
| MKC                                   | 51               | 3                 | 3               | 13                   | 3                   | 957                | 18                  |
| *U3                                   | 3                | 1                 | -               | 23                   | 2                   | 1 378              | 5                   |
| DAL                                   | 376              | 147               | 75              | 96                   | 74                  | 7 316              | 268                 |
| HOU                                   | 268              | 57                | 43              | 131                  | 18                  | 3 637              | 139                 |
| MSY                                   | 55               | 5                 | -               | 3                    | -                   | 787                | 35                  |
| *U4                                   | 45               | -                 | 6               | 17                   | 3                   | 2 078              | 62                  |
| SEA                                   | 394              | 12                | 5               | 84                   | 18                  | 3 810              | 111                 |
| PDX                                   | 57               | -                 | 4               | 23                   | -                   | 1 133              | 52                  |
| SIC                                   | 47               | 3                 | 1               | 7                    | 1                   | 1 162              | 67                  |
| SFO                                   | 1 053            | 251               | 152             | 2 391                | 107                 | 14 727             | 615                 |
| LAX                                   | 1 429            | 276               | 212             | 4 465                | 102                 | 18 211             | 904                 |
| DEN                                   | 127              | 18                | 9               | 79                   | 22                  | 2 633              | 78                  |
| PHX                                   | 13               | 6                 | 2               | 11                   | 1                   | 1 113              | 27                  |
| SAN                                   | 38               | 5                 | 5               | 23                   | -                   | 1 416              | 13                  |
| *U6                                   | 5                | 5                 | -               | 31                   | 7                   | 1 793              | 15                  |
| BERMUDA (BRIT)                        | 16               | 1                 | -               | 8                    | -                   | 40                 | -                   |
| MEXIKO                                | 211              | 166               | 71              | 762                  | 58                  | 4 540              | 163                 |
| DARUNTER: MEX                         | 209              | 162               | 71              | 284                  | 58                  | 4 021              | 159                 |
| GUATEMALA                             | 17               | 3                 | 6               | 29                   | 1                   | 182                | 19                  |
| BELIZE                                | -                | -                 | -               | 4                    | -                   | 16                 | -                   |
| HONDURAS                              | -                | 1                 | -               | 3                    | -                   | 13                 | -                   |
| EL SALVADOR                           | -                | -                 | -               | 10                   | -                   | 7                  | -                   |
| NICARAGUA                             | 1                | -                 | -               | 2                    | -                   | 42                 | -                   |
| COSTA RICA                            | 37               | -                 | 2               | 32                   | -                   | 181                | 24                  |
| PANAMA                                | 5                | -                 | 5               | 6                    | -                   | 36                 | 4                   |

AUGUST 1990

MIT GEBIETEN AUSSERHALB DES BUNDESGBIETES

FLUGPLATZ

NACH ENDZIELLAND

| NUERNBERG<br>(NUE) | MUENCHEN<br>(MUC) | BERLIN (WEST)<br>(BER) | SAARBRUECKEN<br>(SCN) | MUENSTER/<br>OSNABRUECK (FMO) | SONSTIGE | INSGESAMT | BZW. -- FLUGPLATZ |
|--------------------|-------------------|------------------------|-----------------------|-------------------------------|----------|-----------|-------------------|
|                    |                   |                        |                       |                               |          |           | REISENDE          |
|                    |                   |                        |                       |                               |          |           | INSGESAMT         |
| 16                 | 20                | 32                     | 5                     | 1                             | -        | 583       | KAMERUN           |
| -                  | 3                 | -                      | -                     | -                             | -        | 14        | ZENT. AFR. REP.   |
| -                  | -                 | 1                      | -                     | -                             | -        | 1         | AEQUAT. GUINEA    |
| -                  | 1                 | 2                      | -                     | -                             | -        | 26        | GABUN             |
| 3                  | 18                | 5                      | -                     | -                             | -        | 26        | KONGO             |
| -                  | -                 | -                      | -                     | -                             | -        | 611       | ZAIRE             |
| -                  | 3                 | 5                      | -                     | -                             | -        | 5         | SAO TOME          |
| 5                  | 24                | 7                      | -                     | -                             | -        | 65        | ANGOLA            |
| -                  | -                 | -                      | -                     | -                             | -        | 957       | SUDAN             |
| 2                  | 23                | 8                      | 2                     | 2                             | 2        | 18        | DSCHIBUTI         |
| -                  | -                 | 1                      | -                     | -                             | -        | 956       | AETHIOPIEN        |
| -                  | 1                 | 2                      | -                     | -                             | -        | 75        | SOMALIA           |
| 7                  | 3 602             | 59                     | 1                     | 5                             | 1        | 132       | UGANDA            |
| 7                  | 166               | 52                     | 1                     | 5                             | 1        | 13 415    | KENIA             |
| -                  | 3 436             | 7                      | -                     | -                             | -        | 4 334     | DARUNTER: NBO     |
| -                  | 3                 | 4                      | -                     | -                             | -        | 9 069     | MBA               |
| -                  | 2                 | 1                      | -                     | -                             | -        | 100       | RUANDA            |
| 3                  | 68                | 14                     | -                     | -                             | -        | 78        | BURUNDI           |
| -                  | 109               | 4                      | -                     | -                             | -        | 920       | TANSANIA          |
| -                  | 17                | 3                      | -                     | -                             | -        | 363       | SAMBIA            |
| 15                 | 81                | 28                     | 2                     | -                             | -        | 138       | MALAWI            |
| 15                 | 81                | 28                     | 2                     | -                             | -        | 1 530     | SIMBABWE          |
| -                  | 2                 | -                      | -                     | -                             | -        | 1 425     | DARUNTER: HRE     |
| 11                 | 115               | 23                     | -                     | 1                             | -        | 78        | BOTSUANA          |
| 11                 | 115               | 23                     | -                     | 1                             | -        | 2 179     | NAMIBIA           |
| -                  | 5                 | 1                      | -                     | -                             | -        | 2 179     | DARUNTER: WDH     |
| -                  | -                 | 1                      | -                     | -                             | -        | 138       | MOSAMBIK          |
| 1                  | 72                | 11                     | -                     | -                             | -        | 1         | SWASILAND         |
| -                  | -                 | -                      | -                     | -                             | -        | 215       | MADAGASKAR        |
| 1                  | 23                | 4                      | -                     | -                             | -        | 2         | KOMOREN           |
| -                  | 4                 | -                      | -                     | -                             | -        | 683       | SESCHELLEN        |
| 8                  | 441               | 38                     | -                     | -                             | -        | 32        | REUNION (FR)      |
| 8                  | 441               | 38                     | -                     | -                             | -        | 1 594     | MAURITIUS         |
| 85                 | 707               | 127                    | 6                     | 14                            | -        | 1 594     | DARUNTER: MRU     |
| 85                 | 681               | 127                    | 6                     | 14                            | -        | 7 733     | SUEDAFRIKA        |
| 2 728              | 23 425            | 3 277                  | 1 328                 | 657                           | 3        | 6 870     | DARUNTER: JNB     |
|                    |                   |                        |                       |                               |          |           | A F R I K A       |
| 385                | 7 627             | 775                    | 27                    | 55                            | 23       | 49 723    | KANADA            |
| 57                 | 684               | 112                    | 9                     | 3                             | 4        | 4 876     | DARUNTER: YUL     |
| 173                | 4 746             | 333                    | 9                     | 13                            | 5        | 25 161    | YYZ               |
| 9                  | 79                | 9                      | -                     | 4                             | 1        | 1 780     | ***S              |
| 125                | 1 163             | 242                    | 9                     | 31                            | 13       | 10 484    | YVR               |
| 15                 | 439               | 47                     | -                     | 4                             | -        | 3 713     | YYC               |
| 2                  | 183               | 15                     | -                     | -                             | -        | 2 141     | *CA               |
| 5 312              | 48 211            | 12 626                 | 120                   | 268                           | 93       | 358 064   | USA               |
| 1 191              | 13 457            | 5 588                  | 19                    | 41                            | 18       | 86 495    | DARUNTER: NYC     |
| 481                | 5 832             | 721                    | 17                    | 34                            | 7        | 29 193    | CHI               |
| 257                | 2 069             | 279                    | 7                     | 27                            | -        | 14 316    | BOS               |
| 76                 | 633               | 127                    | 5                     | 11                            | 1        | 9 022     | PHL               |
| 52                 | 153               | 33                     | -                     | -                             | -        | 3 455     | BWI               |
| 674                | 1 700             | 650                    | 5                     | 19                            | 10       | 21 735    | DCA               |
| 142                | 520               | 189                    | -                     | 11                            | 4        | 9 300     | DET               |
| 62                 | 273               | 45                     | 2                     | 1                             | 1        | 4 058     | PIT               |
| 148                | 185               | 103                    | -                     | 14                            | 2        | 3 423     | CVG               |
| 7                  | 121               | 11                     | -                     | -                             | -        | 1 047     | IND               |
| 23                 | 376               | 20                     | -                     | 2                             | -        | 2 909     | CLE               |
| 18                 | 395               | 54                     | 1                     | 1                             | 1        | 4 691     | *U1               |
| 417                | 4 695             | 416                    | 5                     | 22                            | 3        | 17 315    | ATL               |
| 28                 | 52                | 20                     | -                     | 14                            | 1        | 2 408     | CLT               |
| 26                 | 204               | 110                    | 2                     | -                             | -        | 2 522     | TPA               |
| 261                | 2 424             | 864                    | 12                    | -                             | 8        | 18 023    | MIA               |
| 9                  | 35                | -                      | -                     | -                             | -        | 3 550     | CHS               |
| 23                 | 96                | 34                     | -                     | 2                             | -        | 1 413     | SJU               |
| 134                | 426               | 144                    | -                     | 1                             | 7        | 3 803     | ORL               |
| 26                 | 479               | 62                     | 5                     | -                             | -        | 5 912     | *U2               |
| 32                 | 446               | 99                     | -                     | -                             | 1        | 4 486     | MSP               |
| 10                 | 554               | 6                      | 1                     | 1                             | -        | 5 041     | STL               |
| .25                | 105               | 371                    | -                     | -                             | -        | 1 549     | MKC               |
| 6                  | 118               | 3                      | -                     | -                             | -        | 1 539     | *U3               |
| 321                | 917               | 313                    | 6                     | 7                             | -        | 9 916     | DAL               |
| 48                 | 503               | 71                     | 1                     | 2                             | 5        | 4 923     | HOU               |
| 8                  | 192               | 29                     | -                     | -                             | -        | 1 114     | MSY               |
| 12                 | 142               | 4                      | 1                     | 1                             | 1        | 2 371     | *U4               |
| 10                 | 662               | 191                    | -                     | 1                             | -        | 5 299     | SEA               |
| -                  | 166               | 3                      | -                     | -                             | 3        | 1 441     | PDX               |
| 6                  | 244               | 27                     | -                     | -                             | -        | 1 565     | SLC               |
| 263                | 2 909             | 681                    | 8                     | 20                            | 12       | 23 189    | SFO               |
| 431                | 5 033             | 1 143                  | 14                    | 29                            | 3        | 32 252    | LAX               |
| 34                 | 379               | 67                     | 3                     | 1                             | -        | 3 450     | DEN               |
| 4                  | 273               | -                      | -                     | -                             | -        | 1 450     | PHX               |
| 8                  | 330               | 20                     | -                     | -                             | -        | 1 858     | SAN               |
| 3                  | 233               | 11                     | -                     | 1                             | 3        | 2 107     | *U6               |
| -                  | 5                 | 4                      | -                     | -                             | -        | 74        | BERMUDA (BRIT)    |
| 68                 | 540               | 118                    | 3                     | 19                            | 11       | 6 730     | MEXIKO            |
| 66                 | 459               | 117                    | 2                     | 19                            | 11       | 5 638     | DARUNTER: MEX     |
| 1                  | 21                | 7                      | -                     | -                             | -        | 286       | GUATEMALA         |
| -                  | 1                 | -                      | -                     | -                             | -        | 21        | BELIZE            |
| -                  | 3                 | 5                      | -                     | -                             | -        | 17        | HONDURAS          |
| -                  | 13                | -                      | -                     | -                             | -        | 25        | EL SALVADOR       |
| -                  | 30                | -                      | -                     | -                             | -        | 58        | NICARAGUA         |
| 2                  | 6                 | 1                      | -                     | -                             | -        | 312       | COSTA RICA        |
| -                  | -                 | -                      | -                     | -                             | -        | 63        | PANAMA            |



5 PERSONENVERKEHR  
 5. 2 VERFLECHTUNG IM VERKEHR  
 5. 2. 3 REISENDE

| NACH ENDZIELLAND<br>BZW. ---FLUGPLATZ | VON HERKUNFTS    |                   |                 |                      |                     |                    |                    |
|---------------------------------------|------------------|-------------------|-----------------|----------------------|---------------------|--------------------|--------------------|
|                                       | HAMBURG<br>(HAM) | HANNOVER<br>(HAJ) | BREMEN<br>(BRE) | DUESSELDORF<br>(DUS) | KOELN/BONN<br>(CGN) | FRANKFURT<br>(FRA) | STUTTGART<br>(STR) |
| REISENDE                              |                  |                   |                 |                      |                     |                    |                    |
| INSGESAMT                             |                  |                   |                 |                      |                     |                    |                    |
| KUBA                                  | -                | 2                 | -               | 451                  | 1 170               | 736                | -                  |
| DARUNTER:HAV                          | -                | -                 | -               | 451                  | 753                 | 734                | -                  |
| BAHAMAS                               | 1                | -                 | -               | 8                    | -                   | 49                 | -                  |
| JAMAICA                               | 1                | -                 | -               | 618                  | -                   | 133                | 1                  |
| HAITI                                 | -                | -                 | -               | 2                    | -                   | 11                 | -                  |
| DOMINIK.REP                           | 297              | 8                 | 1               | 2 146                | -                   | 3 439              | 2                  |
| DARUNTER:SDQ                          | 10               | -                 | 1               | 243                  | -                   | 1 193              | 2                  |
| POP                                   | 145              | 8                 | -               | 1 465                | -                   | 1 813              | -                  |
| *DO                                   | 142              | -                 | -               | 438                  | -                   | 433                | -                  |
| ANTIGUA-BARB.                         | 15               | 10                | 5               | 8                    | -                   | 364                | 20                 |
| GUADELOUPE(FR)                        | 16               | 5                 | 1               | 28                   | 3                   | 76                 | 15                 |
| BARBADOS                              | 31               | 23                | 11              | 23                   | 3                   | 557                | 2                  |
| TRINID.U.TOB.                         | 14               | 3                 | 2               | 8                    | 1                   | 115                | 5                  |
| NIED.ANTILLEN                         | 31               | -                 | 14              | 25                   | -                   | 83                 | 24                 |
| ST.LUCIA                              | 6                | -                 | 2               | 7                    | 3                   | 385                | 4                  |
| SONST.WESTIN.                         | 16               | 2                 | 4               | 8                    | 3                   | 219                | 4                  |
| KOLUMBIEN                             | 81               | 25                | 25              | 54                   | 17                  | 2 131              | 31                 |
| DARUNTER:BOG                          | 74               | 24                | 25              | 52                   | 17                  | 1 651              | 29                 |
| VENEZUELA                             | 163              | 23                | 85              | 331                  | 24                  | 2 218              | 44                 |
| DARUNTER:CCS                          | 163              | 23                | 83              | 148                  | 23                  | 1 421              | 44                 |
| *VE                                   | -                | -                 | 2               | 182                  | 1                   | 772                | -                  |
| SURINAME                              | -                | -                 | 2               | -                    | -                   | -                  | -                  |
| GUAYANA (FR)                          | -                | -                 | 4               | -                    | -                   | 5                  | -                  |
| BRASILLEN                             | 400              | 143               | 73              | 625                  | 59                  | 7 369              | 329                |
| DARUNTER:RIO                          | 227              | 55                | 55              | 205                  | 25                  | 3 629              | 132                |
| SAO                                   | 147              | 77                | 15              | 117                  | 34                  | 2 892              | 187                |
| REC                                   | 6                | -                 | -               | 273                  | -                   | 45                 | 3                  |
| ECUADOR                               | 33               | 5                 | 11              | 30                   | 1                   | 728                | 30                 |
| PERU                                  | 40               | 14                | 18              | 33                   | 3                   | 1 379              | 26                 |
| DARUNTER:LIM                          | 39               | 14                | 18              | 32                   | 3                   | 1 376              | 26                 |
| BOLIVIEN                              | 13               | 6                 | 5               | 4                    | 3                   | 426                | 9                  |
| PARAGUAY                              | 6                | 2                 | -               | 6                    | -                   | 313                | 2                  |
| URUGUAY                               | 17               | 1                 | 7               | 7                    | 1                   | 184                | 8                  |
| ARGENTINIEN                           | 127              | 29                | 30              | 66                   | 9                   | 1 924              | 63                 |
| DARUNTER:BUE                          | 127              | 29                | 30              | 66                   | 9                   | 1 802              | 63                 |
| CHILE                                 | 73               | 9                 | 21              | 37                   | 8                   | 852                | 21                 |
| DARUNTER:SCL                          | 73               | 9                 | 21              | 37                   | 8                   | 839                | 21                 |
| A M E R I K A                         | 21 520           | 5 052             | 3 099           | 34 748               | 4 894               | 284 839            | 17 018             |
| LIBANON                               | 13               | 7                 | 2               | 24                   | 4                   | 655                | 4                  |
| ISRAEL                                | 362              | 135               | 67              | 471                  | 1 125               | 10 361             | 826                |
| DARUNTER:TLV                          | 362              | 135               | 67              | 471                  | 1 125               | 10 361             | 826                |
| JORDANIEN                             | 76               | 19                | 15              | 53                   | 10                  | 2 662              | 19                 |
| DARUNTER:AMM                          | 76               | 19                | 15              | 53                   | 10                  | 2 627              | 19                 |
| SYRIEN                                | 96               | 34                | 28              | 119                  | 35                  | 2 022              | 25                 |
| DARUNTER:DAM                          | 64               | 23                | 25              | 104                  | 33                  | 1 746              | 23                 |
| IRAK                                  | 4                | 3                 | 3               | 8                    | 3                   | 94                 | 1                  |
| IRAN                                  | 568              | 86                | 100             | 319                  | 115                 | 8 215              | 55                 |
| DARUNTER:THR                          | 567              | 86                | 100             | 319                  | 115                 | 8 049              | 55                 |
| KUWEIT                                | 1                | -                 | -               | 2                    | -                   | 4                  | -                  |
| BAHRAIN                               | 12               | 7                 | 52              | 20                   | 9                   | 739                | 9                  |
| KATAR                                 | 17               | -                 | 5               | 6                    | 37                  | 560                | 5                  |
| SAUDI-ARAB.                           | 96               | 39                | 39              | 118                  | 56                  | 3 784              | 62                 |
| DARUNTER:JED                          | 35               | 19                | 15              | 35                   | 22                  | 1 019              | 20                 |
| RUH                                   | 56               | 20                | 21              | 63                   | 34                  | 2 499              | 39                 |
| JEM.ARAB.REP.                         | 4                | -                 | 1               | 16                   | 4                   | 939                | 5                  |
| JEMEN DEM.VR                          | -                | -                 | -               | 1                    | 1                   | 9                  | -                  |
| OMAN                                  | 2                | 1                 | 13              | 6                    | 2                   | 149                | 5                  |
| V.A.EMIRATE                           | 332              | 33                | 86              | 71                   | 64                  | 2 893              | 13                 |
| DARUNTER:DXB                          | 100              | 29                | 42              | 49                   | 28                  | 1 811              | 12                 |
| AUH                                   | 232              | 4                 | 44              | 22                   | 36                  | 1 081              | 1                  |
| PAKISTAN                              | 49               | 24                | 13              | 64                   | 23                  | 3 546              | 24                 |
| DARUNTER:KHI                          | 46               | 12                | 13              | 55                   | 18                  | 2 694              | 20                 |
| BANGLADESCH                           | 4                | 1                 | 3               | 5                    | 1                   | 142                | -                  |
| AFGHANISTAN                           | -                | -                 | -               | -                    | -                   | -                  | -                  |
| INDIEN                                | 310              | 57                | 33              | 299                  | 76                  | 14 034             | 106                |
| DARUNTER:DEL                          | 142              | 30                | 18              | 119                  | 26                  | 7 864              | 35                 |
| BOM                                   | 162              | 25                | 15              | 169                  | 47                  | 4 681              | 65                 |
| NEPAL                                 | 6                | 3                 | 5               | 3                    | -                   | 1 329              | 5                  |
| DARUNTER:KTM                          | 6                | 3                 | 5               | 3                    | -                   | 1 329              | 5                  |
| SRI LANKA                             | 332              | 14                | 14              | 699                  | 1                   | 1 576              | 17                 |
| DARUNTER:CMB                          | 332              | 14                | 14              | 699                  | 1                   | 1 576              | 17                 |
| MALEDIVEN                             | 207              | 7                 | -               | 496                  | -                   | 1 252              | 9                  |
| DARUNTER:MLE                          | 207              | 7                 | -               | 496                  | -                   | 1 252              | 9                  |
| BIRMA                                 | -                | -                 | -               | -                    | -                   | 34                 | -                  |
| THAILAND                              | 476              | 85                | 90              | 1 190                | 65                  | 10 382             | 154                |
| DARUNTER:BKK                          | 476              | 85                | 90              | 1 152                | 65                  | 10 154             | 152                |
| LAOS                                  | 2                | -                 | -               | -                    | -                   | -                  | -                  |
| KAMPUTSCHEA                           | -                | -                 | -               | 2                    | -                   | -                  | -                  |
| VIETNAM                               | 3                | -                 | -               | 3                    | -                   | 210                | -                  |
| MALAYSIA                              | 63               | 24                | 4               | 35                   | 5                   | 1 523              | 15                 |
| DARUNTER:KUL                          | 60               | 24                | 4               | 32                   | 4                   | 1 349              | 15                 |
| SINGAPUR                              | 417              | 124               | 93              | 278                  | 33                  | 4 445              | 180                |
| DARUNTER:SIN                          | 417              | 124               | 93              | 278                  | 33                  | 4 445              | 180                |
| BRUNEI                                | -                | -                 | 5               | -                    | -                   | 158                | -                  |
| INDONESIEN                            | 183              | 59                | 57              | 146                  | 23                  | 4 310              | 105                |
| DARUNTER:JKT                          | 146              | 54                | 48              | 104                  | 20                  | 2 310              | 77                 |
| DPS                                   | 27               | 5                 | 7               | 34                   | 2                   | 1 627              | 16                 |
| PHILIPPINEN                           | 149              | 29                | 56              | 41                   | 10                  | 3 356              | 20                 |
| DARUNTER:MNL                          | 149              | 29                | 56              | 40                   | 8                   | 3 265              | 20                 |
| HONGKONG (BRIT)                       | 549              | 155               | 196             | 523                  | 93                  | 7 314              | 279                |
| DARUNTER:HKG                          | 549              | 155               | 196             | 523                  | 93                  | 7 314              | 279                |
| TAIWAN                                | 85               | -                 | 37              | 90                   | -                   | 1 932              | 5                  |

AUGUST 1990

MIT GPRIETEN AUSSERHALB DES BUNDESGBIETES

| FLUGPLATZ          |                   |                        |                       |                               |          |           | NACH ENDZIELLAND  |
|--------------------|-------------------|------------------------|-----------------------|-------------------------------|----------|-----------|-------------------|
| NUERNBERG<br>(NUE) | MUENCHEN<br>(MUC) | BERLIN (WEST)<br>(BER) | SAARBRUECKEN<br>(SCN) | MUENSTER/<br>OSNABRUECK (FMO) | SONSTIGE | INSGESAMT | BZW. -- FLUGPLATZ |
|                    |                   |                        |                       |                               |          |           | REISENDE          |
|                    |                   |                        |                       |                               |          |           | INSGESAMT         |
| -                  | 543               | 1                      | -                     | -                             | -        | 2 903     | KUBA              |
| -                  | 543               | 1                      | -                     | -                             | -        | 2 482     | DARUNTER: HAV     |
| -                  | 14                | -                      | -                     | -                             | -        | 72        | BAHAMAS           |
| -                  | 20                | -                      | -                     | -                             | -        | 773       | JAMAICA           |
| -                  | -                 | -                      | -                     | -                             | -        | 13        | HAITI             |
| 1                  | 453               | 55                     | -                     | -                             | -        | 6 402     | DOMINIK. REP      |
| 1                  | 13                | 55                     | -                     | -                             | -        | 1 518     | DARUNTER: SDQ     |
| -                  | 440               | -                      | -                     | -                             | -        | 3 871     | POP               |
| -                  | -                 | -                      | -                     | -                             | -        | 1 013     | *DO               |
| 8                  | 47                | 23                     | -                     | 2                             | -        | 502       | ANTIGUA-BARB.     |
| -                  | 91                | 9                      | -                     | -                             | -        | 244       | GUADELOUPE (FR)   |
| 4                  | 37                | 26                     | -                     | -                             | -        | 717       | BARBADOS          |
| -                  | 4                 | 10                     | -                     | -                             | -        | 162       | TRINID. U. TOB.   |
| -                  | 49                | -                      | -                     | -                             | -        | 226       | NIED. ANTILLEN    |
| -                  | 14                | 15                     | -                     | -                             | -        | 436       | ST. LUCIA         |
| 6                  | 48                | 4                      | -                     | -                             | -        | 314       | SONST. WESTIN.    |
| 18                 | 92                | 41                     | 1                     | 2                             | 7        | 2 525     | KOLUMBIEN         |
| 18                 | 81                | 41                     | -                     | 2                             | 3        | 2 017     | DARUNTER: BOG     |
| 19                 | 415               | 61                     | -                     | 2                             | -        | 3 385     | VENEZUELA         |
| 19                 | 245               | 60                     | -                     | 2                             | -        | 2 231     | DARUNTER: CCS     |
| -                  | 170               | 1                      | -                     | -                             | -        | 1 128     | *VE               |
| -                  | -                 | -                      | -                     | -                             | -        | 2         | SURINAME          |
| -                  | -                 | -                      | -                     | -                             | -        | 13        | GUAYANA (FR)      |
| 111                | 1 410             | 143                    | 8                     | 15                            | 2        | 10 687    | BRASILIEN         |
| 35                 | 370               | 59                     | -                     | 3                             | -        | 4 795     | DARUNTER: RIO     |
| 51                 | 239               | 64                     | 6                     | 12                            | 2        | 3 843     | SAO               |
| -                  | 749               | 11                     | -                     | -                             | -        | 1 087     | REC               |
| 8                  | 103               | 14                     | -                     | 2                             | -        | 965       | ECUADOR           |
| 5                  | 150               | 28                     | -                     | -                             | -        | 1 696     | PERU              |
| 5                  | 149               | 28                     | -                     | -                             | -        | 1 690     | DARUNTER: LIM     |
| 5                  | 28                | 5                      | -                     | 2                             | 4        | 510       | BOLIVIEN          |
| -                  | 14                | -                      | -                     | -                             | -        | 343       | PARAGUAY          |
| 1                  | 5                 | 6                      | -                     | -                             | -        | 233       | URUGUAY           |
| 29                 | 171               | 54                     | 2                     | 1                             | -        | 2 505     | ARGENTINIEN       |
| 29                 | 169               | 54                     | 2                     | 1                             | -        | 2 381     | DARUNTER: BUE     |
| 8                  | 100               | 41                     | 1                     | 1                             | -        | 1 172     | CHILE             |
| 8                  | 100               | 41                     | 1                     | 1                             | -        | 1 159     | DARUNTER: SCL     |
| 5 991              | 60 265            | 14 076                 | 162                   | 369                           | 140      | 452 173   | A M E R I K A     |
| 2                  | 21                | 8                      | -                     | 3                             | -        | 743       | LIBANON           |
| 51                 | 9 284             | 566                    | 4                     | 18                            | -        | 23 270    | ISRAEL            |
| 51                 | 9 283             | 564                    | 4                     | 18                            | -        | 23 267    | DARUNTER: TLV     |
| 10                 | 114               | 69                     | 1                     | 2                             | -        | 3 050     | JORDANIEN         |
| 10                 | 114               | 69                     | 1                     | 2                             | -        | 3 015     | DARUNTER: AMM     |
| 11                 | 368               | 22                     | 3                     | 5                             | 3        | 2 771     | SYRIEN            |
| 8                  | 364               | 18                     | 3                     | 5                             | 3        | 2 419     | DARUNTER: DAM     |
| 4                  | 4                 | 7                      | -                     | -                             | -        | 131       | IRAK              |
| 38                 | 448               | 214                    | 2                     | 9                             | 2        | 10 171    | IRAN              |
| 38                 | 445               | 214                    | 1                     | 9                             | 2        | 10 000    | DARUNTER: THR     |
| -                  | 122               | 8                      | -                     | -                             | -        | 137       | KUWEIT            |
| 6                  | 74                | 1                      | -                     | -                             | 1        | 930       | BAHRAIN           |
| -                  | 7                 | -                      | -                     | 2                             | -        | 639       | KATAR             |
| 17                 | 327               | 25                     | 6                     | 15                            | 1        | 4 585     | SAUDI-ARAB.       |
| 9                  | 158               | 11                     | -                     | 8                             | 1        | 1 352     | DARUNTER: JED     |
| 8                  | 127               | 14                     | 5                     | 7                             | -        | 2 893     | RUH               |
| -                  | 24                | 6                      | -                     | -                             | -        | 999       | JEM. ARAB. REP.   |
| -                  | 3                 | -                      | -                     | -                             | -        | 14        | JEMEN DEM. VR     |
| -                  | 5                 | -                      | -                     | 5                             | -        | 188       | OMAN              |
| 5                  | 857               | 8                      | -                     | 1                             | -        | 4 363     | V. A. EMIRATE     |
| 3                  | 680               | 8                      | -                     | 1                             | -        | 2 763     | DARUNTER: DXB     |
| 2                  | 176               | -                      | -                     | -                             | -        | 1 598     | AUH               |
| 16                 | 90                | 30                     | 8                     | 4                             | 1        | 3 892     | PAKISTAN          |
| 16                 | 65                | 22                     | 8                     | 4                             | 1        | 2 974     | DARUNTER: KHI     |
| -                  | -                 | -                      | -                     | -                             | -        | 156       | BANGLADESCH       |
| -                  | -                 | -                      | -                     | -                             | -        | 6         | AFGHANISTAN       |
| 75                 | 578               | 202                    | 8                     | 12                            | 2        | 15 792    | INDIEN            |
| 28                 | 332               | 107                    | 4                     | 10                            | 2        | 8 717     | DARUNTER: DEL     |
| 46                 | 215               | 91                     | 1                     | 2                             | -        | 5 519     | BOM               |
| 2                  | 18                | 9                      | -                     | 1                             | -        | 1 381     | NEPAL             |
| 2                  | 16                | 9                      | -                     | 1                             | -        | 1 379     | DARUNTER: KTM     |
| 1                  | 1 337             | 31                     | -                     | -                             | -        | 4 022     | SRI LANKA         |
| 1                  | 1 337             | 31                     | -                     | -                             | -        | 4 022     | DARUNTER: CMB     |
| -                  | 732               | 7                      | -                     | -                             | -        | 2 710     | MALEDIVEN         |
| -                  | 732               | 7                      | -                     | -                             | -        | 2 710     | DARUNTER: MLE     |
| -                  | 3                 | -                      | -                     | -                             | -        | 37        | BIRMA             |
| 44                 | 1 951             | 178                    | 6                     | 12                            | 4        | 14 637    | THAILAND          |
| 44                 | 1 855             | 177                    | 6                     | 12                            | 4        | 14 272    | DARUNTER: BKK     |
| -                  | -                 | -                      | -                     | -                             | -        | 2         | LAOS              |
| -                  | -                 | -                      | -                     | -                             | -        | 2         | KAMPUTSCHEA       |
| -                  | 143               | 11                     | -                     | -                             | -        | 370       | VIETNAM           |
| 10                 | 96                | 5                      | 1                     | 2                             | -        | 1 783     | MALAYSIA          |
| 9                  | 87                | 5                      | 1                     | 2                             | -        | 1 592     | DARUNTER: KUL     |
| 87                 | 655               | 171                    | 4                     | 22                            | 2        | 6 511     | SINGAPUR          |
| 87                 | 655               | 171                    | 4                     | 22                            | 2        | 6 511     | DARUNTER: SIN     |
| -                  | -                 | -                      | -                     | 1                             | -        | 164       | BRUNEI            |
| 46                 | 328               | 108                    | 10                    | 2                             | -        | 5 377     | INDONESIEN        |
| 34                 | 196               | 71                     | 9                     | 2                             | -        | 3 071     | DARUNTER: JKT     |
| 12                 | 128               | 36                     | 1                     | -                             | -        | 1 895     | DPS               |
| 25                 | 183               | 39                     | 2                     | 10                            | -        | 3 920     | PHILIPPINEN       |
| 25                 | 183               | 39                     | 2                     | 10                            | -        | 3 826     | DARUNTER: MNL     |
| 158                | 535               | 154                    | 8                     | 23                            | 2        | 9 989     | HONGKONG (BRIT)   |
| 158                | 535               | 154                    | 8                     | 23                            | 2        | 9 989     | DARUNTER: HKG     |
| -                  | 107               | 14                     | 3                     | -                             | -        | 2 273     | TAIWAN            |

5 PERSONENVERKEHR  
 5. 2 VERFLECHTUNG IM VERKEHR  
 5. 2. 3 REISENDE

| NACH ENDTZIELLAND<br>BZW. ---FLUGPLATZ | VON HERKUNFTS    |                   |                 |                      |                     |                    |                    |
|--|------------------|-------------------|-----------------|----------------------|---------------------|--------------------|--------------------|
|  | HAMBURG<br>(HAM) | HANNOVER<br>(HAJ) | BREMEN<br>(BRE) | DUESSELDORF<br>(DUS) | KOELN/BONN<br>(CGN) | FRANKFURT<br>(FRA) | STUTTGART<br>(STR) |
| REISENDE                               |                  |                   |                 |                      |                     |                    |                    |
| INSGESAMT                              |                  |                   |                 |                      |                     |                    |                    |
| DARUNTER:TPE .....                     | 85               | -                 | 37              | 89                   | -                   | 1 716              | 5                  |
| JAPAN .....                            | 1 187            | 219               | 68              | 1 783                | 142                 | 21 072             | 352                |
| DARUNTER:TYO .....                     | 1 027            | 125               | 53              | 1 497                | 128                 | 16 180             | 302                |
| OSA .....                              | 148              | 90                | 15              | 229                  | 13                  | 3 889              | 40                 |
| KOREA REP. ....                        | 179              | 65                | 52              | 290                  | 50                  | 4 594              | 78                 |
| DARUNTER:SEL .....                     | 176              | 65                | 52              | 290                  | 50                  | 4 417              | 78                 |
| KOREA DEM.VR .....                     | -                | -                 | -               | -                    | -                   | 15                 | -                  |
| MONGOLEI .....                         | -                | -                 | -               | 1                    | -                   | 5                  | -                  |
| CHINA .....                            | 152              | 41                | 27              | 152                  | 33                  | 3 741              | 77                 |
| DARUNTER:PEK .....                     | 135              | 40                | 27              | 150                  | 32                  | 3 493              | 77                 |
| <b>A S I E N</b> .....                 | <b>5 936</b>     | <b>1 271</b>      | <b>1 164</b>    | <b>7 334</b>         | <b>2 020</b>        | <b>118 062</b>     | <b>2 455</b>       |
| <b>AUSTRALIEN</b> .....                | <b>203</b>       | <b>73</b>         | <b>42</b>       | <b>270</b>           | <b>53</b>           | <b>7 278</b>       | <b>152</b>         |
| DARUNTER:SYD .....                     | 107              | 37                | 27              | 165                  | 39                  | 3 731              | 106                |
| MEB .....                              | 74               | 29                | 12              | 63                   | 14                  | 1 677              | 38                 |
| NEUSEELAND .....                       | 10               | 2                 | 1               | 4                    | -                   | 559                | 4                  |
| OZEANIEN(USA) .....                    | -                | -                 | -               | -                    | -                   | 5                  | -                  |
| FIDSCHI .....                          | 1                | -                 | -               | -                    | -                   | 10                 | -                  |
| UEB.OZEANIEN .....                     | -                | -                 | 2               | 7                    | -                   | 12                 | -                  |
| NEUKALED.(FR) .....                    | -                | -                 | -               | -                    | -                   | 1                  | 2                  |
| POLYNES(FR) .....                      | 4                | -                 | -               | 1                    | -                   | 8                  | 1                  |
| PAPUA-NEUGUI .....                     | 5                | -                 | -               | -                    | 1                   | 77                 | -                  |
| <b>AUSTRALIEN/OZEANIEN...</b>          | <b>223</b>       | <b>75</b>         | <b>45</b>       | <b>282</b>           | <b>54</b>           | <b>7 950</b>       | <b>159</b>         |
| <b>I N S G E S A M T ..</b>            | <b>189 468</b>   | <b>89 612</b>     | <b>24 892</b>   | <b>459 037</b>       | <b>73 304</b>       | <b>974 946</b>     | <b>161 892</b>     |

AUGUST 1990

MIT GEBIETEN AUSSERHALB DES BUNDESGBIETES

| FLUGPLATZ          |                   |                        |                       |                               |          |           | NACH ENDZIELLAND<br>BZW. -- FLUGPLATZ |
|--------------------|-------------------|------------------------|-----------------------|-------------------------------|----------|-----------|---------------------------------------|
| NUERNBERG<br>(NUE) | MUENCHEN<br>(MUC) | BERLIN (WEST)<br>(BER) | SAARBRUECKEN<br>(SCN) | MUENSTER/<br>OSNABRUECK (FMO) | SONSTIGE | INSGESAMT |                                       |
| -                  | 107               | 13                     | 1                     | -                             | -        | 2 053     | REISENDE                              |
| 138                | 3 475             | 709                    | 7                     | 12                            | 3        | 29 167    | INSGESAMT                             |
| 98                 | 3 085             | 604                    | 5                     | 10                            | 3        | 23 117    | DARUNTER: TPE                         |
| 37                 | 347               | 93                     | 2                     | 1                             | -        | 4 904     | JAPAN                                 |
| 83                 | 246               | 217                    | 9                     | 22                            | 3        | 5 888     | DARUNTER: TYO                         |
| 81                 | 246               | 217                    | 7                     | 22                            | 3        | 5 704     | OSA                                   |
| -                  | -                 | -                      | -                     | -                             | -        | 15        | KOREA REP.                            |
| 33                 | 223               | 64                     | 2                     | -                             | -        | 6         | DARUNTER: SEL                         |
| 30                 | 203               | 15                     | 1                     | -                             | -        | 4 545     | KOREA DEM. VR                         |
| 862                | 22 358            | 2 883                  | 84                    | 183                           | 24       | 4 203     | MONGOLEI                              |
|                    |                   |                        |                       |                               |          |           | CHINA                                 |
|                    |                   |                        |                       |                               |          |           | DARUNTER: PEK                         |
|                    |                   |                        |                       |                               |          |           | A S I E N                             |
| 49                 | 418               | 77                     | 3                     | 25                            | 3        | 8 646     | AUSTRALIEN                            |
| 30                 | 255               | 47                     | 1                     | 22                            | 3        | 4 570     | DARUNTER: SYD                         |
| 17                 | 118               | 24                     | -                     | 3                             | -        | 2 069     | MEB                                   |
| -                  | 21                | -                      | -                     | -                             | -        | 601       | NEUSEELAND                            |
| -                  | -                 | -                      | -                     | -                             | -        | 5         | OZEANIEN (USA)                        |
| -                  | 3                 | -                      | -                     | -                             | -        | 14        | FIDSCHI                               |
| -                  | -                 | -                      | -                     | -                             | -        | 21        | UEB OZEANIEN                          |
| -                  | -                 | -                      | -                     | -                             | -        | 3         | NEUKALED. (FR)                        |
| -                  | 12                | -                      | -                     | 1                             | -        | 27        | POLYNES (FR)                          |
| -                  | 1                 | -                      | -                     | -                             | -        | 84        | PAPUA-NEUGUI                          |
| 49                 | 455               | 77                     | 3                     | 26                            | 3        | 9 401     | AUSTRALIEN/OZEANIEN                   |
| 49 247             | 388 291           | 105 066                | 11 472                | 7 430                         | 341      | 2 534 998 | I N S G E S A M T                     |

5 PERSONENVERKEHR  
 5. 2 VERFLECHTUNG IM VERKEHR  
 5. 2. 3 REISENDE

| NACH ENDZIELLAND<br>BZW. ---FLUGPLATZ       | VON HERKUNFTS    |                   |                 |                      |                     |                    |                    |
|---|------------------|-------------------|-----------------|----------------------|---------------------|--------------------|--------------------|
|   | HAMBURG<br>(HAM) | HANNOVER<br>(HAJ) | BREMEN<br>(BRE) | DUESSELDORF<br>(DUS) | KOELN/BONN<br>(CGN) | FRANKFURT<br>(FRA) | STUTTGART<br>(STR) |
| <b>REISENDE IM PAUSCHALFLUGREISEVERKEHR</b> |                  |                   |                 |                      |                     |                    |                    |
| SCHWEDEN                                    | 34               | -                 | -               | -                    | -                   | 58                 | -                  |
| NORWEGEN                                    | -                | -                 | -               | -                    | 305                 | 378                | -                  |
| DAENEMARK                                   | -                | -                 | -               | -                    | -                   | -                  | -                  |
| GR BRITANNIEN                               | 1 448            | 1 143             | -               | 932                  | -                   | 1 074              | 1 545              |
| DARUNTER: LON                               | 1 412            | 995               | -               | 932                  | -                   | 1 074              | 1 545              |
| MAN   | -                | -                 | -               | -                    | -                   | -                  | -                  |
| IRLAND                                      | -                | -                 | -               | 832                  | -                   | 634                | 337                |
| DARUNTER: SNN                               | -                | -                 | -               | 832                  | -                   | 546                | 337                |
| ISLAND                                      | -                | -                 | -               | 77                   | 250                 | -                  | 188                |
| BELGIEN                                     | -                | -                 | -               | -                    | -                   | 77                 | -                  |
| FRANKREICH                                  | 333              | 319               | -               | 1 335                | 103                 | 1 530              | 324                |
| DARUNTER: CLY                               | 333              | 319               | -               | 950                  | 103                 | 685                | -                  |
| BIA   | -                | -                 | -               | 385                  | -                   | 644                | 324                |
| *FR   | -                | -                 | -               | -                    | -                   | 201                | -                  |
| SPANIEN                                     | 36 809           | 27 013            | 6 956           | 139 173              | 20 746              | 63 434             | 37 823             |
| DARUNTER: GRO                               | -                | 357               | -               | 1 592                | -                   | 759                | -                  |
| ALC   | 547              | 311               | -               | 4 226                | -                   | 1 042              | -                  |
| LEI   | 764              | 409               | -               | 3 974                | -                   | 1 479              | 388                |
| AGP   | 2 064            | 687               | -               | 6 767                | -                   | 1 601              | 771                |
| SVQ   | 111              | 229               | -               | 353                  | -                   | 562                | 585                |
| *EI   | 128              | -                 | -               | 330                  | -                   | 291                | 324                |
| PMI   | 18 818           | 14 165            | 5 385           | 65 119               | 12 510              | 30 904             | 19 840             |
| IBZ   | 3 410            | 2 361             | 787             | 16 555               | 2 684               | 6 869              | 4 165              |
| MAH   | 1 336            | 668               | -               | 3 339                | 472                 | 2 289              | 2 464              |
| LPA   | 3 718            | 3 374             | 589             | 13 685               | 2 084               | 7 129              | 3 471              |
| TCI   | 2 264            | 1 919             | 195             | 7 447                | 1 715               | 4 907              | 2 330              |
| FUE   | 1 545            | 1 117             | -               | 8 109                | 531                 | 3 513              | 2 091              |
| ACE   | 1 946            | 1 416             | -               | 6 240                | 750                 | 2 089              | 1 394              |
| *E3   | 158              | -                 | -               | 1 115                | -                   | -                  | -                  |
| PORTUGAL                                    | 2 500            | 1 336             | -               | 9 979                | 1 738               | 5 809              | 2 660              |
| DARUNTER: LIS                               | -                | -                 | -               | 1 345                | -                   | 432                | -                  |
| FAO   | 2 237            | 1 336             | -               | 7 022                | 1 738               | 3 707              | 2 660              |
| FNC   | 263              | -                 | -               | 853                  | -                   | 1 670              | -                  |
| MALTA                                       | 1 040            | -                 | -               | 2 643                | 956                 | 1 451              | 1 077              |
| DARUNTER: MLA                               | 1 040            | -                 | -               | 2 643                | 956                 | 1 451              | 1 077              |
| SCHWEIZ                                     | -                | -                 | -               | 131                  | 165                 | -                  | -                  |
| OESTERREICH                                 | -                | -                 | -               | -                    | -                   | -                  | -                  |
| ITALIEN                                     | 1 531            | 1 037             | -               | 5 288                | 697                 | 2 828              | 2 424              |
| DARUNTER: VRN                               | 515              | 501               | -               | 186                  | -                   | -                  | -                  |
| NAP   | 730              | 443               | -               | 2 425                | 408                 | 1 306              | 1 165              |
| SUF   | -                | -                 | -               | -                    | -                   | 216                | 104                |
| CTA   | 251              | -                 | -               | 1 868                | -                   | 834                | 730                |
| GRIECHENLAND                                | 17 474           | 6 258             | 516             | 60 596               | 2 685               | 24 183             | 16 657             |
| DARUNTER: ATH                               | 2 269            | -                 | -               | 4 676                | 587                 | 1 943              | 1 418              |
| SKG   | 1 745            | -                 | -               | 4 277                | -                   | 1 614              | 832                |
| CFU   | 1 290            | 966               | -               | 4 824                | -                   | 1 736              | 1 591              |
| JSI   | -                | -                 | -               | 786                  | -                   | 282                | 251                |
| ZTH   | -                | -                 | -               | 1 316                | -                   | 522                | -                  |
| JMK   | -                | -                 | -               | 1 481                | -                   | -                  | -                  |
| SMI   | 1 006            | -                 | -               | 2 697                | -                   | 703                | 315                |
| JTR   | -                | -                 | -               | 569                  | -                   | -                  | 282                |
| RGS   | 2 208            | 627               | -               | 5 365                | -                   | 1 624              | 1 743              |
| RHO   | 2 749            | 1 616             | -               | 10 987               | 1 032               | 3 204              | 2 801              |
| CHQ   | 713              | -                 | -               | 1 875                | -                   | 1 930              | 830                |
| HER   | 5 235            | 2 837             | 516             | 16 677               | 1 066               | 9 131              | 6 368              |
| KVA   | -                | -                 | -               | 1 149                | -                   | -                  | -                  |
| MJT   | -                | -                 | -               | 1 304                | -                   | 440                | -                  |
| *GR   | 259              | 212               | -               | 2 603                | -                   | 1 054              | 226                |
| TUERKEI                                     | 12 055           | 10 226            | 1 082           | 31 512               | 2 526               | 19 167             | 14 124             |
| DARUNTER: ANK                               | 3                | 728               | -               | 356                  | -                   | 390                | 432                |
| IST   | 1 496            | 1 767             | 251             | 4 980                | 121                 | 2 242              | 1 442              |
| IJM   | 2 439            | 2 458             | -               | 6 085                | 15                  | 1 890              | 1 133              |
| DLM   | 1 586            | 806               | -               | 4 943                | 209                 | 3 260              | 2 702              |
| AYT   | 6 531            | 4 392             | 831             | 15 148               | 2 181               | 11 385             | 8 415              |
| ZYPERN                                      | 779              | 349               | -               | 2 086                | -                   | 615                | 312                |
| DARUNTER: LCA                               | 534              | 349               | -               | 1 818                | -                   | 346                | 312                |
| PFO   | 104              | -                 | -               | 150                  | -                   | 237                | -                  |
| JUGOSLAWIEN                                 | 3 325            | 3 815             | -               | 13 418               | 2 345               | 5 530              | 3 160              |
| DARUNTER: ZAG                               | 65               | -                 | -               | 1 426                | -                   | 369                | -                  |
| PUY   | 252              | 381               | -               | 564                  | 194                 | 408                | 172                |
| SPU   | 1 378            | 1 577             | -               | 4 207                | 960                 | 1 668              | 959                |
| DBV   | 806              | 712               | -               | 2 859                | 379                 | 1 138              | 607                |
| TIV   | 757              | 1 145             | -               | 2 207                | 400                 | 1 655              | 1 422              |
| *YU   | -                | -                 | -               | 1 861                | 412                 | 217                | -                  |
| UNGARN                                      | 75               | -                 | -               | 504                  | -                   | 476                | -                  |
| DARUNTER: BUD                               | 75               | -                 | -               | 504                  | -                   | 476                | -                  |
| TSCHECHOSLOW                                | 139              | -                 | -               | 405                  | 46                  | 115                | -                  |
| RUMAENIEN                                   | -                | -                 | -               | 561                  | -                   | 800                | -                  |
| DARUNTER: CND                               | -                | -                 | -               | 509                  | -                   | 699                | -                  |
| BULGARIEN                                   | 998              | 1 665             | -               | 3 584                | 696                 | 3 490              | 2 362              |
| DARUNTER: VAR                               | 513              | 920               | -               | 1 725                | 335                 | 1 810              | 1 640              |
| BOJ   | 485              | 745               | -               | 1 859                | 361                 | 1 434              | 722                |
| POLEN                                       | -                | -                 | -               | -                    | -                   | 36                 | -                  |
| SOWJETUNION                                 | 685              | 975               | -               | 571                  | -                   | 1 287              | 307                |
| DARUNTER: *SU                               | 143              | 310               | -               | 571                  | -                   | 912                | -                  |
| <b>EUROPA</b>                               | <b>79 225</b>    | <b>54 136</b>     | <b>8 554</b>    | <b>273 627</b>       | <b>33 258</b>       | <b>132 972</b>     | <b>83 300</b>      |
| DARUNTER: EG-LAENDER                        | 60 095           | 37 106            | 7 472           | 218 135              | 25 969              | 99 569             | 61 770             |
| AEGYPTEN                                    | 134              | -                 | -               | 985                  | 110                 | 572                | 578                |
| DARUNTER: CAI                               | 10               | -                 | -               | 6                    | 26                  | 356                | 334                |
| LXR   | 90               | -                 | -               | 913                  | -                   | 128                | -                  |
| HRG   | 34               | -                 | -               | 66                   | 84                  | 88                 | 34                 |
| TUNESIEN                                    | 3 297            | 3 335             | 816             | 10 790               | 1 545               | 11 314             | 7 505              |

AUGUST 1990

MIT GEBIETEN AUSSERHALB DES BUNDESGBIETES

| FLUGPLATZ          |                   |                        |                        |                              |          |           | NACH ENDZIELLAND<br>BZW. -- FLUGPLATZ |
|--------------------|-------------------|------------------------|------------------------|------------------------------|----------|-----------|---------------------------------------|
| NUERNBERG<br>(NUE) | MUENCHEN<br>(MUC) | BERLIN (WEST)<br>(BER) | SAARB RUECKEN<br>(SCN) | MUENSTER/<br>OSNABRUECK(FMO) | SONSTIGE | INSGESAMT |                                       |
| -                  | -                 | -                      | -                      | -                            | -        | 92        | SCHWEDEN                              |
| -                  | -                 | -                      | -                      | -                            | -        | 683       | NORWEGEN                              |
| -                  | -                 | 182                    | -                      | -                            | -        | 182       | DAENEMARK                             |
| -                  | 13 386            | 2 012                  | -                      | -                            | -        | 21 540    | GR BRITANNIEN                         |
| -                  | 9 611             | 2 012                  | -                      | -                            | -        | 17 581    | DARUNTER: LON                         |
| -                  | 2 294             | -                      | -                      | -                            | -        | 2 294     | MAN                                   |
| -                  | 477               | -                      | -                      | -                            | -        | 2 280     | IRLAND                                |
| -                  | 477               | -                      | -                      | -                            | -        | 2 192     | DARUNTER: SNN                         |
| -                  | -                 | -                      | -                      | -                            | -        | 515       | ISLAND                                |
| -                  | -                 | -                      | -                      | -                            | -        | 77        | BELGIEN                               |
| -                  | 1 420             | 533                    | -                      | -                            | -        | 5 897     | FRANKREICH                            |
| -                  | -                 | 533                    | -                      | -                            | -        | 2 390     | DARUNTER: CLY                         |
| -                  | 242               | -                      | -                      | -                            | -        | 2 128     | BIA                                   |
| -                  | 1 178             | -                      | -                      | -                            | -        | 1 379     | *FR                                   |
| 11 823             | 38 786            | 20 190                 | 5 920                  | 3 288                        | -        | 411 961   | SPANIEN                               |
| -                  | 621               | -                      | -                      | -                            | -        | 3 329     | DARUNTER: GRO                         |
| -                  | 975               | 634                    | -                      | -                            | -        | 7 735     | ALC                                   |
| -                  | 1 734             | 563                    | -                      | -                            | -        | 9 311     | LEI                                   |
| -                  | 2 209             | 884                    | -                      | -                            | -        | 14 983    | AGP                                   |
| -                  | -                 | 411                    | -                      | -                            | -        | 2 251     | SVQ                                   |
| -                  | -                 | -                      | -                      | -                            | -        | 1 073     | *EI                                   |
| 6 221              | 13 948            | 10 727                 | 3 827                  | 3 144                        | -        | 204 608   | PHI                                   |
| 1 531              | 4 940             | 1 434                  | 1 025                  | 73                           | -        | 45 834    | IBZ                                   |
| 583                | 1 689             | 846                    | 59                     | 71                           | -        | 13 816    | MAH                                   |
| 1 646              | 4 911             | 1 821                  | 848                    | -                            | -        | 43 276    | LPA                                   |
| 912                | 3 171             | 1 001                  | 161                    | -                            | -        | 26 022    | TCI                                   |
| 586                | 2 042             | 1 019                  | -                      | -                            | -        | 20 553    | FUE                                   |
| 344                | 1 859             | 646                    | -                      | -                            | -        | 16 684    | ACE                                   |
| -                  | 687               | 204                    | -                      | -                            | -        | 2 164     | *E3                                   |
| 722                | 4 623             | 1 748                  | -                      | -                            | -        | 31 115    | PORTUGAL                              |
| -                  | -                 | -                      | -                      | -                            | -        | 1 777     | DARUNTER: LIS                         |
| 722                | 3 965             | 1 748                  | -                      | -                            | -        | 25 135    | FAO                                   |
| -                  | 658               | -                      | -                      | -                            | -        | 3 444     | FNC                                   |
| -                  | 1 950             | 599                    | -                      | -                            | -        | 9 716     | MALTA                                 |
| -                  | 1 950             | 599                    | -                      | -                            | -        | 9 716     | DARUNTER: MLA                         |
| -                  | -                 | -                      | -                      | -                            | -        | 296       | SCHWEIZ                               |
| -                  | -                 | 944                    | -                      | -                            | -        | 944       | OESTERREICH                           |
| 267                | 4 044             | 1 737                  | -                      | -                            | -        | 19 853    | ITALIEN                               |
| -                  | -                 | -                      | -                      | -                            | -        | 1 202     | DARUNTER: VRN                         |
| 99                 | 1 597             | 606                    | -                      | -                            | -        | 8 779     | NAP                                   |
| -                  | 941               | -                      | -                      | -                            | -        | 1 261     | SUF                                   |
| 168                | 1 129             | -                      | -                      | -                            | -        | 4 980     | CTA                                   |
| 5 395              | 50 366            | 6 961                  | 947                    | -                            | -        | 192 074   | GRIECHENLAND                          |
| 653                | 6 332             | 351                    | -                      | -                            | 36       | 18 229    | DARUNTER: ATH                         |
| 394                | 2 653             | 310                    | -                      | -                            | -        | 11 825    | SKG                                   |
| 647                | 3 739             | 1 168                  | -                      | -                            | 36       | 15 997    | CFU                                   |
| -                  | 1 236             | -                      | -                      | -                            | -        | 2 565     | JSI                                   |
| -                  | 477               | -                      | -                      | -                            | -        | 2 315     | ZTH                                   |
| -                  | 1 473             | -                      | -                      | -                            | -        | 2 954     | JMK                                   |
| -                  | 2 610             | -                      | -                      | -                            | -        | 7 331     | SMI                                   |
| -                  | 2 632             | -                      | -                      | -                            | -        | 3 483     | JTR                                   |
| -                  | 4 283             | 343                    | -                      | -                            | -        | 16 193    | KGS                                   |
| 1 396              | 6 538             | 1 147                  | -                      | -                            | -        | 31 470    | RHO                                   |
| -                  | 1 411             | -                      | -                      | -                            | -        | 6 759     | CHQ                                   |
| 2 305              | 11 995            | 2 813                  | 947                    | -                            | -        | 59 890    | HER                                   |
| -                  | 701               | -                      | -                      | -                            | -        | 1 850     | KVA                                   |
| -                  | 1 458             | 272                    | -                      | -                            | -        | 3 474     | MJT                                   |
| -                  | 2 828             | 557                    | -                      | -                            | -        | 7 739     | *GR                                   |
| 7 072              | 20 656            | 10 910                 | 1 575                  | 528                          | -        | 131 433   | TUERKEI                               |
| 29                 | -                 | 765                    | -                      | -                            | -        | 2 703     | DARUNTER: ANK                         |
| 478                | 2 442             | 2 858                  | -                      | -                            | -        | 18 077    | IST                                   |
| 272                | 3 660             | 2 146                  | -                      | -                            | -        | 20 098    | IZM                                   |
| 374                | 3 436             | 1 623                  | 365                    | -                            | -        | 19 304    | DIK                                   |
| 5 919              | 11 118            | 3 216                  | 1 210                  | 528                          | -        | 70 874    | AYT                                   |
| -                  | 1 433             | -                      | -                      | -                            | -        | 5 574     | ZYPERN                                |
| -                  | 632               | -                      | -                      | -                            | -        | 3 991     | DARUNTER: LCA                         |
| -                  | 801               | -                      | -                      | -                            | -        | 1 292     | PFO                                   |
| 944                | 2 811             | 385                    | 781                    | -                            | -        | 36 514    | JUGOSLAWIEN                           |
| -                  | -                 | -                      | -                      | -                            | -        | 1 860     | DARUNTER: ZAG                         |
| -                  | 126               | -                      | -                      | -                            | -        | 2 097     | PUY                                   |
| 390                | 857               | 168                    | 550                    | -                            | -        | 12 714    | SFU                                   |
| 315                | 750               | 217                    | 231                    | -                            | -        | 8 014     | DBV                                   |
| 239                | 938               | -                      | -                      | -                            | -        | 8 763     | TIV                                   |
| -                  | 140               | -                      | -                      | -                            | -        | 2 630     | *YU                                   |
| -                  | -                 | -                      | -                      | -                            | -        | 1 055     | UNGARN                                |
| -                  | -                 | -                      | -                      | -                            | -        | 1 055     | DARUNTER: BUD                         |
| -                  | -                 | -                      | -                      | -                            | -        | 705       | TSCHECOSLOW                           |
| -                  | -                 | -                      | -                      | -                            | -        | 1 361     | RUMAENIEN                             |
| -                  | -                 | -                      | -                      | -                            | -        | 1 208     | DARUNTER: CND                         |
| 631                | 822               | -                      | -                      | -                            | -        | 14 248    | BULGARIEN                             |
| 326                | 416               | -                      | -                      | -                            | -        | 7 685     | DARUNTER: VAR                         |
| 305                | 406               | -                      | -                      | -                            | -        | 6 317     | BOJ                                   |
| -                  | -                 | -                      | -                      | -                            | -        | 36        | POLEN                                 |
| -                  | 156               | -                      | -                      | -                            | -        | 3 981     | SOWJETUNION                           |
| -                  | -                 | -                      | -                      | -                            | -        | 1 936     | DARUNTER: *SU                         |
| 26 854             | 140 930           | 46 201                 | 9 223                  | 3 816                        | 36       | 892 132   | E U R O P A                           |
| 18 207             | 113 102           | 33 363                 | 6 867                  | 3 288                        | 36       | 684 979   | DARUNTER: EG-LAENDER                  |
| -                  | 3 139             | -                      | -                      | -                            | -        | 5 518     | AEGYPTEN                              |
| -                  | 1 143             | -                      | -                      | -                            | -        | 1 875     | DARUNTER: CAI                         |
| -                  | 914               | -                      | -                      | -                            | -        | 2 045     | LXR                                   |
| -                  | 873               | -                      | -                      | -                            | -        | 1 179     | HRG                                   |
| 2 363              | 9 620             | 2 280                  | 1 260                  | 583                          | -        | 54 708    | TUNESIEN                              |

5 PERSONENVERKEHR  
 -----  
 5. 2 VERFLECHTUNG IM VERKEHR  
 -----  
 5. 2. 3 REISENDE

| NACH ENDZIELLAND<br>BZW. --- FLUGPLATZ | VON HERKUNFTS    |                   |                 |                      |                     |                    |                    |
|--|------------------|-------------------|-----------------|----------------------|---------------------|--------------------|--------------------|
|  | HAMBURG<br>(HAM) | HANNOVER<br>(HAJ) | BREMEN<br>(BRE) | DUESSELDORF<br>(DUS) | KOELN/BONN<br>(CGN) | FRANKFURT<br>(FRA) | STUTTGART<br>(STR) |
| <b>REISENDE IM</b>                     |                  |                   |                 |                      |                     |                    |                    |
| <b>PAUSCHALFLUGREISEVERKEHR</b>        |                  |                   |                 |                      |                     |                    |                    |
| DARUNTER:TUN .....                     | 106              | 57                | -               | 789                  | -                   | 637                | 496                |
| DJE .....                              | 800              | 550               | -               | 2 661                | -                   | -                  | 1 744              |
| MIR .....                              | 2 391            | 2 728             | 816             | 7 340                | 1 277               | 3 063              | 5 265              |
| MAROKKO .....                          | 626              | 433               | -               | 2 821                | -                   | 7 614              | -                  |
| DARUNTER:AGA .....                     | 609              | 433               | -               | 2 792                | -                   | 1 049              | -                  |
| SENEGAL .....                          | -                | -                 | -               | 92                   | -                   | 1 023              | -                  |
| GAMBIA .....                           | -                | -                 | -               | 21                   | -                   | 466                | -                  |
| SUDAN .....                            | -                | -                 | -               | -                    | -                   | 200                | -                  |
| KENIA .....                            | 523              | -                 | -               | 1 233                | -                   | 3 751              | -                  |
| DARUNTER:MBA .....                     | 523              | -                 | -               | 1 233                | -                   | 3 751              | -                  |
| <b>A F R I K A .....</b>               | <b>4 580</b>     | <b>3 768</b>      | <b>816</b>      | <b>15 942</b>        | <b>1 655</b>        | <b>17 355</b>      | <b>8 083</b>       |
| MEXIKO .....                           | -                | -                 | -               | 469                  | -                   | 295                | -                  |
| KUBA .....                             | -                | -                 | -               | 449                  | 1 167               | 678                | -                  |
| DARUNTER:HAV .....                     | -                | -                 | -               | 449                  | 753                 | 678                | -                  |
| JAMAICA .....                          | -                | -                 | -               | 578                  | -                   | -                  | -                  |
| DOMINIK.REP .....                      | 261              | -                 | -               | 2 125                | -                   | 2 902              | -                  |
| DARUNTER:POP .....                     | 119              | -                 | -               | 1 463                | -                   | 1 813              | -                  |
| *DO .....                              | 142              | -                 | -               | 438                  | -                   | 429                | -                  |
| VENEZUELA .....                        | -                | -                 | -               | 176                  | -                   | 305                | -                  |
| BRASILLEN .....                        | -                | -                 | -               | 255                  | -                   | -                  | -                  |
| <b>A M E R I K A .....</b>             | <b>261</b>       | <b>-</b>          | <b>-</b>        | <b>4 052</b>         | <b>1 167</b>        | <b>4 180</b>       | <b>-</b>           |
| ISRAEL .....                           | 89               | -                 | -               | 198                  | 628                 | 1 392              | 675                |
| DARUNTER:TLV .....                     | 89               | -                 | -               | 198                  | 628                 | 1 392              | 675                |
| JORDANIEN .....                        | -                | -                 | -               | -                    | -                   | 12                 | -                  |
| SAUDI-ARAB .....                       | -                | -                 | -               | -                    | -                   | 5                  | -                  |
| JEM.ARAB.REP .....                     | -                | -                 | -               | -                    | -                   | 1                  | -                  |
| V.A.EMIRATE .....                      | -                | -                 | -               | -                    | -                   | -                  | -                  |
| SRI LANKA .....                        | 307              | -                 | -               | 689                  | -                   | 561                | -                  |
| DARUNTER:CMB .....                     | 307              | -                 | -               | 689                  | -                   | 561                | -                  |
| MALEDIVEN .....                        | 198              | -                 | -               | 496                  | -                   | 1 197              | -                  |
| DARUNTER:MLE .....                     | 198              | -                 | -               | 496                  | -                   | 1 197              | -                  |
| THAILAND .....                         | -                | -                 | -               | 560                  | -                   | 647                | -                  |
| DARUNTER:BKK .....                     | -                | -                 | -               | 527                  | -                   | 513                | -                  |
| <b>A S I E N .....</b>                 | <b>594</b>       | <b>-</b>          | <b>-</b>        | <b>1 943</b>         | <b>628</b>          | <b>3 815</b>       | <b>675</b>         |
| <b>I N S G E S A M T ..</b>            | <b>84 660</b>    | <b>57 904</b>     | <b>9 370</b>    | <b>295 564</b>       | <b>36 708</b>       | <b>158 322</b>     | <b>92 058</b>      |

AUGUST 1990

MIT GEBIETEN AUSSERHALB DES BUNDESGBIETES

| FLUGPLATZ          |                   |                        |                       |                              |          |           | NACH ENDZIELLAND<br>BZW. -- FLUGPLATZ   |
|--------------------|-------------------|------------------------|-----------------------|------------------------------|----------|-----------|---|
| NUERNBERG<br>(NUE) | MUENCHEN<br>(MUC) | BERLIN (WEST)<br>(BER) | SAARBRUECKEN<br>(SCN) | MUENSTER/<br>OSNABRUECK(FMO) | SONSTIGE | INSGESAMT |   |
| -                  | 475               | -                      | -                     | -                            | -        | 2 560     | REISENDE IM<br>PAUSCHALFLUGREISEVERKEHR |
| 570                | 3 004             | 563                    | -                     | -                            | -        | 13 223    | DARUNTER: TUN<br>DJE                    |
| 1 793              | 5 988             | 1 717                  | 1 260                 | 583                          | -        | 38 772    | MIR                                     |
| -                  | 2 274             | 337                    | -                     | -                            | -        | 7 540     | MAROKKO                                 |
| -                  | 2 128             | 337                    | -                     | -                            | -        | 7 322     | DARUNTER: AGA                           |
| -                  | -                 | -                      | -                     | -                            | -        | 558       | SENEGAL                                 |
| -                  | -                 | -                      | -                     | -                            | -        | 221       | GAMBIA                                  |
| -                  | 3 436             | -                      | -                     | -                            | -        | 3         | SUDAN                                   |
| -                  | 3 436             | -                      | -                     | -                            | -        | 8 943     | KENIA                                   |
| -                  | -                 | -                      | -                     | -                            | -        | 8 943     | DARUNTER: MBA                           |
| 2 363              | 18 469            | 2 617                  | 1 260                 | 583                          | -        | 77 491    | A F R I K A                             |
| -                  | 76                | -                      | -                     | -                            | -        | 840       | MEXIKO                                  |
| -                  | 541               | -                      | -                     | -                            | -        | 2 835     | KUBA                                    |
| -                  | 541               | -                      | -                     | -                            | -        | 2 421     | DARUNTER: HAV                           |
| -                  | -                 | -                      | -                     | -                            | -        | 578       | JAMAICA                                 |
| -                  | 440               | -                      | -                     | -                            | -        | 5 728     | DOMINIK. REP                            |
| -                  | 440               | -                      | -                     | -                            | -        | 3 835     | DARUNTER: POP                           |
| -                  | -                 | -                      | -                     | -                            | -        | 1 009     | *DO                                     |
| -                  | 153               | -                      | -                     | -                            | -        | 634       | VENEZUELA                               |
| -                  | 727               | -                      | -                     | -                            | -        | 982       | BRASILLEN                               |
| -                  | 1 937             | -                      | -                     | -                            | -        | 11 597    | A M E R I K A                           |
| -                  | 3 396             | -                      | -                     | -                            | -        | 6 378     | ISRAEL                                  |
| -                  | 3 396             | -                      | -                     | -                            | -        | 6 378     | DARUNTER: TLV                           |
| -                  | -                 | -                      | -                     | -                            | -        | 12        | JORDANIEN                               |
| -                  | -                 | -                      | -                     | -                            | -        | 5         | SAUDI-ARAB.                             |
| -                  | -                 | -                      | -                     | -                            | -        | 1         | JEM. ARAB. REP.                         |
| -                  | 1                 | -                      | -                     | -                            | -        | 1         | V. A. EMIRATE                           |
| -                  | 1 292             | -                      | -                     | -                            | -        | 2 849     | SRI LANKA                               |
| -                  | 1 292             | -                      | -                     | -                            | -        | 2 849     | DARUNTER: CMB                           |
| -                  | 692               | -                      | -                     | -                            | -        | 2 583     | MALEDIVEN                               |
| -                  | 692               | -                      | -                     | -                            | -        | 2 583     | DARUNTER: MLE                           |
| -                  | 812               | -                      | -                     | -                            | -        | 2 019     | THAILAND                                |
| -                  | 730               | -                      | -                     | -                            | -        | 1 770     | DARUNTER: BKK                           |
| -                  | 6 193             | -                      | -                     | -                            | -        | 13 848    | A S I E N                               |
| 29 217             | 167 529           | 48 818                 | 10 483                | 4 399                        | 36       | 995 068   | I N S G E S A M T                       |



| NACH STRECKENZIELLAND |                  | VON STRECKEN      |                 |                      |                     |                    |                    |  |
|-----------------------|------------------|-------------------|-----------------|----------------------|---------------------|--------------------|--------------------|--|
| BZW. ----- FLUGPLATZ  | HAMBURG<br>(HAM) | HANNOVER<br>(HAJ) | BREMEN<br>(BRE) | DUESSELDORF<br>(DUS) | KOELN/BONN<br>(CGN) | FRANKFURT<br>(FRA) | STUTTGART<br>(STR) |  |
| <b>EINLADUNG</b>      |                  |                   |                 |                      |                     |                    |                    |  |
| <b>INSGESAMT</b>      |                  |                   |                 |                      |                     |                    |                    |  |
| DDR U. BER(O) .....   | 2 057            | -                 | -               | 1 024                | 313                 | 15 210             | 233                |  |
| DARUNTER: LEJ .....   | 736              | -                 | -               | 1 024                | -                   | 12 290             | 186                |  |
| FINNLAND .....        | 28 131           | -                 | -               | 38 894               | -                   | 283 179            | 3 610              |  |
| DARUNTER: HEL .....   | 28 131           | -                 | -               | 38 894               | -                   | 283 179            | 3 610              |  |
| SCHWEDEN .....        | 23 669           | -                 | -               | 21 511               | 102 569             | 710 447            | 778                |  |
| DARUNTER: STO .....   | 23 094           | -                 | -               | 18 539               | 48 894              | 480 968            | 778                |  |
| GOT .....             | 575              | -                 | -               | 2 972                | 47 962              | 229 344            | -                  |  |
| NORWEGEN .....        | 29 751           | -                 | -               | 11 860               | -                   | 202 209            | -                  |  |
| DARUNTER: OSL .....   | 21 451           | -                 | -               | 11 860               | -                   | 202 209            | -                  |  |
| DAENEMARK .....       | 21 115           | 2 677             | 133             | 68 349               | 419 933             | 459 495            | 24 545             |  |
| DARUNTER: CPH .....   | 21 115           | 1 827             | 133             | 68 349               | 208 951             | 459 495            | 24 545             |  |
| BLL .....             | -                | -                 | -               | -                    | 166 777             | -                  | -                  |  |
| *DK .....             | -                | 850               | -               | -                    | 44 205              | -                  | -                  |  |
| GR BRITANNIEN .....   | 126 282          | 20 673            | 4 935           | 236 376              | 840 597             | 3 262 441          | 51 650             |  |
| DARUNTER: LON .....   | 123 124          | 19 490            | 4 709           | 122 258              | 383 969             | 2 829 156          | 46 567             |  |
| BHX .....             | 284              | 183               | -               | 10 675               | 157 433             | 159 032            | 5 068              |  |
| MAN .....             | 2 757            | 842               | -               | 22 339               | -                   | 270 047            | -                  |  |
| LPL .....             | -                | -                 | -               | 20 457               | 96 674              | -                  | 15                 |  |
| GLA .....             | 117              | 108               | -               | 4 655                | -                   | 4 071              | -                  |  |
| *GB .....             | -                | -                 | 226             | 54 708               | 202 121             | -                  | -                  |  |
| IRLAND .....          | 1 848            | -                 | -               | 9 746                | 20 287              | 334 755            | -                  |  |
| DARUNTER: DUB .....   | 1 848            | -                 | -               | 9 746                | 20 287              | 286 750            | -                  |  |
| SNN .....             | -                | -                 | -               | -                    | -                   | 48 005             | -                  |  |
| ISLAND .....          | 6 763            | -                 | -               | -                    | -                   | 8 819              | -                  |  |
| DARUNTER: KEF .....   | 6 763            | -                 | -               | -                    | -                   | 4 051              | -                  |  |
| NIEDERLANDE .....     | 37 185           | 3 543             | 4 516           | 2 692                | 200                 | 174 883            | 31 273             |  |
| DARUNTER: AMS .....   | 33 815           | 3 543             | 4 516           | 2 692                | -                   | 174 883            | 10 450             |  |
| MST .....             | -                | -                 | -               | -                    | -                   | -                  | 20 823             |  |
| BELGIEN .....         | 56 353           | 7 735             | 3               | 36                   | 10 548              | 357 974            | 34 057             |  |
| DARUNTER: BRU .....   | 56 353           | 7 735             | 3               | 36                   | 10 548              | 357 974            | 34 057             |  |
| LUXEMBURG .....       | 419              | -                 | -               | -                    | -                   | 10 243             | -                  |  |
| DARUNTER: LUX .....   | 419              | -                 | -               | -                    | -                   | 10 243             | -                  |  |
| FRANKREICH .....      | 66 059           | 4 835             | 12 804          | 29 270               | 171 132             | 427 813            | 13 601             |  |
| DARUNTER: PAR .....   | 37 420           | 4 835             | 34              | 28 467               | 170 232             | 377 528            | 12 464             |  |
| LYS .....             | -                | -                 | -               | 307                  | -                   | 17 421             | -                  |  |
| TLS .....             | 27 000           | -                 | 12 770          | -                    | -                   | 377                | -                  |  |
| NCE .....             | 1 639            | -                 | -               | 476                  | -                   | 32 403             | 1 137              |  |
| SPANIEN .....         | 122 806          | 1 534             | 180             | 151 274              | 124 663             | 1 121 323          | 8 457              |  |
| DARUNTER: MAD .....   | 100 922          | -                 | -               | 129 768              | -                   | 535 436            | 6 090              |  |
| BCN .....             | 10 659           | -                 | -               | 17 549               | -                   | 412 348            | 1 873              |  |
| VLC .....             | -                | -                 | -               | -                    | 44 506              | 18 562             | -                  |  |
| AGP .....             | 1 820            | -                 | -               | 691                  | -                   | 14 336             | -                  |  |
| *EI .....             | -                | -                 | -               | -                    | 80 157              | 2 729              | -                  |  |
| PMI .....             | 8 313            | 1 534             | 180             | 3 121                | -                   | 84 372             | -                  |  |
| LPA .....             | 1 092            | -                 | -               | -                    | -                   | 33 307             | -                  |  |
| PORTUGAL .....        | 5 510            | -                 | -               | 3 911                | -                   | 317 415            | -                  |  |
| DARUNTER: LIS .....   | 5 510            | -                 | -               | 3 899                | -                   | 222 555            | -                  |  |
| OPO .....             | -                | -                 | -               | -                    | -                   | 96 081             | -                  |  |
| MALTA .....           | 1 520            | -                 | -               | 856                  | -                   | 79 219             | -                  |  |
| DARUNTER: MLA .....   | 1 520            | -                 | -               | 856                  | -                   | 79 219             | -                  |  |
| SCHWEIZ .....         | 68 824           | 2 797             | 130             | 78 084               | 144 955             | 418 406            | 29 233             |  |
| DARUNTER: ZRH .....   | 47 673           | 2 797             | 130             | 74 994               | 5 611               | 323 321            | 29 233             |  |
| GVA .....             | 20 539           | -                 | -               | 2 859                | 763                 | 94 158             | -                  |  |
| BSL .....             | 612              | -                 | -               | 231                  | 138 581             | 927                | -                  |  |
| OESTERREICH .....     | 15 966           | -                 | 11              | 60 826               | 170 205             | 799 002            | 8 414              |  |
| DARUNTER: VIE .....   | 15 966           | -                 | 11              | 60 669               | 44 297              | 676 763            | 8 414              |  |
| LNZ .....             | -                | -                 | -               | 157                  | 125 908             | 45 786             | -                  |  |
| SZG .....             | -                | -                 | -               | -                    | -                   | 20 174             | -                  |  |
| GRZ .....             | -                | -                 | -               | -                    | -                   | 45 399             | -                  |  |
| ITALIEN .....         | 12 613           | -                 | -               | 29 169               | 176 765             | 938 519            | 1 026              |  |
| DARUNTER: ROM .....   | -                | -                 | -               | 10 819               | -                   | 342 307            | 96                 |  |
| MIL .....             | 12 613           | -                 | -               | 18 350               | 1                   | 380 600            | 644                |  |
| VCE .....             | -                | -                 | -               | -                    | -                   | 57 105             | 97                 |  |
| TRN .....             | -                | -                 | -               | -                    | 95                  | 45 532             | 189                |  |
| GOA .....             | -                | -                 | -               | -                    | 136 037             | 36 032             | -                  |  |
| BLQ .....             | -                | -                 | -               | -                    | -                   | 12 608             | -                  |  |
| PSA .....             | -                | -                 | -               | -                    | -                   | 14 369             | -                  |  |
| NAP .....             | -                | -                 | -               | -                    | -                   | 17 470             | -                  |  |
| CTA .....             | -                | -                 | -               | -                    | -                   | 15 084             | -                  |  |
| *IT .....             | -                | -                 | -               | -                    | 40 632              | 8 803              | -                  |  |
| GRIECHENLAND .....    | 1 219            | -                 | -               | 20 221               | -                   | 858 846            | 29 710             |  |
| DARUNTER: ATH .....   | 1 219            | -                 | -               | 17 784               | -                   | 778 400            | 25 723             |  |
| SKG .....             | -                | -                 | -               | 2 333                | -                   | 73 557             | 3 987              |  |
| TUERKEI .....         | 26 408           | -                 | -               | 8 858                | 49 851              | 703 340            | 150                |  |
| DARUNTER: ANK .....   | 268              | -                 | -               | -                    | 6 157               | 59 030             | -                  |  |
| IST .....             | 25 590           | -                 | -               | 8 858                | 43 536              | 621 513            | 150                |  |
| IZM .....             | 550              | -                 | -               | -                    | 158                 | 15 217             | -                  |  |
| ZYPERN .....          | 9 822            | -                 | -               | 6 105                | -                   | 20 166             | -                  |  |
| DARUNTER: LCA .....   | 9 822            | -                 | -               | 6 105                | -                   | 20 166             | -                  |  |
| JUGOSLAWIEN .....     | 1 103            | -                 | -               | 731                  | -                   | 112 586            | 33                 |  |
| DARUNTER: BEG .....   | 1 069            | -                 | -               | -                    | -                   | 60 942             | -                  |  |
| ZAG .....             | 34               | -                 | -               | 731                  | -                   | 39 030             | 33                 |  |
| UNGARN .....          | 5 678            | -                 | -               | 3 500                | 234                 | 128 595            | 270                |  |
| DARUNTER: BUD .....   | 5 678            | -                 | -               | 3 500                | 234                 | 128 595            | 270                |  |
| TSCHECHOSLOW .....    | -                | -                 | -               | -                    | 108                 | 75 103             | -                  |  |
| DARUNTER: PRG .....   | -                | -                 | -               | -                    | 108                 | 75 103             | -                  |  |
| RUMAENIEN .....       | -                | 3 456             | -               | -                    | -                   | 34 872             | -                  |  |
| DARUNTER: BUH .....   | -                | -                 | -               | -                    | -                   | 33 828             | -                  |  |
| BULGARIEN .....       | -                | -                 | -               | -                    | -                   | 39 037             | -                  |  |
| DARUNTER: SOF .....   | -                | -                 | -               | -                    | -                   | 39 037             | -                  |  |
| POLEN .....           | 7 291            | -                 | -               | 13 451               | 2 865               | 179 995            | -                  |  |
| DARUNTER: WAW .....   | 4 476            | -                 | -               | 13 451               | 1 465               | 178 193            | -                  |  |
| SOWJETUNION .....     | 9 460            | -                 | -               | 11 227               | -                   | 262 078            | -                  |  |
| DARUNTER: MOW .....   | 6 438            | -                 | -               | 10 161               | -                   | 251 158            | -                  |  |
| LED .....             | 3 022            | -                 | -               | 1 066                | -                   | 8 090              | -                  |  |

AUGUST 1990

MIT GEBIETEN AUSSERHALB DES BUNDESGBIETES

IN KILOGRAMM

| HERKUNFTSFLUGPLATZ |                   |                        |                      |                               |          |           | NACH STRECKENZIELLAND |           |
|--------------------|-------------------|------------------------|----------------------|-------------------------------|----------|-----------|-----------------------|-----------|
| NUERNBERG<br>(NUE) | MUENCHEN<br>(MUC) | BERLIN (WEST)<br>(BER) | SAARBUECKEN<br>(SCN) | MUENSTER/<br>OSNABRUECK (FMO) | SONSTIGE | INSGESAMT | BZW.                  | FLUGPLATZ |
| -                  | 64                | -                      | -                    | -                             | -        | 18 901    | EINLADUNG             |           |
| -                  | 46                | -                      | -                    | -                             | -        | 14 282    | DDR U.BER(O)          |           |
| -                  | 4 888             | -                      | -                    | -                             | -        | 358 702   | DARUNTER:LEJ          |           |
| -                  | 4 888             | -                      | -                    | -                             | -        | 358 702   | FINNLAND              |           |
| 500                | 11 185            | 202                    | -                    | -                             | -        | 870 861   | DARUNTER:HEL          |           |
| -                  | 11 135            | 202                    | -                    | -                             | -        | 583 610   | SCHWEDEN              |           |
| -                  | -                 | -                      | -                    | -                             | -        | 280 853   | DARUNTER:STO          |           |
| -                  | 3 936             | 284                    | -                    | -                             | -        | 248 040   | GOT                   |           |
| -                  | 3 936             | 284                    | -                    | -                             | -        | 239 740   | NORWEGEN              |           |
| -                  | 25 606            | 451                    | -                    | -                             | -        | 1 022 304 | DARUNTER:OSL          |           |
| -                  | 25 606            | 451                    | -                    | -                             | -        | 810 472   | DAENEMARK             |           |
| -                  | -                 | -                      | -                    | -                             | -        | 166 777   | DARUNTER:CPH          |           |
| -                  | -                 | -                      | -                    | -                             | -        | 45 055    | BLL                   |           |
| 12 835             | 120 885           | 34 248                 | 64 904               | -                             | -        | 4 775 826 | *DK                   |           |
| 12 835             | 108 141           | 34 180                 | -                    | -                             | -        | 3 684 429 | GR BRITANNIEN         |           |
| -                  | 4 826             | -                      | -                    | -                             | -        | 337 501   | DARUNTER:LON          |           |
| -                  | 3 928             | 68                     | -                    | -                             | -        | 299 981   | BHX                   |           |
| -                  | 3 666             | -                      | 64 676               | -                             | -        | 182 146   | MAN                   |           |
| -                  | -                 | -                      | -                    | -                             | -        | 12 617    | LPL                   |           |
| -                  | 1 662             | -                      | 228                  | -                             | -        | 257 283   | GLA                   |           |
| -                  | 1 662             | -                      | -                    | -                             | -        | 368 298   | *GB                   |           |
| -                  | -                 | -                      | -                    | -                             | -        | 320 293   | IRLAND                |           |
| -                  | -                 | -                      | -                    | -                             | -        | 48 005    | DARUNTER:DUB          |           |
| -                  | -                 | -                      | -                    | -                             | -        | 15 582    | SNN                   |           |
| 2                  | 48 464            | 2 498                  | -                    | -                             | -        | 10 814    | ISLAND                |           |
| 2                  | 48 464            | 2 498                  | -                    | -                             | -        | 305 256   | DARUNTER:KEF          |           |
| -                  | -                 | -                      | -                    | -                             | -        | 280 863   | NIEDERLANDE           |           |
| 77 895             | 56 701            | -                      | -                    | -                             | -        | 20 823    | DARUNTER:AMS          |           |
| 77 895             | 56 701            | -                      | -                    | -                             | -        | 601 302   | MST                   |           |
| -                  | 921               | -                      | -                    | -                             | -        | 601 302   | BELGIEN               |           |
| -                  | 921               | -                      | -                    | -                             | -        | 601 302   | DARUNTER:BRU          |           |
| 38                 | 82 328            | 12 841                 | -                    | -                             | -        | 11 583    | LUXEMBURG             |           |
| 38                 | 79 633            | 12 841                 | -                    | -                             | -        | 11 583    | DARUNTER:LUX          |           |
| -                  | 176               | -                      | -                    | -                             | -        | 820 721   | FRANKREICH            |           |
| -                  | -                 | -                      | -                    | -                             | -        | 723 492   | DARUNTER:PAR          |           |
| -                  | 2 519             | -                      | -                    | -                             | -        | 17 904    | LYS                   |           |
| 143                | 107 734           | 179                    | 16 000               | -                             | -        | 40 147    | TLS                   |           |
| -                  | 73 634            | -                      | -                    | -                             | -        | 38 174    | NCE                   |           |
| -                  | 33 980            | -                      | 16 000               | -                             | -        | 1 654 293 | SPANIEN               |           |
| -                  | -                 | -                      | -                    | -                             | -        | 845 850   | DARUNTER:MAD          |           |
| -                  | -                 | -                      | -                    | -                             | -        | 476 409   | BCN                   |           |
| -                  | -                 | -                      | -                    | -                             | -        | 79 068    | VLC                   |           |
| -                  | -                 | -                      | -                    | -                             | -        | 16 847    | AGP                   |           |
| -                  | -                 | -                      | -                    | -                             | -        | 82 886    | *EI                   |           |
| -                  | -                 | 179                    | -                    | -                             | -        | 97 699    | PMI                   |           |
| -                  | 120               | -                      | -                    | -                             | -        | 34 519    | LPA                   |           |
| -                  | 8 772             | -                      | -                    | -                             | -        | 335 608   | PORTUGAL              |           |
| -                  | 8 772             | -                      | -                    | -                             | -        | 240 736   | DARUNTER:LIS          |           |
| -                  | 2 527             | -                      | -                    | -                             | -        | 86 081    | OPO                   |           |
| -                  | 2 527             | -                      | -                    | -                             | -        | 84 122    | MALTA                 |           |
| 64 589             | 63 946            | 20 378                 | -                    | -                             | -        | 84 122    | DARUNTER:MLA          |           |
| 361                | 57 778            | 20 378                 | -                    | -                             | -        | 891 342   | SCHWEIZ               |           |
| -                  | 6 005             | -                      | -                    | -                             | -        | 562 276   | DARUNTER:ZRH          |           |
| 64 228             | 163               | -                      | -                    | -                             | -        | 124 324   | GVA                   |           |
| 10                 | 31 534            | -                      | -                    | -                             | -        | 204 742   | BSL                   |           |
| 10                 | 31 534            | -                      | -                    | -                             | -        | 1 085 968 | OESTERREICH           |           |
| -                  | -                 | -                      | -                    | -                             | -        | 837 664   | DARUNTER:VIE          |           |
| -                  | -                 | -                      | -                    | -                             | -        | 171 851   | LNZ                   |           |
| -                  | -                 | -                      | -                    | -                             | -        | 20 174    | SZG                   |           |
| 3 251              | 94 553            | -                      | -                    | -                             | -        | 45 399    | GRZ                   |           |
| -                  | 53 198            | -                      | -                    | -                             | -        | 1 255 896 | ITALIEN               |           |
| -                  | 34 001            | -                      | -                    | -                             | -        | 406 420   | DARUNTER:ROM          |           |
| -                  | 5 292             | -                      | -                    | -                             | -        | 446 209   | MIL                   |           |
| 3 251              | 664               | -                      | -                    | -                             | -        | 62 494    | VCE                   |           |
| -                  | -                 | -                      | -                    | -                             | -        | 46 480    | TRN                   |           |
| -                  | -                 | -                      | -                    | -                             | -        | 175 320   | GOA                   |           |
| -                  | -                 | -                      | -                    | -                             | -        | 12 608    | BLQ                   |           |
| -                  | 237               | -                      | -                    | -                             | -        | 14 369    | FSA                   |           |
| -                  | -                 | -                      | -                    | -                             | -        | 17 470    | NAP                   |           |
| -                  | -                 | -                      | -                    | -                             | -        | 15 321    | CTA                   |           |
| -                  | 26 857            | 179                    | -                    | -                             | -        | 49 435    | *IT                   |           |
| -                  | 21 503            | -                      | -                    | -                             | -        | 937 032   | GRIECHENLAND          |           |
| -                  | 5 354             | -                      | -                    | -                             | -        | 844 629   | DARUNTER:ATH          |           |
| -                  | 72 268            | -                      | -                    | -                             | -        | 85 231    | SKG                   |           |
| -                  | 22 984            | -                      | -                    | -                             | -        | 860 875   | TUERKEI               |           |
| -                  | 37 051            | -                      | -                    | -                             | -        | 88 439    | DARUNTER:ANK          |           |
| -                  | 11 848            | -                      | -                    | -                             | -        | 736 698   | IST                   |           |
| -                  | 2 384             | -                      | -                    | -                             | -        | 27 773    | IZM                   |           |
| -                  | 2 384             | -                      | -                    | -                             | -        | 38 477    | ZYPERN                |           |
| -                  | 25 492            | -                      | -                    | -                             | -        | 38 477    | DARUNTER:LCA          |           |
| -                  | 23 044            | -                      | -                    | -                             | -        | 139 945   | JUGOSLAWIEN           |           |
| -                  | 1 981             | -                      | -                    | -                             | -        | 85 055    | DARUNTER:BEG          |           |
| -                  | 29 191            | -                      | -                    | -                             | -        | 41 809    | ZAG                   |           |
| -                  | 29 191            | -                      | -                    | -                             | -        | 167 468   | UNGARN                |           |
| -                  | 266               | -                      | -                    | -                             | -        | 167 468   | DARUNTER:BUD          |           |
| -                  | 266               | -                      | -                    | -                             | -        | 75 477    | TSCHECHOSLOW          |           |
| -                  | -                 | -                      | -                    | -                             | -        | 75 477    | DARUNTER:PRG          |           |
| -                  | -                 | -                      | -                    | -                             | -        | 38 328    | RUMAENIEN             |           |
| -                  | 8 428             | -                      | -                    | -                             | -        | 33 828    | DARUNTER:BUH          |           |
| -                  | 8 428             | -                      | -                    | -                             | -        | 47 465    | BULGARIEN             |           |
| -                  | -                 | -                      | -                    | -                             | -        | 47 465    | DARUNTER:SOF          |           |
| -                  | -                 | -                      | -                    | -                             | -        | 203 602   | POLEN                 |           |
| -                  | 5 007             | -                      | -                    | -                             | -        | 197 585   | DARUNTER:WAW          |           |
| -                  | 5 007             | -                      | -                    | -                             | -        | 287 772   | SOWJETUNION           |           |
| -                  | -                 | -                      | -                    | -                             | -        | 272 764   | DARUNTER:LED          |           |
| -                  | -                 | -                      | -                    | -                             | -        | 12 178    | LED                   |           |

## 6 GÜTERVERKEHR

## 6. 2 VERFLECHTUNG IM VERKEHR

## 6. 2. 1 EINLADUNG

| NACH STRECKENZIELLAND |           | VON STRECKEN     |                   |                 |                      |                     |                    |                    |
|-----------------------|-----------|------------------|-------------------|-----------------|----------------------|---------------------|--------------------|--------------------|
| BZW. -----            | FLUGPLATZ | HAMBURG<br>(HAM) | HANNOVER<br>(HAJ) | BREMEN<br>(BRE) | DUESSELDORF<br>(DUS) | KOBLN/BONN<br>(CGN) | FRANKFURT<br>(FRA) | STUTTGART<br>(STR) |
| EINLADUNG             |           |                  |                   |                 |                      |                     |                    |                    |
| INGESAMT              |           |                  |                   |                 |                      |                     |                    |                    |
| E U R O P A           |           | 687 852          | 47 250            | 22 712          | 807 971              | 2 235 225           | 12 335 970         | 237 040            |
| DARUNTER: EG-LAENDER  |           | 451 409          | 40 997            | 22 571          | 551 044              | 1 764 125           | 8 263 707          | 194 319            |
| AEGYPTEN              |           | -                | -                 | -               | 8 176                | -                   | 247 137            | -                  |
| DARUNTER: CAI         |           | -                | -                 | -               | 8 176                | -                   | 246 764            | -                  |
| LIBYEN                |           | -                | -                 | -               | -                    | -                   | 181 479            | -                  |
| DARUNTER: TIP         |           | -                | -                 | -               | -                    | -                   | 181 479            | -                  |
| TUNESIEN              | 99        | -                | -                 | -               | 2 265                | -                   | 91 455             | -                  |
| DARUNTER: TUN         | 99        | -                | -                 | -               | 2 265                | -                   | 71 270             | -                  |
| MIR                   |           | -                | -                 | -               | -                    | -                   | 18 587             | -                  |
| ALGERIEN              |           | -                | -                 | -               | -                    | -                   | 53 308             | -                  |
| DARUNTER: ALG         |           | -                | -                 | -               | -                    | -                   | 33 879             | -                  |
| CZL                   |           | -                | -                 | -               | -                    | -                   | 18 522             | -                  |
| MAROKKO               |           | -                | -                 | -               | 3 119                | -                   | 87 163             | -                  |
| DARUNTER: CAS         |           | -                | -                 | -               | -                    | -                   | 66 763             | -                  |
| AGA                   |           | -                | -                 | -               | 1 300                | -                   | 8 995              | -                  |
| SENEGAL               |           | -                | -                 | -               | -                    | -                   | 28 584             | -                  |
| DARUNTER: DKR         |           | -                | -                 | -               | -                    | -                   | 28 584             | -                  |
| GAMBIA                |           | -                | -                 | -               | -                    | -                   | 354                | -                  |
| GHANA                 |           | -                | -                 | -               | 30 638               | -                   | -                  | -                  |
| DARUNTER: ACC         |           | -                | -                 | -               | 30 638               | -                   | -                  | -                  |
| NIGERIA               |           | -                | -                 | -               | -                    | -                   | 43 705             | -                  |
| DARUNTER: LOS         |           | -                | -                 | -               | -                    | -                   | 43 705             | -                  |
| KAMERUN               |           | -                | -                 | -               | -                    | -                   | 23 528             | -                  |
| DARUNTER: DLA         |           | -                | -                 | -               | -                    | -                   | 23 528             | -                  |
| ZAIRE                 |           | -                | -                 | -               | -                    | -                   | 18 158             | -                  |
| DARUNTER: FIH         |           | -                | -                 | -               | -                    | -                   | 18 158             | -                  |
| SUDAN                 |           | -                | -                 | -               | -                    | -                   | 142 863            | -                  |
| DARUNTER: KRT         |           | -                | -                 | -               | -                    | -                   | 142 863            | -                  |
| ÄTHIOPIEN             |           | -                | -                 | -               | -                    | -                   | 397 099            | -                  |
| DARUNTER: ADD         |           | -                | -                 | -               | -                    | -                   | 397 099            | -                  |
| SOMALIA               |           | -                | -                 | -               | -                    | -                   | 50 658             | -                  |
| DARUNTER: MGQ         |           | -                | -                 | -               | -                    | -                   | 50 658             | -                  |
| UGANDA                |           | -                | -                 | -               | -                    | -                   | 40 113             | -                  |
| DARUNTER: EBB         |           | -                | -                 | -               | -                    | -                   | 40 113             | -                  |
| KENIA                 |           | -                | -                 | -               | -                    | -                   | 246 217            | -                  |
| DARUNTER: NBO         |           | -                | -                 | -               | -                    | -                   | 241 865            | -                  |
| TANSANIA              |           | -                | -                 | -               | -                    | -                   | 75 703             | -                  |
| DARUNTER: DAR         |           | -                | -                 | -               | -                    | -                   | 75 703             | -                  |
| SAMBIA                |           | -                | -                 | -               | -                    | -                   | 14 378             | -                  |
| DARUNTER: LUN         |           | -                | -                 | -               | -                    | -                   | 14 378             | -                  |
| SIMBABWE              |           | -                | -                 | -               | -                    | 22 999              | 58 328             | -                  |
| DARUNTER: HRE         |           | -                | -                 | -               | -                    | 22 999              | 58 328             | -                  |
| NAMIBIA               |           | -                | -                 | -               | -                    | -                   | 25 295             | -                  |
| DARUNTER: WDH         |           | -                | -                 | -               | -                    | -                   | 25 295             | -                  |
| SESCHELLEN            |           | -                | -                 | -               | -                    | -                   | 7 668              | -                  |
| MAURITIUS             |           | -                | -                 | -               | -                    | -                   | 34 680             | -                  |
| DARUNTER: MRU         |           | -                | -                 | -               | -                    | -                   | 34 680             | -                  |
| SUEDAFRIKA            |           | -                | -                 | -               | -                    | -                   | 799 672            | -                  |
| DARUNTER: JNB         |           | -                | -                 | -               | -                    | -                   | 799 672            | -                  |
| A F R I K A           | 99        | -                | -                 | -               | 44 198               | 22 999              | 2 667 545          | -                  |
| KANADA                |           | -                | -                 | -               | 7 360                | -                   | 1 281 475          | -                  |
| DARUNTER: YUL         |           | -                | -                 | -               | -                    | -                   | 303 994            | -                  |
| YYZ                   |           | -                | -                 | -               | 7 360                | -                   | 800 919            | -                  |
| YVR                   |           | -                | -                 | -               | -                    | -                   | 124 609            | -                  |
| YYC                   |           | -                | -                 | -               | -                    | -                   | 51 052             | -                  |
| USA                   | 168 684   | -                | -                 | -               | 425 268              | 988 122             | 10 113 645         | 171 266            |
| DARUNTER: NYC         | 102 126   | -                | -                 | -               | 177 510              | 954 201             | 3 058 991          | 50 782             |
| CHI                   |           | -                | -                 | -               | 189 887              | -                   | 1 852 902          | -                  |
| BOS                   |           | -                | -                 | -               | -                    | -                   | 565 906            | -                  |
| PHL                   |           | -                | -                 | -               | -                    | -                   | 216 700            | -                  |
| DCA                   |           | -                | -                 | -               | -                    | 8 921               | 509 968            | -                  |
| DET                   |           | -                | -                 | -               | -                    | -                   | 25 347             | -                  |
| PIT                   |           | -                | -                 | -               | -                    | -                   | 112 369            | -                  |
| CVG                   |           | -                | -                 | -               | -                    | -                   | 97 826             | -                  |
| *UI                   |           | -                | -                 | -               | -                    | -                   | 341 473            | -                  |
| ATL                   | 66 558    | -                | -                 | -               | -                    | -                   | 732 290            | 120 484            |
| CLT                   |           | -                | -                 | -               | -                    | -                   | 192 324            | -                  |
| MIA                   |           | -                | -                 | -               | 27 065               | -                   | 300 413            | -                  |
| SDF                   |           | -                | -                 | -               | -                    | 25 000              | -                  | -                  |
| SJU                   |           | -                | -                 | -               | -                    | -                   | 132 759            | -                  |
| ORL                   |           | -                | -                 | -               | -                    | -                   | 41 504             | -                  |
| DAL                   |           | -                | -                 | -               | -                    | -                   | 488 969            | -                  |
| HOU                   |           | -                | -                 | -               | -                    | -                   | 315 767            | -                  |
| SFO                   |           | -                | -                 | -               | 104                  | -                   | 339 299            | -                  |
| LAX                   |           | -                | -                 | -               | 30 702               | -                   | 679 621            | -                  |
| ANC                   |           | -                | -                 | -               | -                    | -                   | 97 040             | -                  |
| MEXIKO                |           | -                | -                 | -               | -                    | -                   | 692 022            | -                  |
| DARUNTER: MEX         |           | -                | -                 | -               | -                    | -                   | 692 022            | -                  |
| KUBA                  |           | -                | -                 | -               | -                    | 7 077               | -                  | -                  |
| DOMINIK REP.          |           | -                | -                 | -               | 2 438                | -                   | 1 896              | -                  |
| ANTIGUA-BARB.         |           | -                | -                 | -               | -                    | -                   | 3 223              | -                  |
| BARBADOS              |           | -                | -                 | -               | -                    | -                   | 194                | -                  |
| NIED. ANTILLEN        |           | -                | -                 | -               | -                    | -                   | 3 759              | -                  |
| ST. LUCIA             |           | -                | -                 | -               | -                    | -                   | 609                | -                  |
| KOLUMBIEN             |           | -                | -                 | -               | -                    | -                   | 167 000            | -                  |
| DARUNTER: BOG         |           | -                | -                 | -               | -                    | -                   | 167 000            | -                  |
| VENEZUELA             |           | -                | -                 | -               | -                    | -                   | 161 813            | -                  |
| DARUNTER: CCS         |           | -                | -                 | -               | -                    | -                   | 161 813            | -                  |
| BRASILLEN             |           | -                | -                 | -               | -                    | -                   | 1 211 296          | -                  |
| DARUNTER: RIO         |           | -                | -                 | -               | -                    | -                   | 354 568            | -                  |

AUGUST 1990

MIT GEBIETEN AUSSERHALB DES BUNDESGBIETES

IN KILOGRAMM

| HERKUNFTSFLUGPLATZ |                   |                        |                      |                               |          |            | NACH STRECKENZIELLAND |
|--------------------|-------------------|------------------------|----------------------|-------------------------------|----------|------------|-----------------------|
| NUERNBERG<br>(NUE) | MUENCHEN<br>(MUC) | BERLIN (WEST)<br>(BER) | SAARBUECKEN<br>(SCN) | MUENSTER/<br>OSNABRUECK (FMO) | SONSTIGE | INSGESAMT  | BZW. ----- FLUGPLATZ  |
| 159 263            | 835 599           | 71 260                 | 80 904               | -                             | -        | 17 521 046 | EINLADUNG             |
| 94 164             | 574 483           | 50 396                 | 80 904               | -                             | -        | 12 088 119 | INSGESAMT             |
| -                  | 1 963             | -                      | -                    | -                             | -        | 257 276    | E U R O P A           |
| -                  | 1 963             | -                      | -                    | -                             | -        | 256 903    | DARUNTER: EG-LAENDER  |
| -                  | -                 | -                      | -                    | -                             | -        | 181 479    | EGYPTEN               |
| -                  | -                 | -                      | -                    | -                             | -        | 181 479    | DARUNTER: CAI         |
| -                  | -                 | -                      | -                    | -                             | -        | 96 349     | LIBYEN                |
| -                  | 2 530             | -                      | -                    | -                             | -        | 76 164     | DARUNTER: TIP         |
| -                  | 2 530             | -                      | -                    | -                             | -        | 18 587     | TUNESIEN              |
| -                  | -                 | -                      | -                    | -                             | -        | 53 308     | DARUNTER: TUN         |
| -                  | -                 | -                      | -                    | -                             | -        | 33 879     | MIR                   |
| -                  | -                 | -                      | -                    | -                             | -        | 18 522     | ALGERIEN              |
| -                  | 30                | -                      | -                    | -                             | -        | 90 312     | DARUNTER: ALG         |
| -                  | 30                | -                      | -                    | -                             | -        | 66 793     | CZL                   |
| -                  | -                 | -                      | -                    | -                             | -        | 10 295     | MAROKKO               |
| -                  | -                 | -                      | -                    | -                             | -        | 28 584     | DARUNTER: CAS         |
| -                  | -                 | -                      | -                    | -                             | -        | 28 584     | AGA                   |
| -                  | -                 | -                      | -                    | -                             | -        | 354        | SENEGAL               |
| -                  | -                 | -                      | -                    | -                             | -        | 30 638     | DARUNTER: DKR         |
| -                  | -                 | -                      | -                    | -                             | -        | 30 638     | GAMBIA                |
| -                  | -                 | -                      | -                    | -                             | -        | 43 705     | GHANA                 |
| -                  | -                 | -                      | -                    | -                             | -        | 43 705     | DARUNTER: ACC         |
| -                  | -                 | -                      | -                    | -                             | -        | 23 528     | NIGERIA               |
| -                  | -                 | -                      | -                    | -                             | -        | 23 528     | DARUNTER: LOS         |
| -                  | -                 | -                      | -                    | -                             | -        | 18 158     | KAMERUN               |
| -                  | -                 | -                      | -                    | -                             | -        | 18 158     | DARUNTER: DLA         |
| -                  | -                 | -                      | -                    | -                             | -        | 142 863    | ZAIRE                 |
| -                  | -                 | -                      | -                    | -                             | -        | 142 863    | DARUNTER: FIH         |
| -                  | -                 | -                      | -                    | -                             | -        | 397 099    | SUDAN                 |
| -                  | -                 | -                      | -                    | -                             | -        | 397 099    | DARUNTER: KRT         |
| -                  | -                 | -                      | -                    | -                             | -        | 50 658     | AETHIOPIEN            |
| -                  | -                 | -                      | -                    | -                             | -        | 50 658     | DARUNTER: ADD         |
| -                  | -                 | -                      | -                    | -                             | -        | 40 113     | SOMALIA               |
| -                  | -                 | -                      | -                    | -                             | -        | 40 113     | DARUNTER: MGQ         |
| -                  | -                 | -                      | -                    | -                             | -        | 246 217    | UGANDA                |
| -                  | -                 | -                      | -                    | -                             | -        | 241 865    | DARUNTER: EBB         |
| -                  | -                 | -                      | -                    | -                             | -        | 75 703     | KENIA                 |
| -                  | -                 | -                      | -                    | -                             | -        | 75 703     | DARUNTER: NBO         |
| -                  | -                 | -                      | -                    | -                             | -        | 14 378     | TANSANIA              |
| -                  | -                 | -                      | -                    | -                             | -        | 14 378     | DARUNTER: DAR         |
| -                  | -                 | -                      | -                    | -                             | -        | 81 327     | SAMBIA                |
| -                  | -                 | -                      | -                    | -                             | -        | 81 327     | DARUNTER: LUN         |
| -                  | -                 | -                      | -                    | -                             | -        | 25 295     | SIMBABWE              |
| -                  | -                 | -                      | -                    | -                             | -        | 25 295     | DARUNTER: HRE         |
| -                  | -                 | -                      | -                    | -                             | -        | 7 668      | NAMIBIA               |
| -                  | 25 059            | -                      | -                    | -                             | -        | 59 739     | DARUNTER: WDH         |
| -                  | 25 059            | -                      | -                    | -                             | -        | 59 739     | SESCHELLEN            |
| -                  | -                 | -                      | -                    | -                             | -        | 799 672    | MAURITIUS             |
| -                  | -                 | -                      | -                    | -                             | -        | 799 672    | DARUNTER: MRU         |
| -                  | -                 | -                      | -                    | -                             | -        | 799 672    | SUEDAFRIKA            |
| -                  | -                 | -                      | -                    | -                             | -        | 799 672    | DARUNTER: JNB         |
| -                  | 29 582            | -                      | -                    | -                             | -        | 2 764 423  | A F R I K A           |
| -                  | 58 076            | -                      | -                    | -                             | -        | 1 346 911  | KANADA                |
| -                  | 58 076            | -                      | -                    | -                             | -        | 303 994    | DARUNTER: YUL         |
| -                  | -                 | -                      | -                    | -                             | -        | 866 355    | YYZ                   |
| -                  | -                 | -                      | -                    | -                             | -        | 124 609    | YVR                   |
| -                  | -                 | -                      | -                    | -                             | -        | 51 052     | YYC                   |
| -                  | 434 747           | 38 667                 | -                    | -                             | -        | 12 340 399 | USA                   |
| -                  | 190 324           | 27 287                 | -                    | -                             | -        | 4 561 221  | DARUNTER: NYC         |
| -                  | 133 586           | -                      | -                    | -                             | -        | 2 176 375  | CHI                   |
| -                  | 2 511             | -                      | -                    | -                             | -        | 568 417    | BOS                   |
| -                  | -                 | -                      | -                    | -                             | -        | 216 700    | PHL                   |
| -                  | -                 | -                      | -                    | -                             | -        | 518 889    | DCA                   |
| -                  | -                 | -                      | -                    | -                             | -        | 25 347     | DET                   |
| -                  | -                 | -                      | -                    | -                             | -        | 112 369    | PIT                   |
| -                  | -                 | -                      | -                    | -                             | -        | 97 826     | CVG                   |
| -                  | 47 653            | -                      | -                    | -                             | -        | 341 473    | *U1                   |
| -                  | -                 | -                      | -                    | -                             | -        | 966 985    | ATL                   |
| -                  | -                 | -                      | -                    | -                             | -        | 192 324    | CLT                   |
| -                  | 20 531            | -                      | -                    | -                             | -        | 348 009    | MIA                   |
| -                  | -                 | -                      | -                    | -                             | -        | 25 000     | SDF                   |
| -                  | -                 | -                      | -                    | -                             | -        | 132 759    | SJU                   |
| -                  | -                 | -                      | -                    | -                             | -        | 41 504     | ORL                   |
| -                  | -                 | -                      | -                    | -                             | -        | 488 969    | DAL                   |
| -                  | -                 | -                      | -                    | -                             | -        | 315 767    | HOU                   |
| -                  | 40 142            | 5 030                  | -                    | -                             | -        | 339 403    | SFO                   |
| -                  | -                 | -                      | -                    | -                             | -        | 755 495    | LAX                   |
| -                  | -                 | -                      | -                    | -                             | -        | 97 040     | ANC                   |
| -                  | -                 | -                      | -                    | -                             | -        | 692 022    | MEXIKO                |
| -                  | -                 | -                      | -                    | -                             | -        | 692 022    | DARUNTER: MEX         |
| -                  | -                 | -                      | -                    | -                             | -        | 7 077      | KUBA                  |
| -                  | -                 | -                      | -                    | -                             | -        | 4 334      | DOMINIK. REP.         |
| -                  | -                 | -                      | -                    | -                             | -        | 3 223      | ANTIGUA- BARB.        |
| -                  | -                 | -                      | -                    | -                             | -        | 194        | BARBADOS              |
| -                  | -                 | -                      | -                    | -                             | -        | 3 759      | NIED. ANTILLEN        |
| -                  | -                 | -                      | -                    | -                             | -        | 609        | ST. LUCIA             |
| -                  | -                 | -                      | -                    | -                             | -        | 167 000    | KOLUMBIEN             |
| -                  | -                 | -                      | -                    | -                             | -        | 167 000    | DARUNTER: BOG         |
| -                  | -                 | -                      | -                    | -                             | -        | 161 813    | VENEZUELA             |
| -                  | -                 | -                      | -                    | -                             | -        | 161 813    | DARUNTER: CCS         |
| -                  | -                 | -                      | -                    | -                             | -        | 1 211 296  | BRASILIEN             |
| -                  | -                 | -                      | -                    | -                             | -        | 354 568    | DARUNTER: RIO         |

| NACH STRECKENZIELLAND<br>BZW. ----- FLUGPLATZ | VON STRECKEN     |                   |                 |                      |                     |                    |                    |
|---|------------------|-------------------|-----------------|----------------------|---------------------|--------------------|--------------------|
|   | HAMBURG<br>(HAM) | HANNOVER<br>(HAJ) | BREMEN<br>(BRE) | DUESSELDORF<br>(DUS) | KOELN/BONN<br>(CGN) | FRANKFURT<br>(FRA) | STUTTGART<br>(STR) |
| EINLADUNG                                     |                  |                   |                 |                      |                     |                    |                    |
| INSGESAMT                                     |                  |                   |                 |                      |                     |                    |                    |
| SAO .....                                     | -                | -                 | -               | -                    | -                   | 855 822            | -                  |
| ECUADOR .....                                 | -                | -                 | -               | -                    | -                   | 54 501             | -                  |
| DARUNTER: UIO .....                           | -                | -                 | -               | -                    | -                   | 54 428             | -                  |
| PERU .....                                    | -                | -                 | -               | -                    | -                   | 52 816             | -                  |
| DARUNTER: LIM .....                           | -                | -                 | -               | -                    | -                   | 52 816             | -                  |
| BOLIVIEN .....                                | -                | -                 | -               | -                    | -                   | 31 205             | -                  |
| DARUNTER: LPB .....                           | -                | -                 | -               | -                    | -                   | 31 205             | -                  |
| PARAGUAY .....                                | -                | -                 | -               | -                    | -                   | 13 583             | -                  |
| DARUNTER: ASU .....                           | -                | -                 | -               | -                    | -                   | 13 583             | -                  |
| URUGUAY .....                                 | -                | -                 | -               | -                    | -                   | 35 322             | -                  |
| DARUNTER: MVD .....                           | -                | -                 | -               | -                    | -                   | 35 322             | -                  |
| ARGENTINIEN .....                             | -                | -                 | -               | -                    | -                   | 136 035            | -                  |
| DARUNTER: BUE .....                           | -                | -                 | -               | -                    | -                   | 136 035            | -                  |
| CHILE .....                                   | -                | -                 | -               | -                    | -                   | 166 599            | -                  |
| DARUNTER: SCL .....                           | -                | -                 | -               | -                    | -                   | 166 599            | -                  |
| A M E R I K A .....                           | 168 684          | -                 | -               | 435 066              | 995 199             | 14 126 993         | 171 266            |
| LIBANON .....                                 | -                | -                 | -               | -                    | -                   | 182 622            | -                  |
| DARUNTER: BEY .....                           | -                | -                 | -               | -                    | -                   | 182 622            | -                  |
| ISRAEL .....                                  | -                | -                 | -               | -                    | 530 069             | 551 055            | -                  |
| DARUNTER: TLV .....                           | -                | -                 | -               | -                    | 530 069             | 551 055            | -                  |
| JORDANIEN .....                               | -                | -                 | -               | -                    | -                   | 76 454             | -                  |
| DARUNTER: AMM .....                           | -                | -                 | -               | -                    | -                   | 76 454             | -                  |
| SYRIEN .....                                  | -                | -                 | -               | -                    | -                   | 43 286             | -                  |
| DARUNTER: DAM .....                           | -                | -                 | -               | -                    | -                   | 43 286             | -                  |
| IRAK .....                                    | -                | -                 | -               | -                    | -                   | 1 560              | -                  |
| IRAN .....                                    | -                | -                 | -               | -                    | 20 000              | 846 652            | -                  |
| DARUNTER: THR .....                           | -                | -                 | -               | -                    | 20 000              | 846 652            | -                  |
| KUWEIT .....                                  | -                | -                 | -               | -                    | -                   | 5 038              | -                  |
| BAHRAIN .....                                 | -                | -                 | -               | -                    | -                   | 186 011            | -                  |
| DARUNTER: BAH .....                           | -                | -                 | -               | -                    | -                   | 186 011            | -                  |
| KATAR .....                                   | -                | -                 | -               | -                    | -                   | 103 406            | -                  |
| DARUNTER: DOH .....                           | -                | -                 | -               | -                    | -                   | 103 406            | -                  |
| SAUDI-ARAB .....                              | -                | -                 | -               | -                    | -                   | 934 596            | -                  |
| DARUNTER: JED .....                           | -                | -                 | -               | -                    | -                   | 200 893            | -                  |
| RUH .....                                     | -                | -                 | -               | -                    | -                   | 733 703            | -                  |
| JEM. ARAB. REP. .....                         | -                | -                 | -               | -                    | -                   | 218 278            | -                  |
| DARUNTER: SAH .....                           | -                | -                 | -               | -                    | -                   | 218 278            | -                  |
| OMAN .....                                    | -                | -                 | -               | -                    | -                   | 47 507             | -                  |
| DARUNTER: MCT .....                           | -                | -                 | -               | -                    | -                   | 47 507             | -                  |
| V. A. EMIRATE .....                           | 430              | -                 | -               | -                    | -                   | 642 148            | -                  |
| DARUNTER: DXB .....                           | -                | -                 | -               | -                    | -                   | 564 873            | -                  |
| AUH .....                                     | 430              | -                 | -               | -                    | -                   | 76 661             | -                  |
| PAKISTAN .....                                | -                | -                 | -               | -                    | -                   | 219 817            | -                  |
| DARUNTER: KHI .....                           | -                | -                 | -               | -                    | -                   | 212 514            | -                  |
| BANGLADESCH .....                             | -                | -                 | -               | -                    | -                   | 14 617             | -                  |
| DARUNTER: DAC .....                           | -                | -                 | -               | -                    | -                   | 14 617             | -                  |
| AFGHANISTAN .....                             | -                | -                 | -               | -                    | -                   | 13 946             | -                  |
| DARUNTER: KBL .....                           | -                | -                 | -               | -                    | -                   | 13 946             | -                  |
| INDIEN .....                                  | -                | -                 | -               | -                    | -                   | 1 019 359          | -                  |
| DARUNTER: DEL .....                           | -                | -                 | -               | -                    | -                   | 395 981            | -                  |
| BOM .....                                     | -                | -                 | -               | -                    | -                   | 623 378            | -                  |
| NEPAL .....                                   | -                | -                 | -               | -                    | -                   | 16 884             | -                  |
| DARUNTER: KTM .....                           | -                | -                 | -               | -                    | -                   | 16 884             | -                  |
| SRI LANKA .....                               | -                | -                 | -               | -                    | -                   | 40 252             | -                  |
| DARUNTER: CMB .....                           | -                | -                 | -               | -                    | -                   | 40 252             | -                  |
| MALEDIVEN .....                               | -                | -                 | -               | -                    | -                   | 3 408              | -                  |
| THAILAND .....                                | -                | -                 | -               | 35 966               | -                   | 265 041            | -                  |
| DARUNTER: BKK .....                           | -                | -                 | -               | 35 966               | -                   | 265 041            | -                  |
| MALAYSIA .....                                | -                | -                 | -               | -                    | -                   | 196 516            | -                  |
| DARUNTER: KUL .....                           | -                | -                 | -               | -                    | -                   | 196 516            | -                  |
| SINGAPUR .....                                | -                | -                 | -               | -                    | -                   | 562 599            | -                  |
| DARUNTER: SIN .....                           | -                | -                 | -               | -                    | -                   | 562 599            | -                  |
| BRUNEI .....                                  | -                | -                 | -               | -                    | -                   | 1 126              | -                  |
| INDONESIEN .....                              | -                | -                 | -               | -                    | -                   | 215 753            | -                  |
| DARUNTER: JKT .....                           | -                | -                 | -               | -                    | -                   | 213 866            | -                  |
| PHILIPPINEN .....                             | -                | -                 | -               | -                    | -                   | 305 131            | -                  |
| DARUNTER: MNL .....                           | -                | -                 | -               | -                    | -                   | 305 131            | -                  |
| HONGKONG (BRIT) .....                         | -                | -                 | -               | -                    | -                   | 1 570 834          | -                  |
| DARUNTER: HKG .....                           | -                | -                 | -               | -                    | -                   | 1 570 834          | -                  |
| JAPAN .....                                   | -                | -                 | -               | 9 309                | -                   | 1 549 618          | -                  |
| DARUNTER: TYO .....                           | -                | -                 | -               | 9 281                | -                   | 1 339 871          | -                  |
| OSA .....                                     | -                | -                 | -               | 28                   | -                   | 209 747            | -                  |
| KOREA REP. .....                              | -                | -                 | -               | -                    | -                   | 1 282 928          | -                  |
| DARUNTER: SEL .....                           | -                | -                 | -               | -                    | -                   | 1 282 928          | -                  |
| CHINA .....                                   | -                | -                 | -               | -                    | -                   | 321 094            | -                  |
| DARUNTER: PEK .....                           | -                | -                 | -               | -                    | -                   | 321 094            | -                  |
| A S I E N .....                               | 430              | -                 | -               | 45 275               | 550 069             | 11 437 536         | -                  |
| AUSTRALIEN .....                              | -                | -                 | -               | -                    | -                   | 471 876            | -                  |
| DARUNTER: SYD .....                           | -                | -                 | -               | -                    | -                   | 268 049            | -                  |
| MEB .....                                     | -                | -                 | -               | -                    | -                   | 203 827            | -                  |
| NEUSEELAND .....                              | -                | -                 | -               | -                    | -                   | 20 409             | -                  |
| DARUNTER: AKL .....                           | -                | -                 | -               | -                    | -                   | 20 409             | -                  |
| AUSTRALIEN/OZEANIEN .....                     | -                | -                 | -               | -                    | -                   | 492 285            | -                  |
| I N S G E S A M T ..                          | 857 065          | 47 250            | 22 712          | 1 332 510            | 3 803 492           | 41 060 329         | 408 306            |

AUGUST 1990

MIT GEBIETEN AUSSERHALB DES BUNDESGBIETES

IN KILOGRAMM

| HERKUNFTSFLUGPLATZ |                   |                        |                        |                               |          | NACH STRECKENZIELLAND |                      |
|--------------------|-------------------|------------------------|------------------------|-------------------------------|----------|-----------------------|----------------------|
| NUERNBERG<br>(NUE) | MUENCHEN<br>(MUC) | BERLIN (WEST)<br>(BER) | SAARB RUECKEN<br>(SCN) | MUENSTER/<br>OSNABRUECK (FMO) | SONSTIGE | INSGESAMT             | BZW. ----- FLUGPLATZ |
| -                  | -                 | -                      | -                      | -                             | -        | 855 822               | EINLADUNG            |
| -                  | -                 | -                      | -                      | -                             | -        | 54 501                | -----                |
| -                  | -                 | -                      | -                      | -                             | -        | 54 428                | INSGESAMT            |
| -                  | -                 | -                      | -                      | -                             | -        | 52 816                | SAO                  |
| -                  | -                 | -                      | -                      | -                             | -        | 52 816                | ECUADOR              |
| -                  | -                 | -                      | -                      | -                             | -        | 31 205                | DARUNTER: UIO        |
| -                  | -                 | -                      | -                      | -                             | -        | 31 205                | PERU                 |
| -                  | -                 | -                      | -                      | -                             | -        | 13 583                | DARUNTER: LIM        |
| -                  | -                 | -                      | -                      | -                             | -        | 13 583                | BOLIVIEN             |
| -                  | -                 | -                      | -                      | -                             | -        | 35 322                | DARUNTER: LPB        |
| -                  | -                 | -                      | -                      | -                             | -        | 35 322                | PARAGUAY             |
| -                  | -                 | -                      | -                      | -                             | -        | 136 035               | DARUNTER: ASU        |
| -                  | -                 | -                      | -                      | -                             | -        | 136 035               | URUGUAY              |
| -                  | -                 | -                      | -                      | -                             | -        | 166 599               | DARUNTER: MVD        |
| -                  | -                 | -                      | -                      | -                             | -        | 166 599               | ARGENTINIEN          |
| -                  | -                 | -                      | -                      | -                             | -        | 166 599               | DARUNTER: BUE        |
| -                  | -                 | -                      | -                      | -                             | -        | 166 599               | CHILE                |
| -                  | -                 | -                      | -                      | -                             | -        | 166 599               | DARUNTER: SCL        |
| -                  | 492 823           | 38 667                 | -                      | -                             | -        | 16 428 698            | A M E R I K A        |
| -                  | -                 | -                      | -                      | -                             | -        | 182 622               | LIBANON              |
| -                  | -                 | -                      | -                      | -                             | -        | 182 622               | DARUNTER: BEY        |
| -                  | 38 820            | -                      | -                      | -                             | -        | 1 119 944             | ISRAEL               |
| -                  | 38 820            | -                      | -                      | -                             | -        | 1 119 944             | DARUNTER: TLV        |
| -                  | 1 337             | -                      | -                      | -                             | -        | 77 791                | JORDANIEN            |
| -                  | -                 | -                      | -                      | -                             | -        | 76 454                | DARUNTER: AMM        |
| -                  | 96 810            | -                      | -                      | -                             | -        | 140 096               | SYRIEN               |
| -                  | 96 810            | -                      | -                      | -                             | -        | 140 096               | DARUNTER: DAM        |
| -                  | -                 | -                      | -                      | -                             | -        | 1 560                 | IRAK                 |
| -                  | -                 | -                      | -                      | -                             | -        | 866 652               | IRAN                 |
| -                  | -                 | -                      | -                      | -                             | -        | 866 652               | DARUNTER: THR        |
| -                  | -                 | -                      | -                      | -                             | -        | 5 038                 | KUWEIT               |
| -                  | -                 | -                      | -                      | -                             | -        | 186 011               | BAHRAIN              |
| -                  | -                 | -                      | -                      | -                             | -        | 186 011               | DARUNTER: BAH        |
| -                  | -                 | -                      | -                      | -                             | -        | 103 406               | KATAR                |
| -                  | -                 | -                      | -                      | -                             | -        | 103 406               | DARUNTER: DOH        |
| -                  | -                 | -                      | -                      | -                             | -        | 934 596               | SAUDI-ARAB.          |
| -                  | -                 | -                      | -                      | -                             | -        | 200 893               | DARUNTER: JED        |
| -                  | -                 | -                      | -                      | -                             | -        | 733 703               | RUH                  |
| -                  | -                 | -                      | -                      | -                             | -        | 218 278               | JEM. ARAB. REP.      |
| -                  | -                 | -                      | -                      | -                             | -        | 218 278               | DARUNTER: SAH        |
| -                  | -                 | -                      | -                      | -                             | -        | 47 507                | OMAN                 |
| -                  | -                 | -                      | -                      | -                             | -        | 47 507                | DARUNTER: MCT        |
| -                  | -                 | -                      | -                      | -                             | -        | 642 578               | V. A. EMIRATE        |
| -                  | -                 | -                      | -                      | -                             | -        | 564 873               | DARUNTER: DXB        |
| -                  | -                 | -                      | -                      | -                             | -        | 77 091                | AUH                  |
| -                  | -                 | -                      | -                      | -                             | -        | 219 817               | PAKISTAN             |
| -                  | -                 | -                      | -                      | -                             | -        | 212 514               | DARUNTER: KHI        |
| -                  | -                 | -                      | -                      | -                             | -        | 14 617                | BANGLADESCH          |
| -                  | -                 | -                      | -                      | -                             | -        | 14 617                | DARUNTER: DAC        |
| -                  | -                 | -                      | -                      | -                             | -        | 13 946                | AFGHANISTAN          |
| -                  | -                 | -                      | -                      | -                             | -        | 13 946                | DARUNTER: KBL        |
| -                  | -                 | -                      | -                      | -                             | -        | 1 019 359             | INDIEN               |
| -                  | -                 | -                      | -                      | -                             | -        | 395 981               | DARUNTER: DEL        |
| -                  | -                 | -                      | -                      | -                             | -        | 623 378               | BOM                  |
| -                  | -                 | -                      | -                      | -                             | -        | 16 884                | NEPAL                |
| -                  | -                 | -                      | -                      | -                             | -        | 16 884                | DARUNTER: KTM        |
| -                  | -                 | -                      | -                      | -                             | -        | 40 252                | SRI LANKA            |
| -                  | -                 | -                      | -                      | -                             | -        | 40 252                | DARUNTER: CMB        |
| -                  | -                 | -                      | -                      | -                             | -        | 3 408                 | MALEDIVEN            |
| -                  | 1 737             | -                      | -                      | -                             | -        | 302 744               | THAILAND             |
| -                  | 1 737             | -                      | -                      | -                             | -        | 302 744               | DARUNTER: BKK        |
| -                  | -                 | -                      | -                      | -                             | -        | 196 516               | MALAYSIA             |
| -                  | -                 | -                      | -                      | -                             | -        | 196 516               | DARUNTER: KUL        |
| -                  | -                 | -                      | -                      | -                             | -        | 562 599               | SINGAPUR             |
| -                  | -                 | -                      | -                      | -                             | -        | 562 599               | DARUNTER: SIN        |
| -                  | -                 | -                      | -                      | -                             | -        | 1 126                 | BRUNEI               |
| -                  | -                 | -                      | -                      | -                             | -        | 215 753               | INDONESIEN           |
| -                  | -                 | -                      | -                      | -                             | -        | 213 866               | DARUNTER: JKT        |
| -                  | -                 | -                      | -                      | -                             | -        | 305 131               | PHILIPPINEN          |
| -                  | -                 | -                      | -                      | -                             | -        | 305 131               | DARUNTER: MNL        |
| -                  | -                 | -                      | -                      | -                             | -        | 1 570 834             | HONGKONG (BRIT)      |
| -                  | -                 | -                      | -                      | -                             | -        | 1 570 834             | DARUNTER: HKG        |
| -                  | -                 | -                      | -                      | -                             | -        | 1 558 927             | JAPAN                |
| -                  | -                 | -                      | -                      | -                             | -        | 1 349 152             | DARUNTER: TYO        |
| -                  | -                 | -                      | -                      | -                             | -        | 209 775               | OSA                  |
| -                  | -                 | -                      | -                      | -                             | -        | 1 282 928             | KOREA REP.           |
| -                  | -                 | -                      | -                      | -                             | -        | 1 282 928             | DARUNTER: SEL        |
| -                  | -                 | -                      | -                      | -                             | -        | 321 094               | CHINA                |
| -                  | -                 | -                      | -                      | -                             | -        | 321 094               | DARUNTER: .EK        |
| -                  | 138 704           | -                      | -                      | -                             | -        | 12 172 014            | A S I E N            |
| -                  | -                 | -                      | -                      | -                             | -        | 471 876               | AUSTRALIEN           |
| -                  | -                 | -                      | -                      | -                             | -        | 268 049               | DARUNTER: SYD        |
| -                  | -                 | -                      | -                      | -                             | -        | 203 827               | MEB                  |
| -                  | -                 | -                      | -                      | -                             | -        | 20 409                | NEUSEELAND           |
| -                  | -                 | -                      | -                      | -                             | -        | 20 409                | DARUNTER: AKL        |
| -                  | -                 | -                      | -                      | -                             | -        | 492 285               | AUSTRALIEN/OZEANIEN  |
| 159 263            | 1 496 708         | 109 927                | 80 904                 | -                             | -        | 49 378 466            | I N S G E S A M T    |

## 6 GÜTERVERKEHR

## 6. 2 VERFLECHUNG IM VERKEHR

## 6. 2. 2 AUSLADUNG

| VON STRECKENHERKUNFTS-<br>LAND BZW. ---FLUGPLATZ | NACH STRECKEN    |                   |                 |                      |                     |                    |                    |
|--|------------------|-------------------|-----------------|----------------------|---------------------|--------------------|--------------------|
|  | HAMBURG<br>(HAM) | HANNOVER<br>(HAJ) | BREMEN<br>(BRE) | DUESSELDORF<br>(DUS) | KOELN/BONN<br>(CGN) | FRANKFURT<br>(FRA) | STUTTGART<br>(STR) |
| <b>AUSLADUNG</b>                                 |                  |                   |                 |                      |                     |                    |                    |
| <b>INSGESAMT</b>                                 |                  |                   |                 |                      |                     |                    |                    |
| DDR U. BER(O) .....                              | 1 401            | -                 | -               | 122                  | 16                  | 1 450              | 50                 |
| FINNLAND .....                                   | 23 117           | -                 | -               | 5 159                | -                   | 175 092            | 8 955              |
| DARUNTER: HEL .....                              | 23 117           | -                 | -               | 5 159                | -                   | 175 092            | 8 955              |
| SCHWEDEN .....                                   | 5 557            | -                 | -               | 5 850                | 73 860              | 558 246            | 1 739              |
| DARUNTER: STO .....                              | 5 284            | -                 | -               | 5 504                | 65 835              | 419 126            | 1 411              |
| GOT .....  | 273              | -                 | -               | 346                  | 8 025               | 139 120            | 328                |
| NORWEGEN .....                                   | 27 408           | -                 | -               | 3 617                | -                   | 133 023            | -                  |
| DARUNTER: OSL .....                              | 15 770           | -                 | -               | 3 617                | -                   | 133 023            | -                  |
| BGO .....  | 11 638           | -                 | -               | -                    | -                   | -                  | -                  |
| DAENEMARK .....                                  | 10 008           | 2 365             | 152             | 23 888               | 379 494             | 363 527            | 7 640              |
| DARUNTER: CPH .....                              | 9 984            | 2 365             | 152             | 23 888               | 196 801             | 363 527            | 7 640              |
| BLL .....  | -                | -                 | -               | -                    | 155 279             | -                  | -                  |
| *DK .....  | -                | -                 | -               | -                    | 27 414              | -                  | -                  |
| GR BRITANNIEN .....                              | 76 864           | 16 699            | 10 441          | 256 568              | 801 661             | 3 006 224          | 37 256             |
| DARUNTER: LON .....                              | 73 593           | 15 825            | 10 441          | 87 894               | 365 043             | 2 252 837          | 36 198             |
| BHX .....  | 518              | 599               | -               | 3 603                | 213 672             | 198 515            | 1 058              |
| MAN .....  | 2 519            | 275               | -               | 7 397                | -                   | 263 239            | -                  |
| LPL .....  | -                | -                 | -               | -                    | 79 948              | -                  | -                  |
| EDI .....  | -                | -                 | -               | -                    | -                   | 11 304             | -                  |
| PIK .....  | -                | -                 | -               | -                    | -                   | 38 722             | -                  |
| *GB .....  | -                | -                 | -               | -                    | -                   | 241 607            | -                  |
| IRLAND .....                                     | 571              | 1 330             | -               | 157 628              | 142 818             | 142 966            | -                  |
| DARUNTER: DUB .....                              | 571              | 1 330             | -               | 2 305                | 24 886              | 142 966            | -                  |
| ISLAND .....                                     | 460              | -                 | -               | 2 305                | 24 886              | 142 966            | -                  |
| NIEDERLANDE .....                                | 53 340           | 2 098             | 3 938           | 16 971               | 16 591              | 113 656            | 12 806             |
| DARUNTER: AMS .....                              | 53 064           | 2 098             | 3 938           | 16 971               | -                   | 113 656            | 11 390             |
| MST .....  | -                | -                 | -               | -                    | -                   | -                  | 1 416              |
| BELGIEN .....                                    | 58 601           | 11 558            | 191             | 1 322                | 42 805              | 254 785            | 14 203             |
| DARUNTER: BRU .....                              | 58 601           | 11 558            | 191             | 1 322                | 42 805              | 254 785            | 14 203             |
| LUXEMBURG .....                                  | 123              | -                 | -               | -                    | -                   | 4 902              | -                  |
| FRANKREICH .....                                 | 46 012           | 6 617             | 327             | 31 626               | 128 933             | 363 798            | 26 533             |
| DARUNTER: PAR .....                              | 45 828           | 6 617             | 327             | 31 493               | 128 854             | 308 338            | 24 977             |
| LYS .....  | -                | -                 | -               | 92                   | -                   | 14 098             | -                  |
| NCE .....  | 184              | -                 | -               | 41                   | -                   | 36 667             | 1 556              |
| SPANIEN .....                                    | 12 247           | -                 | -               | 28 048               | 82 543              | 464 647            | 4 258              |
| DARUNTER: MAD .....                              | 9 001            | -                 | -               | 17 112               | -                   | 314 055            | 2 915              |
| BCN .....  | 2 454            | -                 | -               | 5 856                | -                   | 101 120            | 1 343              |
| VLC .....  | -                | -                 | -               | -                    | 10 258              | 15 978             | -                  |
| *EI .....  | -                | -                 | -               | -                    | 72 285              | 1 510              | -                  |
| PMI .....  | 378              | -                 | -               | 524                  | -                   | 14 179             | -                  |
| PORTUGAL .....                                   | 1 672            | -                 | -               | 3 915                | -                   | 226 104            | -                  |
| DARUNTER: LIS .....                              | 1 672            | -                 | -               | 3 725                | -                   | 108 505            | -                  |
| OPQ .....  | -                | -                 | -               | -                    | -                   | 100 579            | -                  |
| FAO .....  | -                | -                 | -               | 190                  | -                   | 17 020             | -                  |
| MALTA .....                                      | 15               | -                 | -               | -                    | -                   | 33 345             | -                  |
| DARUNTER: MLA .....                              | 15               | -                 | -               | -                    | -                   | 33 345             | -                  |
| SCHWEIZ .....                                    | 66 456           | 17 464            | 1 390           | 96 703               | 153 115             | 215 566            | 107 446            |
| DARUNTER: ZRH .....                              | 58 148           | 17 464            | 1 390           | 83 632               | 28 937              | 140 218            | 103 083            |
| GVA .....  | 7 340            | -                 | -               | 12 945               | 47                  | 74 596             | -                  |
| BSL .....  | 968              | -                 | -               | 126                  | 124 131             | 752                | 4 363              |
| OESTERREICH .....                                | 2 298            | -                 | 303             | 43 317               | 167 665             | 182 086            | 2 704              |
| DARUNTER: VIE .....                              | 2 298            | -                 | 303             | 43 011               | 34 410              | 144 838            | 2 704              |
| LNZ .....  | -                | -                 | -               | 306                  | 133 255             | 10 420             | -                  |
| GRZ .....  | -                | -                 | -               | -                    | -                   | 14 694             | -                  |
| ITALIEN .....                                    | 10 917           | -                 | -               | 27 520               | 120 254             | 749 153            | 2 916              |
| DARUNTER: ROM .....                              | -                | -                 | -               | 1 760                | -                   | 263 022            | -                  |
| MIL .....  | 10 917           | -                 | -               | 25 671               | 135                 | 270 938            | 2 156              |
| VCE .....  | -                | -                 | -               | 89                   | -                   | 52 446             | 182                |
| TRN .....  | -                | -                 | -               | -                    | 20                  | 25 971             | 578                |
| GOA .....  | -                | -                 | -               | -                    | 79 884              | 14 115             | -                  |
| BLQ .....  | -                | -                 | -               | -                    | -                   | 11 594             | -                  |
| PGA .....  | -                | -                 | -               | -                    | -                   | 25 943             | -                  |
| NAP .....  | -                | -                 | -               | -                    | -                   | 35 766             | -                  |
| *IT .....  | -                | -                 | -               | -                    | 39 014              | 41 204             | -                  |
| GRIECHENLAND .....                               | 318              | -                 | -               | 21 991               | -                   | 275 285            | 19 272             |
| DARUNTER: ATH .....                              | 318              | -                 | -               | 8 215                | -                   | 214 584            | 4 167              |
| SKG .....  | -                | -                 | -               | 13 776               | -                   | 60 701             | 15 105             |
| TUERKEI .....                                    | 102 059          | -                 | -               | 10 545               | 27 845              | 421 004            | -                  |
| DARUNTER: ANK .....                              | 195              | -                 | -               | -                    | 18                  | 15 228             | -                  |
| IST .....  | 101 864          | -                 | -               | 10 545               | 22 244              | 378 256            | -                  |
| IZM .....  | -                | -                 | -               | -                    | 5 583               | 25 543             | -                  |
| ZYPERN .....                                     | 379              | -                 | -               | 1                    | -                   | 7 962              | -                  |
| DARUNTER: LCA .....                              | 379              | -                 | -               | 1                    | -                   | 7 962              | -                  |
| JUGOSLAWIEN .....                                | 1 086            | -                 | -               | 1 908                | -                   | 154 597            | 1 830              |
| DARUNTER: BEG .....                              | 1 065            | -                 | -               | 1 801                | -                   | 108 810            | 1 513              |
| ZAG .....  | 21               | -                 | -               | 107                  | -                   | 40 020             | 317                |
| UNGARN .....                                     | 1 106            | -                 | -               | 279                  | 2 037               | 76 140             | 1 321              |
| DARUNTER: BUD .....                              | 1 106            | -                 | -               | 279                  | 2 037               | 76 140             | 1 321              |
| TSCHECHOSLOW .....                               | 2                | -                 | -               | -                    | 12                  | 21 494             | -                  |
| DARUNTER: PRG .....                              | 2                | -                 | -               | -                    | 12                  | 21 494             | -                  |
| RUMAENIEN .....                                  | -                | 400               | -               | -                    | -                   | 12 389             | -                  |
| DARUNTER: BUH .....                              | -                | -                 | -               | -                    | -                   | 11 607             | -                  |
| BULGARIEN .....                                  | -                | -                 | -               | -                    | -                   | 18 638             | 8 655              |
| DARUNTER: SOF .....                              | -                | -                 | -               | -                    | -                   | 18 638             | 8 655              |
| POLEN .....                                      | 2 749            | -                 | -               | 125                  | 692                 | 46 814             | -                  |
| DARUNTER: WAW .....                              | 2 154            | -                 | -               | 125                  | 477                 | 46 763             | -                  |
| SOWJETUNION .....                                | 2 209            | 56 241            | -               | 2 808                | 766                 | 53 532             | -                  |
| DARUNTER: MOW .....                              | 1 931            | 56 241            | -               | 2 808                | 766                 | 48 745             | -                  |
| E U R O P A .....                                | 506 975          | 114 772           | 16 742          | 584 588              | 2 023 175           | 8 078 143          | 257 584            |
| DARUNTER: EG-LAENDER .....                       | 270 673          | 40 667            | 15 049          | 414 154              | 1 597 167           | 5 965 047          | 124 884            |
| AEGYPTEN .....                                   | -                | -                 | -               | 9 986                | -                   | 195 005            | -                  |
| DARUNTER: CAI .....                              | -                | -                 | -               | 9 986                | -                   | 195 005            | -                  |

AUGUST 1990

MIT GEBIETEN AUSSERHALB DES BUNDESGBIETES

IN KILOGRAMM

ZIELFLUGPLATZ

| ZIELFLUGPLATZ      |                   |                        |                       |                              |          |            | VON STRECKENHERKUNFTS- |           |
|--------------------|-------------------|------------------------|-----------------------|------------------------------|----------|------------|------------------------|-----------|
| NUERNBERG<br>(NUE) | MUENCHEN<br>(MUC) | BERLIN (WEST)<br>(BER) | SAARBRUECKEN<br>(SCN) | MUENSTER/<br>OSNABRUECK(FMO) | SONSTIGE | INSGESAMT  | LAND BZW. ---          | FLUGPLATZ |
| -                  | 7                 | -                      | -                     | -                            | -        | 3 046      | DDR U.BER(O)           |           |
| -                  | 5 871             | -                      | -                     | -                            | -        | 218 194    | FINNLAND               |           |
| -                  | 5 871             | -                      | -                     | -                            | -        | 218 194    | DARUNTER: HEL          |           |
| -                  | 1 489             | 248                    | -                     | -                            | -        | 646 989    | SCHWEDEN               |           |
| -                  | 1 489             | 248                    | -                     | -                            | -        | 498 897    | DARUNTER: STO          |           |
| -                  | -                 | -                      | -                     | -                            | -        | 148 092    | GOT                    |           |
| -                  | 2 093             | -                      | -                     | -                            | -        | 166 141    | NORWEGEN               |           |
| -                  | 2 093             | -                      | -                     | -                            | -        | 154 503    | DARUNTER: OSL          |           |
| -                  | -                 | -                      | -                     | -                            | -        | 11 638     | BGO                    |           |
| -                  | 25 424            | 4                      | 840                   | -                            | -        | 813 342    | DAENEMARK              |           |
| -                  | 25 424            | 4                      | -                     | -                            | -        | 629 785    | DARUNTER: CPH          |           |
| -                  | -                 | -                      | 840                   | -                            | -        | 156 119    | BLL                    |           |
| -                  | -                 | -                      | -                     | -                            | -        | 27 414     | *DK                    |           |
| 3 490              | 111 054           | 35 229                 | 38 131                | -                            | -        | 4 393 617  | GR BRITANNIEN          |           |
| 3 490              | 107 481           | 35 199                 | 3 660                 | -                            | -        | 2 991 661  | DARUNTER: LON          |           |
| -                  | 1 620             | -                      | -                     | -                            | -        | 419 585    | BHK                    |           |
| -                  | 1 445             | 30                     | -                     | -                            | -        | 274 905    | MAN                    |           |
| -                  | -                 | -                      | 19 221                | -                            | -        | 99 169     | LPL                    |           |
| -                  | -                 | -                      | -                     | -                            | -        | 11 304     | EDI                    |           |
| -                  | -                 | -                      | -                     | -                            | -        | 38 722     | PIK                    |           |
| -                  | -                 | -                      | 8 850                 | -                            | -        | 550 903    | *GB                    |           |
| -                  | 86                | -                      | -                     | -                            | -        | 172 144    | IRLAND                 |           |
| -                  | 86                | -                      | -                     | -                            | -        | 172 144    | DARUNTER: DUB          |           |
| 280                | 58 973            | 4 422                  | -                     | 225                          | -        | 283 300    | NIEDERLANDE            |           |
| 280                | 58 973            | 4 422                  | -                     | 225                          | -        | 265 017    | DARUNTER: AMS          |           |
| -                  | -                 | -                      | -                     | -                            | -        | 18 007     | MST                    |           |
| 82 311             | 20 088            | -                      | -                     | -                            | -        | 485 864    | BELGIEN                |           |
| 82 311             | 20 088            | -                      | -                     | -                            | -        | 485 864    | DARUNTER: BRU          |           |
| -                  | 483               | -                      | -                     | -                            | -        | 5 508      | LUXEMBURG              |           |
| 47                 | 45 886            | 33 625                 | -                     | -                            | -        | 683 404    | FRANKREICH             |           |
| 47                 | 45 077            | 33 625                 | -                     | -                            | -        | 625 183    | DARUNTER: PAR          |           |
| -                  | 32                | -                      | -                     | -                            | -        | 14 222     | LYS                    |           |
| -                  | 777               | -                      | -                     | -                            | -        | 39 225     | NCE                    |           |
| -                  | 16 548            | -                      | 27 460                | -                            | -        | 635 751    | SPANIEN                |           |
| -                  | 13 846            | -                      | 1 000                 | -                            | -        | 357 929    | DARUNTER: MAD          |           |
| -                  | 2 702             | -                      | -                     | -                            | -        | 113 475    | BCN                    |           |
| -                  | -                 | -                      | 26 460                | -                            | -        | 52 696     | VLC                    |           |
| -                  | -                 | -                      | -                     | -                            | -        | 73 795     | *EI                    |           |
| -                  | -                 | -                      | -                     | -                            | -        | 15 081     | PMI                    |           |
| -                  | 5 332             | -                      | -                     | -                            | -        | 237 023    | PORTUGAL               |           |
| -                  | 5 332             | -                      | -                     | -                            | -        | 119 234    | DARUNTER: LIS          |           |
| -                  | -                 | -                      | -                     | -                            | -        | 100 579    | OPO                    |           |
| -                  | -                 | -                      | -                     | -                            | -        | 17 210     | FAO                    |           |
| -                  | 5 210             | -                      | -                     | -                            | -        | 38 570     | MALTA                  |           |
| -                  | 5 210             | -                      | -                     | -                            | -        | 38 570     | DARUNTER: MLA          |           |
| 77 366             | 94 806            | 6 954                  | -                     | -                            | -        | 837 266    | SCHWEIZ                |           |
| 4 220              | 78 522            | 6 954                  | -                     | -                            | -        | 522 568    | DARUNTER: ZRH          |           |
| -                  | 16 053            | -                      | -                     | -                            | -        | 110 981    | GVA                    |           |
| 73 146             | 231               | -                      | -                     | -                            | -        | 203 717    | BSL                    |           |
| 425                | 15 977            | -                      | -                     | -                            | -        | 414 775    | OESTERREICH            |           |
| 37                 | 15 977            | -                      | -                     | -                            | -        | 243 578    | DARUNTER: VIE          |           |
| 388                | -                 | -                      | -                     | -                            | -        | 144 369    | LNZ                    |           |
| -                  | -                 | -                      | -                     | -                            | -        | 14 694     | GRZ                    |           |
| 9 250              | 68 798            | -                      | -                     | -                            | -        | 988 808    | ITALIEN                |           |
| -                  | 39 864            | -                      | -                     | -                            | -        | 304 646    | DARUNTER: ROM          |           |
| -                  | 16 727            | -                      | -                     | -                            | -        | 326 544    | MIL                    |           |
| -                  | 10 706            | -                      | -                     | -                            | -        | 63 423     | VCE                    |           |
| -                  | 591               | -                      | -                     | -                            | -        | 27 160     | TRN                    |           |
| 1 996              | -                 | -                      | -                     | -                            | -        | 95 995     | GOA                    |           |
| -                  | 23                | -                      | -                     | -                            | -        | 11 617     | BLQ                    |           |
| -                  | -                 | -                      | -                     | -                            | -        | 25 943     | PSA                    |           |
| 7 254              | -                 | -                      | -                     | -                            | -        | 43 020     | NAP                    |           |
| -                  | -                 | -                      | -                     | -                            | -        | 80 218     | *IT                    |           |
| -                  | 41 168            | -                      | -                     | -                            | -        | 358 034    | GRIECHENLAND           |           |
| -                  | 19 717            | -                      | -                     | -                            | -        | 247 001    | DARUNTER: ATH          |           |
| -                  | 21 451            | -                      | -                     | -                            | -        | 111 033    | SKG                    |           |
| -                  | 184 064           | -                      | -                     | -                            | -        | 745 517    | TUERKEI                |           |
| -                  | 15 385            | -                      | -                     | -                            | -        | 30 826     | DARUNTER: ANK          |           |
| -                  | 136 530           | -                      | -                     | -                            | -        | 649 439    | IST                    |           |
| -                  | 32 149            | -                      | -                     | -                            | -        | 63 275     | IZM                    |           |
| -                  | 5 730             | -                      | -                     | -                            | -        | 14 072     | ZYPERN                 |           |
| -                  | 5 730             | -                      | -                     | -                            | -        | 14 072     | DARUNTER: LCA          |           |
| -                  | 21 093            | -                      | -                     | -                            | -        | 180 514    | JUGOSLAWIEN            |           |
| -                  | 18 372            | -                      | -                     | -                            | -        | 131 561    | DARUNTER: BEG          |           |
| -                  | 1 205             | -                      | -                     | -                            | -        | 41 670     | ZAG                    |           |
| -                  | 2 315             | -                      | -                     | -                            | -        | 83 198     | UNGARN                 |           |
| -                  | 2 315             | -                      | -                     | -                            | -        | 83 198     | DARUNTER: BUD          |           |
| -                  | 95                | -                      | -                     | -                            | -        | 21 603     | TSCHECHOSLOW           |           |
| -                  | 95                | -                      | -                     | -                            | -        | 21 603     | DARUNTER: PRG          |           |
| -                  | -                 | -                      | -                     | -                            | -        | 12 789     | RUMAENIEN              |           |
| -                  | -                 | -                      | -                     | -                            | -        | 11 607     | DARUNTER: BUH          |           |
| -                  | 13 182            | -                      | -                     | -                            | -        | 40 475     | BULGARIEN              |           |
| -                  | 13 182            | -                      | -                     | -                            | -        | 40 475     | DARUNTER: SOF          |           |
| -                  | -                 | -                      | -                     | -                            | -        | 50 380     | POLEN                  |           |
| -                  | -                 | -                      | -                     | -                            | -        | 49 519     | DARUNTER: WAW          |           |
| -                  | 480               | -                      | -                     | -                            | -        | 116 036    | SOWJETUNION            |           |
| -                  | 480               | -                      | -                     | -                            | -        | 110 971    | DARUNTER: MOW          |           |
| 173 169            | 746 252           | 80 482                 | 66 431                | 225                          | -        | 12 648 538 | E U R O P A            |           |
| 95 378             | 393 840           | 73 280                 | 66 431                | 225                          | -        | 9 056 795  | DARUNTER: EG-LAENDER   |           |
| -                  | 15 983            | -                      | -                     | -                            | -        | 220 974    | AEGYPTEN               |           |
| -                  | 15 983            | -                      | -                     | -                            | -        | 220 974    | DARUNTER: CAI          |           |



6 GÜTERVERKEHR  
 -----  
 6. 2 VERFLECHTUNG IM VERKEHR  
 -----  
 6. 2. 2 AUSLADUNG  
 -----

| VON STRECKENHERKUNFTS-<br>LAND BZW. --- FLUGPLATZ | NACH STRECKEN    |                   |                 |                      |                     |                    |                    |
|---|------------------|-------------------|-----------------|----------------------|---------------------|--------------------|--------------------|
|   | HAMBURG<br>(HAM) | HANNOVER<br>(HAJ) | BREMEN<br>(BRE) | DUESSELDORF<br>(DUS) | KOELN/BONN<br>(CGN) | FRANKFURT<br>(FRA) | STUTTGART<br>(STR) |
| <b>AUSLADUNG</b>                                  |                  |                   |                 |                      |                     |                    |                    |
| <b>INSGESAMT</b>                                  |                  |                   |                 |                      |                     |                    |                    |
| LIBYEN  | -                | -                 | -               | -                    | -                   | 36 789             | -                  |
| DARUNTER: TIP                                     | -                | -                 | -               | -                    | -                   | 36 789             | -                  |
| TUNESIEN  | 138              | -                 | -               | 3 530                | -                   | 101 081            | 150                |
| DARUNTER: TUN                                     | 138              | -                 | -               | 3 530                | -                   | 50 333             | -                  |
| MIR   | -                | -                 | -               | -                    | -                   | 48 709             | 150                |
| ALGERIEN  | -                | -                 | -               | -                    | -                   | 9 422              | -                  |
| MAROKKO   | -                | -                 | -               | 8 378                | -                   | 137 476            | -                  |
| DARUNTER: CAS                                     | -                | -                 | -               | 2 423                | -                   | 125 011            | -                  |
| TNG   | -                | -                 | -               | 4 918                | -                   | 8 577              | -                  |
| SENEGAL   | -                | -                 | -               | -                    | -                   | 107 278            | -                  |
| DARUNTER: DKR                                     | -                | -                 | -               | -                    | -                   | 107 278            | -                  |
| GHANA   | -                | -                 | -               | 51 143               | -                   | -                  | -                  |
| DARUNTER: ACC                                     | -                | -                 | -               | 51 143               | -                   | -                  | -                  |
| NIGERIA   | -                | -                 | -               | -                    | -                   | 61 341             | -                  |
| DARUNTER: LOS                                     | -                | -                 | -               | -                    | -                   | 61 341             | -                  |
| KAMERUN   | -                | -                 | -               | -                    | -                   | 12 890             | -                  |
| DARUNTER: DLA                                     | -                | -                 | -               | -                    | -                   | 12 890             | -                  |
| ZAIRE   | -                | -                 | -               | -                    | -                   | 16 438             | -                  |
| DARUNTER: FIH                                     | -                | -                 | -               | -                    | -                   | 16 438             | -                  |
| SUDAN   | -                | -                 | -               | -                    | -                   | 31 430             | -                  |
| DARUNTER: KRT                                     | -                | -                 | -               | -                    | -                   | 31 430             | -                  |
| AETHIOPIEN  | -                | -                 | -               | -                    | -                   | 61 733             | -                  |
| DARUNTER: ADD                                     | -                | -                 | -               | -                    | -                   | 61 733             | -                  |
| SOMALIA   | -                | -                 | -               | -                    | -                   | 3 681              | -                  |
| KENIA   | -                | -                 | -               | -                    | -                   | 748 638            | -                  |
| DARUNTER: NBO                                     | -                | -                 | -               | -                    | -                   | 748 638            | -                  |
| TANSANIA  | -                | -                 | -               | -                    | -                   | 10 408             | -                  |
| DARUNTER: DAR                                     | -                | -                 | -               | -                    | -                   | 10 408             | -                  |
| SAMBIA  | -                | -                 | -               | -                    | -                   | 1 454              | -                  |
| SIMBABWE  | -                | -                 | -               | -                    | 60 506              | 8 950              | -                  |
| DARUNTER: HRE                                     | -                | -                 | -               | -                    | 60 506              | 8 950              | -                  |
| NAMIBIA   | -                | -                 | -               | -                    | -                   | 47 195             | -                  |
| DARUNTER: WDH                                     | -                | -                 | -               | -                    | -                   | 47 195             | -                  |
| SESCHELLEN  | -                | -                 | -               | -                    | -                   | 310                | -                  |
| MAURITIUS   | -                | -                 | -               | -                    | -                   | 30 597             | -                  |
| DARUNTER: MRU                                     | -                | -                 | -               | -                    | -                   | 30 597             | -                  |
| SUEDAFRIKA  | -                | -                 | -               | -                    | -                   | 346 870            | -                  |
| DARUNTER: JNB                                     | -                | -                 | -               | -                    | -                   | 346 870            | -                  |
| <b>A F R I K A</b>                                | <b>138</b>       | <b>-</b>          | <b>-</b>        | <b>73 037</b>        | <b>60 506</b>       | <b>1 968 986</b>   | <b>150</b>         |
| KANADA  | -                | -                 | -               | 30 538               | -                   | 1 548 350          | -                  |
| DARUNTER: YUL                                     | -                | -                 | -               | -                    | -                   | 145 617            | -                  |
| YYZ   | -                | -                 | -               | 18 392               | -                   | 860 347            | -                  |
| YEG   | -                | -                 | -               | -                    | -                   | 32 526             | -                  |
| YVR   | -                | -                 | -               | 12 146               | -                   | 385 872            | -                  |
| YXC   | -                | -                 | -               | -                    | -                   | 123 988            | -                  |
| USA   | 132 048          | -                 | -               | 637 808              | 972 436             | 10 501 315         | 158 640            |
| DARUNTER: NYC                                     | 87 954           | -                 | -               | 166 715              | 925 091             | 2 698 342          | 107 102            |
| CHI   | -                | -                 | -               | 207 688              | -                   | 1 491 408          | -                  |
| BOS   | -                | -                 | -               | -                    | -                   | 552 947            | -                  |
| PHL   | -                | -                 | -               | -                    | -                   | 421 352            | -                  |
| BWI   | -                | -                 | -               | -                    | -                   | 22 047             | -                  |
| DCA   | -                | -                 | -               | -                    | 47 345              | 340 397            | -                  |
| DET   | -                | -                 | -               | -                    | -                   | 20 057             | -                  |
| PIT   | -                | -                 | -               | -                    | -                   | 64 396             | -                  |
| CVG   | -                | -                 | -               | -                    | -                   | 58 713             | -                  |
| *UI   | -                | -                 | -               | -                    | -                   | 376 671            | -                  |
| ATL   | 44 094           | -                 | -               | -                    | -                   | 788 724            | 51 538             |
| CLT   | -                | -                 | -               | -                    | -                   | 111 234            | -                  |
| MIA   | -                | -                 | -               | 142 208              | -                   | 463 235            | -                  |
| SJU   | -                | -                 | -               | -                    | -                   | 138 566            | -                  |
| ORL   | -                | -                 | -               | -                    | -                   | 29 299             | -                  |
| DAL   | -                | -                 | -               | -                    | -                   | 707 833            | -                  |
| HOU   | -                | -                 | -               | -                    | -                   | 644 006            | -                  |
| SFO   | -                | -                 | -               | 1 771                | -                   | 447 030            | -                  |
| LAX   | -                | -                 | -               | 119 426              | -                   | 1 121 113          | -                  |
| MEXIKO  | -                | -                 | -               | -                    | -                   | 295 600            | -                  |
| DARUNTER: MEX                                     | -                | -                 | -               | -                    | -                   | 295 600            | -                  |
| DOMINIK. REP.                                     | -                | -                 | -               | -                    | -                   | 19                 | -                  |
| BARBADOS  | -                | -                 | -               | -                    | -                   | 1 045              | -                  |
| TRINID. U. TOB.                                   | -                | -                 | -               | -                    | -                   | 520                | -                  |
| NIED. ANTILLEN                                    | -                | -                 | -               | -                    | -                   | 3                  | -                  |
| ST. LUCIA   | -                | -                 | -               | -                    | -                   | 4 527              | -                  |
| KOLUMBIEN   | -                | -                 | -               | -                    | -                   | 327 606            | -                  |
| DARUNTER: BOG                                     | -                | -                 | -               | -                    | -                   | 327 606            | -                  |
| VENEZUELA   | -                | -                 | -               | -                    | -                   | 30 260             | -                  |
| DARUNTER: CCS                                     | -                | -                 | -               | -                    | -                   | 30 260             | -                  |
| BRASIL IEN  | -                | -                 | -               | -                    | -                   | 952 310            | -                  |
| DARUNTER: RIO                                     | -                | -                 | -               | -                    | -                   | 498 809            | -                  |
| SAO   | -                | -                 | -               | -                    | -                   | 419 569            | -                  |
| SSA   | -                | -                 | -               | -                    | -                   | 33 932             | -                  |
| ECUADOR   | -                | -                 | -               | -                    | -                   | 92 525             | -                  |
| DARUNTER: UIO                                     | -                | -                 | -               | -                    | -                   | 92 525             | -                  |
| PERU  | -                | -                 | -               | -                    | -                   | 48 016             | -                  |
| DARUNTER: LIM                                     | -                | -                 | -               | -                    | -                   | 48 016             | -                  |
| BOLIVIEN  | -                | -                 | -               | -                    | -                   | 28 708             | -                  |
| DARUNTER: LPB                                     | -                | -                 | -               | -                    | -                   | 28 708             | -                  |
| PARAGUAY  | -                | -                 | -               | -                    | -                   | 28 708             | -                  |
| URUGUAY   | -                | -                 | -               | -                    | -                   | 4 908              | -                  |
| DARUNTER: MVD                                     | -                | -                 | -               | -                    | -                   | 100 632            | -                  |
| ARGENTINIEN                                       | -                | -                 | -               | -                    | -                   | 115 854            | -                  |
| DARUNTER: BUE                                     | -                | -                 | -               | -                    | -                   | 115 854            | -                  |
| CHILE   | -                | -                 | -               | -                    | -                   | 180 446            | -                  |

AUGUST 1990

MIT GEBIETEN AUSSERHALB DES BUNDESGBIETES

IN KILOGRAMM

| ZIELFLUGPLATZ      |                   |                        |                       |                              |          | VON STRECKENHERKUNFTS- |                         |
|--------------------|-------------------|------------------------|-----------------------|------------------------------|----------|------------------------|-------------------------|
| NUERNBERG<br>(NUE) | MUENCHEN<br>(MUC) | BERLIN (WEST)<br>(BER) | SAARBRUECKEN<br>(SCN) | MUENSTER/<br>OSNABRUECK(FMG) | SONSTIGE | INSGESAMT              | LAND BZW. --- FLUGPLATZ |
| -                  | -                 | -                      | -                     | -                            | -        | 36 789                 | AUFLAGUNG               |
| -                  | 5 904             | -                      | -                     | -                            | -        | 36 789                 | LIBYEN                  |
| -                  | 5 904             | -                      | -                     | -                            | -        | 110 803                | DARUNTER:TIP            |
| -                  | -                 | -                      | -                     | -                            | -        | 59 905                 | TUNESIEN                |
| -                  | -                 | -                      | -                     | -                            | -        | 48 859                 | DARUNTER:TUN            |
| -                  | -                 | -                      | -                     | -                            | -        | 9 422                  | MIR                     |
| -                  | 879               | -                      | -                     | -                            | -        | 146 733                | ALGERIEN                |
| -                  | 879               | -                      | -                     | -                            | -        | 128 313                | MAROKKO                 |
| -                  | -                 | -                      | -                     | -                            | -        | 13 595                 | DARUNTER:CAS            |
| -                  | -                 | -                      | -                     | -                            | -        | 107 278                | TNG                     |
| -                  | -                 | -                      | -                     | -                            | -        | 107 278                | SENEGAL                 |
| -                  | -                 | -                      | -                     | -                            | -        | 51 143                 | DARUNTER:DKR            |
| -                  | -                 | -                      | -                     | -                            | -        | 51 143                 | GHANA                   |
| -                  | -                 | -                      | -                     | -                            | -        | 61 341                 | DARUNTER:ACC            |
| -                  | -                 | -                      | -                     | -                            | -        | 61 341                 | NIGERIA                 |
| -                  | -                 | -                      | -                     | -                            | -        | 12 890                 | DARUNTER:LOS            |
| -                  | -                 | -                      | -                     | -                            | -        | 12 890                 | KAMERUN                 |
| -                  | -                 | -                      | -                     | -                            | -        | 16 438                 | DARUNTER:DLA            |
| -                  | -                 | -                      | -                     | -                            | -        | 16 438                 | ZAIRE                   |
| -                  | -                 | -                      | -                     | -                            | -        | 31 430                 | DARUNTER:FIH            |
| -                  | -                 | -                      | -                     | -                            | -        | 31 430                 | SUDAN                   |
| -                  | -                 | -                      | -                     | -                            | -        | 61 733                 | DARUNTER:KRT            |
| -                  | -                 | -                      | -                     | -                            | -        | 61 733                 | AETHIOPIEN              |
| -                  | -                 | -                      | -                     | -                            | -        | 3 681                  | DARUNTER:ADD            |
| -                  | 2 924             | -                      | -                     | -                            | -        | 751 562                | SOMALIA                 |
| -                  | 2 924             | -                      | -                     | -                            | -        | 751 562                | KENIA                   |
| -                  | -                 | -                      | -                     | -                            | -        | 10 408                 | DARUNTER:NBO            |
| -                  | -                 | -                      | -                     | -                            | -        | 10 408                 | TANSANIA                |
| -                  | -                 | -                      | -                     | -                            | -        | 1 454                  | DARUNTER:DAR            |
| -                  | -                 | -                      | -                     | -                            | -        | 69 456                 | SAMBIA                  |
| -                  | -                 | -                      | -                     | -                            | -        | 69 456                 | SIMBABWE                |
| -                  | -                 | -                      | -                     | -                            | -        | 47 195                 | DARUNTER:HRE            |
| -                  | -                 | -                      | -                     | -                            | -        | 47 195                 | NAMIBIA                 |
| -                  | -                 | -                      | -                     | -                            | -        | 310                    | DARUNTER:WDH            |
| -                  | 21 348            | -                      | -                     | -                            | -        | 51 945                 | SESCHELLEN              |
| -                  | 21 348            | -                      | -                     | -                            | -        | 51 945                 | MAURITIUS               |
| -                  | -                 | -                      | -                     | -                            | -        | 346 870                | DARUNTER:MRU            |
| -                  | -                 | -                      | -                     | -                            | -        | 346 870                | SUEDAFRIKA              |
| -                  | -                 | -                      | -                     | -                            | -        | 2 149 855              | DARUNTER:JNB            |
| -                  | 47 038            | -                      | -                     | -                            | -        |                        | A F R I K A             |
| -                  | 30 202            | -                      | -                     | -                            | -        | 1 609 090              | KANADA                  |
| -                  | 30 202            | -                      | -                     | -                            | -        | 145 617                | DARUNTER:YUL            |
| -                  | -                 | -                      | -                     | -                            | -        | 908 941                | YYZ                     |
| -                  | -                 | -                      | -                     | -                            | -        | 32 526                 | YEG                     |
| -                  | -                 | -                      | -                     | -                            | -        | 398 018                | YVR                     |
| -                  | -                 | -                      | -                     | -                            | -        | 123 988                | YYC                     |
| -                  | 626 166           | 38 594                 | -                     | -                            | -        | 13 067 007             | USA                     |
| -                  | 240 651           | 38 594                 | -                     | -                            | -        | 4 264 449              | DARUNTER:NYC            |
| -                  | 154 347           | -                      | -                     | -                            | -        | 1 853 443              | CHI                     |
| -                  | 6 364             | -                      | -                     | -                            | -        | 559 311                | BOS                     |
| -                  | -                 | -                      | -                     | -                            | -        | 421 352                | PHL                     |
| -                  | -                 | -                      | -                     | -                            | -        | 22 047                 | BWI                     |
| -                  | -                 | -                      | -                     | -                            | -        | 387 742                | DCA                     |
| -                  | -                 | -                      | -                     | -                            | -        | 20 057                 | DET                     |
| -                  | -                 | -                      | -                     | -                            | -        | 64 396                 | PIT                     |
| -                  | -                 | -                      | -                     | -                            | -        | 58 713                 | CVG                     |
| -                  | 119 204           | -                      | -                     | -                            | -        | 376 671                | *U1                     |
| -                  | 14 100            | -                      | -                     | -                            | -        | 1 003 560              | ATL                     |
| -                  | -                 | -                      | -                     | -                            | -        | 111 234                | CLT                     |
| -                  | -                 | -                      | -                     | -                            | -        | 619 543                | MIA                     |
| -                  | -                 | -                      | -                     | -                            | -        | 138 566                | SJU                     |
| -                  | -                 | -                      | -                     | -                            | -        | 29 299                 | ORL                     |
| -                  | -                 | -                      | -                     | -                            | -        | 707 833                | DAL                     |
| -                  | -                 | -                      | -                     | -                            | -        | 644 006                | HOU                     |
| -                  | -                 | -                      | -                     | -                            | -        | 448 801                | SFO                     |
| -                  | 91 500            | -                      | -                     | -                            | -        | 1 332 039              | LAX                     |
| -                  | -                 | -                      | -                     | -                            | -        | 295 600                | MEXIKO                  |
| -                  | -                 | -                      | -                     | -                            | -        | 295 600                | DARUNTER:MEX            |
| -                  | -                 | -                      | -                     | -                            | -        | 19                     | DOMINIK. REP            |
| -                  | -                 | -                      | -                     | -                            | -        | 1 045                  | BARBADOS                |
| -                  | -                 | -                      | -                     | -                            | -        | 520                    | TRINID. U. TOB.         |
| -                  | -                 | -                      | -                     | -                            | -        | 3                      | ST. LUCIA               |
| -                  | -                 | -                      | -                     | -                            | -        | 4 527                  | KOLUMBIEN               |
| -                  | -                 | -                      | -                     | -                            | -        | 327 606                | DARUNTER:BOG            |
| -                  | -                 | -                      | -                     | -                            | -        | 327 606                | VENEZUELA               |
| -                  | -                 | -                      | -                     | -                            | -        | 30 260                 | DARUNTER:CCS            |
| -                  | -                 | -                      | -                     | -                            | -        | 30 260                 | BRASILIEN               |
| -                  | -                 | -                      | -                     | -                            | -        | 952 310                | DARUNTER:RIO            |
| -                  | -                 | -                      | -                     | -                            | -        | 498 809                | SAO                     |
| -                  | -                 | -                      | -                     | -                            | -        | 419 569                | SSA                     |
| -                  | -                 | -                      | -                     | -                            | -        | 33 932                 | ECUADOR                 |
| -                  | -                 | -                      | -                     | -                            | -        | 92 525                 | DARUNTER:UIO            |
| -                  | -                 | -                      | -                     | -                            | -        | 92 525                 | PERU                    |
| -                  | -                 | -                      | -                     | -                            | -        | 48 016                 | DARUNTER:LIM            |
| -                  | -                 | -                      | -                     | -                            | -        | 48 016                 | BOLIVIEN                |
| -                  | -                 | -                      | -                     | -                            | -        | 28 708                 | DARUNTER:LPB            |
| -                  | -                 | -                      | -                     | -                            | -        | 28 708                 | PARAGUAY                |
| -                  | -                 | -                      | -                     | -                            | -        | 4 908                  | URUGUAY                 |
| -                  | -                 | -                      | -                     | -                            | -        | 100 632                | DARUNTER:MVD            |
| -                  | -                 | -                      | -                     | -                            | -        | 100 632                | ARGENTINIEN             |
| -                  | -                 | -                      | -                     | -                            | -        | 115 854                | DARUNTER:BUE            |
| -                  | -                 | -                      | -                     | -                            | -        | 115 854                | CHILE                   |
| -                  | -                 | -                      | -                     | -                            | -        | 180 446                |                         |

6 GÜTERVERKEHR  
6.2 VERFLECHTUNG IM VERKEHR  
6.2.2 AUSLADUNG

| VON STRECKENHERKUNFTS-<br>LAND BZW. ---FLUGPLATZ | NACH STRECKEN    |                   |                 |                      |                     |                    |                    |
|--|------------------|-------------------|-----------------|----------------------|---------------------|--------------------|--------------------|
|  | HAMBURG<br>(HAM) | HANNOVER<br>(HAJ) | BREMEN<br>(BRE) | DUESSELDORF<br>(DUS) | KOELN/BONN<br>(CGN) | FRANKFURT<br>(FRA) | STUTTGART<br>(STR) |
| AUSLADUNG  |                  |                   |                 |                      |                     |                    |                    |
| INSGESAMT  |                  |                   |                 |                      |                     |                    |                    |
| DARUNTER: SCL .....                              | -                | -                 | -               | -                    | -                   | 180 446            | -                  |
| A M E R I K A .....                              | 132 048          | -                 | -               | 668 346              | 972 436             | 14 232 644         | 158 640            |
| LIBANON .....                                    | -                | -                 | -               | -                    | -                   | 190 437            | -                  |
| DARUNTER: BEY .....                              | -                | -                 | -               | -                    | -                   | 190 437            | -                  |
| ISRAEL .....                                     | -                | -                 | -               | -                    | 719 719             | 304 385            | -                  |
| DARUNTER: TLV .....                              | -                | -                 | -               | -                    | 719 719             | 304 385            | -                  |
| JORDANIEN .....                                  | -                | -                 | -               | -                    | -                   | 57 101             | -                  |
| DARUNTER: AMM .....                              | -                | -                 | -               | -                    | -                   | 57 101             | -                  |
| SYRIEN .....                                     | -                | -                 | -               | -                    | -                   | 61 145             | -                  |
| DARUNTER: DAM .....                              | -                | -                 | -               | -                    | -                   | 61 145             | -                  |
| IRAK .....                                       | -                | -                 | -               | -                    | -                   | 312                | -                  |
| IRAN .....                                       | -                | -                 | -               | -                    | -                   | 616 217            | -                  |
| DARUNTER: THR .....                              | -                | -                 | -               | -                    | -                   | 616 217            | -                  |
| BAHRAIN .....                                    | -                | -                 | -               | 27 700               | -                   | 56 999             | -                  |
| DARUNTER: BAH .....                              | -                | -                 | -               | 27 700               | -                   | 56 999             | -                  |
| KATAR .....                                      | -                | -                 | -               | -                    | -                   | 7 439              | -                  |
| SAUDI-ARAB .....                                 | -                | -                 | -               | -                    | -                   | 230 516            | -                  |
| DARUNTER: JED .....                              | -                | -                 | -               | -                    | -                   | 100 554            | -                  |
| RUH .....  | -                | -                 | -               | -                    | -                   | 129 962            | -                  |
| JEM. ARAB. REP. ....                             | -                | -                 | -               | -                    | -                   | 23 682             | -                  |
| DARUNTER: SAH .....                              | -                | -                 | -               | -                    | -                   | 23 682             | -                  |
| V. A. EMIRATE .....                              | -                | -                 | -               | 29 319               | -                   | 1 285 980          | -                  |
| DARUNTER: SHJ .....                              | -                | -                 | -               | 29 319               | -                   | 1 285 980          | -                  |
| DIB .....  | -                | -                 | -               | -                    | -                   | 1 195 451          | -                  |
| AUH .....  | -                | -                 | -               | -                    | -                   | 90 529             | -                  |
| PAKISTAN .....                                   | -                | -                 | -               | -                    | -                   | 736 059            | -                  |
| DARUNTER: KHI .....                              | -                | -                 | -               | -                    | -                   | 718 451            | -                  |
| ISB .....  | -                | -                 | -               | -                    | -                   | 17 598             | -                  |
| BANGLADESCH .....                                | -                | -                 | -               | -                    | -                   | 4 069              | -                  |
| AFGHANISTAN .....                                | -                | -                 | -               | -                    | -                   | 13 175             | -                  |
| DARUNTER: KBL .....                              | -                | -                 | -               | -                    | -                   | 13 175             | -                  |
| INDIEN .....                                     | -                | -                 | -               | -                    | -                   | 2 452 512          | -                  |
| DARUNTER: DEL .....                              | -                | -                 | -               | -                    | -                   | 1 449 841          | -                  |
| BOM .....  | -                | -                 | -               | -                    | -                   | 868 482            | -                  |
| MAA .....  | -                | -                 | -               | -                    | -                   | 44 638             | -                  |
| BLR .....  | -                | -                 | -               | -                    | -                   | 89 551             | -                  |
| NEPAL .....                                      | -                | -                 | -               | -                    | -                   | 96 698             | -                  |
| DARUNTER: KTM .....                              | -                | -                 | -               | -                    | -                   | 96 698             | -                  |
| SRI LANKA .....                                  | -                | -                 | -               | -                    | -                   | 27 309             | -                  |
| DARUNTER: CMB .....                              | -                | -                 | -               | -                    | -                   | 27 309             | -                  |
| THAILAND .....                                   | -                | -                 | -               | 57 179               | -                   | 818 022            | -                  |
| DARUNTER: BKK .....                              | -                | -                 | -               | 57 179               | -                   | 818 022            | -                  |
| MALAYSIA .....                                   | -                | -                 | -               | -                    | -                   | 292 753            | -                  |
| DARUNTER: KUL .....                              | -                | -                 | -               | -                    | -                   | 292 753            | -                  |
| SINGAPUR .....                                   | -                | -                 | -               | -                    | -                   | 529 880            | -                  |
| DARUNTER: SIN .....                              | -                | -                 | -               | -                    | -                   | 529 880            | -                  |
| BRUNEI .....                                     | -                | -                 | -               | -                    | -                   | 5 737              | -                  |
| INDONESIEN .....                                 | -                | -                 | -               | -                    | -                   | 205 664            | -                  |
| DARUNTER: JKT .....                              | -                | -                 | -               | -                    | -                   | 187 829            | -                  |
| DPS .....  | -                | -                 | -               | -                    | -                   | 17 835             | -                  |
| PHILIPPINEN .....                                | -                | -                 | -               | -                    | -                   | 329 903            | -                  |
| DARUNTER: MNL .....                              | -                | -                 | -               | -                    | -                   | 329 903            | -                  |
| HONGKONG (BRIT) .....                            | 163 875          | -                 | -               | -                    | -                   | 3 988 056          | -                  |
| DARUNTER: HKG .....                              | 163 875          | -                 | -               | -                    | -                   | 3 988 056          | -                  |
| JAPAN .....                                      | -                | -                 | -               | 51 472               | -                   | 1 775 709          | -                  |
| DARUNTER: TYO .....                              | -                | -                 | -               | 51 472               | -                   | 1 633 862          | -                  |
| OSA .....  | -                | -                 | -               | -                    | -                   | 141 847            | -                  |
| KOREA REP. ....                                  | -                | -                 | -               | -                    | -                   | 1 170 352          | -                  |
| DARUNTER: SEL .....                              | -                | -                 | -               | -                    | -                   | 1 170 352          | -                  |
| CHINA .....                                      | -                | -                 | -               | -                    | -                   | 303 292            | -                  |
| DARUNTER: PEK .....                              | -                | -                 | -               | -                    | -                   | 303 292            | -                  |
| A S I E N .....                                  | 163 875          | -                 | -               | 165 670              | 719 719             | 15 583 403         | -                  |
| AUSTRALIEN .....                                 | -                | -                 | -               | -                    | -                   | 334 758            | -                  |
| DARUNTER: SYD .....                              | -                | -                 | -               | -                    | -                   | 128 574            | -                  |
| MEB .....  | -                | -                 | -               | -                    | -                   | 206 184            | -                  |
| NEUSEELAND .....                                 | -                | -                 | -               | -                    | -                   | 56 605             | -                  |
| DARUNTER: AKL .....                              | -                | -                 | -               | -                    | -                   | 56 605             | -                  |
| AUSTRALIEN/OZEANIEN...                           | -                | -                 | -               | -                    | -                   | 391 363            | -                  |
| I N S G E S A M T ..                             | 803 036          | 114 772           | 16 742          | 1 491 641            | 3 775 836           | 40 254 539         | 416 374            |

AUGUST 1990

MIT GEBIETEN AUSSERHALB DES BUNDESGBIETES

IN KILOGRAMM

| ZIELFLUGPLATZ      |                   |                        |                       |                              |          | VON STRECKENHERKUNFTS- |  |
|--------------------|-------------------|------------------------|-----------------------|------------------------------|----------|------------------------|--|
| NUERNBERG<br>(NUE) | MUENCHEN<br>(MUC) | BERLIN (WEST)<br>(BER) | SAARBRUECKEN<br>(SCN) | MUENSTER/<br>OSNABRUECK(FMO) | SONSTIGE | INSGESAM               | LAND BZW. --- FLUGPLATZ                |
| -                  | -                 | -                      | -                     | -                            | -        | 180 446                | AUSLADUNG<br>INSGESAM<br>DARUNTER: SCL |
| -                  | 656 368           | 38 594                 | -                     | -                            | -        | 16 859 076             | A M E R I K A                          |
| -                  | -                 | -                      | -                     | -                            | -        | 190 437                | LIBANON                                |
| -                  | -                 | -                      | -                     | -                            | -        | 190 437                | DARUNTER: BEY                          |
| -                  | 64 623            | -                      | -                     | -                            | -        | 1 088 727              | ISRAEL                                 |
| -                  | 64 623            | -                      | -                     | -                            | -        | 1 088 727              | DARUNTER: TLV                          |
| -                  | -                 | -                      | -                     | -                            | -        | 57 101                 | JORDANIEN                              |
| -                  | -                 | -                      | -                     | -                            | -        | 57 101                 | DARUNTER: AMM                          |
| -                  | 12 793            | -                      | -                     | -                            | -        | 73 938                 | SYRIEN                                 |
| -                  | 12 793            | -                      | -                     | -                            | -        | 73 938                 | DARUNTER: DAM                          |
| -                  | -                 | -                      | -                     | -                            | -        | 312                    | IRAK                                   |
| -                  | -                 | -                      | -                     | -                            | -        | 616 217                | IRAN                                   |
| -                  | -                 | -                      | -                     | -                            | -        | 616 217                | DARUNTER: THR                          |
| -                  | -                 | -                      | -                     | -                            | -        | 84 699                 | BAHRAIN                                |
| -                  | -                 | -                      | -                     | -                            | -        | 84 699                 | DARUNTER: BAH                          |
| -                  | -                 | -                      | -                     | -                            | -        | 7 439                  | KATAR                                  |
| -                  | -                 | -                      | -                     | -                            | -        | 230 516                | SAUDI-ARAB.                            |
| -                  | -                 | -                      | -                     | -                            | -        | 100 554                | DARUNTER: JED                          |
| -                  | -                 | -                      | -                     | -                            | -        | 129 962                | RUH                                    |
| -                  | -                 | -                      | -                     | -                            | -        | 23 682                 | JEM. ARAB. REP.                        |
| -                  | -                 | -                      | -                     | -                            | -        | 23 682                 | DARUNTER: SAH                          |
| -                  | -                 | -                      | -                     | -                            | -        | 1 315 299              | V. A. EMIRATE                          |
| -                  | -                 | -                      | -                     | -                            | -        | 29 319                 | DARUNTER: SHJ                          |
| -                  | -                 | -                      | -                     | -                            | -        | 1 195 451              | DXB                                    |
| -                  | -                 | -                      | -                     | -                            | -        | 90 529                 | AUH                                    |
| -                  | -                 | -                      | -                     | -                            | -        | 736 059                | PAKISTAN                               |
| -                  | -                 | -                      | -                     | -                            | -        | 718 461                | DARUNTER: KHI                          |
| -                  | -                 | -                      | -                     | -                            | -        | 17 598                 | ISB                                    |
| -                  | -                 | -                      | -                     | -                            | -        | 4 069                  | BANGLADESCH                            |
| -                  | -                 | -                      | -                     | -                            | -        | 13 175                 | AFGHANISTAN                            |
| -                  | -                 | -                      | -                     | -                            | -        | 13 175                 | DARUNTER: KBL                          |
| -                  | -                 | -                      | -                     | -                            | -        | 2 452 512              | INDIEN                                 |
| -                  | -                 | -                      | -                     | -                            | -        | 1 449 841              | DARUNTER: DEL                          |
| -                  | -                 | -                      | -                     | -                            | -        | 868 482                | BOM                                    |
| -                  | -                 | -                      | -                     | -                            | -        | 44 638                 | MAA                                    |
| -                  | -                 | -                      | -                     | -                            | -        | 89 551                 | BLR                                    |
| -                  | -                 | -                      | -                     | -                            | -        | 96 698                 | NEPAL                                  |
| -                  | -                 | -                      | -                     | -                            | -        | 96 698                 | DARUNTER: KTM                          |
| -                  | -                 | -                      | -                     | -                            | -        | 27 309                 | SRI LANKA                              |
| -                  | -                 | -                      | -                     | -                            | -        | 27 309                 | DARUNTER: CMB                          |
| -                  | 22 744            | -                      | -                     | -                            | -        | 897 945                | THAILAND                               |
| -                  | 22 744            | -                      | -                     | -                            | -        | 897 945                | DARUNTER: BKK                          |
| -                  | -                 | -                      | -                     | -                            | -        | 292 753                | MALAYSIA                               |
| -                  | -                 | -                      | -                     | -                            | -        | 292 753                | DARUNTER: KUL                          |
| -                  | -                 | -                      | -                     | -                            | -        | 529 880                | SINGAPUR                               |
| -                  | -                 | -                      | -                     | -                            | -        | 529 880                | DARUNTER: SIN                          |
| -                  | -                 | -                      | -                     | -                            | -        | 5 737                  | BRUNEI                                 |
| -                  | -                 | -                      | -                     | -                            | -        | 205 664                | INDONESIEN                             |
| -                  | -                 | -                      | -                     | -                            | -        | 187 829                | DARUNTER: JKT                          |
| -                  | -                 | -                      | -                     | -                            | -        | 17 835                 | DPS                                    |
| -                  | -                 | -                      | -                     | -                            | -        | 329 903                | PHILIPPINEN                            |
| -                  | -                 | -                      | -                     | -                            | -        | 329 903                | DARUNTER: MNL                          |
| -                  | -                 | -                      | -                     | -                            | -        | 4 151 931              | HONGKONG (BRIT)                        |
| -                  | -                 | -                      | -                     | -                            | -        | 4 151 931              | DARUNTER: HKG                          |
| -                  | -                 | -                      | -                     | -                            | -        | 1 827 181              | JAPAN                                  |
| -                  | -                 | -                      | -                     | -                            | -        | 1 685 334              | DARUNTER: TYO                          |
| -                  | -                 | -                      | -                     | -                            | -        | 141 847                | OSA                                    |
| -                  | -                 | -                      | -                     | -                            | -        | 1 170 352              | KOREA REP.                             |
| -                  | -                 | -                      | -                     | -                            | -        | 1 170 352              | DARUNTER: SEL                          |
| -                  | -                 | -                      | -                     | -                            | -        | 303 292                | CHINA                                  |
| -                  | -                 | -                      | -                     | -                            | -        | 303 292                | DARUNTER: PEK                          |
| -                  | 100 160           | -                      | -                     | -                            | -        | 16 732 827             | A S I E N                              |
| -                  | -                 | -                      | -                     | -                            | -        | 334 758                | AUSTRALIEN                             |
| -                  | -                 | -                      | -                     | -                            | -        | 128 574                | DARUNTER: SYD                          |
| -                  | -                 | -                      | -                     | -                            | -        | 206 184                | MEB                                    |
| -                  | -                 | -                      | -                     | -                            | -        | 56 605                 | NEUSEELAND                             |
| -                  | -                 | -                      | -                     | -                            | -        | 56 605                 | DARUNTER: AKL                          |
| -                  | -                 | -                      | -                     | -                            | -        | 391 363                | AUSTRALIEN/OZEANIEN                    |
| 173 169            | 1 549 818         | 119 076                | 66 431                | 225                          | -        | 48 781 659             | I N S G E S A M T                      |

## 6 GÜTERVERKEHR

## 6. 2 VERFLECHTUNG IM VERKEHR

## 6. 2. 3 VERSAND

| NACH ENDZIELLAND<br>BZW. ---FLUGPLATZ | VON HERKUNFTS    |                   |                 |                      |                     |                    |                    |  |
|---------------------------------------|------------------|-------------------|-----------------|----------------------|---------------------|--------------------|--------------------|--|
|                                       | HAMBURG<br>(HAM) | HANNOVER<br>(HAJ) | BREMEN<br>(BRE) | DUESSELDORF<br>(DUS) | KOELN/BONN<br>(CGN) | FRANKFURT<br>(FRA) | STUTTGART<br>(STR) |  |
| VERSAND                               |                  |                   |                 |                      |                     |                    |                    |  |
| INSGESAMT                             |                  |                   |                 |                      |                     |                    |                    |  |
| DDR U. BER(O)                         | 1 499            | 236               | 8               | 1 162                | 315                 | 3 859              | 244                |  |
| FINNLAND                              | 18 183           | 1 467             | 463             | 25 550               | 1 137               | 141 354            | 4 149              |  |
| DARUNTER: HEL                         | 17 705           | 1 198             | 421             | 22 107               | 293                 | 126 722            | 2 578              |  |
| SCHWEDEN                              | 18 924           | 2 176             | 667             | 31 784               | 104 611             | 168 418            | 7 823              |  |
| DARUNTER: STO                         | 16 057           | 1 255             | 317             | 13 817               | 49 469              | 102 205            | 2 724              |  |
| MMA                                   | 207              | 31                | -               | 5 942                | 5 805               | 2 985              | 1 489              |  |
| GOT                                   | 1 548            | 548               | 192             | 6 853                | 48 793              | 53 557             | 1 516              |  |
| NORWEGEN                              | 14 916           | 1 443             | 604             | 17 521               | 1 067               | 58 467             | 4 556              |  |
| DARUNTER: OSL                         | 11 142           | 659               | 207             | 12 210               | 830                 | 49 068             | 2 266              |  |
| DAENEMARK                             | 9 984            | 1 469             | 103             | 7 534                | 420 957             | 75 257             | 3 360              |  |
| DARUNTER: CPH                         | 8 785            | 584               | 84              | 4 932                | 209 748             | 68 852             | 2 739              |  |
| BLL                                   | 62               | -                 | -               | 1 140                | 166 777             | 4 208              | 31                 |  |
| *DK                                   | 225              | 869               | 13              | 1 333                | 44 222              | 1 720              | 468                |  |
| GR BRITANNIEN                         | 94 352           | 11 060            | 3 743           | 165 601              | 817 513             | 557 604            | 40 122             |  |
| DARUNTER: LON                         | 58 681           | 7 849             | 2 042           | 48 400               | 358 462             | 339 836            | 25 957             |  |
| BHX                                   | 2 140            | 604               | 37              | 7 349                | 158 249             | 102 828            | 4 053              |  |
| MAN                                   | 26 463           | 2 153             | 531             | 21 535               | 96 744              | 88 723             | 5 570              |  |
| LPL                                   | 585              | 8                 | 24              | 20 787               | 7 744               | 88 178             | 130                |  |
| GLA                                   | 447              | 108               | 58              | 9 263                | 182                 | 8 682              | 987                |  |
| *GB                                   | 1 410            | 203               | 671             | 50 584               | 202 143             | 1 487              | 664                |  |
| IRLAND                                | 3 196            | 644               | 83              | 7 311                | 20 975              | 87 471             | 794                |  |
| DARUNTER: DUB                         | 2 064            | 508               | 71              | 6 979                | 20 840              | 77 069             | 505                |  |
| ISLAND                                | 5 483            | 548               | 149             | 2 307                | 41                  | 9 438              | 1 206              |  |
| DARUNTER: REK                         | 5 483            | 548               | 149             | 2 307                | 41                  | 9 438              | 1 206              |  |
| NIEDERLANDE                           | 10 330           | 3 561             | 449             | 1 809                | 201                 | 14 274             | 17 772             |  |
| DARUNTER: AMS                         | 5 970            | 3 561             | 380             | 1 726                | 1                   | 14 120             | 1 226              |  |
| MST                                   | -                | -                 | -               | -                    | -                   | -                  | 16 460             |  |
| BELGIEN                               | 58 194           | 7 831             | 114             | 191                  | 10 549              | 121 984            | 28 861             |  |
| DARUNTER: BRU                         | 57 585           | 7 831             | 30              | 191                  | 10 549              | 121 761            | 28 837             |  |
| LUXEMBURG                             | 587              | -                 | -               | 15                   | 4                   | 1 946              | 57                 |  |
| FRANKREICH                            | 51 377           | 1 420             | 13 566          | 14 618               | 169 782             | 93 918             | 6 296              |  |
| DARUNTER: PAR                         | 16 026           | 1 226             | 375             | 11 118               | 168 488             | 77 078             | 4 505              |  |
| TLS                                   | 28 680           | -                 | 12 789          | 261                  | -                   | 1 669              | 395                |  |
| NCE                                   | 1 758            | 8                 | 27              | 857                  | 129                 | 7 097              | 172                |  |
| SPANIEN                               | 60 873           | 13 520            | 2 942           | 110 645              | 126 633             | 573 921            | 78 170             |  |
| DARUNTER: MAD                         | 16 082           | 8 751             | 448             | 65 418               | 694                 | 145 483            | 8 563              |  |
| BCN                                   | 8 917            | 1 006             | 264             | 23 919               | 740                 | 179 564            | 24 523             |  |
| VLC                                   | 648              | 708               | 476             | 1 410                | 38 154              | 7 508              | 346                |  |
| ALC                                   | 1 289            | -                 | -               | 614                  | -                   | 16 599             | 6 753              |  |
| AGP                                   | 3 262            | 91                | 224             | 2 093                | -                   | 14 260             | 4 377              |  |
| *EI                                   | 2 887            | 242               | 85              | 3 552                | 86 761              | 6 819              | 1 450              |  |
| PMI                                   | 12 070           | 1 959             | 239             | 5 416                | -                   | 86 492             | 10 692             |  |
| IBZ                                   | 1 004            | -                 | 47              | 333                  | 4                   | 19 989             | 5 909              |  |
| LPA                                   | 6 814            | 335               | 143             | 3 930                | 38                  | 60 660             | 8 450              |  |
| TCI                                   | 6 683            | 280               | 1 004           | 2 697                | 197                 | 30 379             | 6 605              |  |
| PORTUGAL                              | 21 570           | 4 976             | 505             | 12 220               | 1 312               | 124 183            | 10 561             |  |
| DARUNTER: LIS                         | 14 447           | 1 675             | 236             | 9 617                | 999                 | 90 483             | 8 077              |  |
| OPO                                   | 1 341            | 3 271             | 222             | 2 493                | 248                 | 31 532             | 2 454              |  |
| MALTA                                 | 3 631            | 355               | 160             | 1 885                | 128                 | 35 933             | 183                |  |
| DARUNTER: MLA                         | 3 631            | 355               | 160             | 1 885                | 128                 | 35 933             | 183                |  |
| GIBRALT(BRIT)                         | 817              | 29                | 22              | 19                   | -                   | 558                | -                  |  |
| SCHWEIZ                               | 11 000           | 1 511             | 243             | 23 782               | 137 487             | 91 801             | 8 269              |  |
| DARUNTER: ZRH                         | 9 221            | 1 344             | 217             | 21 813               | 843                 | 76 968             | 6 415              |  |
| GVA                                   | 925              | 88                | 26              | 1 314                | 67                  | 12 531             | 1 755              |  |
| BSL                                   | 597              | -                 | -               | 436                  | 136 424             | 1 450              | 80                 |  |
| OESTERREICH                           | 17 166           | 1 760             | 3 001           | 36 795               | 171 040             | 148 626            | 8 117              |  |
| DARUNTER: VIE                         | 15 744           | 1 402             | 2 783           | 35 055               | 44 704              | 113 018            | 7 693              |  |
| LNZ                                   | 680              | 68                | 1               | 557                  | 36 580              | 13 861             | 2                  |  |
| GRZ                                   | 412              | 49                | 202             | 582                  | -                   | 13 657             | 120                |  |
| KLU                                   | 94               | 1                 | -               | 168                  | 89 376              | 2 092              | 80                 |  |
| ITALIEN                               | 25 883           | 3 866             | 1 329           | 28 890               | 179 918             | 252 116            | 5 811              |  |
| DARUNTER: ROM                         | 4 556            | 973               | 246             | 9 631                | 1 173               | 65 206             | 1 656              |  |
| MIL                                   | 7 885            | 1 114             | 149             | 13 329               | 750                 | 132 314            | 1 398              |  |
| VCE                                   | 3 134            | -                 | 220             | 473                  | 314                 | 9 997              | 97                 |  |
| TRN                                   | 815              | 76                | 47              | 1 313                | 62                  | 8 506              | 862                |  |
| GOA                                   | 2 619            | 132               | 170             | 603                  | 136 055             | 5 961              | 107                |  |
| *IT                                   | -                | -                 | -               | 105                  | 40 632              | 8 919              | 190                |  |
| GRIECHENLAND                          | 13 298           | 3 184             | 2 327           | 14 088               | 3 781               | 415 564            | 20 372             |  |
| DARUNTER: ATH                         | 10 701           | 2 474             | 1 499           | 10 812               | 2 120               | 372 140            | 15 860             |  |
| SKG                                   | 2 135            | 511               | 651             | 2 828                | 1 232               | 38 273             | 4 480              |  |
| TUERKEI                               | 30 510           | 4 683             | 1 712           | 35 889               | 31 463              | 218 325            | 16 662             |  |
| DARUNTER: ANK                         | 762              | 2 422             | 268             | 4 025                | 8 603               | 32 048             | 2 915              |  |
| IST                                   | 27 520           | 1 800             | 1 444           | 29 806               | 21 406              | 173 113            | 12 277             |  |
| IZM                                   | 829              | 461               | -               | 1 283                | 853                 | 9 476              | 777                |  |
| ZYPERN                                | 11 813           | 763               | 90              | 7 747                | 609                 | 20 325             | 2 821              |  |
| DARUNTER: LCA                         | 11 109           | 546               | 90              | 7 423                | 431                 | 15 811             | 1 862              |  |
| JUGOSLAWIEN                           | 9 062            | 1 833             | 5 016           | 34 561               | 1 813               | 62 281             | 2 794              |  |
| DARUNTER: BEG                         | 3 652            | 454               | 192             | 2 964                | 1 259               | 31 999             | 1 462              |  |
| ZAG                                   | 1 841            | 634               | 3 753           | 29 120               | 258                 | 14 695             | 575                |  |
| LJU                                   | 708              | 49                | 4               | 1 539                | 277                 | 6 174              | 92                 |  |
| *YU                                   | 687              | 590               | 762             | 783                  | 9                   | 4 367              | 540                |  |
| UNGARN                                | 6 410            | 936               | 254             | 5 632                | 2 108               | 55 481             | 2 175              |  |
| DARUNTER: BUD                         | 6 410            | 936               | 254             | 5 632                | 2 108               | 55 481             | 2 175              |  |
| ALBANIEN                              | -                | -                 | -               | 160                  | 35                  | 262                | 45                 |  |
| TSCHECHOSLOW.                         | 1 550            | 818               | 93              | 1 195                | 227                 | 19 986             | 1 349              |  |
| DARUNTER: PRG                         | 1 266            | 798               | 93              | 1 054                | 197                 | 18 840             | 1 263              |  |
| RUMAENIEN                             | 1 200            | 3 456             | 141             | 1 776                | 38                  | 28 973             | 29                 |  |
| DARUNTER: BUH                         | 624              | -                 | 141             | 1 776                | 38                  | 28 702             | 29                 |  |
| BULGARIEN                             | 875              | 233               | 212             | 2 197                | 214                 | 27 254             | 374                |  |
| DARUNTER: SOF                         | 875              | 233               | 212             | 2 197                | 214                 | 27 254             | 374                |  |
| POLEN                                 | 9 869            | 610               | 63              | 12 984               | 4 914               | 50 830             | 207                |  |
| DARUNTER: WAW                         | 8 596            | 573               | 57              | 12 483               | 4 712               | 47 988             | 203                |  |
| SOWJETUNION                           | 7 861            | 1 098             | 461             | 7 743                | 4 774               | 104 945            | 1 270              |  |
| DARUNTER: MOW                         | 4 774            | 1 067             | 282             | 6 004                | 4 497               | 95 451             | 1 168              |  |

AUGUST 1990

MIT GEBIETEN AUSSERHALB DES BUNDESGBIETES

IN KILOGRAMM

FLUGPLATZ

| FLUGPLATZ          |                   |                        |                       |                              |          |           | NACH ENDZIELLAND<br>BZW. -- FLUGPLATZ |
|--------------------|-------------------|------------------------|-----------------------|------------------------------|----------|-----------|---------------------------------------|
| NUERNBERG<br>(NUE) | MUENCHEN<br>(MUC) | BERLIN (WEST)<br>(BER) | SAARBRUECKEN<br>(SCN) | MUENSTER/<br>OSNABRUECK(FMO) | SONSTIGE | INSGESAMT |                                       |
| -                  | 64                | -                      | -                     | -                            | -        | 7 387     | DDR U. BER(O)                         |
| 184                | 10 385            | 870                    | -                     | -                            | -        | 203 745   | FINNLAND                              |
| 86                 | 9 339             | 812                    | -                     | 3                            | -        | 181 264   | DARUNTER: HEL                         |
| 1 241              | 16 863            | 1 594                  | -                     | -                            | 61       | 354 162   | SCHWEDEN                              |
| 508                | 12 234            | 482                    | -                     | -                            | 43       | 199 111   | DARUNTER: STO                         |
| 50                 | 976               | 36                     | -                     | -                            | -        | 17 521    | MMA                                   |
| 172                | 1 827             | 898                    | -                     | -                            | 18       | 115 922   | GOT                                   |
| 302                | 9 453             | 155                    | -                     | -                            | 154      | 108 638   | NORWEGEN                              |
| 300                | 8 518             | 155                    | -                     | -                            | 154      | 85 509    | DARUNTER: OSL                         |
| 64                 | 7 238             | 745                    | -                     | -                            | 78       | 526 789   | DAENEMARK                             |
| 64                 | 6 395             | 685                    | -                     | -                            | 78       | 302 946   | DARUNTER: CPH                         |
| -                  | 165               | -                      | -                     | -                            | -        | 171 383   | BLL                                   |
| -                  | 437               | 16                     | -                     | -                            | -        | 49 303    | *DK                                   |
| 13 994             | 90 365            | 35 743                 | 64 904                | 56                           | 7        | 1 895 064 | GR BRITANNIEN                         |
| 13 044             | 69 227            | 33 069                 | -                     | -                            | -        | 956 667   | DARUNTER: LON                         |
| 103                | 4 704             | 234                    | -                     | -                            | -        | 280 301   | BHX                                   |
| 724                | 4 340             | 1 909                  | -                     | -                            | 7        | 152 498   | MAN                                   |
| -                  | 325               | -                      | 64 676                | -                            | -        | 183 457   | LPL                                   |
| -                  | 4 637             | 341                    | -                     | -                            | -        | 24 705    | GLA                                   |
| 3                  | 1 157             | 184                    | 228                   | 56                           | -        | 258 790   | *GB                                   |
| 740                | 8 141             | 93                     | -                     | -                            | -        | 129 448   | IRLAND                                |
| 30                 | 5 917             | 93                     | -                     | -                            | -        | 114 076   | DARUNTER: DUB                         |
| 97                 | 2 750             | 20                     | -                     | -                            | -        | 22 039    | ISLAND                                |
| 97                 | 2 750             | 20                     | -                     | -                            | -        | 22 039    | DARUNTER: REK                         |
| 14                 | 10 777            | 342                    | -                     | -                            | -        | 59 529    | NIEDERLANDE                           |
| 14                 | 9 417             | 336                    | -                     | -                            | -        | 36 751    | DARUNTER: AMS                         |
| -                  | 73                | -                      | -                     | -                            | -        | 16 533    | MST                                   |
| 77 895             | 48 798            | 838                    | -                     | -                            | -        | 355 255   | BELGIEN                               |
| 77 895             | 47 448            | 838                    | -                     | -                            | -        | 352 965   | DARUNTER: BRU                         |
| 2                  | 955               | 402                    | -                     | -                            | -        | 3 968     | LUXEMBURG                             |
| 1 051              | 73 756            | 6 341                  | -                     | 150                          | 136      | 432 411   | FRANKREICH                            |
| 403                | 66 839            | 5 498                  | -                     | 150                          | 136      | 351 842   | DARUNTER: PAR                         |
| 94                 | 1 626             | 157                    | -                     | -                            | -        | 45 671    | TLS                                   |
| 457                | 1 887             | 76                     | -                     | -                            | -        | 12 468    | NCE                                   |
| 4 484              | 85 767            | 2 086                  | 16 031                | 192                          | 129      | 1 075 393 | SPANIEN                               |
| 884                | 26 898            | 772                    | -                     | -                            | -        | 273 993   | DARUNTER: MAD                         |
| 899                | 28 669            | 243                    | -                     | 166                          | -        | 268 910   | BCN                                   |
| 1                  | 1 260             | 14                     | 16 000                | 25                           | -        | 66 550    | VLC                                   |
| 157                | 3 198             | -                      | -                     | -                            | -        | 28 610    | ALC                                   |
| 90                 | 2 775             | -                      | -                     | -                            | -        | 27 172    | AGP                                   |
| 494                | 1 879             | 99                     | -                     | -                            | -        | 104 268   | *EI                                   |
| -                  | 5 766             | 179                    | 31                    | 1                            | 129      | 122 974   | PMI                                   |
| 143                | 2 798             | 636                    | -                     | -                            | -        | 30 863    | IBZ                                   |
| 686                | 7 924             | 100                    | -                     | -                            | -        | 89 080    | LPA                                   |
| 894                | 3 462             | 20                     | -                     | -                            | -        | 52 221    | TCI                                   |
| 586                | 24 199            | 271                    | -                     | 170                          | -        | 200 553   | PORTUGAL                              |
| 187                | 14 525            | 270                    | -                     | 100                          | -        | 140 616   | DARUNTER: LIS                         |
| 399                | 9 284             | -                      | -                     | 70                           | -        | 51 314    | OPO                                   |
| -                  | 4 467             | 250                    | -                     | -                            | -        | 46 992    | MALTA                                 |
| 20                 | 4 467             | 250                    | -                     | -                            | -        | 46 992    | DARUNTER: MLA                         |
| 64 529             | 18 776            | 14 794                 | 44                    | -                            | -        | 1 720     | GIBRALT(BRIT)                         |
| 287                | 14 942            | 14 265                 | 44                    | -                            | -        | 372 236   | SCHWEIZ                               |
| 4                  | 2 392             | 309                    | -                     | -                            | -        | 146 359   | DARUNTER: ZRH                         |
| 64 238             | 730               | 102                    | -                     | -                            | -        | 19 411    | GVA                                   |
| 71                 | 18 883            | 3 381                  | -                     | 138                          | -        | 204 057   | BSL                                   |
| 69                 | 17 920            | 2 429                  | -                     | 138                          | -        | 408 978   | OESTERREICH                           |
| 2                  | 372               | 49                     | -                     | -                            | -        | 240 955   | DARUNTER: VIE                         |
| -                  | 82                | 151                    | -                     | -                            | -        | 52 170    | LNZ                                   |
| 5 557              | 64 199            | 1 606                  | -                     | -                            | 26       | 15 416    | GRZ                                   |
| 228                | 21 773            | 463                    | -                     | -                            | -        | 92 044    | KLU                                   |
| 664                | 35 948            | 811                    | -                     | -                            | -        | 569 201   | ITALIEN                               |
| 233                | 1 256             | 6                      | -                     | -                            | -        | 105 905   | DARUNTER: ROM                         |
| 673                | 763               | 8                      | -                     | -                            | -        | 194 362   | MIL                                   |
| 3 251              | 684               | 132                    | -                     | -                            | -        | 15 730    | VCE                                   |
| 20                 | 110               | -                      | -                     | -                            | -        | 13 125    | TRN                                   |
| 2 657              | 37 034            | 1 070                  | 3 094                 | -                            | -        | 149 714   | GOA                                   |
| 2 224              | 32 390            | 716                    | 2 992                 | -                            | -        | 49 976    | *IT                                   |
| 268                | 4 205             | 175                    | -                     | -                            | -        | 516 469   | GRIECHENLAND                          |
| 1 576              | 39 648            | 2 584                  | 27                    | -                            | -        | 453 948   | DARUNTER: ATH                         |
| 328                | 7 710             | 946                    | -                     | -                            | -        | 54 758    | SKG                                   |
| 865                | 23 401            | 1 265                  | 27                    | -                            | -        | 383 079   | TUERKEI                               |
| 1                  | 6 942             | 219                    | -                     | -                            | -        | 60 027    | DARUNTER: ANK                         |
| 251                | 1 665             | 313                    | 104                   | -                            | -        | 292 924   | IST                                   |
| 195                | 520               | 313                    | 104                   | -                            | -        | 20 841    | IZM                                   |
| 1 837              | 9 294             | 4 754                  | 1                     | -                            | -        | 46 501    | ZYPERN                                |
| 376                | 4 565             | 3 022                  | 1                     | -                            | -        | 38 404    | DARUNTER: LCA                         |
| 500                | 2 368             | 615                    | -                     | -                            | -        | 133 246   | JUGOSLAWIEN                           |
| 429                | 496               | 644                    | -                     | -                            | -        | 49 946    | DARUNTER: BEG                         |
| 424                | 1 707             | 270                    | -                     | -                            | -        | 54 359    | ZAG                                   |
| 800                | 25 086            | 463                    | -                     | 8                            | -        | 10 412    | LJU                                   |
| 800                | 25 086            | 463                    | -                     | 8                            | -        | 10 139    | *YU                                   |
| 78                 | 248               | 20                     | -                     | -                            | -        | 99 353    | UNGARN                                |
| 736                | 2 499             | 237                    | -                     | -                            | -        | 99 353    | DARUNTER: BUD                         |
| 735                | 2 384             | 237                    | -                     | -                            | -        | 848       | ALBANIEN                              |
| 15                 | 596               | -                      | -                     | -                            | -        | 28 690    | TSCHECHOSLOW                          |
| 15                 | 466               | -                      | -                     | -                            | -        | 26 867    | DARUNTER: PRG                         |
| 134                | 7 726             | 283                    | -                     | 7                            | -        | 36 224    | RUMAENIEN                             |
| 99                 | 7 726             | 283                    | -                     | 7                            | -        | 31 791    | DARUNTER: BUH                         |
| 360                | 2 368             | 2 044                  | -                     | -                            | -        | 39 509    | BULGARIEN                             |
| 243                | 1 825             | 1 913                  | -                     | -                            | -        | 39 474    | DARUNTER: SOF                         |
| 604                | 6 642             | 562                    | -                     | -                            | -        | 84 249    | POLEN                                 |
| 604                | 6 399             | 562                    | -                     | -                            | -        | 78 593    | DARUNTER: WAW                         |
| -                  | -                 | -                      | -                     | -                            | -        | 135 960   | SOWJETUNION                           |
| -                  | -                 | -                      | -                     | -                            | -        | 120 808   | DARUNTER: MOW                         |

6 GÜTERVERKEHR  
6. 2 VERFLECHTUNG IM VERKEHR  
6. 2. 3 VERSAND

| NACH ENDZIELLAND<br>BZW. --- FLUGPLATZ | VON HERKUNFTS    |                   |                 |                      |                     |                    |                     |
|--|------------------|-------------------|-----------------|----------------------|---------------------|--------------------|---------------------|
|  | HAMBURG<br>(HAM) | HANNOVER<br>(HAJ) | BREMEN<br>(BRE) | DUESSELDORF<br>(DUS) | KOELN/BONN<br>(CGN) | FRANKFURT<br>(FRA) | STUTT GART<br>(STR) |
| VERSAND                                |                  |                   |                 |                      |                     |                    |                     |
| INGESAMT                               |                  |                   |                 |                      |                     |                    |                     |
| E U R O P A                            | 520 413          | 75 486            | 38 520          | 613 611              | 2 213 646           | 3 565 354          | 274 449             |
| DARUNTER: EG-LAENDER                   | 350 461          | 51 560            | 25 183          | 362 941              | 1 751 625           | 2 318 796          | 212 176             |
| ÄGYPTEN                                | 6 389            | 4 809             | 1 999           | 12 685               | 1 306               | 149 251            | 3 288               |
| DARUNTER: CAI                          | 6 384            | 4 809             | 1 999           | 12 685               | 1 306               | 148 853            | 3 288               |
| LIBYEN                                 | 1 123            | 224               | 507             | 6 525                | 649                 | 118 511            | 522                 |
| DARUNTER: TIP                          | 968              | 224               | 507             | 6 404                | 570                 | 115 086            | 489                 |
| TUNESIEN                               | 3 553            | 1 438             | 471             | 6 543                | 454                 | 73 356             | 2 481               |
| DARUNTER: TUN                          | 3 182            | 1 281             | 471             | 5 018                | 427                 | 58 287             | 2 020               |
| MIR                                    | 371              | 100               | -               | 780                  | -                   | 13 766             | 460                 |
| ALGERIEN                               | 2 678            | 501               | 409             | 5 667                | 258                 | 44 110             | 1 385               |
| DARUNTER: ALG                          | 2 339            | 501               | 125             | 2 523                | 257                 | 24 394             | 545                 |
| CZL                                    | 284              | -                 | 94              | 1 205                | -                   | 15 752             | 666                 |
| MAROKKO                                | 4 382            | 409               | 88              | 4 809                | 810                 | 58 868             | 707                 |
| DARUNTER: CAS                          | 4 280            | 161               | 1               | 1 623                | 810                 | 51 555             | 618                 |
| MAURETANIEN                            | -                | 13                | -               | -                    | 229                 | 42                 | -                   |
| MALI                                   | 1 592            | -                 | -               | 120                  | -                   | 1 624              | -                   |
| KAP VERDE                              | 95               | -                 | -               | -                    | 10                  | 398                | -                   |
| SENEGAL                                | 460              | 72                | 84              | 140                  | 209                 | 9 166              | 119                 |
| DARUNTER: DKR                          | 460              | 72                | 84              | 140                  | 209                 | 9 166              | 119                 |
| GAMBIA                                 | 164              | 66                | 17              | 95                   | -                   | 1 320              | -                   |
| GUINEA-BISSAU                          | -                | 90                | -               | -                    | -                   | 73                 | -                   |
| GUINEA                                 | -                | -                 | -               | 58                   | -                   | 784                | 65                  |
| SIERRA LEONE                           | 174              | -                 | 1               | -                    | -                   | 252                | 3                   |
| ELFENB. KÜSTE                          | 196              | 38                | -               | 1 388                | 314                 | 4 161              | -                   |
| BURKINA FASO                           | 75               | -                 | -               | 20                   | 80                  | 303                | 187                 |
| NIGER                                  | -                | -                 | -               | -                    | -                   | 417                | -                   |
| TSCHAD                                 | 6                | -                 | -               | -                    | -                   | 338                | 22                  |
| GHANA                                  | 981              | 17                | 46              | 26 167               | 184                 | 2 556              | 65                  |
| DARUNTER: ACC                          | 981              | 17                | 46              | 26 167               | 184                 | 2 556              | 65                  |
| TOGO                                   | 80               | -                 | -               | 63                   | 76                  | 727                | 2                   |
| BENIN                                  | -                | -                 | -               | 156                  | -                   | -                  | -                   |
| NIGERIA                                | 7 317            | 59                | 189             | 1 957                | 1 380               | 21 951             | 549                 |
| DARUNTER: LOS                          | 7 035            | 39                | 114             | 1 953                | 1 380               | 21 685             | 549                 |
| KAMERUN                                | 466              | 534               | 68              | 10                   | 407                 | 13 229             | 41                  |
| DARUNTER: DLA                          | 466              | 534               | 68              | 10                   | 100                 | 12 936             | 38                  |
| ZENT. AFR. REP.                        | -                | -                 | -               | -                    | -                   | 116                | -                   |
| ÄQUAT. GUINEA                          | -                | -                 | -               | 6                    | -                   | -                  | -                   |
| GABUN                                  | 293              | 482               | -               | 25                   | 256                 | -                  | 18                  |
| KONGO                                  | 293              | -                 | -               | 12                   | 168                 | 164                | 72                  |
| ZAIRE                                  | 233              | -                 | 53              | 118                  | 839                 | 9 093              | 59                  |
| DARUNTER: FJI                          | 233              | -                 | 53              | 118                  | 839                 | 9 093              | 44                  |
| SÃO TOMÉ                               | -                | -                 | 809             | -                    | -                   | -                  | -                   |
| ANGOLA                                 | 274              | -                 | 589             | 11                   | -                   | 4 586              | 94                  |
| SUDAN                                  | 389              | 267               | -               | 11                   | 879                 | 45 556             | 153                 |
| DARUNTER: KRT                          | 389              | 267               | -               | 11                   | 879                 | 45 518             | 108                 |
| DSCHIBUTI                              | 1                | 89                | 49              | -                    | -                   | -                  | 9                   |
| ÄTHIOPIEN                              | 561              | 25                | 1 422           | 214                  | 1 823               | 238 677            | 1 423               |
| DARUNTER: ADD                          | 561              | 25                | 1 359           | 214                  | 1 823               | 234 663            | 1 380               |
| SOMALIA                                | 155              | -                 | -               | -                    | 198                 | 31 771             | -                   |
| DARUNTER: MGQ                          | 153              | -                 | -               | -                    | 198                 | 31 635             | -                   |
| UGANDA                                 | -                | -                 | -               | 80                   | -                   | 24 106             | 225                 |
| DARUNTER: EBB                          | -                | -                 | -               | 80                   | -                   | 24 106             | 225                 |
| KENIA                                  | 1 586            | 204               | -               | 615                  | 855                 | 98 373             | 344                 |
| DARUNTER: NBO                          | 1 564            | 201               | -               | 611                  | 855                 | 93 804             | 332                 |
| RUANDA                                 | 73               | -                 | -               | -                    | 24                  | 1 714              | -                   |
| BURUNDI                                | 61               | -                 | -               | 90                   | -                   | 530                | 236                 |
| TANSANIA                               | 192              | 84                | 101             | 1 400                | 247                 | 15 646             | 64                  |
| DARUNTER: DAR                          | 110              | 84                | 70              | 941                  | 247                 | 14 142             | 31                  |
| SAMBIA                                 | -                | -                 | -               | 109                  | -                   | 14 402             | -                   |
| DARUNTER: LUN                          | -                | -                 | -               | 102                  | -                   | 14 045             | -                   |
| MALAWI                                 | 113              | -                 | -               | 126                  | 28                  | 2 218              | -                   |
| SIMBABWE                               | 58               | 14                | 19              | 211                  | 23 590              | 32 186             | 105                 |
| DARUNTER: HRE                          | 58               | 7                 | 19              | 134                  | 23 590              | 31 123             | 98                  |
| BOTSUANA                               | -                | -                 | -               | -                    | 413                 | 793                | -                   |
| NAMIBIA                                | 73               | 10                | 72              | -                    | 76                  | 23 470             | -                   |
| DARUNTER: WDH                          | 73               | 10                | 72              | -                    | 76                  | 23 470             | -                   |
| MOSAMBIK                               | 29               | -                 | -               | -                    | 175                 | 667                | -                   |
| MADAGASKAR                             | 35               | 214               | 37              | 1 020                | 16                  | 460                | -                   |
| KOMOREN                                | 337              | -                 | -               | 20                   | -                   | -                  | -                   |
| SESCHELLEN                             | 209              | 22                | -               | 5                    | -                   | 4 063              | 5                   |
| REUNION (FR)                           | 9                | 24                | -               | 112                  | -                   | 20                 | 5                   |
| MAURITIUS                              | 115              | 16                | 22              | 411                  | 144                 | 21 716             | 553                 |
| DARUNTER: MRU                          | 115              | 16                | 22              | 411                  | 144                 | 21 716             | 553                 |
| SUEDAFRIKA                             | 16 814           | 19 848            | 917             | 8 218                | 3 099               | 423 753            | 12 641              |
| DARUNTER: JNB                          | 14 859           | 19 059            | 722             | 8 061                | 2 387               | 416 140            | 12 459              |
| A F R I K A                            | 51 634           | 29 569            | 7 969           | 79 217               | 39 399              | 1 495 517          | 25 442              |
| KANADA                                 | 28 212           | 22 899            | 874             | 54 629               | 6 186               | 811 231            | 29 204              |
| DARUNTER: YUL                          | 3 459            | 8 117             | 142             | 11 963               | 1 128               | 191 916            | 5 493               |
| YYZ                                    | 19 542           | 13 099            | 526             | 29 106               | 1 763               | 522 509            | 20 778              |
| VEG                                    | 118              | 10                | -               | 3 584                | 879                 | 10 457             | -                   |
| VVR                                    | 3 984            | 90                | 14              | 2 878                | 1 141               | 62 350             | 1 955               |
| *CA                                    | 603              | 1 029             | 136             | 2 361                | 1 274               | 10 844             | 561                 |
| USA                                    | 319 276          | 163 448           | 18 399          | 652 982              | 904 754             | 7 384 551          | 326 149             |
| DARUNTER: NYC                          | 122 036          | 14 627            | 3 197           | 329 996              | 742 169             | 2 411 260          | 69 103              |
| CHI                                    | 22 469           | 39 053            | 2 617           | 207 693              | 21 905              | 1 230 038          | 17 882              |
| BOS                                    | 12 636           | 22 090            | 2 490           | 6 730                | 5 906               | 330 867            | 8 341               |
| PHL                                    | 23 415           | 16 113            | 69              | 6 103                | 3 468               | 126 982            | 13 304              |
| BWI                                    | 900              | -                 | 66              | 1 840                | -                   | 16 238             | 132                 |
| DCA                                    | 9 223            | 17 061            | 392             | 6 440                | 9 886               | 326 050            | 22 070              |
| DET                                    | 427              | 371               | 109             | 2 891                | 773                 | 46 613             | 1 831               |

AUGUST 1990

MIT GEBIETEN AUSSERHALB DES BUNDESGBIETES

IN KILOGRAMM

| FLUGPLATZ          |                   |                        |                       |                              |          |            | NACH ENDZIELLAND     |  |
|--------------------|-------------------|------------------------|-----------------------|------------------------------|----------|------------|----------------------|--|
| NUERNBERG<br>(NUE) | MUENCHEN<br>(MUC) | BERLIN (WEST)<br>(BER) | SAARBRUECKEN<br>(SCN) | MUENSTER/<br>OSNABRUECK(FMO) | SONSTIGE | INSGESAMT  | BZW. -- FLUGPLATZ    |  |
| 179 879            | 628 897           | 81 861                 | 84 205                | 724                          | 591      | 8 277 636  | VERSAND              |  |
| 107 064            | 451 484           | 49 537                 | 84 029                | 568                          | 376      | 5 765 800  | INSGESAMT            |  |
|                    |                   |                        |                       |                              |          |            | E U R O P A          |  |
|                    |                   |                        |                       |                              |          |            | DARUNTER: EG-LAENDER |  |
| 284                | 3 161             | 590                    | -                     | -                            | -        | 183 762    | AEGYPTEN             |  |
| 284                | 3 161             | 590                    | -                     | -                            | -        | 183 359    | DARUNTER:CAI         |  |
| 104                | 727               | -                      | -                     | -                            | -        | 128 892    | LIBYEN               |  |
| 79                 | 717               | -                      | -                     | -                            | -        | 125 044    | TUNESIEN:TIP         |  |
| 621                | 3 545             | 214                    | -                     | -                            | -        | 92 676     | TUNESIEN             |  |
| 221                | 3 404             | 214                    | -                     | -                            | -        | 74 525     | DARUNTER:TUN         |  |
| 400                | 141               | -                      | -                     | -                            | -        | 16 018     | MIR                  |  |
| 150                | 990               | 37                     | 5                     | -                            | -        | 56 190     | ALGERIEN             |  |
| -                  | 985               | 5                      | 5                     | -                            | -        | 31 679     | DARUNTER:ALG         |  |
| 93                 | -                 | -                      | -                     | -                            | -        | 18 094     | CZL                  |  |
| 3                  | 850               | 6                      | -                     | -                            | 12       | 70 944     | MAROKKO              |  |
| 3                  | 554               | 6                      | -                     | -                            | -        | 59 611     | DARUNTER:CAS         |  |
| -                  | -                 | -                      | -                     | -                            | -        | 284        | MAURETANIEN          |  |
| -                  | 10                | 119                    | -                     | -                            | -        | 3 465      | MALI                 |  |
| -                  | 6                 | -                      | -                     | -                            | -        | 509        | KAP VERDE            |  |
| -                  | 1 004             | -                      | -                     | -                            | -        | 11 254     | SENEGAL              |  |
| -                  | 1 004             | -                      | -                     | -                            | -        | 11 254     | DARUNTER:DKR         |  |
| -                  | -                 | -                      | -                     | -                            | -        | 1 662      | GAMBIA               |  |
| -                  | 316               | -                      | -                     | -                            | -        | 163        | GUINEA-BISSAU        |  |
| -                  | 36                | -                      | -                     | -                            | -        | 1 318      | GUINEA               |  |
| 179                | 448               | 4                      | -                     | -                            | -        | 574        | SIERRA LEONE         |  |
| -                  | -                 | 100                    | 44                    | -                            | -        | 6 728      | ELFENB.KUESTE        |  |
| 72                 | 10                | -                      | -                     | -                            | -        | 809        | BURKINA FASO         |  |
| -                  | -                 | 59                     | -                     | -                            | -        | 499        | NIGER                |  |
| -                  | 353               | 10                     | -                     | -                            | -        | 425        | TSCHAD               |  |
| -                  | 353               | 10                     | -                     | -                            | -        | 30 379     | GHANA                |  |
| -                  | 511               | 7                      | -                     | -                            | -        | 30 379     | DARUNTER:ACC         |  |
| -                  | 239               | -                      | -                     | -                            | -        | 1 466      | TOGO                 |  |
| 5                  | 1 960             | 363                    | -                     | -                            | -        | 395        | BENIN                |  |
| 5                  | 1 727             | 363                    | -                     | -                            | -        | 35 730     | NIGERIA              |  |
| 1                  | 458               | 63                     | -                     | -                            | -        | 34 850     | DARUNTER:LOS         |  |
| 1                  | 422               | 19                     | -                     | -                            | -        | 15 277     | KAMERUN              |  |
| -                  | -                 | -                      | -                     | -                            | -        | 14 594     | DARUNTER:DLA         |  |
| -                  | 9                 | -                      | -                     | -                            | -        | 116        | ZENT. AFR. REP.      |  |
| -                  | 40                | 25                     | -                     | -                            | -        | 6          | AEQUAT. GUINEA       |  |
| -                  | 54                | 110                    | -                     | 52                           | -        | 1 083      | GABUN                |  |
| -                  | 54                | 110                    | -                     | 52                           | -        | 774        | KONGO                |  |
| -                  | -                 | 11                     | -                     | -                            | -        | 10 611     | ZAIRE                |  |
| -                  | 89                | -                      | -                     | -                            | -        | 10 596     | DARUNTER:FIH         |  |
| 152                | 742               | 35                     | -                     | -                            | -        | 820        | SAO TOME             |  |
| 152                | 163               | 35                     | -                     | -                            | -        | 5 643      | ANGOLA               |  |
| 5                  | 10                | -                      | -                     | -                            | -        | 48 184     | SUDAN                |  |
| 5                  | 2 235             | 56                     | -                     | -                            | -        | 47 522     | DARUNTER:KRT         |  |
| 5                  | 2 235             | 56                     | -                     | -                            | -        | 158        | DSCHIBUTI            |  |
| -                  | 9                 | -                      | -                     | -                            | -        | 246 441    | AETHIOPIEN           |  |
| -                  | 9                 | -                      | -                     | -                            | -        | 242 321    | DARUNTER:ADD         |  |
| -                  | 386               | -                      | -                     | -                            | -        | 32 133     | SOMALIA              |  |
| -                  | 386               | -                      | -                     | -                            | -        | 31 995     | DARUNTER:MGQ         |  |
| -                  | 662               | 15                     | -                     | -                            | -        | 24 797     | UGANDA               |  |
| -                  | 662               | 15                     | -                     | -                            | -        | 24 797     | DARUNTER:EBB         |  |
| -                  | 16                | -                      | -                     | -                            | -        | 102 654    | KENIA                |  |
| -                  | 73                | -                      | -                     | -                            | -        | 98 044     | DARUNTER:NBO         |  |
| -                  | 943               | -                      | -                     | -                            | -        | 1 827      | RUANDA               |  |
| -                  | 905               | -                      | -                     | -                            | 360      | 990        | BURUNDI              |  |
| -                  | 461               | 12                     | -                     | -                            | -        | 19 037     | TANSANIA             |  |
| -                  | 461               | -                      | -                     | -                            | -        | 16 530     | DARUNTER:DAR         |  |
| -                  | 32                | -                      | -                     | -                            | -        | 14 984     | SAMBIA               |  |
| -                  | 74                | 8                      | -                     | -                            | -        | 14 608     | DARUNTER:LUN         |  |
| -                  | 74                | 8                      | -                     | -                            | -        | 2 517      | MALAWI               |  |
| 650                | -                 | -                      | -                     | -                            | -        | 56 265     | SIMBABWE             |  |
| 650                | -                 | -                      | -                     | -                            | -        | 55 111     | DARUNTER:HRE         |  |
| 13                 | 6                 | -                      | -                     | -                            | -        | 1 206      | BOTSUANA             |  |
| -                  | 7                 | 17                     | -                     | -                            | -        | 24 351     | NAMIBIA              |  |
| -                  | -                 | -                      | -                     | -                            | -        | 24 351     | DARUNTER:WDH         |  |
| -                  | -                 | -                      | -                     | -                            | -        | 890        | MOSAMBIK             |  |
| -                  | -                 | -                      | -                     | -                            | -        | 1 806      | MADAGASKAR           |  |
| 83                 | 1 006             | 198                    | -                     | -                            | -        | 357        | KOMOREN              |  |
| -                  | 4 710             | -                      | -                     | -                            | -        | 4 304      | SESCHELLEN           |  |
| -                  | 4 710             | -                      | -                     | -                            | -        | 1 457      | REUNION (FR)         |  |
| 13 635             | 8 813             | 124                    | -                     | -                            | -        | 27 687     | MAURITIUS            |  |
| 13 612             | 7 937             | 124                    | -                     | -                            | -        | 27 687     | DARUNTER:MRU         |  |
| 15 957             | 35 001            | 2 183                  | 49                    | 52                           | 372      | 507 862    | SUEDEAFRIKA          |  |
|                    |                   |                        |                       |                              |          | 495 360    | DARUNTER:JNB         |  |
|                    |                   |                        |                       |                              |          |            | A F R I K A          |  |
| 3 934              | 64 590            | 2 481                  | 49                    | -                            | -        | 1 024 289  | KANADA               |  |
| 896                | 19 376            | 152                    | -                     | -                            | -        | 242 642    | DARUNTER:YUL         |  |
| 2 101              | 33 016            | 2 240                  | -                     | -                            | -        | 644 680    | YYZ                  |  |
| 63                 | 663               | -                      | -                     | -                            | -        | 15 774     | YEG                  |  |
| 282                | 8 944             | 89                     | -                     | -                            | -        | 81 727     | YVR                  |  |
| 30                 | 597               | -                      | 49                    | -                            | -        | 17 484     | *CA                  |  |
| 83 266             | 528 886           | 57 139                 | 126                   | 38 847                       | 98       | 10 477 921 | USA                  |  |
| 21 480             | 218 010           | 28 033                 | 41                    | -                            | 4        | 3 959 956  | DARUNTER:NYC         |  |
| 8 139              | 68 693            | 2 553                  | -                     | 38 743                       | 47       | 1 659 832  | CHI                  |  |
| 1 637              | 11 692            | 454                    | -                     | 55                           | -        | 402 898    | BOS                  |  |
| 490                | 6 937             | 1 164                  | -                     | -                            | -        | 198 045    | PHL                  |  |
| 1 280              | 2 358             | 240                    | -                     | -                            | -        | 23 054     | BWI                  |  |
| -                  | 10 842            | 740                    | -                     | 49                           | -        | 402 753    | DCA                  |  |
| 119                | 9 590             | 45                     | -                     | -                            | -        | 62 769     | DET                  |  |



6 GÜTERVERKEHR  
 6. 2 VERFLECHTUNG IM VERKEHR  
 6. 2. 3 VERSAND

| NACH ENDTZIELLAND<br>BZW. ---FLUGPLATZ | VON HERKUNFTS    |                   |                 |                      |                     |                    |                    |
|--|------------------|-------------------|-----------------|----------------------|---------------------|--------------------|--------------------|
|  | HAMBURG<br>(HAM) | HANNOVER<br>(HAJ) | BREMEN<br>(BRE) | DUESSELDORF<br>(DUS) | KOELN/BONN<br>(CGN) | FRANKFURT<br>(FRA) | STUTTGART<br>(STR) |
| VERSAND                                |                  |                   |                 |                      |                     |                    |                    |
| INSGESAMT                              |                  |                   |                 |                      |                     |                    |                    |
| PIT .....                              | 2 262            | 1                 | 118             | 2 730                | 5 742               | 47 963             | 1 399              |
| CVG .....                              | 2 105            | 650               | -               | 1 351                | 666                 | 55 924             | 8 630              |
| CLE .....                              | 156              | -                 | 10              | 3 473                | -                   | 27 126             | 600                |
| DAY .....                              | 304              | -                 | -               | -                    | 3 978               | 5 617              | 235                |
| *U1 .....                              | 1 730            | 3 372             | 25              | 1 434                | 13 330              | 386 036            | 3 945              |
| ATL .....                              | 17 568           | 7 043             | 224             | 5 428                | 450                 | 503 022            | 102 043            |
| CLT .....                              | 74               | 2 245             | 363             | 4 888                | 56 812              | 167 876            | 4 388              |
| TPA .....                              | 763              | 1 916             | 2               | 715                  | 871                 | 12 164             | 650                |
| MIA .....                              | 25 169           | 1 773             | 2 924           | 17 660               | 4 315               | 146 237            | 1 112              |
| BNA .....                              | 217              | -                 | -               | 16                   | 19                  | 11 984             | 224                |
| SDF .....                              | 17               | -                 | -               | -                    | 25 214              | 107 464            | 408                |
| SJU .....                              | 20 055           | 176               | 119             | 2 263                | -                   | 107 464            | 342                |
| ORL .....                              | -                | 4                 | 13              | -                    | -                   | 6 466              | 1 605              |
| *U2 .....                              | 2 529            | 51                | 5               | 293                  | 292                 | 16 399             | 1 976              |
| MSP .....                              | 561              | -                 | -               | 201                  | 431                 | 68 639             | 449                |
| STL .....                              | 173              | 1                 | -               | 106                  | -                   | 9 231              | 1 272              |
| MKC .....                              | 313              | -                 | -               | -                    | 46                  | 8 854              | 667                |
| DAL .....                              | 1 472            | 10 446            | 7               | 4 040                | 302                 | 223 438            | 10 669             |
| HOU .....                              | 13 956           | 8 460             | 251             | 1 660                | 577                 | 227 602            | 6 445              |
| MSY .....                              | 1 676            | 1 837             | -               | 446                  | 2                   | 9 755              | 365                |
| MEM .....                              | 2 333            | -                 | -               | 83                   | -                   | 9 751              | 59                 |
| *U4 .....                              | 793              | 436               | 1               | 93                   | 45                  | 14 563             | 2 345              |
| SEA .....                              | 428              | 250               | -               | 1 661                | 231                 | 8 678              | 1 771              |
| PDX .....                              | 132              | 1 135             | -               | 556                  | 34                  | 18 580             | 480                |
| SLC .....                              | -                | 157               | -               | -                    | 9                   | 10 303             | 339                |
| SFO .....                              | 7 365            | 6 638             | 1 050           | 3 258                | 5 043               | 207 112            | 7 357              |
| LAX .....                              | 9 754            | 7 352             | 3 843           | 34 879               | 810                 | 466 338            | 15 466             |
| DEN .....                              | 739              | 20                | 331             | 783                  | -                   | 7 542              | 1 123              |
| PHX .....                              | 427              | 41                | -               | 113                  | -                   | 14 020             | 1 501              |
| ELP .....                              | 10 825           | -                 | -               | 1 401                | 808                 | 9 908              | 1 833              |
| ANC .....                              | 762              | 5                 | 15              | -                    | 46                  | 45 828             | -                  |
| BERMUDA (BRIT) .....                   | 9                | 21                | -               | 24                   | -                   | 432                | -                  |
| MEXIKO .....                           | 13 896           | 113 978           | 140             | 4 133                | 1 970               | 511 614            | 8 057              |
| DARUNTER: MEX .....                    | 13 501           | 113 978           | 93              | 3 396                | 1 528               | 509 481            | 7 093              |
| GUATEMALA .....                        | 1 898            | 530               | -               | 1 262                | 195                 | 2 572              | 690                |
| BELIZE .....                           | 1                | -                 | -               | 9                    | -                   | -                  | -                  |
| HONDURAS .....                         | 836              | 12                | 186             | 111                  | -                   | 248                | 14                 |
| EL SALVADOR .....                      | 1 330            | 15                | 39              | 150                  | 390                 | 2 757              | 61                 |
| NICARAGUA .....                        | 981              | -                 | -               | 880                  | 5                   | 488                | -                  |
| COSTA RICA .....                       | 224              | -                 | 45              | 3 313                | 220                 | 2 962              | 338                |
| PANAMA .....                           | 3 523            | 4                 | 27              | 40                   | 675                 | 2 385              | 19                 |
| KUBA .....                             | 3 581            | 1 140             | -               | 2 969                | 7 204               | 4 752              | 628                |
| DARUNTER: HAV .....                    | 3 581            | 1 140             | -               | 2 969                | 7 204               | 4 752              | 628                |
| BAHAMAS .....                          | 122              | -                 | -               | -                    | -                   | 107                | 98                 |
| JAMAICA .....                          | 384              | 48                | 16              | 1 144                | 378                 | 2 315              | 55                 |
| HAITI .....                            | 188              | -                 | 8               | 41                   | 179                 | 798                | -                  |
| DOMINIK. REP. ....                     | 3 533            | 18                | 16              | 2 644                | 23                  | 806                | 95                 |
| ANTIGUA-BARB. ....                     | 29               | -                 | -               | 76                   | 124                 | 131                | 150                |
| GUADELOUPE (FR) .....                  | 250              | 37                | 24              | 330                  | -                   | 1 527              | 53                 |
| BARBADOS .....                         | 812              | 48                | -               | 2 962                | 46                  | 1 770              | 8                  |
| TRINID. U. TOB. ....                   | 606              | 100               | 4               | 442                  | 179                 | 642                | 130                |
| NIED. ANTILLEN .....                   | 659              | -                 | -               | -                    | -                   | 4 793              | 62                 |
| ST. LUCIA .....                        | -                | -                 | -               | -                    | -                   | 573                | -                  |
| SONST. WESTIN. ....                    | 66               | -                 | -               | -                    | -                   | 59                 | 2                  |
| KOLUMBIEN .....                        | 14 716           | 1 805             | 252             | 7 028                | 895                 | 99 342             | 6 915              |
| DARUNTER: BOG .....                    | 13 709           | 1 664             | 240             | 6 861                | 888                 | 90 091             | 6 702              |
| VENEZUELA .....                        | 12 415           | 1 704             | 644             | 8 575                | 1 157               | 120 985            | 4 422              |
| DARUNTER: CCS .....                    | 12 413           | 1 704             | 404             | 8 205                | 849                 | 118 781            | 4 142              |
| GUYANA .....                           | 12               | -                 | -               | 8                    | -                   | 4                  | 20                 |
| SURINAME .....                         | -                | -                 | -               | 7                    | -                   | 49                 | -                  |
| GUAYANA (FR) .....                     | 308              | -                 | 67              | 270                  | -                   | 43                 | 102                |
| BRASILLEN .....                        | 49 605           | 31 787            | 1 716           | 41 360               | 11 036              | 759 656            | 56 775             |
| DARUNTER: RIO .....                    | 18 145           | 112               | 232             | 13 011               | 1 146               | 116 158            | 1 272              |
| SAO .....                              | 30 055           | 28 654            | 889             | 20 430               | 7 516               | 561 487            | 32 284             |
| MAO .....                              | -                | 1 582             | -               | 15                   | 61                  | 53 168             | 8 925              |
| POA .....                              | 514              | 21                | 489             | 2 474                | 1 535               | 14 845             | 11 028             |
| *BR .....                              | 717              | 1 417             | 44              | 4 376                | 500                 | 12 002             | 2 836              |
| ECUADOR .....                          | 1 593            | 154               | -               | 166                  | 3 323               | 32 430             | 1 196              |
| DARUNTER: UIO .....                    | 1 297            | 154               | -               | 38                   | 3 323               | 30 215             | 1 052              |
| PERU .....                             | 8 510            | 65                | 83              | 958                  | 603                 | 31 816             | 2 408              |
| DARUNTER: LIM .....                    | 8 510            | 65                | 83              | 958                  | 603                 | 31 620             | 2 408              |
| BOLIVIEN .....                         | 4 886            | -                 | 358             | 321                  | 378                 | 12 155             | 172                |
| DARUNTER: LPB .....                    | 3 435            | -                 | -               | 321                  | 378                 | 10 784             | 172                |
| PARAGUAY .....                         | 3 476            | -                 | -               | 1 100                | 103                 | 18 805             | 2 661              |
| DARUNTER: ASU .....                    | 3 476            | -                 | -               | 1 100                | 103                 | 18 805             | 2 661              |
| URUGUAY .....                          | 3 881            | 161               | 12              | 2 005                | 453                 | 26 735             | 336                |
| DARUNTER: MVD .....                    | 3 881            | 161               | 12              | 2 005                | 453                 | 26 735             | 336                |
| ARGENTINIEN .....                      | 12 542           | 24                | 547             | 7 851                | 1 348               | 96 564             | 4 502              |
| DARUNTER: BUE .....                    | 11 890           | 24                | 547             | 7 602                | 1 153               | 95 685             | 4 361              |
| CHILE .....                            | 17 807           | 59                | 721             | 11 630               | 685                 | 116 546            | 623                |
| DARUNTER: SCL .....                    | 17 489           | 59                | 682             | 11 252               | 662                 | 115 517            | 594                |
| A M E R I K A .....                    | 510 167          | 338 057           | 24 178          | 809 420              | 942 509             | 10 052 643         | 445 945            |
| LIBANON .....                          | 2 001            | 873               | -               | 848                  | 19 838              | 22 813             | 1 648              |
| DARUNTER: BEY .....                    | 2 001            | 873               | -               | 848                  | 19 838              | 22 813             | 1 648              |
| ISRAEL .....                           | 7 941            | 302               | 1 166           | 4 952                | 529 849             | 440 327            | 2 447              |
| DARUNTER: TLV .....                    | 7 941            | 302               | 1 166           | 4 952                | 529 849             | 440 327            | 2 447              |
| JORDANIEN .....                        | 2 610            | 673               | 142             | 1 270                | 14 150              | 61 755             | 160                |
| DARUNTER: AMM .....                    | 2 610            | 673               | 142             | 1 250                | 14 150              | 61 454             | 160                |
| SYRIEN .....                           | 3 047            | 2 003             | 107             | 2 043                | 1 499               | 15 194             | 400                |
| DARUNTER: DAM .....                    | 3 047            | 2 003             | 107             | 2 043                | 1 499               | 15 053             | 400                |
| IRAK .....                             | 46               | -                 | -               | 48                   | 11                  | 79                 | -                  |
| IRAN .....                             | 22 273           | 4 319             | 360             | 4 147                | 24 099              | 594 629            | 8 325              |

AUGUST 1990

MIT GEBIETEN AUSSERHALB DES BUNDESGBIETES

IN KILOGRAMM

FLUGPLATZ

| FLUGPLATZ          |                   |                        |                       |                              |          |            | NACH ENDZIELLAND  |
|--------------------|-------------------|------------------------|-----------------------|------------------------------|----------|------------|-------------------|
| NUERNBERG<br>(NUE) | MUENCHEN<br>(MUC) | BERLIN (WEST)<br>(BER) | SAARBRUECKEN<br>(SCN) | MUENSTER/<br>OSNABRUECK(FMO) | SONSTIGE | INSGESAMT  | BZW. -- FLUGPLATZ |
| 41                 | 704               | -                      | -                     | -                            | -        | 60 960     | PIT               |
| -                  | 2 336             | -                      | -                     | -                            | -        | 71 662     | CVG               |
| -                  | 5 093             | 5                      | -                     | -                            | -        | 36 560     | CLE               |
| -                  | 181               | -                      | -                     | -                            | -        | 10 315     | DAY               |
| 29                 | 3 481             | 563                    | -                     | -                            | -        | 413 945    | *U1               |
| 13 908             | 34 803            | 2 460                  | 7                     | -                            | -        | 686 956    | ATL               |
| 59                 | 1 839             | 176                    | -                     | -                            | -        | 238 720    | CLT               |
| -                  | 1 414             | -                      | -                     | -                            | -        | 18 495     | TPA               |
| 5 806              | 6 061             | 4 459                  | -                     | -                            | 46       | 215 562    | MIA               |
| 471                | 95                | -                      | -                     | -                            | -        | 13 026     | BNA               |
| -                  | 7                 | -                      | -                     | -                            | -        | 26 131     | SDF               |
| 30                 | 778               | 97                     | -                     | -                            | -        | 131 324    | SJU               |
| 259                | 1 976             | -                      | -                     | -                            | -        | 10 323     | ORL               |
| 618                | 3 192             | 313                    | -                     | -                            | -        | 25 668     | *U2               |
| -                  | 1 487             | 233                    | -                     | -                            | -        | 72 001     | MSP               |
| 26                 | 549               | -                      | -                     | -                            | -        | 11 358     | STL               |
| -                  | 245               | 6 469                  | -                     | -                            | -        | 16 594     | MKC               |
| 5 786              | 3 327             | 292                    | 78                    | -                            | -        | 259 858    | DAL               |
| 78                 | 2 492             | 5                      | -                     | -                            | -        | 261 526    | HOU               |
| -                  | 1 580             | -                      | -                     | -                            | -        | 15 661     | MSY               |
| 248                | 213               | 15                     | -                     | -                            | -        | 12 702     | MEM               |
| 113                | 1 143             | 4                      | -                     | -                            | -        | 19 536     | *U4               |
| 134                | 1 216             | 10                     | -                     | -                            | -        | 14 379     | SEA               |
| 1                  | 21 085            | 133                    | -                     | -                            | -        | 42 136     | PDX               |
| -                  | 1 229             | 87                     | -                     | -                            | -        | 12 124     | SLC               |
| 3 095              | 25 089            | 2 182                  | -                     | -                            | -        | 268 189    | SFO               |
| 16 512             | 68 819            | 6 238                  | -                     | -                            | -        | 630 011    | LAX               |
| 175                | 2 752             | 15                     | -                     | -                            | -        | 13 480     | DEN               |
| 52                 | 931               | -                      | -                     | -                            | -        | 17 085     | PHX               |
| 1 818              | 63                | 6                      | -                     | -                            | -        | 26 662     | ELP               |
| -                  | -                 | -                      | -                     | -                            | -        | 46 656     | ANC               |
| -                  | 275               | -                      | -                     | -                            | -        | 761        | BERMUDA (BRIT)    |
| 1 215              | 23 185            | 1 394                  | -                     | -                            | -        | 679 582    | MEXIKO            |
| 1 215              | 22 830            | 1 070                  | -                     | -                            | -        | 674 185    | DARUNTER: MEX     |
| 232                | 454               | 105                    | -                     | -                            | -        | 7 938      | GUATEMALA         |
| -                  | -                 | -                      | -                     | -                            | -        | 10         | BELIZE            |
| 10                 | 4 308             | 25                     | -                     | -                            | -        | 5 750      | HONDURAS          |
| 60                 | 96                | 107                    | -                     | -                            | -        | 5 005      | EL SALVADOR       |
| -                  | 192               | 360                    | -                     | -                            | -        | 2 906      | NICARAGUA         |
| -                  | 633               | -                      | -                     | -                            | -        | 7 735      | COSTA RICA        |
| 84                 | 330               | -                      | -                     | -                            | -        | 7 087      | PANAMA            |
| 564                | 713               | 6                      | -                     | -                            | -        | 21 557     | KUBA              |
| 564                | 713               | 6                      | -                     | -                            | -        | 21 557     | DARUNTER: HAV     |
| -                  | 655               | -                      | -                     | -                            | -        | 982        | BAHAMAS           |
| 42                 | 201               | -                      | -                     | -                            | -        | 4 583      | JAMAICA           |
| -                  | 61                | -                      | -                     | -                            | -        | 1 275      | HAITI             |
| 812                | 737               | 28                     | -                     | -                            | -        | 8 712      | DOMINIK. REP.     |
| -                  | -                 | -                      | -                     | -                            | -        | 510        | ANTIGUA-BARB.     |
| -                  | 396               | -                      | -                     | -                            | -        | 2 617      | GUADELOUPE (FR)   |
| -                  | 380               | -                      | -                     | -                            | -        | 6 026      | BARBADOS          |
| -                  | 172               | 3                      | -                     | -                            | -        | 2 278      | TRINID. U. TOB.   |
| -                  | 94                | -                      | -                     | -                            | -        | 5 608      | NIED. ANTILLEN    |
| -                  | -                 | -                      | -                     | -                            | -        | 573        | ST. LUCIA         |
| -                  | 10                | -                      | -                     | -                            | -        | 137        | SONST. WESTIN.    |
| 419                | 558               | 350                    | -                     | -                            | -        | 132 280    | KOLUMBIEN         |
| 31                 | 284               | 119                    | -                     | -                            | -        | 120 589    | DARUNTER: BOG     |
| 1 858              | 1 966             | 328                    | -                     | -                            | -        | 154 054    | VENEZUELA         |
| 1 858              | 1 950             | 323                    | -                     | -                            | -        | 150 629    | DARUNTER: CCS     |
| -                  | 3                 | -                      | -                     | -                            | -        | 47         | GUYANA            |
| -                  | 21                | -                      | -                     | -                            | -        | 77         | SURINAME          |
| -                  | -                 | -                      | -                     | -                            | -        | 790        | GUAYANA (FR)      |
| 31 541             | 43 782            | 942                    | 132                   | 9                            | -        | 1 028 341  | BRASILIEN         |
| 15 702             | 628               | 110                    | -                     | -                            | -        | 166 516    | DARUNTER: RIO     |
| 13 627             | 15 121            | 739                    | 132                   | 9                            | -        | 710 943    | SAO               |
| 186                | 558               | -                      | -                     | -                            | -        | 64 495     | MAO               |
| 377                | 19 382            | -                      | -                     | -                            | -        | 50 665     | POA               |
| 1 573              | 7 899             | 26                     | -                     | -                            | -        | 31 390     | *BR               |
| -                  | 432               | 24                     | -                     | 1                            | -        | 39 319     | ECUADOR           |
| -                  | 280               | 24                     | -                     | 1                            | -        | 36 384     | DARUNTER: UIO     |
| 224                | 367               | 51                     | -                     | -                            | -        | 45 085     | PERU              |
| 224                | 367               | 51                     | -                     | -                            | -        | 44 889     | DARUNTER: LIM     |
| -                  | 196               | 9                      | -                     | -                            | -        | 18 475     | BOLIVIEN          |
| -                  | 196               | 9                      | -                     | -                            | -        | 15 295     | DARUNTER: LPB     |
| 70                 | 217               | 2                      | -                     | -                            | -        | 26 434     | PARAGUAY          |
| 70                 | 217               | 2                      | -                     | -                            | -        | 26 434     | DARUNTER: ASU     |
| 241                | 1 805             | 3                      | -                     | -                            | -        | 35 632     | URUGUAY           |
| 241                | 1 805             | 3                      | -                     | -                            | -        | 35 632     | DARUNTER: MVD     |
| 2 766              | 1 521             | 169                    | -                     | -                            | -        | 127 834    | ARGENTINIEN       |
| 2 766              | 1 421             | 169                    | -                     | -                            | -        | 125 618    | DARUNTER: BUE     |
| 281                | 2 605             | 58                     | -                     | -                            | -        | 151 015    | CHILE             |
| 281                | 2 605             | 44                     | -                     | -                            | -        | 149 185    | DARUNTER: SCL     |
| 127 619            | 679 841           | 63 584                 | 307                   | 38 857                       | 98       | 14 033 225 | A M E R I K A     |
| 400                | 1 615             | 18                     | -                     | -                            | -        | 50 054     | LIBANON           |
| 400                | 1 615             | 18                     | -                     | -                            | -        | 50 054     | DARUNTER: BEY     |
| 1 248              | 48 968            | 638                    | 8                     | -                            | -        | 1 037 846  | ISRAEL            |
| 1 248              | 48 968            | 638                    | 8                     | -                            | -        | 1 037 846  | DARUNTER: TLV     |
| 455                | 2 232             | 218                    | 76                    | -                            | -        | 83 741     | JORDANIEN         |
| 455                | 895               | 218                    | 76                    | -                            | -        | 82 083     | DARUNTER: AMM     |
| 63                 | 90 967            | 15                     | -                     | -                            | -        | 115 338    | SYRIEN            |
| 63                 | 90 963            | 15                     | -                     | -                            | -        | 115 193    | DARUNTER: DAM     |
| -                  | -                 | -                      | -                     | -                            | -        | 184        | IRAK              |
| 5 157              | 38 591            | 4 020                  | -                     | -                            | -        | 705 920    | IRAK              |

6 GÜTERVERKEHR  
 6. 2 VERFLECHTUNG IM VERKEHR  
 6. 2. 3 VERSAND

| NACH ENDZIELLAND<br>BZW. ---FLUGPLATZ | VON HERKUNFTS    |                   |                 |                      |                     |                    |                    |
|---------------------------------------|------------------|-------------------|-----------------|----------------------|---------------------|--------------------|--------------------|
|                                       | HAMBURG<br>(HAM) | HANNOVER<br>(HAJ) | BREMEN<br>(BRE) | DUESSELDORF<br>(DUS) | KOELN/BONN<br>(CGN) | FRANKFURT<br>(FRA) | STUTTGART<br>(STR) |
| VERSAND                               |                  |                   |                 |                      |                     |                    |                    |
| INSGESAMT                             |                  |                   |                 |                      |                     |                    |                    |
| DARUNTER: THR                         | 22 164           | 4 319             | 331             | 4 132                | 24 099              | 592 450            | 8 214              |
| KUWEIT                                | 377              | -                 | -               | 80                   | -                   | 6 048              | -                  |
| BAHRAIN                               | 776              | 220               | 99              | 761                  | 205                 | 84 153             | 166                |
| DARUNTER: BAH                         | 776              | 220               | 99              | 761                  | 205                 | 84 153             | 166                |
| KATAR                                 | 1 177            | 155               | 108             | 817                  | 389                 | 32 838             | 657                |
| DARUNTER: DOH                         | 1 177            | 155               | 108             | 817                  | 389                 | 32 838             | 657                |
| SAUDI-ARAB.                           | 16 397           | 6 495             | 1 179           | 10 598               | 5 512               | 604 432            | 3 741              |
| DARUNTER: DHA                         | 528              | 419               | 164             | 1 233                | 415                 | 44 804             | 763                |
| JED                                   | 4 961            | 4 106             | 614             | 6 546                | 3 647               | 116 497            | 1 633              |
| RUH                                   | 10 519           | 1 970             | 401             | 2 779                | 1 395               | 441 222            | 1 345              |
| JEM. ARAB. REP.                       | 339              | -                 | -               | 118                  | -                   | 181 899            | -                  |
| DARUNTER: SAH                         | 221              | -                 | -               | 84                   | -                   | 178 501            | -                  |
| JEMEN DEM. VR                         | 230              | -                 | 12              | 23                   | 39                  | 494                | -                  |
| OMAN                                  | 544              | 515               | 297             | 1 275                | 1 908               | 37 751             | 683                |
| DARUNTER: MCT                         | 544              | 515               | 297             | 1 275                | 1 908               | 37 570             | 683                |
| V. A. EMIRATE                         | 26 356           | 2 899             | 1 836           | 1 430                | 3 673               | 291 701            | 62 346             |
| DARUNTER: DXB                         | 22 401           | 2 804             | 1 567           | 675                  | 2 718               | 272 378            | 61 879             |
| AUH                                   | 3 545            | 95                | 255             | 253                  | 938                 | 17 406             | 436                |
| PAKISTAN                              | 4 943            | 532               | 293             | 2 137                | 324                 | 210 503            | 612                |
| DARUNTER: KHI                         | 3 081            | 488               | 293             | 1 503                | 39                  | 188 132            | 367                |
| ISB                                   | 778              | 44                | -               | -                    | 285                 | 12 553             | 212                |
| LHE                                   | 1 084            | -                 | -               | 634                  | -                   | 9 668              | 33                 |
| BANGLADESCH                           | 496              | 30                | 24              | 1 350                | 1 109               | 23 093             | 377                |
| DARUNTER: DAC                         | 407              | 30                | 24              | 1 342                | 1 108               | 22 987             | 377                |
| AFGHANISTAN                           | 203              | -                 | -               | 205                  | -                   | 11 234             | -                  |
| DARUNTER: KBL                         | 203              | -                 | -               | 205                  | -                   | 11 234             | -                  |
| INDIEN                                | 29 985           | 3 488             | 767             | 22 615               | 3 545               | 573 417            | 10 899             |
| DARUNTER: DEL                         | 9 771            | 2 760             | 534             | 2 744                | 1 162               | 175 188            | 8 035              |
| CCU                                   | 226              | 3                 | -               | 192                  | 426                 | 11 308             | 661                |
| BOM                                   | 17 434           | 197               | 47              | 17 674               | 1 282               | 333 145            | 1 412              |
| MAA                                   | 2 457            | 406               | 185             | 878                  | 588                 | 21 380             | 281                |
| BLR                                   | 54               | 117               | 1               | 1 008                | 37                  | 30 877             | 357                |
| NEPAL                                 | 213              | -                 | -               | -                    | 195                 | 9 476              | 17                 |
| SRI LANKA                             | 710              | 526               | -               | 4 262                | 857                 | 35 855             | 549                |
| DARUNTER: CMB                         | 710              | 526               | -               | 4 262                | 857                 | 35 855             | 549                |
| MALEDIVEN                             | 2                | -                 | -               | -                    | -                   | 5 240              | -                  |
| BIRMA                                 | 66               | -                 | -               | 42                   | 89                  | 1 066              | 606                |
| THAILAND                              | 6 884            | 6 011             | 294             | 23 074               | 731                 | 143 011            | 7 245              |
| DARUNTER: BKK                         | 6 884            | 6 011             | 294             | 23 074               | 731                 | 143 011            | 7 245              |
| LAOS                                  | 49               | -                 | -               | 126                  | 64                  | 122                | -                  |
| KAMPUTSCHEA                           | 49               | -                 | -               | -                    | -                   | 43                 | -                  |
| VIETNAM                               | 1 483            | 16                | 135             | 182                  | 258                 | 797                | 84                 |
| MALAYSIA                              | 3 603            | 4                 | 643             | 3 063                | 5 104               | 117 772            | 2 404              |
| DARUNTER: KUL                         | 3 198            | -                 | 167             | 1 909                | 5 081               | 83 026             | 2 186              |
| PEN                                   | 337              | -                 | -               | -                    | -                   | 29 766             | 218                |
| SINGAPUR                              | 22 316           | 1 213             | 712             | 15 886               | 14 698              | 362 517            | 3 096              |
| DARUNTER: SIN                         | 22 316           | 1 213             | 712             | 15 886               | 14 698              | 362 517            | 3 096              |
| BRUNEI                                | 181              | 78                | 62              | 945                  | 80                  | 1 542              | -                  |
| INDONESIEN                            | 4 305            | 576               | 257             | 2 892                | 763                 | 158 967            | 2 333              |
| DARUNTER: JKT                         | 3 980            | 415               | 179             | 2 886                | 763                 | 157 531            | 2 329              |
| PHILIPPINEN                           | 3 932            | 484               | 324             | 1 732                | 1 024               | 168 036            | 434                |
| DARUNTER: MNL                         | 3 901            | 484               | 324             | 1 709                | 983                 | 167 873            | 434                |
| HONGKONG (BRIT)                       | 20 342           | 3 559             | 1 218           | 4 894                | 2 555               | 916 005            | 5 170              |
| DARUNTER: HKG                         | 20 342           | 3 559             | 1 218           | 4 894                | 2 555               | 916 005            | 5 170              |
| TAIWAN                                | 9 385            | 437               | 482             | 931                  | 17                  | 104 183            | 177                |
| DARUNTER: TPE                         | 1 972            | 382               | 424             | 426                  | 17                  | 89 394             | 167                |
| *TW                                   | 7 413            | 55                | 58              | 505                  | -                   | 14 789             | 10                 |
| JAPAN                                 | 66 811           | 14 861            | 3 343           | 47 169               | 24 317              | 1 771 208          | 13 122             |
| DARUNTER: TYO                         | 29 760           | 10 734            | 2 957           | 26 073               | 18 504              | 1 310 875          | 12 926             |
| OSA                                   | 36 486           | 3 224             | 211             | 20 270               | 3 191               | 417 583            | 196                |
| *JP                                   | 254              | 903               | 175             | 826                  | 2 622               | 41 332             | -                  |
| KOREA REP.                            | 79 244           | 3 590             | 990             | 16 067               | 1 214               | 635 281            | 34 090             |
| DARUNTER: SEL                         | 76 885           | 2 307             | 837             | 12 829               | 1 190               | 579 308            | 21 361             |
| PUS                                   | 2 359            | 1 283             | 153             | 3 238                | 24                  | 55 973             | 12 729             |
| KOREA DEM. VR                         | 282              | -                 | -               | -                    | -                   | 1 852              | -                  |
| MONGOLEI                              | -                | -                 | -               | -                    | -                   | 87                 | -                  |
| CHINA                                 | 8 505            | 4 081             | 436             | 19 545               | 1 235               | 211 300            | 2 277              |
| DARUNTER: PEK                         | 7 101            | 1 409             | 1               | 16 774               | 1 059               | 162 138            | 1 365              |
| SHA                                   | 648              | 2 506             | 170             | 1 586                | 176                 | 41 566             | 824                |
| A S I E N                             | 348 054          | 57 940            | 15 286          | 195 527              | 660 005             | 7 836 720          | 164 065            |
| AUSTRALIEN                            | 40 846           | 6 050             | 1 475           | 5 949                | 20 680              | 400 431            | 4 655              |
| DARUNTER: SYD                         | 17 251           | 1 987             | 714             | 2 345                | 18 537              | 212 846            | 2 798              |
| MEB                                   | 22 752           | 3 737             | 751             | 2 592                | 1 502               | 147 250            | 1 671              |
| ADL                                   | 6                | -                 | 10              | 27                   | 100                 | 14 147             | 6                  |
| PER                                   | 609              | 232               | -               | 552                  | 119                 | 17 139             | 127                |
| NEUSEELAND                            | 1 359            | 1 460             | 155             | 2 011                | 412                 | 68 781             | 613                |
| DARUNTER: AKL                         | 738              | 20                | 15              | 1 608                | 252                 | 64 238             | 473                |
| OZEANIEN (USA)                        | 19               | 26                | 2               | 5                    | -                   | 288                | -                  |
| MARIANEN                              | 87               | -                 | -               | -                    | -                   | 469                | -                  |
| FIDSCHI                               | -                | -                 | -               | -                    | -                   | 38                 | 3                  |
| UEB. OZEANIEN                         | 33               | -                 | -               | -                    | -                   | 2                  | -                  |
| NEUKALED. (FR)                        | -                | -                 | -               | -                    | -                   | 20                 | -                  |
| POLYNES (FR)                          | 26               | -                 | -               | 1                    | 55                  | 22                 | 11                 |
| VANUATU                               | 36               | -                 | -               | -                    | -                   | -                  | -                  |
| PAPUA-NEUGUI                          | 38               | -                 | -               | -                    | 155                 | 138                | 38                 |
| AUSTRALIEN/OZEANIEN                   | 42 444           | 7 536             | 1 632           | 7 966                | 21 302              | 470 189            | 5 320              |
| I N S G E S A M T                     | 1 472 712        | 508 588           | 87 585          | 1 705 741            | 3 876 861           | 23 420 423         | 915 221            |

AUGUST 1990

MIT GEBIETEN AUSSERHALB DES BUNDESGBIETES

IN KILOGRAMM

FLUGPLATZ

| FLUGPLATZ          |                   |                        |                       |                               |          |            | NACH ENDZIELLAND<br>BZW. -- FLUGPLATZ |
|--------------------|-------------------|------------------------|-----------------------|-------------------------------|----------|------------|---------------------------------------|
| NUERNBERG<br>(NUE) | MUENCHEN<br>(MUC) | BERLIN (WEST)<br>(BER) | SAARBRUECKEN<br>(SCN) | MUENSTER/<br>OSNABRUECK (FMO) | SONSTIGE | INSGESAMT  |                                       |
|                    |                   |                        |                       |                               |          |            | VERSAND                               |
|                    |                   |                        |                       |                               |          |            | INSGESAMT                             |
| 5 116              | 38 591            | 4 020                  | -                     | -                             | -        | 703 436    | DARUNTER: THR                         |
| -                  | 458               | -                      | -                     | -                             | -        | 6 963      | KUWEIT                                |
| 36                 | 524               | -                      | -                     | -                             | -        | 86 940     | BAHRAIN                               |
| 36                 | 524               | -                      | -                     | -                             | -        | 86 940     | DARUNTER: BAH                         |
| 195                | 637               | 490                    | -                     | -                             | -        | 37 463     | KATAR                                 |
| 195                | 637               | 490                    | -                     | -                             | -        | 37 463     | DARUNTER: DOH                         |
| 3 961              | 8 305             | 387                    | -                     | -                             | -        | 661 007    | SAUDI-ARAB.                           |
| -                  | 1 456             | -                      | -                     | -                             | -        | 49 782     | DARUNTER: DHA                         |
| 641                | 3 621             | 70                     | -                     | -                             | -        | 142 336    | JED                                   |
| 3 314              | 3 228             | 317                    | -                     | -                             | -        | 466 490    | RUH                                   |
| 21                 | 13                | 11                     | -                     | -                             | -        | 183 055    | JEM. ARAB. REP.                       |
| 15                 | 13                | 11                     | -                     | -                             | -        | 179 499    | DARUNTER: SAH                         |
| 3                  | -                 | -                      | -                     | -                             | -        | 801        | JEMEN DEM. VR                         |
| 4                  | 759               | -                      | -                     | -                             | -        | 43 736     | OMAN                                  |
| 4                  | 759               | -                      | -                     | -                             | -        | 43 555     | DARUNTER: MCT                         |
| 481                | 25 154            | 507                    | -                     | -                             | -        | 416 383    | V. A. EMIRATE                         |
| 396                | 20 454            | 377                    | -                     | -                             | -        | 385 649    | DARUNTER: DXB                         |
| 85                 | 3 395             | 130                    | -                     | -                             | -        | 26 538     | AUH                                   |
| 1                  | 1 771             | 462                    | -                     | -                             | -        | 221 578    | PAKISTAN                              |
| 1                  | 1 744             | 118                    | -                     | -                             | -        | 195 766    | DARUNTER: KHI                         |
| -                  | 22                | 344                    | -                     | -                             | -        | 14 238     | ISB                                   |
| -                  | 5                 | -                      | -                     | -                             | -        | 11 424     | LHE                                   |
| 17                 | 324               | 61                     | -                     | -                             | -        | 26 881     | BANGLADESCH                           |
| 17                 | 160               | 61                     | -                     | -                             | -        | 26 513     | DARUNTER: DAC                         |
| 9                  | -                 | -                      | -                     | -                             | -        | 11 651     | AFGHANISTAN                           |
| 9                  | -                 | -                      | -                     | -                             | -        | 11 651     | DARUNTER: KBL                         |
| 6 275              | 5 811             | 2 419                  | -                     | -                             | -        | 659 221    | INDIEN                                |
| 57                 | 1 242             | 280                    | -                     | -                             | -        | 201 773    | DARUNTER: DEL                         |
| 813                | 21                | -                      | -                     | -                             | -        | 13 650     | CCU                                   |
| 3 921              | 3 034             | 2 127                  | -                     | -                             | -        | 380 273    | BOM                                   |
| 1 417              | 1 110             | 2                      | -                     | -                             | -        | 28 704     | MAA                                   |
| 62                 | 167               | -                      | -                     | -                             | -        | 32 680     | BLR                                   |
| -                  | 6                 | -                      | -                     | -                             | -        | 9 907      | NEPAL                                 |
| -                  | 1 051             | -                      | -                     | -                             | -        | 43 810     | SRI LANKA                             |
| -                  | 1 051             | -                      | -                     | -                             | -        | 43 810     | DARUNTER: CMB                         |
| 8                  | 2                 | -                      | -                     | -                             | -        | 5 252      | MALEDIVEN                             |
| -                  | 270               | -                      | -                     | -                             | -        | 2 139      | BIRMA                                 |
| 6                  | 2 226             | 148                    | -                     | -                             | -        | 189 630    | THAILAND                              |
| 6                  | 2 226             | 148                    | -                     | -                             | -        | 189 630    | DARUNTER: BKK                         |
| -                  | -                 | -                      | -                     | -                             | -        | 312        | LAOS                                  |
| -                  | -                 | -                      | -                     | -                             | -        | 92         | KAMPUTSCHEA                           |
| 7                  | 209               | -                      | -                     | -                             | -        | 3 171      | VIETNAM                               |
| 1 655              | 3 386             | -                      | 15                    | -                             | -        | 137 649    | MALAYSIA                              |
| 1 440              | 2 588             | -                      | 15                    | -                             | -        | 99 610     | DARUNTER: KUL                         |
| 215                | 370               | -                      | -                     | -                             | -        | 30 906     | PEN                                   |
| 6 682              | 8 006             | 192                    | -                     | 585                           | -        | 435 903    | SINGAPUR                              |
| 6 682              | 8 006             | 192                    | -                     | 585                           | -        | 435 903    | DARUNTER: SIN                         |
| -                  | 8                 | 8                      | -                     | -                             | -        | 2 904      | BRUNEI                                |
| -                  | 689               | 333                    | -                     | -                             | -        | 171 115    | INDONESIEN                            |
| -                  | 614               | 219                    | -                     | -                             | -        | 168 916    | DARUNTER: JKT                         |
| 7 019              | 1 576             | 56                     | -                     | -                             | -        | 184 617    | PHILIPPINEN                           |
| 7 019              | 1 576             | 56                     | -                     | -                             | -        | 184 359    | DARUNTER: MNL                         |
| 415                | 5 413             | 1 265                  | -                     | 55                            | -        | 960 891    | HONGKONG (BRIT)                       |
| 415                | 5 413             | 1 265                  | -                     | 55                            | -        | 960 891    | DARUNTER: HKG                         |
| 65                 | 1 128             | 365                    | -                     | -                             | -        | 117 170    | TAIWAN                                |
| 63                 | 1 036             | 365                    | -                     | -                             | -        | 94 246     | DARUNTER: TPE                         |
| 2                  | 92                | -                      | -                     | -                             | -        | 22 924     | *TW                                   |
| 15 042             | 40 088            | 4 852                  | -                     | -                             | -        | 2 000 813  | JAPAN                                 |
| 11 655             | 23 696            | 4 289                  | -                     | -                             | -        | 1 451 469  | DARUNTER: TYO                         |
| 3 140              | 16 392            | 563                    | -                     | -                             | -        | 501 256    | OSA                                   |
| 247                | -                 | -                      | -                     | -                             | -        | 46 359     | *JP                                   |
| 288                | 10 134            | 612                    | -                     | -                             | -        | 781 510    | KOREA REP.                            |
| 288                | 9 799             | 612                    | -                     | -                             | -        | 705 416    | DARUNTER: SEL                         |
| -                  | 335               | -                      | -                     | -                             | -        | 76 094     | PUS                                   |
| -                  | -                 | -                      | -                     | -                             | -        | 2 134      | KOREA DEM. VR                         |
| -                  | 322               | -                      | -                     | -                             | -        | 409        | MONGOLEI                              |
| 717                | 2 799             | 592                    | -                     | 47                            | -        | 251 534    | CHINA                                 |
| 430                | 2 569             | 497                    | -                     | 47                            | -        | 193 390    | DARUNTER: PEK                         |
| 268                | 131               | 23                     | -                     | -                             | -        | 47 898     | SHA                                   |
| 50 230             | 303 442           | 17 669                 | 99                    | 687                           | -        | 9 649 724  | A S I E N                             |
| 901                | 5 146             | 310                    | -                     | -                             | 31       | 486 474    | AUSTRALIEN                            |
| 474                | 4 051             | 304                    | -                     | -                             | -        | 261 307    | DARUNTER: SYD                         |
| 165                | 304               | 6                      | -                     | -                             | 31       | 180 761    | MEB                                   |
| 1                  | 230               | -                      | -                     | -                             | -        | 14 527     | ADL                                   |
| 23                 | 458               | -                      | -                     | -                             | -        | 19 259     | PER                                   |
| -                  | 212               | 32                     | -                     | -                             | -        | 75 035     | NEUSEELAND                            |
| -                  | 90                | 16                     | -                     | -                             | -        | 67 450     | DARUNTER: AKL                         |
| -                  | -                 | -                      | -                     | -                             | -        | 340        | OZEANIEN (USA)                        |
| -                  | -                 | 23                     | -                     | -                             | -        | 579        | MARIANEN                              |
| -                  | -                 | -                      | -                     | -                             | -        | 41         | FIDSCHI                               |
| -                  | -                 | -                      | -                     | -                             | -        | 35         | UEB. OZEANIEN                         |
| -                  | 2                 | -                      | -                     | -                             | -        | 22         | NEUKALED. (FR)                        |
| -                  | 339               | -                      | -                     | -                             | -        | 454        | POLYNES (FR)                          |
| -                  | -                 | -                      | -                     | -                             | -        | 36         | VANUATU                               |
| -                  | 99                | -                      | -                     | -                             | -        | 468        | PAPUA-NEUGUI                          |
| 901                | 5 798             | 365                    | -                     | -                             | 31       | 563 484    | AUSTRALIEN/OZEANIEN                   |
| 374 586            | 1 652 979         | 165 662                | 84 660                | 40 320                        | 1 092    | 34 306 430 | I N S G E S A M T                     |

6 GÜETERVERKEHR  
6.2 VERFLECHTUNG IM VERKEHR  
6.2.4 EMPFANG

| VON HERKUNFTSLAND<br>BZW. --- FLUGPLATZ | NACH ENDZIEL     |                   |                 |                      |                     |                    |                     |
|---|------------------|-------------------|-----------------|----------------------|---------------------|--------------------|---------------------|
|   | HAMBURG<br>(HAM) | HANNOVER<br>(HAJ) | BREMEN<br>(BRE) | DUESSELDORF<br>(DUS) | KOELN/BONN<br>(CGN) | FRANKFURT<br>(FRA) | STUTTIGART<br>(STR) |
| <b>EMPFANG</b>                          |                  |                   |                 |                      |                     |                    |                     |
| <b>INGESAMT</b>                         |                  |                   |                 |                      |                     |                    |                     |
| DDR U.BER(O) .....                      | 1 401            | -                 | -               | 125                  | 22                  | 186                | 50                  |
| FINNLAND .....                          | 12 012           | 788               | 504             | 7 928                | 1 499               | 19 137             | 10 316              |
| DARUNTER:HEL .....                      | 8 154            | 465               | 325             | 5 164                | 1 316               | 16 814             | 5 908               |
| SCHWEDEN .....                          | 10 709           | 3 962             | 1 439           | 8 438                | 77 184              | 101 157            | 3 983               |
| DARUNTER:STO .....                      | 9 344            | 2 720             | 529             | 6 547                | 67 514              | 81 463             | 1 678               |
| DARUNTER:GOT .....                      | 1 232            | 434               | 798             | 1 211                | 9 419               | 14 872             | 1 918               |
| NORWEGEN .....                          | 11 141           | 2 339             | 1 608           | 3 697                | 776                 | 18 936             | 624                 |
| DARUNTER:OSL .....                      | 8 043            | 2 309             | 509             | 2 339                | 407                 | 11 293             | 411                 |
| DAENEMARK .....                         | 12 009           | 2 961             | 1 233           | 18 661               | 380 483             | 12 228             | 8 766               |
| DARUNTER:CPH .....                      | 11 985           | 2 873             | 1 161           | 18 645               | 197 775             | 11 602             | 8 646               |
| BLL .....                               | -                | -                 | -               | 12                   | 155 279             | 152                | 25                  |
| *DK .....                               | -                | 71                | 10              | 4                    | 27 427              | 472                | 95                  |
| GR BRITANNIEN .....                     | 72 016           | 55 657            | 10 339          | 170 318              | 789 515             | 609 239            | 36 023              |
| DARUNTER:LON .....                      | 50 553           | 12 808            | 6 348           | 67 308               | 348 523             | 246 131            | 24 801              |
| BHX .....                               | 1 850            | 1 861             | 2 656           | 3 749                | 214 077             | 32 755             | 2 563               |
| MAN .....                               | 7 143            | 857               | 677             | 10 220               | 2 204               | 55 216             | 4 796               |
| LPL .....                               | 59               | -                 | 85              | 46                   | 79 948              | 787                | -                   |
| GLA .....                               | 6 457            | 6                 | 156             | 564                  | 46                  | 4 305              | 498                 |
| EDI .....                               | 4                | -                 | 75              | 5                    | 40                  | 11 626             | 420                 |
| *GB .....                               | 4 618            | 40 064            | 325             | 86 618               | 143 417             | 247 901            | 138                 |
| IRLAND .....                            | 2 887            | 1 925             | 128             | 5 551                | 25 268              | 40 933             | 2 039               |
| DARUNTER:DUB .....                      | 1 923            | 1 728             | 128             | 4 860                | 25 020              | 38 959             | 1 738               |
| ISLAND .....                            | 249              | -                 | -               | 10                   | 225                 | 1 505              | 32                  |
| NIEDERLANDE .....                       | 8 490            | 2 098             | 1 515           | 2 911                | 14 471              | 16 749             | 3 518               |
| DARUNTER:AMS .....                      | 8 078            | 2 098             | 1 379           | 2 911                | 96                  | 16 734             | 2 031               |
| MST .....                               | -                | -                 | -               | -                    | 14 375              | -                  | 1 416               |
| BELGIEN .....                           | 58 774           | 11 903            | 171             | 1 080                | 42 860              | 175 164            | 11 776              |
| DARUNTER:BRU .....                      | 58 774           | 11 903            | 171             | 1 080                | 42 860              | 175 164            | 11 776              |
| LUXEMBURG .....                         | 123              | -                 | -               | -                    | 5                   | 454                | 3                   |
| FRANKREICH .....                        | 24 462           | 6 123             | 4 339           | 9 230                | 128 879             | 85 294             | 10 636              |
| DARUNTER:PAR .....                      | 20 236           | 5 542             | 1 729           | 7 416                | 127 787             | 48 801             | 7 525               |
| TLS .....                               | 733              | 58                | 3               | 305                  | 33                  | 28 397             | 599                 |
| NCE .....                               | 502              | 10                | 2 488           | 45                   | 437                 | 2 368              | 778                 |
| SPANIEN .....                           | 12 885           | 1 692             | 1 047           | 23 285               | 85 928              | 115 908            | 14 341              |
| DARUNTER:MAD .....                      | 4 721            | 552               | 629             | 13 187               | 1 770               | 62 189             | 5 127               |
| BCN .....                               | 1 725            | 167               | 167             | 4 548                | 544                 | 11 666             | 2 398               |
| VLC .....                               | 267              | -                 | -               | 130                  | 10 784              | 7 634              | 354                 |
| *EL .....                               | 699              | 180               | 40              | 807                  | 72 447              | 1 936              | 657                 |
| PMI .....                               | 1 712            | 274               | 61              | 501                  | 120                 | 7 258              | -                   |
| LPA .....                               | 284              | 200               | -               | -                    | 64                  | 13 616             | -                   |
| TCI .....                               | 2 145            | -                 | 4               | 2 812                | -                   | 4 780              | 564                 |
| PORTUGAL .....                          | 3 208            | 2 764             | 2 543           | 16 565               | 1 233               | 68 184             | 8 924               |
| DARUNTER:LIS .....                      | 845              | 1 348             | 153             | 6 927                | 861                 | 30 718             | 2 034               |
| OPO .....                               | 2 363            | 1 416             | 2 390           | 9 448                | 372                 | 35 000             | 6 890               |
| MALTA .....                             | 736              | 20                | -               | 6 072                | 623                 | 9 319              | 578                 |
| DARUNTER:MLA .....                      | 736              | 20                | -               | 6 072                | 623                 | 9 319              | 578                 |
| GIBRALT(BRIT) .....                     | -                | -                 | -               | -                    | -                   | 8                  | -                   |
| SCHWEIZ .....                           | 19 561           | 7 549             | 1 690           | 18 046               | 131 037             | 43 136             | 19 539              |
| DARUNTER:ZRH .....                      | 15 870           | 7 256             | 1 430           | 8 406                | 4 533               | 19 431             | 18 506              |
| GVA .....                               | 2 824            | 231               | 258             | 9 209                | 1 958               | 17 949             | 894                 |
| BSL .....                               | 803              | 58                | 2               | 73                   | 124 378             | 5 556              | 13                  |
| OESTERREICH .....                       | 4 548            | 4 088             | 1 277           | 42 095               | 171 527             | 30 512             | 3 479               |
| DARUNTER:VIE .....                      | 4 456            | 2 781             | 1 253           | 41 214               | 37 452              | 25 878             | 3 260               |
| LNZ .....                               | 46               | 5                 | 7               | 15                   | 133 292             | 1 955              | 1                   |
| ITALIEN .....                           | 14 630           | 4 255             | 1 574           | 13 774               | 135 678             | 209 008            | 10 158              |
| DARUNTER:ROM .....                      | 4 051            | 66                | 421             | 1 633                | 1 310               | 86 743             | 3 120               |
| MIL .....                               | 5 078            | 2 098             | 86              | 7 814                | 5 390               | 37 161             | 3 752               |
| VCE .....                               | 2 473            | 260               | 42              | 527                  | 103                 | 4 226              | 603                 |
| TRN .....                               | 466              | 217               | -               | 336                  | 167                 | 5 242              | 1 278               |
| GOA .....                               | 1 232            | -                 | 910             | 90                   | 80 039              | 3 618              | 167                 |
| NAP .....                               | 217              | 734               | 6               | 1 851                | 7 699               | 19 932             | 903                 |
| *IT .....                               | 3                | 11                | 42              | 785                  | 39 014              | 41 560             | -                   |
| GRIECHENLAND .....                      | 5 356            | 4 680             | 7 434           | 31 409               | 3 328               | 84 356             | 27 576              |
| DARUNTER:ATH .....                      | 3 920            | 1 694             | 601             | 5 528                | 1 005               | 53 074             | 8 140               |
| SKG .....                               | 1 397            | 2 974             | 6 826           | 25 837               | 2 310               | 30 622             | 19 198              |
| TUERKEI .....                           | 40 356           | 14 785            | 4 420           | 72 064               | 35 732              | 232 158            | 39 101              |
| DARUNTER:ANK .....                      | 4 227            | 443               | -               | 181                  | 1581                | 9 307              | 3 431               |
| IST .....                               | 24 888           | 9 361             | 3 530           | 61 603               | 20 292              | 205 259            | 31 692              |
| IZM .....                               | 10 909           | 4 894             | 890             | 8 544                | 13 859              | 14 570             | 3 684               |
| ZYPERN .....                            | 414              | 14                | 14              | 52                   | 743                 | 8 641              | 29                  |
| JUGOSLAWIEN .....                       | 1 749            | 447               | 683             | 2 933                | 938                 | 106 601            | 3 538               |
| DARUNTER:BEG .....                      | 1 355            | 303               | 173             | 2 316                | 398                 | 86 648             | 2 252               |
| ZAG .....                               | 88               | 79                | 429             | 270                  | 173                 | 14 097             | 579                 |
| UNGARN .....                            | 1 479            | 573               | 224             | 905                  | 2 058               | 20 320             | 1 722               |
| DARUNTER:BUD .....                      | 1 479            | 573               | 224             | 905                  | 2 058               | 20 320             | 1 722               |
| ALBANIEN .....                          | -                | -                 | 4               | 4                    | -                   | 25                 | -                   |
| TSCHECHOSLOW .....                      | 934              | -                 | 47              | 56                   | 207                 | 9 230              | 54                  |
| DARUNTER:PRG .....                      | 931              | -                 | 47              | 56                   | 195                 | 8 998              | 54                  |
| RUMAENIEN .....                         | 376              | 750               | 32              | -                    | 365                 | 4 083              | 46                  |
| BULGARIEN .....                         | 311              | 260               | 1               | -                    | 230                 | 2 378              | 8 814               |
| DARUNTER:SOF .....                      | 311              | 260               | 1               | -                    | 230                 | 2 378              | 8 814               |
| POLEN .....                             | 1 731            | 21                | 217             | 187                  | 1 035               | 15 924             | 194                 |
| DARUNTER:WAW .....                      | 1 168            | 21                | 170             | 187                  | 820                 | 15 742             | 145                 |
| SOWJETUNION .....                       | 5 176            | 57 173            | -               | 4 731                | 1 323               | 26 548             | 186                 |
| DARUNTER:MOU .....                      | 4 898            | 57 173            | -               | 4 731                | 1 877               | 21 933             | 186                 |
| <b>E U R O P A</b> .....                | <b>327 723</b>   | <b>186 827</b>    | <b>42 483</b>   | <b>460 155</b>       | <b>2 033 772</b>    | <b>2 067 321</b>   | <b>226 045</b>      |
| DARUNTER: EG-LAENDER .....              | 214 840          | 94 058            | 30 323          | 292 784              | 1 607 648           | 1 417 525          | 133 760             |
| <b>AEGYPTEN</b> .....                   | <b>9 042</b>     | <b>5 301</b>      | <b>129</b>      | <b>8 523</b>         | <b>450</b>          | <b>77 579</b>      | <b>15 785</b>       |
| DARUNTER:CAI .....                      | 9 042            | 5 301             | 115             | 8 492                | 450                 | 77 575             | 15 785              |
| LIBYEN .....                            | 202              | 87                | -               | 10                   | 115                 | 10 218             | -                   |
| DARUNTER:TIP .....                      | 202              | 87                | -               | 10                   | 115                 | 10 218             | -                   |
| TUNESIEN .....                          | 424              | 333               | 3 342           | 7 307                | 1 368               | 52 179             | 14 622              |

AUGUST 1990

MIT GEBIETEN AUSSERHALB DES BUNDESGBIETES

IN KILOGRAMM

FLUGPLATZ

| FLUGPLATZ          |                   |                        |                       |                               |          |           | VON HERKUNFTSLAND<br>BZW. --- FLUGPLATZ |
|--------------------|-------------------|------------------------|-----------------------|-------------------------------|----------|-----------|---|
| NUERNBERG<br>(NUE) | MUENCHEN<br>(MUC) | BERLIN (WEST)<br>(BER) | SAARBRUECKEN<br>(SCN) | MUENSTER/<br>OSNABRUECK (FMO) | SONSTIGE | INSGESAMT |   |
| -                  | 2                 | -                      | -                     | -                             | -        | 1 786     | DDR U. BER(O)                           |
| 946                | 4 247             | 1 121                  | 8                     | -                             | 54       | 58 560    | FINNLAND                                |
| 556                | 2 729             | 501                    | 8                     | -                             | 54       | 41 994    | DARUNTER: HEL                           |
| 1 377              | 5 834             | 850                    | 131                   | -                             | -        | 215 064   | SCHWEDEN                                |
| 1 085              | 4 327             | 512                    | 131                   | -                             | -        | 175 850   | DARUNTER: STO                           |
| 231                | 1 217             | 144                    | -                     | -                             | -        | 31 476    | GOT                                     |
| 2 052              | 3 336             | 477                    | -                     | -                             | -        | 44 986    | NORWEGEN                                |
| 1 786              | 3 268             | 449                    | -                     | -                             | -        | 30 814    | DARUNTER: OSL                           |
| 570                | 25 399            | 801                    | 840                   | -                             | -        | 463 951   | DAENEMARK                               |
| 466                | 25 193            | 801                    | -                     | -                             | -        | 279 147   | DARUNTER: CPH                           |
| -                  | -                 | -                      | 840                   | -                             | -        | 156 308   | BLL                                     |
| 45                 | 206               | -                      | -                     | -                             | -        | 28 330    | *DK                                     |
| 6 344              | 111 359           | 50 541                 | 38 024                | 1 866                         | 129      | 1 951 370 | GR BRITANNIEN                           |
| 3 390              | 85 612            | 35 405                 | 3 553                 | 1 543                         | 8        | 885 983   | DARUNTER: LON                           |
| 967                | 3 227             | 492                    | -                     | 273                           | -        | 264 470   | BHX                                     |
| 407                | 4 878             | 2 388                  | -                     | -                             | -        | 88 786    | MAN                                     |
| -                  | -                 | -                      | 19 221                | -                             | -        | 100 146   | LPL                                     |
| 691                | 2 907             | 71                     | -                     | -                             | -        | 15 701    | GLA                                     |
| 4                  | 722               | 1                      | -                     | -                             | -        | 12 897    | EDI                                     |
| 85                 | 4 245             | 11 903                 | 8 850                 | 50                            | -        | 548 214   | *GB                                     |
| 10                 | 13 816            | 1 132                  | -                     | 8                             | -        | 93 697    | IRLAND                                  |
| 7                  | 5 082             | 1 009                  | -                     | 8                             | -        | 80 462    | DARUNTER: DUB                           |
| 286                | 211               | -                      | -                     | 42                            | -        | 2 560     | ISLAND                                  |
| 205                | 11 591            | 3 546                  | -                     | 243                           | -        | 65 337    | NIEDERLANDE                             |
| 205                | 11 214            | 3 481                  | -                     | 243                           | -        | 48 470    | DARUNTER: AMS                           |
| -                  | -                 | -                      | -                     | -                             | -        | 15 791    | MST                                     |
| 82 440             | 9 023             | 323                    | -                     | 46                            | -        | 393 560   | BELGIEN                                 |
| 82 440             | 9 023             | 323                    | -                     | 46                            | -        | 393 542   | DARUNTER: BRU                           |
| -                  | 512               | 450                    | -                     | -                             | -        | 1 547     | LUXEMBURG                               |
| 956                | 23 393            | 25 892                 | -                     | 5                             | 6        | 319 215   | FRANKREICH                              |
| 620                | 10 826            | 24 876                 | -                     | 5                             | 6        | 255 369   | DARUNTER: PAR                           |
| 226                | 3 260             | 130                    | -                     | -                             | -        | 33 744    | TLS                                     |
| 5                  | 6 318             | 37                     | -                     | -                             | -        | 12 888    | NCE                                     |
| 1 792              | 14 892            | 1 017                  | 27 460                | 88                            | -        | 300 335   | SPANIEN                                 |
| 428                | 11 006            | 467                    | 1 000                 | -                             | -        | 101 076   | DARUNTER: MAD                           |
| 478                | 1 641             | 57                     | -                     | -                             | -        | 23 391    | SCN                                     |
| -                  | 430               | 58                     | 26 460                | -                             | -        | 46 117    | WIC                                     |
| 627                | 223               | -                      | -                     | -                             | -        | 77 616    | *EL                                     |
| -                  | 83                | 13                     | -                     | -                             | -        | 10 022    | PMI                                     |
| 62                 | 316               | 390                    | -                     | -                             | -        | 14 932    | LPA                                     |
| -                  | 19                | -                      | -                     | -                             | -        | 10 324    | TCI                                     |
| 997                | 34 168            | 624                    | -                     | 147                           | -        | 139 357   | PORTUGAL                                |
| 440                | 2 183             | 564                    | -                     | -                             | -        | 46 073    | DARUNTER: LIS                           |
| 557                | 31 711            | 58                     | -                     | 147                           | -        | 90 352    | OPO                                     |
| 500                | 7 292             | 121                    | -                     | -                             | -        | 25 261    | MALTA                                   |
| 500                | 7 292             | 121                    | -                     | -                             | -        | 25 261    | DARUNTER: MLA                           |
| -                  | -                 | -                      | -                     | -                             | -        | 8         | GIBRALT(BRIT)                           |
| 69 847             | 25 628            | 5 808                  | -                     | 178                           | -        | 342 019   | SCHWEIZ                                 |
| 1 465              | 20 581            | 5 116                  | -                     | 178                           | -        | 102 772   | DARUNTER: ZRH                           |
| 107                | 4 603             | 537                    | -                     | -                             | -        | 38 570    | GVA                                     |
| 68 267             | 322               | 153                    | -                     | -                             | -        | 199 625   | BSL                                     |
| 2 490              | 12 528            | 2 450                  | 142                   | 280                           | -        | 275 416   | OESTERREICH                             |
| 1 253              | 12 212            | 2 220                  | 127                   | 280                           | -        | 132 386   | DARUNTER: VIE                           |
| 389                | -                 | -                      | -                     | -                             | -        | 135 710   | LNZ                                     |
| 4 936              | 33 166            | 2 032                  | 29                    | 15                            | -        | 429 255   | ITALIEN                                 |
| 1 662              | 9 191             | 1 245                  | 3                     | -                             | -        | 109 445   | DARUNTER: ROM                           |
| 590                | 14 117            | 117                    | 26                    | 15                            | -        | 76 244    | MIL                                     |
| 14                 | 1 914             | 42                     | -                     | -                             | -        | 10 204    | VCE                                     |
| 498                | 2 305             | 172                    | -                     | -                             | -        | 10 681    | TRN                                     |
| 1 996              | 38                | 234                    | -                     | -                             | -        | 88 324    | GOA                                     |
| 83                 | 3 226             | 176                    | -                     | -                             | -        | 34 827    | NAP                                     |
| -                  | 135               | -                      | -                     | -                             | -        | 81 550    | *IT                                     |
| 4 780              | 36 382            | 1 466                  | -                     | 16                            | -        | 206 783   | GRIECHENLAND                            |
| 539                | 19 412            | 1 091                  | -                     | -                             | -        | 95 004    | DARUNTER: ATH                           |
| 4 241              | 16 970            | 375                    | -                     | 16                            | -        | 110 766   | SKG                                     |
| 5 200              | 44 851            | 29 730                 | 293                   | 2 450                         | -        | 521 140   | TUERKEI                                 |
| 149                | 2 743             | 22                     | -                     | -                             | -        | 22 084    | DARUNTER: ANK                           |
| 3 493              | 34 631            | 23 669                 | 41                    | 2 450                         | -        | 420 909   | IST                                     |
| 1 340              | 7 067             | 6 039                  | 252                   | -                             | -        | 72 048    | IZM                                     |
| 5                  | 1 947             | 45                     | -                     | -                             | -        | 11 904    | ZYPERN                                  |
| 1 950              | 7 910             | 231                    | 5                     | -                             | -        | 126 985   | JUGOSLAWIEN                             |
| 337                | 4 328             | 231                    | 5                     | -                             | -        | 98 346    | DARUNTER: BEG                           |
| 1 484              | 1 305             | -                      | -                     | -                             | -        | 18 504    | ZAG                                     |
| 721                | 2 335             | 278                    | 49                    | 1                             | -        | 30 665    | UNGARN                                  |
| 721                | 2 335             | 278                    | 49                    | 1                             | -        | 30 665    | DARUNTER: BUD                           |
| -                  | 541               | 287                    | -                     | -                             | 50       | 83        | ALBANIEN                                |
| -                  | 541               | 230                    | -                     | -                             | -        | 11 356    | TSCHECHOSLOW                            |
| -                  | 45                | -                      | -                     | -                             | -        | 11 052    | DARUNTER: PRG                           |
| 237                | 13 250            | 9                      | -                     | -                             | -        | 5 697     | RUMAENIEN                               |
| 237                | 13 250            | 9                      | -                     | -                             | -        | 25 518    | BULGARIEN                               |
| 20                 | 255               | 119                    | -                     | -                             | -        | 25 518    | DARUNTER: SOF                           |
| 20                 | 254               | 119                    | -                     | -                             | -        | 19 703    | POLEN                                   |
| 1 252              | 480               | -                      | -                     | -                             | -        | 18 646    | DARUNTER: WAW                           |
| 1 252              | 480               | -                      | -                     | -                             | -        | 97 469    | SOWJETUNION                             |
| -                  | -                 | -                      | -                     | -                             | -        | 92 530    | DARUNTER: MOW                           |
| 189 913            | 444 393           | 129 350                | 66 981                | 5 385                         | 239      | 6 180 587 | E U R O P A                             |
| 103 030            | 313 701           | 87 824                 | 66 353                | 2 434                         | 135      | 4 364 415 | DARUNTER: EG-LAENDER                    |
| 553                | 10 462            | 423                    | 1 280                 | 480                           | 1 195    | 131 202   | AEGYPTEN                                |
| 553                | 10 462            | 423                    | 1 280                 | 480                           | 1 195    | 131 153   | DARUNTER: CAI                           |
| -                  | 1                 | -                      | -                     | -                             | -        | 10 633    | LIBYEN                                  |
| -                  | 1                 | -                      | -                     | -                             | -        | 10 633    | DARUNTER: TIP                           |
| 218                | 1 443             | 220                    | 889                   | -                             | -        | 82 345    | TUNESIEN                                |

6 GÜETERVERKEHR  
 6. 2 VERFLECHTUNG IM VERKEHR  
 6. 2. 4 EMPFANG

| VON HERKUNFTSLAND<br>BZW. --- FLUGPLATZ | NACH ENDZIEL     |                   |                 |                      |                     |                    |                    |
|---|------------------|-------------------|-----------------|----------------------|---------------------|--------------------|--------------------|
|   | HAMBURG<br>(HAM) | HANNOVER<br>(HAJ) | BREMEN<br>(BRE) | DUESSELDORF<br>(DUS) | KOELN/BONN<br>(CGN) | FRANKFURT<br>(FRA) | STUTTGART<br>(STR) |
| <b>EMPFANG</b>                          |                  |                   |                 |                      |                     |                    |                    |
| <b>INSGESAMT</b>                        |                  |                   |                 |                      |                     |                    |                    |
| DARUNTER: TUN                           | 335              | 266               | 1 692           | 5 155                | 1 104               | 36 893             | 8 702              |
| MIR                                     | 65               | 67                | 1 650           | 1 406                | -                   | 14 335             | 5 887              |
| ALGERIEN                                | 401              | -                 | 7               | -                    | 226                 | 2 805              | -                  |
| MAROKKO                                 | 2 937            | 1 210             | 35              | 7 439                | 418                 | 30 195             | 331                |
| DARUNTER: CAS                           | 1 221            | 20                | 14              | 3 213                | 231                 | 19 517             | 265                |
| TNG                                     | 361              | -                 | -               | 3 962                | -                   | 7 224              | 34                 |
| MAURETANIEN                             | -                | -                 | -               | -                    | -                   | 458                | -                  |
| MALI                                    | -                | -                 | -               | 84                   | -                   | -                  | -                  |
| KAP VERDE                               | 18               | -                 | -               | -                    | -                   | -                  | -                  |
| SENEGAL                                 | 521              | -                 | 67              | 337                  | 40                  | 8 639              | -                  |
| GAMBIA                                  | 16               | -                 | -               | 35                   | -                   | 108                | -                  |
| GUINEA-BISSAU                           | -                | -                 | -               | -                    | -                   | -                  | -                  |
| GUINEA                                  | -                | -                 | -               | 124                  | 116                 | 264                | -                  |
| SIERRA LEONE                            | 9                | -                 | -               | 58                   | 12                  | 70                 | -                  |
| ELFENB. KÜESTE                          | 960              | -                 | -               | -                    | 573                 | 6 888              | 170                |
| BURKINA FASO                            | -                | -                 | -               | -                    | 10                  | -                  | 120                |
| NIGER                                   | -                | -                 | -               | 15                   | -                   | 617                | -                  |
| TSCHAD                                  | -                | -                 | -               | 6                    | -                   | 80                 | -                  |
| GHANA                                   | 379              | 2                 | 150             | 51 173               | 120                 | 2 297              | -                  |
| DARUNTER: ACC                           | 379              | 2                 | 150             | 51 173               | 120                 | 2 297              | -                  |
| TOGO                                    | 1 384            | -                 | -               | 336                  | -                   | 249                | -                  |
| BENIN                                   | -                | -                 | -               | 10                   | -                   | 46                 | 194                |
| NIGERIA                                 | 2 829            | 450               | 271             | 762                  | 713                 | 14 288             | 2 420              |
| DARUNTER: LOS                           | 2 804            | 450               | 271             | 762                  | 713                 | 14 288             | 2 420              |
| KAMERUN                                 | -                | -                 | -               | 1 063                | 199                 | 7 133              | 105                |
| ZENT. AFR. REP.                         | -                | -                 | -               | 5                    | -                   | 171                | -                  |
| GABUN                                   | 7                | -                 | 9               | -                    | -                   | 233                | -                  |
| KONGO                                   | -                | -                 | -               | -                    | 81                  | 143                | -                  |
| ZAIRE                                   | 105              | 6                 | 191             | 3 860                | 139                 | 3 974              | 4                  |
| ANGOLA                                  | -                | -                 | 2 952           | -                    | -                   | -                  | -                  |
| SUDAN                                   | -                | 754               | 13              | 7                    | 112                 | 16 413             | -                  |
| DARUNTER: KRT                           | -                | 754               | 13              | 7                    | 112                 | 16 322             | -                  |
| DSCHIBUTI                               | -                | -                 | -               | -                    | -                   | 18                 | -                  |
| ÄTHIOPIEN                               | 38               | 1 181             | -               | -                    | -                   | 146                | 77                 |
| DARUNTER: ADD                           | 38               | 1 181             | -               | -                    | -                   | 146                | 77                 |
| SOMALIA                                 | -                | -                 | -               | -                    | 16                  | 1 451              | -                  |
| UGANDA                                  | -                | -                 | 5               | -                    | -                   | -                  | -                  |
| KENIA                                   | 22 848           | 351               | 295             | 1 506                | 8 008               | 325 976            | 528                |
| DARUNTER: NBO                           | 22 848           | 197               | 15              | 1 501                | 8 008               | 324 761            | 528                |
| RUANDA                                  | 80               | -                 | -               | -                    | -                   | 11                 | -                  |
| BURUNDI                                 | -                | -                 | -               | 14                   | -                   | 518                | -                  |
| TANSANIA                                | 188              | -                 | 10              | 587                  | 139                 | 1 480              | -                  |
| SAMBIA                                  | -                | -                 | 75              | 6                    | 68                  | 1 502              | 297                |
| MALAWI                                  | 91               | -                 | 81              | 62                   | 51                  | 422                | -                  |
| SIMBABWE                                | 2 363            | 445               | 117             | 662                  | 50 732              | 10 024             | 354                |
| DARUNTER: HRE                           | 1 219            | 445               | 117             | 662                  | 50 732              | 9 831              | -                  |
| BOTSUANA                                | -                | -                 | -               | -                    | -                   | 140                | 207                |
| NAMIBIA                                 | 183              | -                 | 37              | -                    | 78                  | 44 655             | -                  |
| DARUNTER: WDH                           | 183              | -                 | 37              | -                    | 78                  | 44 655             | -                  |
| MOSAMBIK                                | -                | -                 | -               | -                    | 28                  | 40                 | 26                 |
| MADAGASKAR                              | 50               | -                 | 116             | -                    | -                   | 881                | -                  |
| KOMOREN                                 | -                | -                 | -               | -                    | -                   | -                  | 40                 |
| SESHELLEN                               | -                | -                 | -               | -                    | -                   | 310                | -                  |
| REUNION (FR)                            | 4                | -                 | -               | -                    | -                   | -                  | -                  |
| MAURITIUS                               | 3 405            | -                 | -               | 5 348                | -                   | 21 190             | 10 423             |
| DARUNTER: MRU                           | 3 405            | -                 | -               | 5 348                | -                   | 21 190             | 10 423             |
| SUEDAFRIKA                              | 13 316           | 1 618             | 1 275           | 8 967                | 3 360               | 236 903            | 23 645             |
| DARUNTER: JNB                           | 7 404            | 514               | 859             | 2 134                | 2 973               | 198 328            | 22 625             |
| CPT                                     | 2 958            | 81                | 3               | 6 680                | 64                  | 29 128             | 966                |
| <b>A F R I K A</b>                      | <b>61 800</b>    | <b>11 738</b>     | <b>9 177</b>    | <b>98 306</b>        | <b>67 340</b>       | <b>908 879</b>     | <b>69 348</b>      |
| <b>KANADA</b>                           |                  |                   |                 |                      |                     |                    |                    |
| DARUNTER: YUL                           | 51 803           | 15 515            | 22 058          | 52 697               | 5 423               | 1 194 179          | 9 293              |
| YZY                                     | 3 579            | 1 104             | 308             | 4 141                | 1 040               | 86 478             | 934                |
| YEG                                     | 17 345           | 5 980             | 21 547          | 29 763               | 3 287               | 691 059            | 7 661              |
| YVR                                     | -                | 20                | 3               | 40                   | -                   | 57 155             | 8                  |
| YYC                                     | 26 233           | 8 343             | 64              | 18 722               | 912                 | 262 182            | 399                |
| USA                                     | 30               | 68                | -               | 17                   | -                   | 94 837             | 108                |
| DARUNTER: NYC                           | 348 120          | 148 837           | 39 152          | 696 251              | 1 003 090           | 6 351 371          | 479 582            |
| CHI                                     | 152 650          | 32 645            | 5 606           | 150 618              | 910 918             | 1 447 001          | 125 380            |
| BOS                                     | 35 065           | 37 928            | 6 729           | 215 622              | 20 785              | 847 070            | 68 465             |
| PHL                                     | 22 347           | 6 674             | 1 883           | 12 141               | 3 216               | 317 019            | 34 670             |
| DCA                                     | 4 480            | 9 382             | 2 591           | 7 318                | 6 917               | 193 986            | 16 771             |
| DET                                     | 2 176            | 3 325             | 864             | 3 168                | 18 959              | 182 763            | 29 668             |
| PIT                                     | 306              | -                 | 240             | 1 459                | 922                 | 27 658             | 158                |
| CVG                                     | 1 352            | 754               | 642             | 1 935                | 1 143               | 19 718             | 152                |
| MFI                                     | 357              | 1 276             | -               | 5 993                | -                   | 16 089             | -                  |
| ATL                                     | 674              | -                 | 72              | -                    | -                   | 381 859            | 51                 |
| CLT                                     | 20 911           | 5 442             | 368             | 29 437               | 6 122               | 548 084            | 35 771             |
| MTA                                     | 1 544            | 4 541             | 237             | 21 537               | 560                 | 68 793             | 42 867             |
| SJU                                     | 12 880           | 655               | 3 473           | 78 458               | 10 632              | 218 947            | 12 135             |
| ORL                                     | 839              | 100               | -               | 2 867                | 5 439               | 40 408             | 6 685              |
| MSP                                     | 461              | -                 | -               | 67                   | 24                  | 29 757             | 486                |
| DAL                                     | 2 334            | 12                | -               | 333                  | 535                 | 68 735             | 2 861              |
| HOU                                     | 8 435            | 5 384             | 1 353           | 8 736                | 1 233               | 345 793            | 11 442             |
| SAT                                     | 8 117            | 19 891            | 1 261           | 21 100               | 1 779               | 282 026            | 2 873              |
| SEA                                     | 742              | 103               | 41              | 140                  | 171                 | 36 800             | 56                 |
| PDX                                     | 11 089           | 490               | 67              | 929                  | 166                 | 13 476             | 7 440              |
| SLC                                     | -                | -                 | 189             | 275                  | 236                 | 12 709             | 404                |
| SFO                                     | 206              | 193               | -               | -                    | 78                  | 20 467             | 27                 |
| LAX                                     | 10 021           | 10 913            | 1 437           | 6 052                | 4 830               | 355 734            | 13 865             |
| DEN                                     | 45 292           | 7 970             | 11 685          | 113 332              | 3 730               | 776 583            | 44 290             |
| PHX                                     | 1 025            | 39                | -               | 4 946                | 53                  | 14 753             | 3 508              |
|   | 263              | 105               | -               | 557                  | -                   | 16 578             | 15 715             |

AUGUST 1990

MIT GEBIETEN AUSSERHALB DES BUNDESGBIETES

IN KILOGRAMM

| FLUGPLATZ          |                   |                        |                       |                              |          |            | VON HERKUNFTSLAND  |
|--------------------|-------------------|------------------------|-----------------------|------------------------------|----------|------------|--------------------|
| NUERNBERG<br>(NUE) | MUENCHEN<br>(MUC) | BERLIN (WEST)<br>(BER) | SAARBRUECKEN<br>(SCN) | MUENSTER/<br>OSNABRUECK(FMO) | SONSTIGE | INSGESAMT  | BZW. --- FLUGPLATZ |
| 218                | 1 280             | 80                     | 828                   | -                            | -        | 56 553     | EMPFANG            |
| -                  | 2                 | 78                     | 61                    | -                            | -        | 23 753     | INSGESAMT          |
| -                  | 1 322             | 129                    | -                     | -                            | -        | 4 890      | DARUNTER:TUN       |
| 87                 | 6 139             | 3 506                  | -                     | 28                           | -        | 52 325     | MIR                |
| 87                 | 5 492             | 2 526                  | -                     | -                            | -        | 32 586     | ALGERIEN           |
| -                  | -                 | 260                    | -                     | 28                           | -        | 11 869     | MAROKKO            |
| -                  | -                 | -                      | -                     | -                            | -        | 458        | DARUNTER: CAS      |
| -                  | -                 | 41                     | -                     | -                            | -        | 125        | TNG                |
| -                  | -                 | 15                     | -                     | -                            | -        | 9 649      | MAURETANIEN        |
| -                  | 45                | -                      | -                     | -                            | -        | 159        | MALI               |
| -                  | -                 | -                      | -                     | -                            | -        | 171        | KAP VERDE          |
| -                  | -                 | 171                    | -                     | -                            | -        | 504        | SENEGAL            |
| -                  | -                 | -                      | -                     | -                            | -        | 166        | GAMBIA             |
| -                  | 17                | -                      | -                     | -                            | -        | 9 010      | GUINEA-BISSAU      |
| -                  | -                 | 419                    | -                     | -                            | -        | 1 346      | SIERRA LEONE       |
| -                  | 830               | 386                    | -                     | -                            | -        | 742        | ELFENB. KUESTE     |
| -                  | 110               | -                      | -                     | -                            | -        | 156        | BURKINA FASO       |
| -                  | -                 | 70                     | -                     | -                            | -        | 54 627     | NIGER              |
| -                  | 500               | 6                      | -                     | -                            | -        | 54 627     | TSCHAD             |
| -                  | 500               | 6                      | -                     | -                            | -        | 2 769      | GHANA              |
| -                  | 800               | -                      | -                     | -                            | -        | 284        | DARUNTER: ACC      |
| -                  | 34                | -                      | -                     | -                            | -        | 24 625     | TOGO               |
| 34                 | 2 843             | 15                     | -                     | -                            | -        | 23 865     | BENIN              |
| 34                 | 2 108             | 15                     | -                     | -                            | -        | 8 882      | NIGERIA            |
| -                  | 152               | 230                    | -                     | -                            | -        | 279        | DARUNTER: LOS      |
| -                  | -                 | 103                    | -                     | -                            | -        | 439        | KAMERUN            |
| -                  | 174               | -                      | -                     | -                            | -        | 224        | ZENT. AFR. REP.    |
| -                  | -                 | -                      | -                     | -                            | -        | 8 353      | GABUN              |
| -                  | 74                | -                      | -                     | -                            | -        | 2 952      | KONGO              |
| -                  | -                 | 56                     | -                     | -                            | -        | 17 355     | ZAIRE              |
| -                  | -                 | 56                     | -                     | -                            | -        | 17 264     | ANGOLA             |
| -                  | 40                | -                      | -                     | -                            | -        | 30 703     | SUDAN              |
| -                  | -                 | 950                    | -                     | -                            | -        | 30 703     | DARUNTER: KRT      |
| -                  | -                 | 950                    | -                     | -                            | -        | 1 467      | DSCHIBUTI          |
| -                  | 82                | -                      | -                     | -                            | -        | 87         | AETHIOPIEN         |
| 859                | 14 219            | 4 489                  | -                     | -                            | -        | 379 079    | DARUNTER: ADD      |
| 1                  | 14 219            | 4 489                  | -                     | -                            | -        | 91         | SOMALIA            |
| -                  | -                 | -                      | -                     | -                            | -        | 532        | UGANDA             |
| -                  | -                 | -                      | -                     | -                            | -        | 376 567    | KENIA              |
| -                  | -                 | -                      | -                     | -                            | -        | 91         | DARUNTER: NBO      |
| -                  | -                 | -                      | -                     | -                            | -        | 3 435      | RUANDA             |
| -                  | 218               | 813                    | -                     | -                            | -        | 1 948      | BURUNDI            |
| -                  | -                 | -                      | -                     | -                            | -        | 730        | TANSANIA           |
| -                  | 23                | -                      | -                     | -                            | -        | 66 210     | SAMBIA             |
| -                  | 1 314             | 199                    | -                     | -                            | -        | 64 519     | MALAWI             |
| -                  | 1 314             | 199                    | -                     | -                            | -        | 846        | SIMBABWE           |
| -                  | 493               | -                      | -                     | -                            | -        | 45 116     | DARUNTER: HRE      |
| -                  | 68                | 95                     | -                     | -                            | -        | 45 116     | BOTSUANA           |
| -                  | 68                | 95                     | -                     | -                            | -        | 267        | NAMIBIA            |
| -                  | 173               | -                      | -                     | -                            | -        | 1 105      | DARUNTER: WDH      |
| -                  | -                 | 58                     | -                     | -                            | -        | 40         | MOSAMBIK           |
| -                  | -                 | -                      | -                     | -                            | -        | 310        | MADAGASKAR         |
| -                  | -                 | -                      | -                     | -                            | -        | 424        | KOMOREN            |
| -                  | 420               | -                      | -                     | -                            | -        | 52 323     | SESSELLEN          |
| 1 263              | 10 694            | -                      | -                     | -                            | -        | 52 323     | REUNION(FR)        |
| 1 263              | 10 694            | -                      | -                     | -                            | -        | 302 051    | MAURITIUS          |
| 2 543              | 9 562             | 781                    | 79                    | 2                            | -        | 244 648    | DARUNTER: MRU      |
| 1 161              | 8 084             | 485                    | 79                    | 2                            | -        | 41 051     | SUEDAFRIKA         |
| 75                 | 800               | 296                    | -                     | -                            | -        | -          | DARUNTER: JNB      |
| -                  | -                 | -                      | -                     | -                            | -        | -          | CPT                |
| 5 557              | 62 252            | 13 175                 | 2 248                 | 510                          | 1 195    | 1 311 525  | A F R I K A        |
| 10 218             | 33 493            | 1 305                  | 198                   | -                            | -        | 1 396 182  | KANADA             |
| 1 261              | 6 443             | 117                    | -                     | -                            | -        | 105 405    | DARUNTER: YUL      |
| 2 487              | 19 726            | 785                    | 198                   | -                            | -        | 799 838    | YYZ                |
| -                  | 254               | -                      | -                     | -                            | -        | 57 480     | YEG                |
| 6 470              | 4 189             | 403                    | -                     | -                            | -        | 327 917    | YVR                |
| -                  | 276               | -                      | -                     | -                            | -        | 95 336     | YYC                |
| 81 951             | 918 478           | 140 971                | 5 429                 | 1 137                        | -        | 10 214 369 | USA                |
| 18 583             | 190 732           | 62 023                 | 153                   | -                            | -        | 3 096 309  | DARUNTER: NYC      |
| 20 309             | 181 100           | 6 881                  | -                     | -                            | -        | 1 439 954  | CHI                |
| 9 625              | 61 782            | 9 066                  | -                     | 30                           | -        | 478 453    | BOS                |
| 3 725              | 9 673             | 1 744                  | -                     | -                            | -        | 256 587    | PHL                |
| 1 055              | 6 813             | 3 292                  | -                     | -                            | -        | 252 083    | DCA                |
| -                  | 5 771             | 1 059                  | -                     | -                            | -        | 37 573     | DET                |
| -                  | 247               | -                      | 3 504                 | -                            | -        | 29 447     | PIT                |
| -                  | -                 | 14                     | -                     | -                            | -        | 23 729     | CVG                |
| -                  | 726               | -                      | -                     | -                            | -        | 383 382    | *UI                |
| 5 400              | 53 979            | 534                    | -                     | 590                          | -        | 706 638    | ATL                |
| 1 646              | 7 919             | -                      | -                     | -                            | -        | 149 644    | CLT                |
| 958                | 16 103            | 40 507                 | -                     | -                            | -        | 394 748    | MIA                |
| 3 372              | 21 212            | -                      | -                     | -                            | -        | 80 922     | SJU                |
| -                  | 1 335             | -                      | -                     | -                            | -        | 32 130     | ORF                |
| -                  | 6 705             | 652                    | -                     | -                            | -        | 82 428     | MSP                |
| 552                | 23 112            | 393                    | -                     | -                            | -        | 406 433    | DAL                |
| 249                | 60 808            | 1 358                  | -                     | 428                          | -        | 399 890    | HOU                |
| -                  | 1 845             | 72                     | -                     | -                            | -        | 39 970     | SAT                |
| 217                | 8 167             | 275                    | -                     | -                            | -        | 42 316     | SEA                |
| -                  | 2 604             | 20                     | -                     | -                            | -        | 16 437     | PDX                |
| 64                 | 3 153             | -                      | -                     | -                            | -        | 24 188     | SLC                |
| 6 251              | 62 608            | 3 058                  | -                     | -                            | -        | 474 769    | SFO                |
| 8 182              | 170 378           | 7 498                  | 1 666                 | 16                           | -        | 1 190 622  | LAX                |
| 157                | 626               | -                      | -                     | -                            | -        | 25 107     | DEN                |
| -                  | 10 634            | 1                      | -                     | -                            | -        | 43 853     | PHX                |



6 GUETERVERKEHR  
 6.2 VERFLECHTUNG IM VERKEHR  
 6.2.4 EMPFANG

| VON HERKUNFTSLAND<br>BZW. --- FLUGPLATZ | NACH ENDZIEL     |                   |                 |                      |                     |                    |                    |
|---|------------------|-------------------|-----------------|----------------------|---------------------|--------------------|--------------------|
|   | HAMBURG<br>(HAM) | HANNOVER<br>(HAJ) | BREMEN<br>(BRE) | DUESSELDORF<br>(DUS) | KOELN/BONN<br>(CGN) | FRANKFURT<br>(FRA) | STUTTGART<br>(STR) |
| <b>EMPFANG</b>                          |                  |                   |                 |                      |                     |                    |                    |
| <b>INSGESAMT</b>                        |                  |                   |                 |                      |                     |                    |                    |
| BERMUDA (BRIT) .....                    | -                | -                 | -               | -                    | -                   | 830                | -                  |
| MEXIKO .....                            | 7 217            | 7 166             | 442             | 2 680                | 3 033               | 123 435            | 6 352              |
| DARUNTER: MEX .....                     | 7 217            | 7 166             | 442             | 2 680                | 2 910               | 118 863            | 6 283              |
| GUATEMALA .....                         | 740              | 790               | -               | 679                  | 493                 | 6 401              | 40                 |
| BELIZE .....                            | -                | -                 | -               | -                    | -                   | 351                | -                  |
| HONDURAS .....                          | -                | -                 | -               | -                    | -                   | 396                | -                  |
| EL SALVADOR .....                       | -                | 79                | -               | -                    | 82                  | 2 135              | -                  |
| NICARAGUA .....                         | -                | -                 | -               | -                    | -                   | 300                | -                  |
| COSTA RICA .....                        | 958              | -                 | -               | 4 578                | 53                  | 6 661              | 136                |
| DARUNTER: SJO .....                     | 958              | -                 | -               | 4 578                | 53                  | 6 661              | 136                |
| PANAMA .....                            | 152              | -                 | -               | -                    | -                   | 588                | -                  |
| KUBA .....                              | 1                | 88                | -               | -                    | 93                  | 2 031              | -                  |
| JAMAICA .....                           | 58               | -                 | -               | 72                   | 9                   | 388                | -                  |
| HAITI .....                             | 35               | -                 | -               | -                    | -                   | -                  | -                  |
| DOMINIK. REP. ....                      | -                | -                 | -               | -                    | -                   | 19                 | 49                 |
| GUADELOUPE (FR) ..                      | 180              | -                 | 2               | -                    | -                   | 260                | -                  |
| BARBADOS .....                          | -                | -                 | -               | -                    | -                   | 1 045              | 142                |
| TRINID. U. TOB. ....                    | -                | -                 | -               | -                    | -                   | 520                | -                  |
| NIED. ANTILLEN .....                    | 585              | -                 | -               | 17                   | -                   | 42                 | 35                 |
| ST. LUCIA .....                         | -                | -                 | -               | -                    | -                   | 4 527              | -                  |
| SONST. WESTIN. ....                     | 45               | 453               | -               | 29                   | -                   | -                  | -                  |
| KOLUMBIEN .....                         | 12 451           | 534               | 1 727           | 4 515                | 239                 | 219 654            | 156                |
| DARUNTER: BOG .....                     | 12 383           | 534               | 1 724           | 4 472                | 239                 | 215 673            | 128                |
| VENEZUELA .....                         | 880              | -                 | -               | 76                   | 1 999               | 12 282             | 649                |
| DARUNTER: CCS .....                     | 880              | -                 | -               | 76                   | 1 999               | 12 282             | 649                |
| SURINAME .....                          | -                | -                 | -               | 452                  | -                   | -                  | -                  |
| GUAYANA (FR) .....                      | -                | -                 | -               | 85                   | -                   | -                  | -                  |
| BRASILIEN .....                         | 78 911           | 6 687             | 5 176           | 46 197               | 6 369               | 480 669            | 75 139             |
| DARUNTER: RIO .....                     | 12 518           | 1 360             | 119             | 1 456                | 298                 | 113 974            | 9 096              |
| SAO .....                               | 37 024           | 4 460             | 1 830           | 13 235               | 1 973               | 221 124            | 20 741             |
| POA .....                               | 25 006           | 463               | 2 804           | 31 175               | 3 777               | 101 651            | 45 094             |
| SSA .....                               | 307              | 404               | 16              | 4                    | -                   | 23 503             | -                  |
| *BR .....                               | 3 150            | -                 | 187             | 147                  | 102                 | 5 752              | 193                |
| ECUADOR .....                           | 3 219            | 4 213             | -               | 109                  | 52                  | 15 917             | 132                |
| DARUNTER: UIO .....                     | 3 167            | 2 641             | -               | 109                  | 52                  | 12 812             | 45                 |
| PERU .....                              | 2 331            | -                 | 40              | 1 375                | 713                 | 18 772             | 8                  |
| DARUNTER: LIM .....                     | 2 331            | -                 | 40              | 1 375                | 713                 | 18 772             | 8                  |
| BOLIVIEN .....                          | 312              | 15                | 43              | 2 075                | 1 123               | 6 720              | 2                  |
| DARUNTER: LPB .....                     | 312              | 15                | 43              | 2 075                | 1 123               | 6 705              | 2                  |
| PARAGUAY .....                          | 4 003            | -                 | 14              | -                    | -                   | 20 331             | -                  |
| DARUNTER: ASU .....                     | 4 003            | -                 | 14              | -                    | -                   | 20 331             | -                  |
| URUGUAY .....                           | 4 952            | -                 | -               | 5 714                | 1 400               | 89 883             | 162                |
| DARUNTER: MVD .....                     | 4 952            | -                 | -               | 5 714                | 1 400               | 89 883             | 162                |
| ARGENTINIEN .....                       | 11 063           | 1 614             | 527             | 712                  | 585                 | 29 838             | 15 014             |
| DARUNTER: BUE .....                     | 11 063           | 1 614             | 527             | 712                  | 585                 | 29 838             | 15 014             |
| CHILE .....                             | 3 116            | 180               | 56              | 702                  | 291                 | 92 227             | 838                |
| DARUNTER: SCL .....                     | 3 116            | 180               | 56              | 658                  | 291                 | 92 227             | 838                |
| <b>A M E R I K A</b> .....              | <b>531 132</b>   | <b>186 171</b>    | <b>69 237</b>   | <b>819 015</b>       | <b>1 025 157</b>    | <b>8 681 772</b>   | <b>587 729</b>     |
| LIBANON .....                           | 3 707            | 2                 | -               | 400                  | 25                  | 5 061              | 16                 |
| DARUNTER: BEY .....                     | 3 707            | 2                 | -               | 400                  | 25                  | 5 061              | 16                 |
| ISRAEL .....                            | 9 556            | 3 418             | 7 270           | 12 875               | 718 557             | 200 058            | 8 791              |
| DARUNTER: TLV .....                     | 9 556            | 3 418             | 7 270           | 12 875               | 718 557             | 200 058            | 8 791              |
| JORDANIEN .....                         | 1 295            | -                 | -               | 208                  | 1 831               | 16 740             | 6                  |
| DARUNTER: AMM .....                     | 1 295            | -                 | -               | 208                  | 1 831               | 16 740             | 6                  |
| SYRIEN .....                            | 5 199            | 20                | -               | 55                   | 619                 | 32 267             | -                  |
| DARUNTER: DAM .....                     | 5 199            | 20                | -               | 55                   | 619                 | 32 267             | -                  |
| IRAK .....                              | -                | -                 | -               | -                    | 22                  | -                  | -                  |
| IRAN .....                              | 76 270           | 916               | 956             | 3 896                | 5 149               | 404 359            | 4 329              |
| DARUNTER: THR .....                     | 76 270           | 731               | 956             | 3 896                | 5 149               | 404 359            | 4 329              |
| KUWEIT .....                            | -                | -                 | -               | 400                  | -                   | 2 622              | -                  |
| BAHRAIN .....                           | -                | -                 | 6               | 28 065               | 91                  | 33 690             | 233                |
| DARUNTER: BAH .....                     | -                | -                 | 6               | 28 065               | 91                  | 33 690             | 233                |
| KATAR .....                             | 933              | -                 | 47              | -                    | 55                  | 8 920              | 1 411              |
| DARUNTER: DOH .....                     | 933              | -                 | 47              | -                    | 55                  | 8 920              | 1 411              |
| SAUDI-ARAB. ....                        | 8 569            | 2 520             | 1 057           | 2 597                | 1 100               | 61 096             | 3 270              |
| DARUNTER: JED .....                     | 2 738            | 243               | 124             | 378                  | 799                 | 24 805             | 1 298              |
| RUH .....                               | 5 491            | 2 277             | 312             | 2 073                | 185                 | 31 703             | 1 507              |
| JEM. ARAB. REP. ....                    | 174              | -                 | 3               | -                    | 144                 | 9 478              | -                  |
| DARUNTER: SAH .....                     | 174              | -                 | 3               | -                    | 144                 | 9 478              | -                  |
| JEMEN DEM. VR .....                     | -                | -                 | -               | -                    | -                   | 14                 | -                  |
| OMAN .....                              | 5                | -                 | 49              | 712                  | 121                 | 309                | 13                 |
| V. A. EMIRATE .....                     | 79 738           | 2 487             | 9 156           | 59 458               | 5 138               | 787 065            | 15 169             |
| DARUNTER: SHJ .....                     | 9 538            | -                 | -               | 35 428               | -                   | 35 340             | -                  |
| DXB .....                               | 56 660           | 2 487             | 9 156           | 20 376               | 3 535               | 711 157            | 7 031              |
| AUH .....                               | 13 540           | -                 | -               | 3 654                | 1 603               | 36 808             | 8 138              |
| PAKISTAN .....                          | 41 391           | 17 123            | 6 360           | 47 532               | 11 332              | 373 376            | 32 105             |
| DARUNTER: KHI .....                     | 24 333           | 13 909            | 3 395           | 32 789               | 6 315               | 263 993            | 20 016             |
| ISB .....                               | 388              | -                 | 708             | 1 848                | 652                 | 62 823             | 3 864              |
| LHE .....                               | 14 008           | 3 182             | 2 257           | 10 708               | 4 011               | 37 805             | 7 046              |
| *PK .....                               | 2 662            | 32                | -               | 2 187                | 354                 | 7 865              | 1 179              |
| BANGLADESCH .....                       | 838              | -                 | 4               | 72                   | 37                  | 11 344             | 25                 |
| DARUNTER: DAC .....                     | 838              | -                 | 4               | 72                   | 37                  | 11 344             | 25                 |
| AFGHANISTAN .....                       | 11 629           | -                 | -               | 15                   | 66                  | 643                | -                  |
| DARUNTER: KBL .....                     | 11 629           | -                 | -               | 15                   | 66                  | 643                | -                  |
| INDIEN .....                            | 187 653          | 23 690            | 20 836          | 162 560              | 57 519              | 1 109 127          | 61 792             |
| DARUNTER: DEL .....                     | 104 605          | 7 440             | 6 066           | 44 564               | 28 635              | 723 439            | 33 485             |
| CCU .....                               | 7 170            | 532               | 234             | 6 537                | 358                 | 45 101             | 572                |
| BOM .....                               | 58 669           | 4 387             | 2 192           | 34 330               | 21 256              | 230 336            | 19 574             |
| MAA .....                               | 5 488            | 167               | 2 664           | 17 444               | 951                 | 26 883             | 2 244              |
| BLR .....                               | 8 196            | 11 138            | 9 635           | 55 904               | 4 827               | 64 180             | 5 160              |
| *IN .....                               | 3 525            | 26                | 45              | 3 781                | 1 492               | 19 128             | 357                |
| NEPAL .....                             | 1 463            | 630               | -               | 2 552                | 1 383               | 49 469             | 2 995              |

AUGUST 1990

MIT GEBIETEN AUSSERHALB DES BUNDESGBIETES

IN KILOGRAMM

FLUGPLATZ

VON HERKUNFTSLAND

-----  
 NUERNBERG (NUE) | MUENCHEN (MUC) | BERLIN (WEST) (BER) | SAARBRUECKEN (SCN) | MUENSTER/OSNABRUECK (FMO) | SONSTIGE | INSGESAMT | BZV. --- FLUGPLATZ  
 -----

EMPFANG

-----  
 INSGESAMT

| NUERNBERG (NUE) | MUENCHEN (MUC) | BERLIN (WEST) (BER) | SAARBRUECKEN (SCN) | MUENSTER/OSNABRUECK (FMO) | SONSTIGE | INSGESAMT  | BZV. --- FLUGPLATZ |
|-----------------|----------------|---------------------|--------------------|---------------------------|----------|------------|--------------------|
| -               | -              | -                   | -                  | -                         | -        | 830        | BERMUDA (BRIT)     |
| 2 685           | 1 385          | 1 022               | -                  | -                         | 321      | 155 738    | MEXIKO             |
| 2 685           | 1 385          | 1 022               | -                  | -                         | 321      | 150 974    | DARUNTER: MEX      |
| -               | 57             | -                   | -                  | -                         | -        | 9 200      | GUATEMALA          |
| -               | -              | -                   | -                  | -                         | -        | 351        | BELIZE             |
| -               | 30             | -                   | -                  | -                         | -        | 426        | HONDURAS           |
| -               | 14             | -                   | -                  | -                         | -        | 2 310      | EL SALVADOR        |
| -               | -              | -                   | -                  | -                         | -        | 300        | NICARAGUA          |
| -               | 1 637          | -                   | -                  | -                         | -        | 14 023     | COSTA RICA         |
| -               | 1 637          | -                   | -                  | -                         | -        | 14 023     | DARUNTER: SJO      |
| 989             | -              | 237                 | -                  | -                         | -        | 1 966      | PANAMA             |
| 324             | -              | -                   | -                  | -                         | -        | 2 537      | KUBA               |
| -               | -              | -                   | -                  | -                         | -        | 527        | JAMAICA            |
| -               | -              | -                   | -                  | -                         | -        | 35         | HAITI              |
| -               | -              | -                   | -                  | -                         | -        | 68         | DOMINIK. REP       |
| -               | 24             | -                   | -                  | -                         | -        | 466        | GUADELOUPE (FR)    |
| -               | 153            | -                   | -                  | -                         | -        | 1 340      | BARBADOS           |
| -               | -              | -                   | -                  | -                         | -        | 520        | TRINID. U. TOB.    |
| -               | -              | -                   | -                  | -                         | -        | 679        | NIED. ANTILLEN     |
| -               | -              | -                   | -                  | -                         | -        | 4 527      | ST. LUCIA          |
| -               | -              | -                   | -                  | -                         | -        | 527        | SONST. WESTIN.     |
| 253             | 4 256          | 496                 | -                  | -                         | -        | 244 281    | KOLUMBIEN          |
| 253             | 4 252          | 480                 | -                  | -                         | -        | 240 138    | DARUNTER: BOG      |
| 10              | 1 934          | 130                 | -                  | -                         | -        | 17 960     | VENEZUELA          |
| 10              | 1 934          | 130                 | -                  | -                         | -        | 17 960     | DARUNTER: CCS      |
| -               | -              | -                   | -                  | -                         | -        | 452        | SURINAME           |
| -               | 59             | -                   | -                  | -                         | -        | 144        | GUAYANA (FR)       |
| 4 478           | 28 264         | 2 933               | 13 342             | -                         | -        | 748 165    | BRASILIEN          |
| 865             | 2 574          | 274                 | -                  | -                         | -        | 142 534    | DARUNTER: RIO      |
| 3 305           | 22 397         | 52                  | 13 342             | -                         | -        | 339 483    | SAO                |
| 288             | 800            | 1 613               | -                  | -                         | -        | 212 671    | POA                |
| -               | -              | 4                   | -                  | -                         | -        | 24 238     | SSA                |
| 20              | 668            | 330                 | -                  | -                         | -        | 10 549     | *BR                |
| 5               | 625            | 1 224               | -                  | -                         | -        | 25 496     | ECUADOR            |
| 5               | 600            | 1 224               | -                  | -                         | -        | 20 655     | DARUNTER: UIO      |
| 708             | 763            | 2 153               | 39                 | -                         | -        | 26 902     | PERU               |
| 708             | 763            | 2 153               | 39                 | -                         | -        | 26 902     | DARUNTER: LIM      |
| -               | 447            | 1 612               | -                  | -                         | -        | 12 349     | BOLIVIEN           |
| -               | 447            | 1 612               | -                  | -                         | -        | 12 334     | DARUNTER: LPB      |
| 950             | -              | -                   | -                  | -                         | -        | 25 408     | PARAGUAY           |
| 950             | -              | -                   | -                  | -                         | -        | 25 408     | DARUNTER: ASU      |
| 150             | 244            | 1 348               | -                  | 31                        | -        | 103 884    | URUGUAY            |
| 150             | 244            | 1 348               | -                  | 31                        | -        | 103 884    | DARUNTER: MVD      |
| 18              | 128            | 16                  | -                  | -                         | -        | 59 515     | ARGENTINIEN        |
| 18              | 120            | 16                  | -                  | -                         | -        | 50 644     | DARUNTER: BUE      |
| 33              | 1 254          | 1 162               | -                  | -                         | -        | 99 859     | CHILE              |
| 33              | 1 254          | 1 162               | -                  | -                         | -        | 99 815     | DARUNTER: SCL      |
| 102 772         | 993 245        | 154 609             | 19 008             | 1 168                     | 321      | 13 171 336 | A M E R I K A      |
| 1 616           | 895            | 161                 | -                  | -                         | -        | 11 883     | LIBANON            |
| 1 616           | 895            | 161                 | -                  | -                         | -        | 11 883     | DARUNTER: BEY      |
| 2 308           | 70 939         | 751                 | 2                  | 1 231                     | -        | 1 035 756  | ISRAEL             |
| 2 308           | 70 939         | 751                 | 2                  | 1 231                     | -        | 1 035 756  | DARUNTER: TLV      |
| 1               | 51             | 903                 | -                  | -                         | -        | 21 035     | JORDANIEN          |
| 1               | 51             | 903                 | -                  | -                         | -        | 21 035     | DARUNTER: AMM      |
| 45              | 16 279         | 970                 | -                  | 19                        | -        | 55 473     | SYRIEN             |
| 45              | 16 279         | 970                 | -                  | 19                        | -        | 55 473     | DARUNTER: DAM      |
| -               | -              | -                   | -                  | -                         | -        | 22         | IRAK               |
| 217             | 3 732          | 361                 | -                  | -                         | -        | 500 185    | IRAN               |
| 217             | 3 732          | 361                 | -                  | -                         | -        | 500 000    | DARUNTER: THR      |
| -               | 1              | -                   | -                  | -                         | -        | 3 023      | KUWEIT             |
| -               | 83             | -                   | -                  | -                         | -        | 62 168     | BAHRAIN            |
| -               | 83             | -                   | -                  | -                         | -        | 62 168     | DARUNTER: BAH      |
| -               | -              | -                   | -                  | -                         | -        | 11 366     | KATAR              |
| 2 983           | 5 568          | 738                 | 64                 | -                         | -        | 89 562     | DARUNTER: DOH      |
| 2 738           | 1 432          | 738                 | 64                 | -                         | -        | 35 357     | SAUDI-ARAB.        |
| 220             | 2 811          | -                   | -                  | -                         | -        | 46 579     | DARUNTER: JED      |
| 3               | 360            | 56                  | -                  | -                         | -        | 10 218     | RUH                |
| 3               | 360            | 56                  | -                  | -                         | -        | 10 218     | JEM. ARAB. REP.    |
| -               | -              | -                   | -                  | -                         | -        | 14         | DARUNTER: SAH      |
| -               | 584            | -                   | -                  | -                         | -        | 1 793      | JEMEN DEM. VR      |
| 1 764           | 14 036         | 3 248               | -                  | 178                       | -        | 977 437    | OMAN               |
| -               | 158            | -                   | -                  | -                         | -        | 80 464     | V. A. EMIRATE      |
| 1 764           | 13 684         | 3 072               | -                  | 178                       | -        | 829 100    | DARUNTER: SHJ      |
| -               | 194            | 176                 | -                  | -                         | -        | 64 113     | DXB                |
| 6 487           | 20 972         | 8 777               | 300                | 62                        | -        | 565 817    | AUH                |
| 4 395           | 16 602         | 8 211               | 300                | 11                        | -        | 394 269    | PAKISTAN           |
| 645             | 2 915          | 27                  | -                  | 51                        | -        | 73 921     | DARUNTER: KHI      |
| 422             | 1 157          | 433                 | -                  | -                         | -        | 81 029     | ISB                |
| 1 025           | 293            | 106                 | -                  | -                         | -        | 15 703     | LHE                |
| -               | -              | 15                  | -                  | -                         | -        | 12 335     | *PK                |
| -               | -              | 15                  | -                  | -                         | -        | 12 335     | BANGLADESCH        |
| -               | -              | -                   | -                  | -                         | -        | 12 335     | DARUNTER: DAC      |
| -               | -              | -                   | -                  | -                         | -        | 12 353     | AFGHANISTAN        |
| -               | -              | -                   | -                  | -                         | -        | 12 353     | DARUNTER: KBL      |
| 32 330          | 71 308         | 14 576              | 5 193              | 2 394                     | 1        | 1 748 979  | INDIEN             |
| 26 478-         | 34 657         | 11 241              | 2 292              | 324                       | -        | 1 023 286  | DARUNTER: DEL      |
| 66              | 3 451          | 372                 | -                  | -                         | -        | 64 393     | CCU                |
| 3 985           | 23 872         | 2 713               | 2 114              | 2 070                     | -        | 405 898    | BOM                |
| 404             | 4 378          | 29                  | 787                | -                         | -        | 61 439     | MAA                |
| 1 327           | 4 674          | 13                  | -                  | -                         | 1        | 165 055    | BLR                |
| 70              | 276            | 208                 | -                  | -                         | -        | 28 908     | *IN                |
| 317             | 759            | 790                 | -                  | -                         | -        | 60 358     | NEPAL              |

6 GÜTERVERKEHR  
-----  
6. 2 VERFLECHTUNG IM VERKEHR  
-----  
6. 2. 4 EMPFANG

| VON HERKUNFTSLAND<br>BZW. --- FLUGPLATZ | NACH ENDZIEL     |                   |                 |                      |                     |                    |                    |
|---|------------------|-------------------|-----------------|----------------------|---------------------|--------------------|--------------------|
|   | HAMBURG<br>(HAM) | HANNOVER<br>(HAJ) | BREMEN<br>(BRE) | DUESSELDORF<br>(DUS) | KOELN/BONN<br>(CGN) | FRANKFURT<br>(FRA) | STUTTGART<br>(STR) |
| <b>EMPFANG</b>                          |                  |                   |                 |                      |                     |                    |                    |
| <b>INSGESAMT</b>                        |                  |                   |                 |                      |                     |                    |                    |
| DARUNTER:KTM                            | 1 463            | 630               | -               | 2 552                | 1 383               | 49 469             | 2 995              |
| SRI LANKA                               | 4 618            | 159               | 25              | 547                  | 2 624               | 43 001             | 113                |
| DARUNTER:CMB                            | 4 618            | 159               | 25              | 547                  | 2 624               | 43 001             | 113                |
| MALEDIVEN                               | -                | -                 | -               | 231                  | 157                 | 935                | 35                 |
| BIRMA                                   | 17               | -                 | -               | -                    | 67                  | 9                  | -                  |
| THAILAND                                | 61 094           | 5 175             | 14 862          | 89 273               | 19 687              | 665 269            | 59 632             |
| DARUNTER:BKK                            | 61 068           | 5 175             | 14 862          | 89 273               | 19 687              | 658 391            | 59 632             |
| VIETNAM                                 | 100              | -                 | -               | 270                  | -                   | 87                 | -                  |
| MALAYSIA                                | 18 801           | 8 338             | 2 151           | 16 782               | 6 691               | 131 189            | 4 790              |
| DARUNTER:KUL                            | 14 694           | 745               | 878             | 12 264               | 6 681               | 100 591            | 1 415              |
| PEN                                     | 3 490            | 7 593             | 1 273           | 4 441                | 10                  | 29 052             | 2 856              |
| SINGAPUR                                | 25 416           | 8 801             | 22 207          | 35 298               | 19 703              | 322 023            | 10 746             |
| DARUNTER:SIN                            | 25 416           | 8 801             | 22 207          | 35 298               | 19 703              | 322 023            | 10 746             |
| BRUNEI                                  | 121              | -                 | -               | -                    | 19                  | 2 859              | -                  |
| INDONESIEN                              | 14 234           | 908               | 667             | 5 780                | 7 064               | 122 858            | 1 397              |
| DARUNTER:JKT                            | 11 987           | 18                | 73              | 2 073                | 4 396               | 104 973            | 524                |
| DPS                                     | 850              | 890               | 547             | 381                  | 2 645               | 13 524             | 859                |
| PHILIPPINEN                             | 5 792            | 4 217             | 359             | 18 756               | 18 937              | 152 542            | 14 457             |
| DARUNTER:MNL                            | 5 792            | 4 217             | 359             | 18 756               | 18 937              | 152 542            | 14 457             |
| HONGKONG (BRIT)                         | 297 212          | 49 718            | 107 902         | 151 988              | 72 084              | 1 650 472          | 122 407            |
| DARUNTER:HKG                            | 297 212          | 49 718            | 107 902         | 151 988              | 72 084              | 1 650 472          | 122 407            |
| TAIWAN                                  | 13 280           | 7 480             | 1 054           | 32 718               | 28 856              | 370 245            | 11 951             |
| DARUNTER:TPE                            | 12 383           | 6 575             | 1 054           | 17 467               | 28 570              | 369 841            | 11 065             |
| *TW                                     | 897              | 905               | -               | 15 251               | 286                 | 404                | 886                |
| JAPAN                                   | 152 920          | 20 910            | 8 002           | 214 867              | 30 546              | 1 419 223          | 65 320             |
| DARUNTER:TYO                            | 87 329           | 9 805             | 2 747           | 144 736              | 22 513              | 1 105 423          | 45 471             |
| OSA                                     | 64 098           | 10 673            | 4 653           | 54 819               | 7 717               | 302 702            | 17 796             |
| FUK                                     | 1 115            | 168               | -               | 9 843                | -                   | 2 031              | 54                 |
| *JP                                     | -                | -                 | 602             | 3 557                | 302                 | 8 979              | 1 967              |
| KOREA REP.                              | 51 485           | 11 594            | 16 896          | 66 526               | 28 917              | 564 574            | 36 602             |
| DARUNTER:SEL                            | 50 146           | 8 528             | 16 870          | 59 259               | 25 850              | 555 534            | 31 684             |
| PUS                                     | 1 339            | 3 066             | 26              | 7 267                | 2 407               | 9 040              | 4 918              |
| KOREA DEM. VR                           | 592              | -                 | -               | 559                  | -                   | 895                | 146                |
| CHINA                                   | 23 504           | 1 827             | 23 409          | 5 086                | 3 515               | 111 935            | 3 372              |
| DARUNTER:PEK                            | 15 156           | 1 209             | 21 623          | 3 134                | 3 451               | 104 143            | 1 030              |
| SHA                                     | 7 567            | 522               | 1 422           | 1 599                | 64                  | 4 956              | 75                 |
| <b>A S I E N</b>                        | <b>1 097 606</b> | <b>169 933</b>    | <b>243 278</b>  | <b>960 078</b>       | <b>1 042 056</b>    | <b>8 663 754</b>   | <b>461 123</b>     |
| AUSTRALIEN                              | 4 335            | 1 666             | 1 146           | 3 260                | 2 543               | 213 418            | 3 462              |
| DARUNTER:SYD                            | 1 724            | 1 383             | 888             | 2 258                | 1 476               | 61 332             | 1 421              |
| MEB                                     | 1 539            | 283               | 187             | 818                  | 790                 | 128 821            | 1 743              |
| PER                                     | 170              | -                 | 71              | -                    | 154                 | 13 236             | -                  |
| NEUSEELAND                              | 2 439            | 495               | 13              | 4 788                | 1 674               | 37 398             | 1 738              |
| DARUNTER:AKL                            | 1 882            | 255               | 13              | 418                  | 1 511               | 24 803             | 1 724              |
| CHC                                     | 392              | 240               | -               | 4 370                | 26                  | 12 520             | 14                 |
| MARIANEN                                | 236              | -                 | -               | -                    | -                   | -                  | -                  |
| FIDSCHI                                 | -                | -                 | -               | -                    | -                   | 1 377              | -                  |
| UEB. OZEANIEN                           | -                | -                 | -               | -                    | -                   | -                  | 40                 |
| NEUKALED. (FR)                          | -                | -                 | -               | -                    | -                   | -                  | -                  |
| PAPUA-NEUGUI                            | -                | 74                | -               | -                    | 45                  | 52                 | -                  |
| <b>AUSTRALIEN/OZEANIEN...</b>           | <b>7 010</b>     | <b>2 235</b>      | <b>1 159</b>    | <b>8 048</b>         | <b>4 262</b>        | <b>252 245</b>     | <b>5 240</b>       |
| <b>I N S G E S A M T ..</b>             | <b>2 025 271</b> | <b>556 904</b>    | <b>365 334</b>  | <b>2 345 602</b>     | <b>4 172 587</b>    | <b>20 573 971</b>  | <b>1 349 485</b>   |

AUGUST 1990

MIT GEBIETEN AUSSERHALB DES BUNDESGBIETES

IN KILOGRAMM

| FLUGPLATZ          |                   |                        |                       |                              |          |            | VON HERKUNFTSLAND   |
|--------------------|-------------------|------------------------|-----------------------|------------------------------|----------|------------|---------------------|
| NUERNBERG<br>(NUE) | MUENCHEN<br>(MUC) | BERLIN (WEST)<br>(BER) | SAARBRUECKEN<br>(SCN) | MUENSTER/<br>OSNABRUECK(FMO) | SONSTIGE | INSGESAMT  | BZW. --- FLUGPLATZ  |
|                    |                   |                        |                       |                              |          |            | EMPFANG             |
|                    |                   |                        |                       |                              |          |            | INSGESAMT           |
| 317                | 759               | 790                    | -                     | -                            | -        | 60 358     | DARUNTER:KTM        |
| 86                 | 4 033             | 308                    | -                     | -                            | -        | 55 514     | SRI LANKA           |
| 86                 | 4 033             | 308                    | -                     | -                            | -        | 55 514     | DARUNTER:CMB        |
| -                  | 342               | -                      | -                     | -                            | -        | 1 700      | MALEDIVEN           |
| -                  | -                 | -                      | -                     | -                            | -        | 93         | BIRMA               |
| 37 591             | 32 562            | 46 959                 | -                     | -                            | -        | 1 032 104  | THAILAND            |
| 37 591             | 32 562            | 46 959                 | -                     | -                            | -        | 1 025 200  | DARUNTER:BKK        |
| -                  | -                 | 42                     | -                     | -                            | -        | 499        | VIETNAM             |
| 20 472             | 11 722            | 3 701                  | -                     | -                            | -        | 224 637    | MALAYSIA            |
| 17 674             | 2 999             | 115                    | -                     | -                            | -        | 158 056    | DARUNTER:KUL        |
| 1 537              | 8 677             | 3 579                  | -                     | -                            | -        | 62 508     | PEN                 |
| 36 941             | 24 471            | 14 744                 | -                     | -                            | -        | 520 350    | SINGAPUR            |
| 36 941             | 24 471            | 14 744                 | -                     | -                            | -        | 520 350    | DARUNTER:SIN        |
| -                  | 50                | -                      | -                     | -                            | -        | 3 049      | BRUNEI              |
| 3 715              | 5 351             | 3 694                  | -                     | -                            | -        | 165 668    | INDONESIEN          |
| 2 311              | 1 981             | 482                    | -                     | -                            | -        | 128 818    | DARUNTER:JKT        |
| 1 404              | 3 204             | 2 980                  | -                     | -                            | -        | 27 284     | DPS                 |
| 9 376              | 44 920            | 715                    | -                     | 3 711                        | -        | 273 782    | PHILIPPINEN         |
| 9 376              | 44 920            | 715                    | -                     | 3 711                        | -        | 273 782    | DARUNTER:MNL        |
| 76 874             | 102 483           | 45 224                 | 644                   | 415                          | -        | 2 677 423  | HONGKONG (BRIT)     |
| 76 874             | 102 483           | 45 224                 | 644                   | 415                          | -        | 2 677 423  | DARUNTER:HKG        |
| 12 863             | 14 833            | 8 675                  | -                     | 1 303                        | -        | 503 258    | TAIWAN              |
| 12 861             | 14 368            | 7 724                  | -                     | 1 303                        | -        | 483 211    | DARUNTER:TPE        |
| 2                  | 465               | 951                    | -                     | -                            | -        | 20 047     | *TW                 |
| 53 710             | 83 910            | 11 765                 | 4 180                 | 187                          | -        | 2 065 540  | JAPAN               |
| 47 983             | 71 304            | 6 620                  | 207                   | 187                          | -        | 1 544 325  | DARUNTER:TYO        |
| 5 689              | 12 197            | 5 134                  | 3 972                 | -                            | -        | 489 450    | OSA                 |
| -                  | -                 | 11                     | 1                     | -                            | -        | 13 223     | FUK                 |
| 38                 | 303               | -                      | -                     | -                            | -        | 15 748     | *JP                 |
| 59 744             | 25 276            | 3 522                  | 58                    | 1 501                        | -        | 866 695    | KOREA REP.          |
| 49 711             | 23 925            | 3 522                  | 58                    | 1 501                        | -        | 826 588    | DARUNTER:SEL        |
| 10 033             | 1 351             | -                      | -                     | -                            | -        | 39 447     | PUS                 |
| -                  | -                 | -                      | -                     | -                            | -        | 2 192      | KOREA DEM. VR       |
| 15 290             | 4 248             | 3 848                  | -                     | -                            | -        | 196 034    | CHINA               |
| 14 338             | 3 079             | 3 585                  | -                     | -                            | -        | 170 748    | DARUNTER:PEK        |
| 136                | 1 169             | 263                    | -                     | -                            | -        | 17 773     | SHA                 |
| 374 733            | 559 768           | 174 543                | 10 441                | 11 001                       | 1        | 13 768 315 | A S I E N           |
| 1 921              | 5 988             | 594                    | 18                    | 45                           | -        | 238 396    | AUSTRALIEN          |
| 1 373              | 1 774             | 531                    | -                     | 45                           | -        | 74 205     | DARUNTER:SYD        |
| 471                | 2 990             | 4                      | -                     | -                            | -        | 137 646    | MEB                 |
| 76                 | 726               | -                      | -                     | -                            | -        | 14 433     | PER                 |
| 4                  | 161               | -                      | -                     | 47                           | -        | 48 757     | NEUSEELAND          |
| 4                  | 161               | -                      | -                     | -                            | -        | 30 771     | DARUNTER:AKL        |
| -                  | -                 | -                      | -                     | -                            | -        | 17 562     | CHC                 |
| -                  | -                 | -                      | -                     | -                            | -        | 236        | MARIANEN            |
| -                  | -                 | -                      | -                     | -                            | -        | 1 377      | FIDSCHI             |
| -                  | -                 | -                      | -                     | -                            | -        | 40         | UEB.OZEANIEN        |
| -                  | 138               | -                      | -                     | -                            | -        | 138        | NEUKALED.(FR)       |
| -                  | 317               | -                      | -                     | -                            | -        | 488        | PAPUA-NEUGUI        |
| 1 925              | 6 604             | 594                    | 18                    | 92                           | -        | 289 432    | AUSTRALIEN/OZEANIEN |
| 674 900            | 2 066 262         | 472 271                | 98 696                | 18 156                       | 1 756    | 34 721 195 | I N S G E S A M T   |

## 8 FLUGBEWEGUNGEN

## 8.1 VERFLECHTUNG IM VERKEHR

## 8.1.1. STARTS BZW.

| NACH STRECKENZIEL-<br>FLUGPLATZ | VON STRECKEN     |                   |                 |                      |                     |                    |                    |
|---------------------------------|------------------|-------------------|-----------------|----------------------|---------------------|--------------------|--------------------|
|                                 | HAMBURG<br>(HAM) | HANNOVER<br>(HAJ) | BREMEN<br>(BRE) | DUESSELDORF<br>(DUS) | KOELN/BONN<br>(CGN) | FRANKFURT<br>(FRA) | STUTTGART<br>(STR) |
| STARTS                          |                  |                   |                 |                      |                     |                    |                    |
| -----                           |                  |                   |                 |                      |                     |                    |                    |
| INSGESAMT                       |                  |                   |                 |                      |                     |                    |                    |
| HAMBURG .....                   | 125              | 87                | 41              | 243                  | 93                  | 464                | 216                |
| HANNOVER .....                  | 81               | 193               | 31              | 62                   | 102                 | 216                | 61                 |
| BREMEN .....                    | 2                | 10                | 130             | 26                   | 59                  | 180                | 52                 |
| DUESSELDORF .....               | 250              | 67                | 32              | -                    | 29                  | 292                | 216                |
| KOELN/BONN .....                | 118              | 103               | 76              | 28                   | 456                 | 160                | 104                |
| FRANKFURT .....                 | 484              | 213               | 174             | 272                  | 176                 | 2                  | 215                |
| STUTTGART .....                 | 202              | 55                | 57              | 199                  | 112                 | 214                | 669                |
| NUERNBERG .....                 | 71               | 54                | 44              | 104                  | 112                 | 238                | 34                 |
| MUENCHEN .....                  | 342              | 123               | 80              | 447                  | 314                 | 600                | 69                 |
| BERLIN (WEST) .....             | 395              | 282               | 164             | 374                  | 309                 | 729                | 314                |
| SAARBRUECKEN .....              | 30               | 3                 | 4               | -                    | 10                  | 106                | 1                  |
| MUENSTER/OSNABRUECK ..          | 3                | 2                 | 55              | 6                    | 4                   | 139                | 4                  |
| SONSTIGE FLUGPLAETZE ..         | 374              | -                 | 416             | 122                  | 447                 | 216                | 129                |
| BUNDESGBIET .....               | 2 477            | 1 192             | 1 304           | 1 883                | 2 223               | 3 556              | 2 084              |
| STARTS IM LINIENVERKEHR         |                  |                   |                 |                      |                     |                    |                    |
| -----                           |                  |                   |                 |                      |                     |                    |                    |
| (OHNE NURFRACHTER)              |                  |                   |                 |                      |                     |                    |                    |
| HAMBURG .....                   | -                | -                 | 1               | 218                  | 86                  | 432                | 204                |
| HANNOVER .....                  | 1                | -                 | 2               | 47                   | 73                  | 179                | 54                 |
| BREMEN .....                    | -                | 1                 | -               | 26                   | 52                  | 156                | 50                 |
| DUESSELDORF .....               | 218              | 46                | 26              | -                    | 2                   | 242                | 177                |
| KOELN/BONN .....                | 108              | 75                | 52              | 1                    | -                   | 124                | 73                 |
| FRANKFURT .....                 | 443              | 178               | 151             | 212                  | 116                 | -                  | 155                |
| STUTTGART .....                 | 194              | 50                | 49              | 190                  | 72                  | 156                | -                  |
| NUERNBERG .....                 | 64               | 50                | 27              | 101                  | 54                  | 183                | -                  |
| MUENCHEN .....                  | 290              | 112               | 77              | 349                  | 250                 | 491                | -                  |
| BERLIN (WEST) .....             | 392              | 255               | 163             | 373                  | 307                 | 697                | 310                |
| SAARBRUECKEN .....              | 29               | -                 | -               | -                    | -                   | 104                | -                  |
| MUENSTER/OSNABRUECK ..          | -                | -                 | 22              | -                    | -                   | 112                | -                  |
| SONSTIGE FLUGPLAETZE ..         | 185              | -                 | 137             | 122                  | 77                  | 215                | 73                 |
| BUNDESGBIET .....               | 1 924            | 767               | 707             | 1 639                | 1 089               | 3 091              | 1 096              |
| STARTS IM PAUSCHAL-             |                  |                   |                 |                      |                     |                    |                    |
| -----                           |                  |                   |                 |                      |                     |                    |                    |
| FLUGREISEVERKEHR                |                  |                   |                 |                      |                     |                    |                    |
| HAMBURG .....                   | -                | 34                | 3               | 9                    | 2                   | 3                  | 5                  |
| HANNOVER .....                  | 35               | -                 | 2               | 14                   | -                   | -                  | 1                  |
| BREMEN .....                    | 1                | 1                 | -               | -                    | 4                   | -                  | -                  |
| DUESSELDORF .....               | 30               | 11                | -               | -                    | 9                   | 26                 | 9                  |
| KOELN/BONN .....                | 2                | -                 | 4               | 11                   | -                   | -                  | 1                  |
| FRANKFURT .....                 | 3                | 6                 | -               | 42                   | 1                   | -                  | 24                 |
| STUTTGART .....                 | 5                | -                 | -               | 4                    | 2                   | 12                 | -                  |
| NUERNBERG .....                 | -                | -                 | -               | -                    | 8                   | -                  | 9                  |
| MUENCHEN .....                  | 26               | -                 | -               | 63                   | 4                   | 29                 | 25                 |
| BERLIN (WEST) .....             | -                | 4                 | -               | -                    | -                   | -                  | -                  |
| SAARBRUECKEN .....              | -                | -                 | 2               | -                    | 4                   | 2                  | -                  |
| MUENSTER/OSNABRUECK ..          | -                | -                 | 10              | -                    | -                   | 1                  | -                  |
| SONSTIGE FLUGPLAETZE ..         | -                | -                 | -               | -                    | -                   | -                  | -                  |
| BUNDESGBIET .....               | 102              | 56                | 21              | 143                  | 34                  | 73                 | 74                 |

AUGUST 1990

INNERHALB DES BUNDESGBIETES

LANDUNGEN

HERKUNFTSFLUGPLATZ

| HERKUNFTSFLUGPLATZ |                   |                        |                       |                               |          |          | NACH STRECKENZIEL-<br>FLUGPLATZ                                 |
|--------------------|-------------------|------------------------|-----------------------|-------------------------------|----------|----------|---|
| NUERNBERG<br>(NUE) | MUENCHEN<br>(MUC) | BERLIN (WEST)<br>(BER) | SAARBRUECKEN<br>(SCN) | MUENSTER/<br>OSNABRUECK (FMO) | SONSTIGE | INGESAMT |   |
|                    |                   |                        |                       |                               |          |          | STARTS<br>-----<br>INGESAMT<br>-----                            |
| 59                 | 321               | 393                    | 33                    | 5                             | 379      | 2 459    | HAMBURG   |
| 53                 | 115               | 283                    | 6                     | 3                             | -        | 1 206    | HANNOVER  |
| 42                 | 78                | 165                    | 12                    | 44                            | 440      | 1 240    | BREMEN  |
| 104                | 388               | 375                    | 3                     | 5                             | 127      | 1 888    | DUESSELDORF   |
| 115                | 255               | 314                    | 8                     | 12                            | 445      | 2 194    | KOELN/BONN  |
| 237                | 599               | 725                    | 106                   | 139                           | 218      | 3 560    | FRANKFURT   |
| 23                 | 38                | 307                    | 3                     | 7                             | 153      | 2 039    | STUTTGAERT  |
| 78                 | 82                | 144                    | 4                     | -                             | 131      | 1 096    | NUERNBERG   |
| 121                | 65                | 406                    | 25                    | 48                            | 508      | 3 148    | MUENCHEN  |
| 143                | 397               | -                      | 59                    | 61                            | 253      | 3 480    | BERLIN (WEST)   |
| 2                  | 23                | 60                     | 114                   | -                             | 60       | 413      | SAARBRUECKEN  |
| -                  | 43                | 59                     | -                     | 584                           | 121      | 1 020    | MUENSTER/OSNABRUECK   |
| 124                | 492               | 254                    | 53                    | 118                           | 362      | 3 107    | SONSTIGE FLUGPLAETZE  |
| 1 101              | 2 896             | 3 485                  | 426                   | 1 026                         | 3 197    | 26 850   | BUNDESGBIET   |
|                    |                   |                        |                       |                               |          |          | STARTS IM LINIENVERKEHR<br>-----<br>(OHNE NURFRACHTER)<br>----- |
| 59                 | 293               | 393                    | 31                    | -                             | 184      | 1 901    | HAMBURG   |
| 50                 | 106               | 257                    | -                     | -                             | -        | 769      | HANNOVER  |
| 27                 | 77                | 164                    | -                     | 20                            | 138      | 711      | BREMEN  |
| 102                | 328               | 374                    | -                     | -                             | 125      | 1 640    | DUESSELDORF   |
| 56                 | 220               | 309                    | -                     | -                             | 78       | 1 096    | KOELN/BONN  |
| 184                | 528               | 696                    | 104                   | 112                           | 215      | 3 094    | FRANKFURT   |
| 4                  | 4                 | 303                    | -                     | -                             | 73       | 1 095    | STUTTGAERT  |
| -                  | 30                | 142                    | -                     | -                             | 46       | 697      | NUERNBERG   |
| 27                 | -                 | 405                    | 23                    | 38                            | 105      | 2 167    | MUENCHEN  |
| 141                | 395               | -                      | 59                    | 61                            | 253      | 3 406    | BERLIN (WEST)   |
| -                  | 23                | 60                     | -                     | -                             | -        | 216      | SAARBRUECKEN  |
| -                  | 37                | 59                     | -                     | -                             | -        | 230      | MUENSTER/OSNABRUECK   |
| 46                 | 105               | 254                    | -                     | -                             | 362      | 1 576    | SONSTIGE FLUGPLAETZE  |
| 696                | 2 146             | 3 416                  | 217                   | 231                           | 1 579    | 18 598   | BUNDESGBIET   |
|                    |                   |                        |                       |                               |          |          | STARTS IM PAUSCHAL-<br>-----<br>FLUGREISEVERKEHR<br>-----       |
| -                  | 20                | -                      | -                     | -                             | -        | 76       | HAMBURG   |
| 1                  | 4                 | 4                      | -                     | -                             | -        | 61       | HANNOVER  |
| -                  | -                 | -                      | 2                     | -                             | -        | 8        | BREMEN  |
| -                  | 50                | -                      | -                     | -                             | -        | 135      | DUESSELDORF   |
| 9                  | 3                 | -                      | 4                     | 7                             | -        | 41       | KOELN/BONN  |
| 1                  | 34                | 1                      | 2                     | -                             | -        | 114      | FRANKFURT   |
| -                  | 20                | -                      | -                     | -                             | -        | 43       | STUTTGAERT  |
| -                  | 10                | -                      | 4                     | -                             | 1        | 32       | NUERNBERG   |
| 8                  | -                 | -                      | -                     | -                             | -        | 155      | MUENCHEN  |
| -                  | -                 | -                      | -                     | -                             | -        | 4        | BERLIN (WEST)   |
| -                  | -                 | -                      | -                     | -                             | -        | 8        | SAARBRUECKEN  |
| -                  | -                 | -                      | -                     | -                             | -        | 11       | MUENSTER/OSNABRUECK   |
| -                  | -                 | -                      | -                     | -                             | -        | -        | SONSTIGE FLUGPLAETZE  |
| 19                 | 141               | 5                      | 12                    | 7                             | 1        | 688      | BUNDESGBIET   |

8 FLUGBEWEGUNGEN  
8.1 VERFLECHTUNG IM VERKEHR  
8.1.2 STARTS

| NACH STRECKENZIEL-<br>FLUGPLATZ | VON STRECKEN     |                   |                 |                      |                     |                    |                    |
|---------------------------------|------------------|-------------------|-----------------|----------------------|---------------------|--------------------|--------------------|
|                                 | HAMBURG<br>(HAM) | HANNOVER<br>(HAJ) | BREMEN<br>(BRE) | DUESSELDORF<br>(DUS) | KOELN/BONN<br>(CGN) | FRANKFURT<br>(FRA) | STUTTGART<br>(STR) |
| <b>STARTS</b>                   |                  |                   |                 |                      |                     |                    |                    |
| <b>INSGESAMT</b>                |                  |                   |                 |                      |                     |                    |                    |
| SCHLESWIG-HOLSTEIN ...          | 308              | -                 | 22              | 22                   | 23                  | 24                 | 1                  |
| HELGOLAND .....                 | 91               | -                 | 19              | -                    | -                   | -                  | -                  |
| KIEL .....                      | 2                | -                 | 2               | -                    | 23                  | 23                 | -                  |
| LUEBECK .....                   | -                | -                 | -               | -                    | -                   | -                  | 1                  |
| WESTERLAND/SYLT .....           | 123              | -                 | -               | 22                   | -                   | 1                  | -                  |
| UEB. SCHLESW.-HOLST.            | 92               | -                 | 1               | -                    | -                   | -                  | -                  |
| BREMEN .....                    | 1                | -                 | 6               | -                    | -                   | -                  | -                  |
| BREMERHAVEN .....               | 1                | -                 | 6               | -                    | -                   | -                  | -                  |
| NIEDERSACHSEN .....             | 15               | -                 | 383             | 24                   | -                   | -                  | 3                  |
| BORKUM .....                    | -                | -                 | 18              | 24                   | -                   | -                  | -                  |
| BRAUNSCHWEIG .....              | -                | -                 | 1               | -                    | -                   | -                  | 1                  |
| EMDEN .....                     | -                | -                 | -               | -                    | -                   | -                  | 2                  |
| HARLE .....                     | -                | -                 | -               | -                    | -                   | -                  | -                  |
| JUIST .....                     | -                | -                 | 17              | -                    | -                   | -                  | -                  |
| NORDDEICH .....                 | -                | -                 | 41              | -                    | -                   | -                  | -                  |
| WANGEROOGE .....                | -                | -                 | 19              | -                    | -                   | -                  | -                  |
| NORDERNEY .....                 | -                | -                 | 23              | -                    | -                   | -                  | -                  |
| LANGEBOG .....                  | -                | -                 | -               | -                    | -                   | -                  | -                  |
| UEB. NIEDERSACHSEN ..           | 15               | -                 | 263             | -                    | -                   | -                  | -                  |
| NORDRHEIN-WESTFALEN ..          | 3                | -                 | 4               | -                    | 365                 | 46                 | 49                 |
| DORTMUND .....                  | 1                | -                 | -               | -                    | -                   | -                  | 24                 |
| PADERBORN-LIPPST. ..            | -                | -                 | -               | -                    | 1                   | 46                 | 22                 |
| SIEGERLAND .....                | -                | -                 | -               | -                    | -                   | -                  | -                  |
| UEB. NORDRH.-WESTF. ..          | 2                | -                 | 4               | -                    | 364                 | -                  | 3                  |
| HESSEN .....                    | -                | -                 | -               | -                    | -                   | -                  | 1                  |
| KASSEL .....                    | -                | -                 | -               | -                    | -                   | -                  | 1                  |
| UEB. HESSEN .....               | -                | -                 | -               | -                    | -                   | -                  | -                  |
| RHEINLAND-PFALZ .....           | -                | -                 | -               | -                    | -                   | -                  | -                  |
| KOBLENZ .....                   | -                | -                 | -               | -                    | -                   | -                  | -                  |
| UEB. RHEINL.-PFALZ ..           | -                | -                 | -               | -                    | -                   | -                  | -                  |
| BADEN-WUERTTEMBERG ...          | -                | -                 | 1               | -                    | 55                  | 50                 | 73                 |
| FREIBURG .....                  | -                | -                 | -               | -                    | -                   | -                  | 1                  |
| FRIEDRICHSHAFEN .....           | -                | -                 | 1               | -                    | 55                  | 50                 | 35                 |
| KARLSRUHE .....                 | -                | -                 | -               | -                    | -                   | -                  | 3                  |
| MANNHEIM .....                  | -                | -                 | -               | -                    | -                   | -                  | 1                  |
| UEB. BADEN-WUERTT. ...          | -                | -                 | -               | -                    | -                   | -                  | 33                 |
| BAYERN .....                    | 47               | -                 | -               | 76                   | 4                   | 96                 | 2                  |
| AUGSBURG .....                  | 47               | -                 | -               | 76                   | 2                   | -                  | -                  |
| BAYREUTH .....                  | -                | -                 | -               | -                    | 1                   | 96                 | -                  |
| HOF .....                       | -                | -                 | -               | -                    | -                   | -                  | -                  |
| OBERPFAFFENHOFEN ..             | -                | -                 | -               | -                    | -                   | -                  | -                  |
| STRAUBING .....                 | -                | -                 | -               | -                    | -                   | -                  | -                  |
| UEB. BAYERN .....               | -                | -                 | -               | -                    | 1                   | -                  | 2                  |
| BUNDESGBIET .....               | 374              | -                 | 416             | 122                  | 447                 | 216                | 129                |

AUGUST 1990

INNERHALB DES BUNDESGBIETES  
NACH SONSTIGEN DEUTSCHEN FLUGPLAETZEN

| HERKUNFTSFLUGPLATZ |                   |                        |                       |                              |          |           | NACH STRECKENZIEL-<br>FLUGPLATZ |
|--------------------|-------------------|------------------------|-----------------------|------------------------------|----------|-----------|---------------------------------|
| NUERNBERG<br>(NUE) | MUENCHEN<br>(MUC) | BERLIN (WEST)<br>(BER) | SAARBRUECKEN<br>(SCN) | MUENSTER/<br>OSNABRUECK(FMO) | SONSTIGE | INSGESAMT |                                 |
|                    |                   |                        |                       |                              |          |           | STARTS                          |
|                    |                   |                        |                       |                              |          |           | INSGESAMT                       |
| -                  | 1                 | 97                     | -                     | -                            | 27       | 525       | SCHLESWIG-HOLSTEIN              |
| -                  | -                 | -                      | -                     | -                            | 27       | 137       | HELGOLAND                       |
| -                  | -                 | 48                     | -                     | -                            | X        | 98        | KIEL                            |
| -                  | -                 | -                      | -                     | -                            | X        | 1         | LUEBECK                         |
| -                  | 1                 | 49                     | -                     | -                            | X        | 196       | WESTERLAND/SYLT                 |
| -                  | -                 | -                      | -                     | -                            | X        | 93        | UEB. SCHLESW. -HOLST            |
| -                  | -                 | -                      | -                     | -                            | X        | 7         | BREMEN                          |
| -                  | -                 | -                      | -                     | -                            | X        | 7         | BREMERHAVEN                     |
| -                  | -                 | -                      | -                     | -                            | 51       | 476       | NIEDERSACHSEN                   |
| -                  | -                 | -                      | -                     | -                            | 5        | 47        | BORKUM                          |
| -                  | -                 | -                      | -                     | -                            | X        | 2         | BRAUNSCHWEIG                    |
| -                  | -                 | -                      | -                     | -                            | X        | 2         | EMDEN                           |
| -                  | -                 | -                      | -                     | -                            | X        | -         | HARLE                           |
| -                  | -                 | -                      | -                     | -                            | 19       | 36        | JUIST                           |
| -                  | -                 | -                      | -                     | -                            | X        | 1         | NORDDEICH                       |
| -                  | -                 | -                      | -                     | -                            | 8        | 49        | WANGERGOGE                      |
| -                  | -                 | -                      | -                     | -                            | 10       | 29        | NORDERNEY                       |
| -                  | -                 | -                      | -                     | -                            | 8        | 31        | LANGEOOG                        |
| -                  | -                 | -                      | -                     | -                            | 1        | 279       | UEB. NIEDERSACHSEN              |
| 47                 | 106               | 157                    | -                     | 114                          | 93       | 984       | NORDRHEIN-WESTFALEN             |
| 47                 | 56                | 104                    | -                     | 1                            | 47       | 280       | DORTMUND                        |
| -                  | 50                | 53                     | -                     | -                            | 46       | 218       | PADERBORN-LIPPST.               |
| -                  | -                 | -                      | -                     | -                            | X        | -         | SIEGERLAND                      |
| -                  | -                 | -                      | -                     | 113                          | X        | 486       | UEB. NORDRH. -WESTF.            |
| -                  | -                 | -                      | -                     | 1                            | X        | 2         | HESSEN                          |
| -                  | -                 | -                      | -                     | 1                            | X        | 2         | KASSEL                          |
| -                  | -                 | -                      | -                     | -                            | X        | -         | UEB. HESSEN                     |
| -                  | -                 | -                      | 52                    | -                            | X        | 52        | RHEINLAND-PFALZ                 |
| -                  | -                 | -                      | -                     | -                            | X        | -         | KOBLENZ                         |
| -                  | -                 | -                      | 52                    | -                            | X        | 52        | UEB. RHEINL. -PFALZ             |
| -                  | -                 | -                      | 1                     | 3                            | X        | 183       | BADEN-WUERTTEMBERG              |
| -                  | -                 | -                      | -                     | -                            | X        | 1         | FREIBURG                        |
| -                  | -                 | -                      | -                     | 1                            | X        | 142       | FRIEDRICHSHAFEN                 |
| -                  | -                 | -                      | -                     | -                            | X        | 3         | KARLSRUHE                       |
| -                  | -                 | -                      | -                     | 2                            | X        | 3         | MANNHEIM                        |
| -                  | -                 | -                      | 1                     | -                            | X        | 34        | UEB. BADEN-WUERTT.              |
| 77                 | 385               | -                      | -                     | -                            | 191      | 878       | BAYERN                          |
| -                  | 1                 | -                      | -                     | -                            | X        | 126       | AUGSBURG                        |
| -                  | -                 | -                      | -                     | -                            | 95       | 191       | BAYREUTH                        |
| -                  | -                 | -                      | -                     | -                            | 96       | 97        | HOF                             |
| -                  | -                 | -                      | -                     | -                            | X        | -         | OBERPFAFFENHOFEN                |
| -                  | -                 | -                      | -                     | -                            | X        | -         | STRAUBING                       |
| 77                 | 384               | -                      | -                     | -                            | X        | 464       | UEB. BAYERN                     |
| 124                | 492               | 254                    | 53                    | 118                          | 362      | 3 107     | BUNDESGBIET                     |



8 FLUGBEWEGUNGEN  
8. 2 VERFLECHTUNG IM VERKEHR  
8. 2. 1 STARTS

| NACH STRECKENZIELLAND |                  | VON STRECKEN      |                 |                      |                     |                    |                    |  |
|-----------------------|------------------|-------------------|-----------------|----------------------|---------------------|--------------------|--------------------|--|
| BZW. ----- FLUGPLATZ  | HAMBURG<br>(HAM) | HANNOVER<br>(HAJ) | BREMEN<br>(BRE) | DUESSELDORF<br>(DUS) | KOELN/BONN<br>(CGN) | FRANKFURT<br>(FRA) | STUTTGART<br>(STR) |  |
| <b>STARTS</b>         |                  |                   |                 |                      |                     |                    |                    |  |
| <b>INSGESAMT</b>      |                  |                   |                 |                      |                     |                    |                    |  |
| DDR U.BER(O) .....    | 83               | 1                 | 11              | 32                   | 37                  | 40                 | 47                 |  |
| DARUNTER: SXF .....   | -                | -                 | -               | -                    | 2                   | 4                  | 1                  |  |
| LEJ .....             | 39               | -                 | -               | 30                   | 1                   | 22                 | 22                 |  |
| DRS .....             | 44               | 1                 | -               | 2                    | 34                  | 14                 | 24                 |  |
| *DD .....             | -                | -                 | 11              | -                    | -                   | -                  | -                  |  |
| FINNLAND .....        | 121              | -                 | -               | 14                   | -                   | 139                | -                  |  |
| DARUNTER: HEL .....   | 121              | -                 | -               | 13                   | -                   | 139                | -                  |  |
| SCHWEDEN .....        | 141              | 8                 | -               | 70                   | 38                  | 229                | -                  |  |
| DARUNTER: STO .....   | 90               | 8                 | -               | 54                   | 23                  | 150                | -                  |  |
| GOT .....             | 45               | -                 | -               | 15                   | 5                   | 78                 | -                  |  |
| NORWEGEN .....        | 77               | 1                 | 2               | 30                   | 5                   | 81                 | -                  |  |
| DARUNTER: OSL .....   | 59               | 1                 | 2               | 28                   | 3                   | 78                 | -                  |  |
| BGO .....             | 18               | -                 | -               | -                    | -                   | -                  | -                  |  |
| DAENEMARK .....       | 236              | 54                | 16              | 124                  | 118                 | 188                | 55                 |  |
| DARUNTER: CPH .....   | 225              | 53                | 15              | 120                  | 48                  | 188                | 55                 |  |
| RNN .....             | 4                | -                 | -               | 4                    | -                   | -                  | -                  |  |
| BLL .....             | 1                | -                 | -               | -                    | 46                  | -                  | -                  |  |
| *DK .....             | 6                | 1                 | 1               | -                    | 24                  | -                  | -                  |  |
| GR BRITANNIEN .....   | 432              | 171               | 64              | 712                  | 357                 | 1 032              | 148                |  |
| DARUNTER: LON .....   | 350              | 140               | 60              | 338                  | 177                 | 729                | 120                |  |
| BHX .....             | 26               | 2                 | -               | 137                  | 69                  | 110                | 27                 |  |
| MAN .....             | 53               | 28                | 1               | 112                  | 1                   | 153                | -                  |  |
| LPL .....             | -                | -                 | -               | 7                    | 24                  | -                  | 1                  |  |
| NCL .....             | -                | -                 | -               | -                    | -                   | 23                 | -                  |  |
| GLA .....             | -                | -                 | -               | 23                   | -                   | -                  | -                  |  |
| PIK .....             | -                | -                 | -               | -                    | 1                   | 9                  | -                  |  |
| GCI .....             | -                | -                 | -               | 8                    | -                   | 4                  | -                  |  |
| BRS .....             | -                | 1                 | -               | 46                   | -                   | -                  | -                  |  |
| *GB .....             | 2                | -                 | 3               | 37                   | 85                  | 3                  | -                  |  |
| IRLAND .....          | 1                | -                 | -               | 70                   | 23                  | 113                | 4                  |  |
| DARUNTER: DUB .....   | 1                | -                 | -               | 62                   | 23                  | 99                 | -                  |  |
| SNN .....             | -                | -                 | -               | 8                    | -                   | 14                 | 4                  |  |
| ISLAND .....          | 14               | -                 | -               | 1                    | 6                   | 22                 | 2                  |  |
| DARUNTER: KEF .....   | 14               | -                 | -               | 1                    | 5                   | 18                 | 2                  |  |
| NIEDERLANDE .....     | 262              | 88                | 108             | 111                  | 3                   | 268                | 136                |  |
| DARUNTER: AMS .....   | 205              | 88                | 106             | 110                  | 2                   | 268                | 109                |  |
| RTM .....             | 46               | -                 | 1               | -                    | -                   | -                  | -                  |  |
| MST .....             | -                | -                 | -               | -                    | -                   | -                  | 27                 |  |
| EIN .....             | 10               | -                 | 1               | -                    | -                   | -                  | -                  |  |
| BELGIEN .....         | 142              | 66                | 32              | 80                   | 27                  | 292                | 133                |  |
| DARUNTER: BRU .....   | 141              | 66                | 30              | 80                   | 26                  | 292                | 133                |  |
| LUXEMBURG .....       | 36               | -                 | -               | -                    | -                   | 125                | -                  |  |
| DARUNTER: LUX .....   | 36               | -                 | -               | -                    | -                   | 125                | -                  |  |
| FRANKREICH .....      | 140              | 94                | 43              | 336                  | 181                 | 542                | 150                |  |
| DARUNTER: PAR .....   | 126              | 83                | 43              | 205                  | 154                 | 370                | 128                |  |
| BOD .....             | -                | -                 | -               | 1                    | 2                   | 25                 | -                  |  |
| SXB .....             | -                | -                 | -               | 21                   | -                   | -                  | -                  |  |
| LYS .....             | -                | -                 | -               | 29                   | -                   | 50                 | -                  |  |
| TLS .....             | -                | 5                 | -               | -                    | -                   | 4                  | 2                  |  |
| MRS .....             | -                | -                 | -               | -                    | 23                  | 16                 | -                  |  |
| NCE .....             | 12               | -                 | -               | 39                   | -                   | 62                 | 17                 |  |
| CLY .....             | 1                | 5                 | -               | 10                   | 1                   | 5                  | -                  |  |
| BIA .....             | -                | -                 | -               | -                    | -                   | 5                  | -                  |  |
| *FR .....             | 1                | 1                 | -               | 31                   | 1                   | 5                  | 1                  |  |
| SPANIEN .....         | 260              | 168               | 47              | 769                  | 188                 | 792                | 283                |  |
| DARUNTER: MAD .....   | 1                | -                 | -               | 34                   | 2                   | 133                | 30                 |  |
| BCN .....             | 14               | -                 | -               | 62                   | 1                   | 165                | 29                 |  |
| GRO .....             | -                | 5                 | -               | 6                    | -                   | 5                  | 2                  |  |
| VLC .....             | -                | -                 | -               | 2                    | 9                   | 49                 | 2                  |  |
| ALC .....             | 9                | 4                 | -               | 20                   | -                   | 16                 | -                  |  |
| LEI .....             | 5                | 4                 | -               | 22                   | -                   | 9                  | 5                  |  |
| AGP .....             | 17               | 5                 | -               | 43                   | -                   | 49                 | 6                  |  |
| SVQ .....             | 2                | -                 | -               | 3                    | -                   | 4                  | 5                  |  |
| *E1 .....             | 1                | -                 | -               | 4                    | 40                  | 5                  | 1                  |  |
| PMI .....             | 117              | 81                | 34              | 316                  | 80                  | 196                | 119                |  |
| IBZ .....             | 26               | 16                | 6               | 76                   | 19                  | 44                 | 23                 |  |
| MAH .....             | 8                | 5                 | -               | 22                   | 4                   | 11                 | 13                 |  |
| *E2 .....             | -                | -                 | -               | -                    | -                   | 14                 | -                  |  |
| LPA .....             | 23               | 22                | 7               | 57                   | 16                  | 45                 | 22                 |  |
| TCI .....             | 15               | 11                | -               | 33                   | 8                   | 17                 | 10                 |  |
| FUE .....             | 4                | 4                 | -               | 35                   | 4                   | 16                 | 8                  |  |
| ACE .....             | 17               | 11                | -               | 29                   | 5                   | 14                 | 8                  |  |
| *E3 .....             | 1                | -                 | -               | 5                    | -                   | -                  | -                  |  |
| PORTUGAL .....        | 24               | 10                | -               | 62                   | 15                  | 159                | 14                 |  |
| DARUNTER: LIS .....   | 9                | -                 | -               | 21                   | -                   | 64                 | -                  |  |
| OPO .....             | -                | -                 | -               | 6                    | -                   | 46                 | 1                  |  |
| FAO .....             | 15               | 10                | -               | 30                   | 15                  | 39                 | 13                 |  |
| FNC .....             | -                | -                 | -               | 5                    | -                   | 10                 | -                  |  |
| MALTA .....           | 10               | -                 | -               | 18                   | 9                   | 48                 | 5                  |  |
| DARUNTER: MLA .....   | 10               | -                 | -               | 18                   | 9                   | 48                 | 5                  |  |
| SCHWEIZ .....         | 159              | 72                | 74              | 319                  | 158                 | 484                | 229                |  |
| DARUNTER: ZRH .....   | 92               | 71                | 74              | 180                  | 78                  | 244                | 149                |  |
| GVA .....             | 26               | -                 | -               | 59                   | 30                  | 138                | 75                 |  |
| BSL .....             | 41               | -                 | -               | 70                   | 48                  | 101                | 1                  |  |
| BRN .....             | -                | -                 | -               | 10                   | -                   | -                  | -                  |  |
| OESTERREICH .....     | 5                | 30                | 15              | 112                  | 111                 | 593                | 99                 |  |
| DARUNTER: VIE .....   | 1                | 30                | 15              | 84                   | 86                  | 299                | 88                 |  |
| INN .....             | -                | -                 | -               | -                    | 3                   | 54                 | 4                  |  |
| LNZ .....             | -                | -                 | -               | 24                   | 21                  | 54                 | 1                  |  |
| SZG .....             | 1                | -                 | -               | 4                    | -                   | 67                 | 2                  |  |
| GRZ .....             | -                | -                 | -               | -                    | -                   | 80                 | 2                  |  |
| KLU .....             | -                | -                 | -               | -                    | -                   | 39                 | -                  |  |
| ITALIEN .....         | 43               | 7                 | 1               | 171                  | 90                  | 866                | 179                |  |
| DARUNTER: ROM .....   | -                | -                 | -               | 35                   | 1                   | 160                | 18                 |  |
| MIL .....             | 28               | -                 | -               | 86                   | 12                  | 218                | 85                 |  |

AUGUST 1990

MIT GEBIETEN AUSSERHALB DES BUNDESGBIETES

| HERKUNFTSFLUGPLATZ |                   |                        |                       |                              |          | NACH STRECKENZIELLAND |                      |
|--------------------|-------------------|------------------------|-----------------------|------------------------------|----------|-----------------------|----------------------|
| NUERNBERG<br>(NUE) | MUENCHEN<br>(MUC) | BERLIN (WEST)<br>(BER) | SAARBRUECKEN<br>(SCN) | MUENSTER/<br>OSNABRUECK(FMO) | SONSTIGE | INSGESAMT             | BZW. ----- FLUGPLATZ |
|                    |                   |                        |                       |                              |          |                       | STARTS               |
|                    |                   |                        |                       |                              |          |                       | -----                |
|                    |                   |                        |                       |                              |          |                       | INSGESAMT            |
|                    |                   |                        |                       |                              |          |                       | -----                |
| 1                  | 53                | -                      | -                     | 3                            | -        | 308                   | DDR U.BER(O)         |
| 1                  | 3                 | -                      | -                     | 1                            | -        | 12                    | DARUNTER:SKF         |
| -                  | 27                | -                      | -                     | 2                            | -        | 143                   | LEJ                  |
| -                  | 22                | -                      | -                     | -                            | -        | 141                   | DRS                  |
| -                  | -                 | -                      | -                     | -                            | -        | 11                    | *DD                  |
| -                  | 24                | -                      | -                     | -                            | -        | 298                   | FINNLAND             |
| -                  | 24                | -                      | -                     | -                            | -        | 297                   | DARUNTER:HEL         |
| 2                  | 1                 | 14                     | -                     | -                            | -        | 503                   | SCHWEDEN             |
| -                  | -                 | 13                     | -                     | -                            | -        | 338                   | DARUNTER:STO         |
| 1                  | -                 | -                      | -                     | -                            | -        | 144                   | GOT                  |
| -                  | 3                 | 14                     | -                     | -                            | -        | 213                   | NORWEGEN             |
| -                  | 1                 | 14                     | -                     | -                            | -        | 186                   | DARUNTER:OSL         |
| -                  | -                 | -                      | -                     | -                            | -        | 18                    | BGO                  |
| -                  | 113               | 26                     | -                     | -                            | -        | 930                   | DAENEMARK            |
| -                  | 113               | 22                     | -                     | -                            | -        | 839                   | DARUNTER:CPH         |
| -                  | -                 | 4                      | -                     | -                            | -        | 12                    | RNN                  |
| -                  | -                 | -                      | -                     | -                            | -        | 47                    | BLL                  |
| -                  | -                 | -                      | -                     | -                            | -        | 32                    | *DK                  |
| 33                 | 519               | 139                    | 41                    | 24                           | -        | 3 572                 | GR BRITANNIEN        |
| 32                 | 416               | 138                    | 12                    | 20                           | -        | 2 532                 | DARUNTER:LON         |
| -                  | 35                | -                      | -                     | -                            | -        | 406                   | BHX                  |
| -                  | 48                | -                      | 1                     | 4                            | -        | 401                   | MAN                  |
| -                  | 2                 | -                      | 18                    | -                            | -        | 52                    | LPL                  |
| -                  | -                 | -                      | 1                     | -                            | -        | 24                    | NCL                  |
| -                  | -                 | -                      | -                     | -                            | -        | 23                    | GIA                  |
| -                  | 5                 | -                      | -                     | -                            | -        | 15                    | PIK                  |
| -                  | -                 | -                      | -                     | -                            | -        | 12                    | GCI                  |
| -                  | 4                 | -                      | -                     | -                            | -        | 51                    | BRS                  |
| 1                  | 5                 | 1                      | 8                     | -                            | -        | 145                   | *GB                  |
| -                  | 44                | -                      | -                     | -                            | -        | 255                   | IRLAND               |
| -                  | 40                | -                      | -                     | -                            | -        | 225                   | DARUNTER:DUB         |
| -                  | 4                 | -                      | -                     | -                            | -        | 30                    | SNN                  |
| -                  | 1                 | -                      | -                     | -                            | -        | 46                    | ISLAND               |
| -                  | 1                 | -                      | -                     | -                            | -        | 41                    | DARUNTER:KEF         |
| 53                 | 142               | 58                     | -                     | 22                           | -        | 1 251                 | NIEDERLANDE          |
| 50                 | 142               | 58                     | -                     | 22                           | -        | 1 160                 | DARUNTER:AMS         |
| 1                  | -                 | -                      | -                     | -                            | -        | 48                    | RTM                  |
| 1                  | -                 | -                      | -                     | -                            | -        | 28                    | MST                  |
| -                  | -                 | -                      | -                     | -                            | -        | 11                    | EIN                  |
| 75                 | 107               | 44                     | -                     | 1                            | -        | 999                   | BELGIEN              |
| 75                 | 107               | 44                     | -                     | 1                            | -        | 995                   | DARUNTER:BRU         |
| -                  | 37                | -                      | -                     | -                            | -        | 198                   | LUXEMBURG            |
| -                  | 37                | -                      | -                     | -                            | -        | 198                   | DARUNTER:LUX         |
| 55                 | 329               | 18                     | 6                     | 26                           | -        | 1 920                 | FRANKREICH           |
| 54                 | 206               | 13                     | 3                     | 23                           | -        | 1 408                 | DARUNTER:PAR         |
| -                  | -                 | -                      | -                     | -                            | -        | 28                    | BOD                  |
| -                  | -                 | -                      | -                     | -                            | -        | 21                    | SKB                  |
| -                  | 27                | -                      | -                     | -                            | -        | 106                   | LYS                  |
| -                  | 1                 | -                      | -                     | -                            | -        | 12                    | TLS                  |
| -                  | 1                 | 1                      | -                     | -                            | -        | 41                    | MRS                  |
| -                  | 52                | -                      | -                     | 1                            | -        | 183                   | NCE                  |
| -                  | -                 | -                      | -                     | -                            | -        | 22                    | CLY                  |
| 1                  | 9                 | 4                      | -                     | -                            | -        | 18                    | BIA                  |
| 1                  | 33                | -                      | 3                     | 2                            | -        | 79                    | *FR                  |
| 77                 | 374               | 152                    | 46                    | 23                           | -        | 3 179                 | SPANIEN              |
| -                  | 69                | -                      | -                     | -                            | -        | 269                   | DARUNTER:MAD         |
| 1                  | 64                | -                      | 1                     | -                            | -        | 337                   | BCN                  |
| -                  | 8                 | -                      | -                     | -                            | -        | 26                    | GRO                  |
| -                  | 2                 | -                      | 2                     | -                            | -        | 66                    | VLC                  |
| -                  | 8                 | 6                      | -                     | -                            | -        | 63                    | ALC                  |
| -                  | 5                 | 5                      | -                     | -                            | -        | 55                    | LEI                  |
| -                  | 13                | 6                      | -                     | -                            | -        | 139                   | AGP                  |
| -                  | 9                 | 4                      | -                     | -                            | -        | 18                    | SVQ                  |
| 37                 | 80                | 80                     | 25                    | 21                           | -        | 1 186                 | *E1                  |
| 9                  | 29                | 12                     | 9                     | 2                            | -        | 271                   | PMI                  |
| 4                  | 8                 | 5                      | 2                     | -                            | -        | 82                    | IBZ                  |
| -                  | -                 | -                      | -                     | -                            | -        | 14                    | MAH                  |
| 13                 | 26                | 8                      | 7                     | -                            | -        | 14                    | *E2                  |
| 5                  | 27                | 12                     | -                     | -                            | -        | 246                   | LPA                  |
| 4                  | 9                 | 4                      | -                     | -                            | -        | 138                   | TCI                  |
| 4                  | 12                | 7                      | -                     | -                            | -        | 88                    | FUE                  |
| -                  | 5                 | 3                      | -                     | -                            | -        | 107                   | ACE                  |
| 5                  | 65                | 13                     | -                     | -                            | -        | 14                    | *E3                  |
| -                  | 30                | -                      | -                     | -                            | -        | 367                   | PORTUGAL             |
| -                  | 4                 | -                      | -                     | -                            | -        | 124                   | DARUNTER:LIS         |
| 5                  | 26                | 13                     | -                     | -                            | -        | 57                    | OPB                  |
| -                  | 5                 | -                      | -                     | -                            | -        | 166                   | FAO                  |
| -                  | 33                | 5                      | -                     | -                            | -        | 20                    | FNC                  |
| -                  | 33                | 5                      | -                     | -                            | -        | 128                   | MALTA                |
| 74                 | 344               | 70                     | -                     | 67                           | -        | 128                   | DARUNTER:MLA         |
| 58                 | 186               | 58                     | -                     | 65                           | -        | 2 050                 | SCHWEIZ              |
| -                  | 65                | -                      | -                     | -                            | -        | 1 255                 | DARUNTER:ZRH         |
| 16                 | 91                | 12                     | -                     | 1                            | -        | 393                   | GVA                  |
| -                  | -                 | -                      | -                     | -                            | -        | 381                   | BSL                  |
| 53                 | 149               | 9                      | -                     | 7                            | -        | 11                    | BRN                  |
| 51                 | 124               | 1                      | -                     | 2                            | -        | 1 183                 | OESTERREICH          |
| 1                  | 5                 | -                      | -                     | -                            | -        | 781                   | DARUNTER:VIE         |
| 1                  | 1                 | -                      | -                     | 1                            | -        | 67                    | INN                  |
| -                  | 8                 | 4                      | -                     | 4                            | -        | 103                   | LNZ                  |
| -                  | 2                 | -                      | -                     | -                            | -        | 90                    | SZG                  |
| -                  | 6                 | 4                      | -                     | -                            | -        | 84                    | GRZ                  |
| 9                  | 404               | 15                     | -                     | 2                            | -        | 49                    | KLU                  |
| 1                  | 93                | -                      | -                     | -                            | -        | 1 787                 | ITALIEN              |
| -                  | 93                | -                      | -                     | 1                            | -        | 308                   | DARUNTER:ROM         |
| -                  | -                 | -                      | -                     | -                            | -        | 523                   | MIL                  |

8 FLUGBEWEGUNGEN  
 8.2 VERFLECHTUNG IM VERKEHR  
 8.2.1 STARTS

| NACH STRECKENZIELLAND |           | VON STRECKEN     |                   |                 |                      |                     |                    |                    |
|-----------------------|-----------|------------------|-------------------|-----------------|----------------------|---------------------|--------------------|--------------------|
| BZW. -----            | FLUGPLATZ | HAMBURG<br>(HAM) | HANNOVER<br>(HAJ) | BREMEN<br>(BRE) | DUESSELDORF<br>(DUS) | KOELN/BONN<br>(CGN) | FRANKFURT<br>(FRA) | STUTTGART<br>(STR) |
| <b>STARTS</b>         |           |                  |                   |                 |                      |                     |                    |                    |
| <b>INSGESAMT</b>      |           |                  |                   |                 |                      |                     |                    |                    |
| VCE                   | .....     | 1                | -                 | -               | 9                    | 1                   | 93                 | 31                 |
| TRS                   | .....     | -                | -                 | -               | -                    | -                   | -                  | -                  |
| VRN                   | .....     | 3                | 4                 | 1               | 2                    | -                   | -                  | 1                  |
| TRN                   | .....     | -                | -                 | -               | -                    | 23                  | 66                 | 20                 |
| GOA                   | .....     | -                | -                 | -               | -                    | 21                  | 31                 | -                  |
| FLR                   | .....     | -                | -                 | -               | -                    | -                   | 4                  | -                  |
| BLQ                   | .....     | -                | -                 | -               | -                    | -                   | 57                 | -                  |
| PSA                   | .....     | -                | -                 | -               | -                    | -                   | 62                 | -                  |
| NAP                   | .....     | 7                | 3                 | -               | 18                   | 3                   | 73                 | 8                  |
| BRI                   | .....     | -                | -                 | -               | -                    | -                   | 13                 | -                  |
| BDS                   | .....     | -                | -                 | -               | 4                    | -                   | 4                  | -                  |
| OLB                   | .....     | -                | -                 | -               | -                    | -                   | 22                 | -                  |
| CTA                   | .....     | 3                | -                 | -               | 9                    | -                   | 39                 | 4                  |
| *IT                   | .....     | 1                | -                 | -               | -                    | 27                  | 27                 | 3                  |
| GRIECHENLAND          | .....     | 103              | 43                | 4               | 366                  | 20                  | 315                | 132                |
| DARUNTER:ATH          | .....     | 14               | 1                 | -               | 41                   | 4                   | 136                | 17                 |
| SKG                   | .....     | 9                | -                 | -               | 48                   | -                   | 41                 | 31                 |
| CFU                   | .....     | 8                | 4                 | -               | 28                   | -                   | 14                 | 13                 |
| JSI                   | .....     | -                | -                 | -               | 8                    | -                   | 4                  | 4                  |
| ZTH                   | .....     | -                | -                 | -               | 8                    | -                   | -                  | -                  |
| JMK                   | .....     | -                | -                 | -               | 13                   | -                   | -                  | -                  |
| SMI                   | .....     | 8                | -                 | -               | 17                   | -                   | 5                  | -                  |
| JTR                   | .....     | -                | -                 | -               | 4                    | -                   | -                  | -                  |
| KGS                   | .....     | 10               | 5                 | -               | 25                   | -                   | 10                 | 10                 |
| RHO                   | .....     | 19               | 10                | -               | 47                   | 8                   | 18                 | 14                 |
| CHQ                   | .....     | 5                | -                 | -               | 12                   | -                   | 13                 | 4                  |
| HER                   | .....     | 30               | 18                | 4               | 73                   | 8                   | 64                 | 35                 |
| MJT                   | .....     | -                | -                 | -               | 5                    | -                   | -                  | -                  |
| *GR                   | .....     | -                | 5                 | -               | 27                   | -                   | 10                 | 4                  |
| TUERKEI               | .....     | 136              | 111               | 5               | 287                  | 56                  | 462                | 195                |
| DARUNTER:ANK          | .....     | 6                | 14                | -               | 31                   | 5                   | 81                 | 23                 |
| IST                   | .....     | 44               | 36                | -               | 117                  | 32                  | 228                | 83                 |
| IZM                   | .....     | 29               | 29                | -               | 46                   | 4                   | 48                 | 26                 |
| DLM                   | .....     | 8                | 4                 | -               | 24                   | -                   | 27                 | 17                 |
| AYT                   | .....     | 49               | 28                | 5               | 69                   | 15                  | 76                 | 46                 |
| *TR                   | .....     | -                | -                 | -               | -                    | -                   | 2                  | -                  |
| ZYPERN                | .....     | 5                | 5                 | -               | 12                   | -                   | 24                 | 2                  |
| DARUNTER:LCA          | .....     | 5                | 5                 | -               | 12                   | -                   | 24                 | 2                  |
| JUGOSLAWIEN           | .....     | 50               | 30                | -               | 127                  | 24                  | 213                | 43                 |
| DARUNTER:BEG          | .....     | -                | -                 | -               | -                    | -                   | 61                 | -                  |
| ZAG                   | .....     | 17               | 4                 | -               | 35                   | -                   | 70                 | 21                 |
| LJU                   | .....     | -                | -                 | -               | 2                    | -                   | 21                 | -                  |
| PUY                   | .....     | 3                | 2                 | -               | 8                    | 3                   | 2                  | 1                  |
| SPU                   | .....     | 15               | 12                | -               | 28                   | 8                   | 26                 | 7                  |
| DBV                   | .....     | 5                | 4                 | -               | 20                   | 1                   | 12                 | 1                  |
| TIV                   | .....     | 10               | 8                 | -               | 15                   | 6                   | 17                 | 12                 |
| *YU                   | .....     | -                | -                 | -               | 19                   | 6                   | 4                  | 1                  |
| UNGARN                | .....     | 10               | -                 | -               | 14                   | 28                  | 83                 | 31                 |
| DARUNTER:BUD          | .....     | 10               | -                 | -               | 14                   | 28                  | 83                 | 31                 |
| TSCHESCHOSLOW         | .....     | 15               | -                 | -               | 6                    | 28                  | 83                 | -                  |
| DARUNTER:PRG          | .....     | 15               | -                 | -               | 6                    | 28                  | 83                 | -                  |
| RUMAENIEN             | .....     | -                | 1                 | -               | 5                    | -                   | 34                 | -                  |
| DARUNTER:BUH          | .....     | -                | -                 | -               | 1                    | -                   | 18                 | -                  |
| CND                   | .....     | -                | -                 | -               | 4                    | -                   | 7                  | -                  |
| *RO                   | .....     | -                | 1                 | -               | -                    | -                   | 9                  | -                  |
| BULGARIEN             | .....     | 13               | 17                | -               | 32                   | 10                  | 62                 | 21                 |
| DARUNTER:SOF          | .....     | -                | -                 | -               | -                    | -                   | 31                 | -                  |
| VAR                   | .....     | 7                | 8                 | -               | 15                   | 5                   | 15                 | 16                 |
| BOJ                   | .....     | 6                | 9                 | -               | 17                   | 5                   | 11                 | 5                  |
| POLEN                 | .....     | 26               | -                 | -               | 27                   | 14                  | 103                | 1                  |
| DARUNTER:WAW          | .....     | 8                | -                 | -               | 27                   | 6                   | 90                 | -                  |
| GDN                   | .....     | 18               | -                 | -               | -                    | -                   | 1                  | -                  |
| KRK                   | .....     | -                | -                 | -               | -                    | 8                   | 12                 | 1                  |
| SOWJETUNION           | .....     | 19               | 30                | -               | 55                   | 4                   | 158                | 6                  |
| DARUNTER:MOW          | .....     | 5                | 19                | -               | 40                   | 4                   | 124                | -                  |
| LED                   | .....     | 8                | -                 | -               | 7                    | -                   | 12                 | -                  |
| RIX                   | .....     | 5                | 8                 | -               | -                    | -                   | -                  | -                  |
| *SU                   | .....     | 1                | 3                 | -               | 6                    | -                   | 19                 | 1                  |
| <b>EUROPA</b>         | .....     | <b>2 563</b>     | <b>1 007</b>      | <b>422</b>      | <b>3 962</b>         | <b>1 550</b>        | <b>7 550</b>       | <b>1 915</b>       |
| DARUNTER:EG-LAENDER   | .....     | 1 679            | 701               | 315             | 2 801                | 1 022               | 4 692              | 1 234              |
| AEGYPTEN              | .....     | -                | -                 | -               | -                    | 4                   | 95                 | 4                  |
| DARUNTER:CAI          | .....     | -                | -                 | -               | -                    | -                   | 81                 | 4                  |
| ALY                   | .....     | -                | -                 | -               | -                    | -                   | 13                 | -                  |
| HRG                   | .....     | -                | -                 | -               | -                    | 4                   | -                  | -                  |
| LIBYEN                | .....     | -                | -                 | -               | -                    | -                   | 28                 | -                  |
| DARUNTER:TIP          | .....     | -                | -                 | -               | -                    | -                   | 28                 | -                  |
| TUNESIEN              | .....     | 31               | 24                | 5               | 78                   | 14                  | 126                | 47                 |
| DARUNTER:TUN          | .....     | 4                | 2                 | -               | 10                   | 1                   | 44                 | 6                  |
| DJE                   | .....     | 7                | 4                 | -               | 19                   | 4                   | 19                 | 9                  |
| MIR                   | .....     | 20               | 18                | 5               | 49                   | 9                   | 63                 | 32                 |
| ALGERIEN              | .....     | -                | -                 | -               | -                    | -                   | 17                 | -                  |
| DARUNTER:ALG          | .....     | -                | -                 | -               | -                    | -                   | 14                 | -                  |
| MAROCCO               | .....     | 4                | 8                 | -               | 19                   | -                   | 44                 | -                  |
| DARUNTER:CAS          | .....     | -                | -                 | -               | -                    | -                   | 20                 | -                  |
| TNG                   | .....     | -                | -                 | -               | 5                    | -                   | 9                  | -                  |
| AGA                   | .....     | 4                | 8                 | -               | 9                    | -                   | 8                  | -                  |
| OUD                   | .....     | -                | -                 | -               | 5                    | -                   | 7                  | -                  |
| KAP VERDE             | .....     | -                | -                 | -               | -                    | -                   | 3                  | -                  |
| SENEGAL               | .....     | -                | -                 | -               | -                    | -                   | 20                 | -                  |
| DARUNTER:DKR          | .....     | -                | -                 | -               | -                    | -                   | 20                 | -                  |
| ELFENB.KUESTE         | .....     | 1                | -                 | -               | -                    | -                   | -                  | -                  |
| GHANA                 | .....     | -                | -                 | -               | 4                    | -                   | -                  | -                  |

AUGUST 1990

MIT GEBIETEN AUSSERHALB DES BUNDESGBIETES

| HERKUNFTSFLUGPLATZ |                   |                        |                       |                              |          |           | NACH STRECKENZIELLAND |           |
|--------------------|-------------------|------------------------|-----------------------|------------------------------|----------|-----------|-----------------------|-----------|
| NUERNBERG<br>(NUE) | MUENCHEN<br>(MUC) | BERLIN (WEST)<br>(BER) | SAARBRUECKEN<br>(SCN) | MUENSTER/<br>OSNABRUECK(FMO) | SONSTIGE | INSGESAMT | BZW. ....             | FLUGPLATZ |
| -                  | 31                | 4                      | -                     | -                            | -        | 170       | STARTS                | VCE       |
| -                  | 27                | -                      | -                     | -                            | -        | 27        | INSGESAMT             | TRS       |
| -                  | 15                | -                      | -                     | -                            | -        | 11        |                       | VRN       |
| -                  | 27                | -                      | -                     | -                            | -        | 136       |                       | TRN       |
| 2                  | 1                 | -                      | -                     | -                            | -        | 55        |                       | GOA       |
| -                  | 47                | -                      | -                     | -                            | -        | 47        |                       | FLR       |
| -                  | 20                | -                      | -                     | -                            | -        | 77        |                       | BLQ       |
| 2                  | 2                 | 1                      | -                     | -                            | -        | 65        |                       | PSA       |
| -                  | 9                 | 4                      | -                     | -                            | -        | 127       |                       | NAP       |
| -                  | -                 | -                      | -                     | -                            | -        | 13        |                       | BRI       |
| -                  | 3                 | -                      | -                     | -                            | -        | 11        |                       | BDS       |
| 4                  | 16                | 2                      | -                     | -                            | -        | 40        |                       | OLB       |
| -                  | 13                | -                      | -                     | -                            | -        | 72        |                       | CTA       |
| -                  | 15                | -                      | -                     | -                            | 1        | 74        |                       | *TT       |
| 46                 | 378               | 54                     | 4                     | 1                            | -        | 1 466     | GRIECHENLAND          |           |
| 5                  | 78                | 4                      | -                     | -                            | -        | 300       | DARUNTER:ATH          |           |
| 5                  | 47                | -                      | -                     | -                            | -        | 181       |                       | SKG       |
| 9                  | 16                | 9                      | -                     | -                            | -        | 101       |                       | CFU       |
| -                  | 15                | -                      | -                     | -                            | -        | 31        |                       | JSI       |
| -                  | 4                 | -                      | -                     | -                            | -        | 12        |                       | ZTH       |
| -                  | 13                | -                      | -                     | -                            | -        | 26        |                       | JMK       |
| -                  | 18                | -                      | -                     | -                            | -        | 48        |                       | SMI       |
| -                  | 18                | -                      | -                     | -                            | -        | 22        |                       | JTR       |
| -                  | 18                | 5                      | -                     | -                            | -        | 83        |                       | KGS       |
| 10                 | 38                | 5                      | -                     | -                            | -        | 169       |                       | RHO       |
| -                  | 9                 | -                      | -                     | -                            | -        | 43        |                       | CHQ       |
| 17                 | 65                | 22                     | 4                     | -                            | -        | 340       |                       | HER       |
| -                  | 10                | 4                      | -                     | -                            | -        | 19        |                       | MJT       |
| -                  | 29                | 5                      | -                     | 1                            | -        | 81        |                       | *GR       |
| 71                 | 308               | 111                    | 13                    | 10                           | -        | 1 765     | TUERKEI               |           |
| -                  | 44                | 8                      | -                     | -                            | -        | 212       | DARUNTER:ANK          |           |
| 14                 | 131               | 32                     | -                     | -                            | 3        | 720       |                       | IST       |
| 3                  | 47                | 29                     | -                     | -                            | -        | 261       |                       | IZM       |
| 4                  | 21                | 14                     | 4                     | -                            | -        | 123       |                       | DLM       |
| 50                 | 60                | 24                     | 9                     | 7                            | -        | 438       |                       | AYT       |
| -                  | 5                 | 4                      | -                     | -                            | -        | 11        |                       | *TR       |
| -                  | 33                | -                      | -                     | -                            | -        | 81        | ZYPERN                |           |
| -                  | 27                | -                      | -                     | -                            | -        | 75        | DARUNTER:LCA          |           |
| 11                 | 145               | 5                      | 5                     | 1                            | -        | 654       | JUGOSLAWIEN           |           |
| -                  | 32                | -                      | -                     | -                            | -        | 93        | DARUNTER:BEG          |           |
| -                  | 23                | -                      | -                     | -                            | -        | 170       |                       | ZAG       |
| -                  | 31                | -                      | -                     | -                            | -        | 54        |                       | LJU       |
| 5                  | 6                 | -                      | -                     | -                            | -        | 25        |                       | PUY       |
| 4                  | 17                | 3                      | 5                     | -                            | -        | 126       |                       | SPU       |
| 1                  | 9                 | 2                      | -                     | -                            | -        | 58        |                       | DBV       |
| 1                  | 7                 | -                      | -                     | -                            | -        | 76        |                       | TIV       |
| -                  | 20                | -                      | -                     | 1                            | -        | 52        |                       | *YU       |
| -                  | 74                | -                      | -                     | -                            | -        | 240       | UNGARN                |           |
| -                  | 65                | -                      | -                     | -                            | -        | 231       | DARUNTER:BUD          |           |
| -                  | 20                | -                      | -                     | -                            | -        | 152       | TSCHECHOSLOW          |           |
| -                  | 19                | -                      | -                     | -                            | -        | 151       | DARUNTER:PRG          |           |
| -                  | 2                 | -                      | -                     | -                            | -        | 42        | RUMAENIEN             |           |
| -                  | -                 | -                      | -                     | -                            | -        | 19        | DARUNTER:BUH          |           |
| -                  | -                 | -                      | -                     | -                            | -        | 11        |                       | CND       |
| 10                 | 2                 | -                      | -                     | -                            | -        | 12        |                       | *RO       |
| -                  | 30                | -                      | -                     | -                            | -        | 195       | BULGARIEN             |           |
| 5                  | 23                | -                      | -                     | -                            | -        | 54        | DARUNTER:SOB          |           |
| 5                  | 2                 | -                      | -                     | -                            | -        | 73        |                       | VAR       |
| 2                  | 5                 | -                      | -                     | -                            | -        | 63        |                       | BOJ       |
| 2                  | 2                 | -                      | -                     | -                            | -        | 175       | POLEN                 |           |
| 1                  | -                 | -                      | -                     | -                            | -        | 132       | DARUNTER:MAW          |           |
| -                  | -                 | -                      | -                     | -                            | -        | 19        |                       | ODN       |
| 1                  | -                 | -                      | -                     | -                            | -        | 22        |                       | KRK       |
| 2                  | 10                | -                      | -                     | -                            | -        | 284       | SOWJETUNION           |           |
| 2                  | 6                 | -                      | -                     | -                            | -        | 200       | DARUNTER:MCW          |           |
| -                  | 3                 | -                      | -                     | -                            | -        | 30        |                       | LED       |
| -                  | -                 | -                      | -                     | -                            | -        | 13        |                       | RIX       |
| -                  | 1                 | -                      | -                     | -                            | -        | 31        |                       | *SU       |
| 579                | 3 744             | 747                    | 115                   | 187                          | -        | 24 341    | EUROPA                |           |
| 353                | 2 512             | 519                    | 97                    | 99                           | -        | 16 024    | DARUNTER:EG-LAENDER   |           |
| -                  | 51                | -                      | -                     | -                            | -        | 154       | AEGYPTEN              |           |
| -                  | 29                | -                      | -                     | -                            | -        | 114       | DARUNTER:CAI          |           |
| -                  | -                 | -                      | -                     | -                            | -        | 13        |                       | ALY       |
| -                  | 9                 | -                      | -                     | -                            | -        | 13        |                       | HRG       |
| -                  | -                 | -                      | -                     | -                            | -        | 28        | LIBYEN                |           |
| -                  | -                 | -                      | -                     | -                            | -        | 26        | DARUNTER:TIP          |           |
| 17                 | 65                | 17                     | 9                     | 9                            | -        | 442       | TUNESIEN              |           |
| -                  | 12                | -                      | -                     | -                            | -        | 79        | DARUNTER:TUN          |           |
| 3                  | 13                | 4                      | -                     | -                            | -        | 82        |                       | DJE       |
| 14                 | 35                | 13                     | 9                     | 9                            | -        | 276       | MIR                   |           |
| -                  | -                 | -                      | -                     | -                            | -        | 17        | ALGERIEN              |           |
| -                  | -                 | -                      | -                     | -                            | -        | 14        | DARUNTER:ALG          |           |
| -                  | 22                | -                      | -                     | -                            | -        | 97        | MAROKKO               |           |
| -                  | 5                 | -                      | -                     | -                            | -        | 25        | DARUNTER:CAS          |           |
| -                  | 1                 | -                      | -                     | -                            | -        | 15        |                       | TNG       |
| -                  | 16                | -                      | -                     | -                            | -        | 45        |                       | AGA       |
| -                  | -                 | -                      | -                     | -                            | -        | 12        |                       | OUD       |
| -                  | -                 | -                      | -                     | -                            | -        | 3         | KAP VERDE             |           |
| -                  | 1                 | -                      | -                     | -                            | -        | 21        | SENEGAL               |           |
| -                  | 1                 | -                      | -                     | -                            | -        | 21        | DARUNTER:DKR          |           |
| -                  | -                 | -                      | -                     | -                            | -        | 1         | ELFENB. KUESTE        |           |
| -                  | -                 | -                      | -                     | -                            | -        | 4         | GHANA                 |           |

8 FLUGBEWEGUNGEN  
8. 2 VERFLECHTUNG IM VERKEHR  
8. 2. 1 STARTS

| NACH STRECKENZIELLAND<br>BZW. ----- FLUGPLATZ | VON STRECKEN     |                   |                 |                      |                     |                    |                    |
|---|------------------|-------------------|-----------------|----------------------|---------------------|--------------------|--------------------|
|   | HAMBURG<br>(HAM) | HANNOVER<br>(HAJ) | BREMEN<br>(BRE) | DUESSELDORF<br>(DUS) | KOELN/BONN<br>(CGN) | FRANKFURT<br>(FRA) | STUTTGART<br>(STR) |
| <b>STARTS</b>                                 |                  |                   |                 |                      |                     |                    |                    |
| <b>INSGESAMT</b>                              |                  |                   |                 |                      |                     |                    |                    |
| NIGERIA .....                                 | -                | -                 | -               | -                    | -                   | 13                 | -                  |
| DARUNTER: LOS .....                           | -                | -                 | -               | -                    | -                   | 13                 | -                  |
| KAMERUN .....                                 | -                | -                 | -               | -                    | -                   | 8                  | -                  |
| DSCHIBUTI .....                               | -                | -                 | -               | -                    | -                   | 2                  | -                  |
| AETHIOPIEN .....                              | -                | -                 | -               | -                    | -                   | 19                 | -                  |
| DARUNTER: ADD .....                           | -                | -                 | -               | -                    | -                   | 19                 | -                  |
| KENIA .....                                   | -                | -                 | -               | 5                    | -                   | 59                 | -                  |
| DARUNTER: NBO .....                           | -                | -                 | -               | -                    | -                   | 40                 | -                  |
| MBA .....                                     | -                | -                 | -               | 5                    | -                   | 19                 | -                  |
| SAMBIA .....                                  | -                | -                 | -               | -                    | -                   | 4                  | -                  |
| SIMBABWE .....                                | -                | -                 | -               | -                    | -                   | 9                  | -                  |
| NAMIBIA .....                                 | -                | -                 | -               | -                    | -                   | 10                 | -                  |
| SESCHELLEN .....                              | -                | -                 | -               | -                    | -                   | 5                  | -                  |
| MAURITIUS .....                               | -                | -                 | -               | -                    | -                   | 8                  | -                  |
| DARUNTER: MRU .....                           | -                | -                 | -               | -                    | -                   | 8                  | -                  |
| SUEDAFRIKA .....                              | -                | -                 | -               | -                    | -                   | 40                 | -                  |
| DARUNTER: JNB .....                           | -                | -                 | -               | -                    | -                   | 40                 | -                  |
| <b>A F R I K A .....</b>                      | <b>36</b>        | <b>32</b>         | <b>5</b>        | <b>106</b>           | <b>18</b>           | <b>510</b>         | <b>51</b>          |
| KANADA .....                                  | 1                | 4                 | -               | 13                   | 6                   | 178                | -                  |
| DARUNTER: YUL .....                           | -                | -                 | -               | -                    | -                   | 38                 | -                  |
| YYZ .....                                     | 1                | 4                 | -               | 13                   | -                   | 76                 | -                  |
| YVR .....                                     | -                | -                 | -               | -                    | -                   | 31                 | -                  |
| YJC .....                                     | -                | -                 | -               | -                    | -                   | 14                 | -                  |
| YQX .....                                     | -                | -                 | -               | -                    | 6                   | 11                 | -                  |
| USA .....                                     | 56               | 4                 | -               | 149                  | 66                  | 1 051              | 4                  |
| DARUNTER: NYC .....                           | 52               | 4                 | -               | 34                   | 48                  | 270                | 4                  |
| CHI .....                                     | -                | -                 | -               | 52                   | -                   | 127                | -                  |
| BOS .....                                     | -                | -                 | -               | -                    | -                   | 62                 | -                  |
| DCA .....                                     | -                | -                 | -               | -                    | 17                  | 93                 | -                  |
| DET .....                                     | -                | -                 | -               | -                    | -                   | 42                 | -                  |
| PIT .....                                     | -                | -                 | -               | -                    | -                   | 31                 | -                  |
| CVG .....                                     | -                | -                 | -               | -                    | -                   | 31                 | -                  |
| *U1 .....                                     | -                | -                 | -               | -                    | -                   | 11                 | -                  |
| ATL .....                                     | -                | -                 | -               | -                    | -                   | 65                 | -                  |
| CLT .....                                     | -                | -                 | -               | -                    | -                   | 14                 | -                  |
| MIA .....                                     | 4                | -                 | -               | 19                   | -                   | 48                 | -                  |
| ORL .....                                     | -                | -                 | -               | -                    | -                   | 15                 | -                  |
| DAL .....                                     | -                | -                 | -               | -                    | -                   | 88                 | -                  |
| SFO .....                                     | -                | -                 | -               | 9                    | -                   | 35                 | -                  |
| LAX .....                                     | -                | -                 | -               | 27                   | -                   | 42                 | -                  |
| ANC .....                                     | -                | -                 | -               | 8                    | -                   | 41                 | -                  |
| MEXIKO .....                                  | -                | -                 | -               | 4                    | -                   | 9                  | -                  |
| KUBA .....                                    | -                | -                 | -               | 4                    | 2                   | 1                  | -                  |
| DOMINIK. REP .....                            | -                | -                 | -               | 7                    | -                   | 14                 | -                  |
| ANTIGUA-BARB. ....                            | -                | -                 | -               | -                    | -                   | 9                  | -                  |
| ST. LUCIA .....                               | -                | -                 | -               | -                    | -                   | 5                  | -                  |
| SONST. WESTIN. ....                           | -                | -                 | -               | -                    | -                   | 4                  | -                  |
| KOLUMBIEN .....                               | -                | -                 | -               | -                    | -                   | 9                  | -                  |
| VENEZUELA .....                               | -                | -                 | -               | 5                    | -                   | 22                 | -                  |
| DARUNTER: CCS .....                           | -                | -                 | -               | -                    | -                   | 18                 | -                  |
| BRASILLEN .....                               | -                | -                 | -               | -                    | -                   | 46                 | -                  |
| DARUNTER: RIO .....                           | -                | -                 | -               | -                    | -                   | 25                 | -                  |
| SAO .....                                     | -                | -                 | -               | -                    | -                   | 17                 | -                  |
| <b>A M E R I K A .....</b>                    | <b>57</b>        | <b>8</b>          | <b>-</b>        | <b>182</b>           | <b>74</b>           | <b>1 348</b>       | <b>4</b>           |
| LIBANON .....                                 | -                | -                 | -               | -                    | -                   | 10                 | -                  |
| ISRAEL .....                                  | -                | -                 | -               | -                    | 14                  | 76                 | 4                  |
| DARUNTER: TLV .....                           | -                | -                 | -               | -                    | 14                  | 76                 | 4                  |
| JORDANIEN .....                               | -                | -                 | -               | -                    | -                   | 30                 | -                  |
| DARUNTER: AMM .....                           | -                | -                 | -               | -                    | -                   | 29                 | -                  |
| SYRIEN .....                                  | -                | -                 | -               | -                    | -                   | 20                 | -                  |
| DARUNTER: DAM .....                           | -                | -                 | -               | -                    | -                   | 15                 | -                  |
| IRAN .....                                    | -                | -                 | -               | -                    | 1                   | 43                 | -                  |
| DARUNTER: THR .....                           | -                | -                 | -               | -                    | 1                   | 43                 | -                  |
| BAHRAIN .....                                 | -                | -                 | -               | -                    | -                   | 39                 | -                  |
| DARUNTER: BAH .....                           | -                | -                 | -               | -                    | -                   | 39                 | -                  |
| KATAR .....                                   | -                | -                 | -               | -                    | -                   | 6                  | -                  |
| SAUDI-ARAB .....                              | -                | -                 | -               | -                    | -                   | 78                 | -                  |
| DARUNTER: DHA .....                           | -                | -                 | -               | -                    | -                   | 27                 | -                  |
| JED .....                                     | -                | -                 | -               | -                    | -                   | 20                 | -                  |
| RUH .....                                     | -                | -                 | -               | -                    | -                   | 31                 | -                  |
| JEM. ARAB. REP. ....                          | -                | -                 | -               | -                    | -                   | 5                  | -                  |
| OMAN .....                                    | -                | -                 | -               | -                    | -                   | 1                  | -                  |
| V. A. EMIRATE .....                           | 1                | -                 | -               | -                    | -                   | 98                 | -                  |
| DARUNTER: SHJ .....                           | -                | -                 | -               | -                    | -                   | 5                  | -                  |
| DXB .....                                     | -                | -                 | -               | -                    | -                   | 71                 | -                  |
| AUH .....                                     | 1                | -                 | -               | -                    | -                   | 22                 | -                  |
| PAKISTAN .....                                | -                | -                 | -               | -                    | -                   | 39                 | -                  |
| DARUNTER: KHI .....                           | -                | -                 | -               | -                    | -                   | 36                 | -                  |
| BANGLADESCH .....                             | -                | -                 | -               | -                    | -                   | 4                  | -                  |
| AFGHANISTAN .....                             | -                | -                 | -               | -                    | -                   | 1                  | -                  |
| INDIEN .....                                  | -                | -                 | -               | -                    | -                   | 104                | -                  |
| DARUNTER: DEL .....                           | -                | -                 | -               | -                    | -                   | 62                 | -                  |
| BOM .....                                     | -                | -                 | -               | -                    | -                   | 42                 | -                  |
| SRI LANKA .....                               | -                | -                 | -               | -                    | -                   | -                  | -                  |
| MALEDIVEN .....                               | -                | -                 | -               | -                    | -                   | 5                  | -                  |
| THAILAND .....                                | -                | -                 | -               | -                    | -                   | 62                 | -                  |
| DARUNTER: BKK .....                           | -                | -                 | -               | -                    | -                   | 62                 | -                  |
| MALAYSIA .....                                | -                | -                 | -               | -                    | 1                   | 9                  | -                  |
| SINGAPUR .....                                | -                | -                 | -               | -                    | -                   | 40                 | -                  |

AUGUST 1990

MIT GEBIETEN AUSSERHALB DES BUNDESGBIETES

| HERKUNFTSFLUGPLATZ |                   |                        |                       |                              |          | NACH STRECKENZIELLAND |                      |
|--------------------|-------------------|------------------------|-----------------------|------------------------------|----------|-----------------------|----------------------|
| NUERNBERG<br>(NUE) | MUENCHEN<br>(MUC) | BERLIN (WEST)<br>(BER) | SAARBRUECKEN<br>(SCN) | MUENSTER/<br>OSNABRUECK(FMO) | SONSTIGE | INSGESAMT             | BZW. ----- FLUGPLATZ |
|                    |                   |                        |                       |                              |          |                       | STARTS               |
|                    |                   |                        |                       |                              |          |                       | INSGESAMT            |
| -                  | -                 | -                      | -                     | -                            | -        | 13                    | NIGERIA              |
| -                  | -                 | -                      | -                     | -                            | -        | 13                    | DARUNTER: LOS        |
| -                  | -                 | -                      | -                     | -                            | -        | 8                     | KAMERUN              |
| -                  | -                 | -                      | -                     | -                            | -        | 2                     | DSCHIBUTI            |
| -                  | -                 | -                      | -                     | -                            | -        | 19                    | AETHIOPIEN           |
| -                  | -                 | -                      | -                     | -                            | -        | 19                    | DARUNTER: ADD        |
| -                  | 12                | -                      | -                     | -                            | -        | 76                    | KENIA                |
| -                  | 12                | -                      | -                     | -                            | -        | 40                    | DARUNTER: NBO        |
| -                  | -                 | -                      | -                     | -                            | -        | 36                    | NBA                  |
| -                  | -                 | -                      | -                     | -                            | -        | 4                     | SAMBIA               |
| -                  | -                 | -                      | -                     | -                            | -        | 9                     | SIMBABWE             |
| -                  | -                 | -                      | -                     | -                            | -        | 10                    | NAMIBIA              |
| -                  | -                 | -                      | -                     | -                            | -        | 5                     | GESCHELLEN           |
| -                  | 5                 | -                      | -                     | -                            | -        | 13                    | MAURITIUS            |
| -                  | 5                 | -                      | -                     | -                            | -        | 13                    | DARUNTER: MRU        |
| -                  | -                 | -                      | -                     | -                            | -        | 40                    | SUEDAFRIKA           |
| -                  | -                 | -                      | -                     | -                            | -        | 40                    | DARUNTER: JNB        |
| 17                 | 156               | 17                     | 9                     | 9                            | -        | 966                   | A F R I K A          |
| -                  | 13                | -                      | -                     | -                            | -        | 215                   | KANADA               |
| -                  | 13                | -                      | -                     | -                            | -        | 38                    | DARUNTER: YUL        |
| -                  | -                 | -                      | -                     | -                            | -        | 107                   | YYZ                  |
| -                  | -                 | -                      | -                     | -                            | -        | 31                    | YVR                  |
| -                  | -                 | -                      | -                     | -                            | -        | 14                    | YYC                  |
| -                  | -                 | -                      | -                     | -                            | -        | 17                    | YQX                  |
| -                  | 117               | 19                     | -                     | -                            | -        | 1 466                 | USA                  |
| -                  | 56                | 17                     | -                     | -                            | -        | 485                   | DARUNTER: NYC        |
| -                  | 30                | -                      | -                     | -                            | -        | 209                   | CHI                  |
| -                  | -                 | -                      | -                     | -                            | -        | 62                    | BOS                  |
| -                  | -                 | -                      | -                     | -                            | -        | 110                   | DCA                  |
| -                  | -                 | -                      | -                     | -                            | -        | 42                    | DET                  |
| -                  | -                 | -                      | -                     | -                            | -        | 31                    | PIT                  |
| -                  | -                 | -                      | -                     | -                            | -        | 31                    | CVG                  |
| -                  | -                 | -                      | -                     | -                            | -        | 11                    | *UL                  |
| -                  | 31                | -                      | -                     | -                            | -        | 96                    | ATL                  |
| -                  | -                 | -                      | -                     | -                            | -        | 14                    | CLT                  |
| -                  | -                 | -                      | -                     | -                            | -        | 71                    | MIA                  |
| -                  | -                 | -                      | -                     | -                            | -        | 15                    | ORL                  |
| -                  | -                 | -                      | -                     | -                            | -        | 88                    | DAL                  |
| -                  | -                 | -                      | -                     | -                            | -        | 44                    | SFO                  |
| -                  | -                 | 1                      | -                     | -                            | -        | 70                    | LAX                  |
| -                  | -                 | -                      | -                     | -                            | -        | 49                    | ANC                  |
| -                  | -                 | -                      | -                     | -                            | -        | 13                    | MEXIKO               |
| -                  | -                 | -                      | -                     | -                            | -        | 7                     | KUBA                 |
| -                  | -                 | -                      | -                     | -                            | -        | 21                    | DOMINIK. REP.        |
| -                  | -                 | -                      | -                     | -                            | -        | 9                     | ANTIGUA-BARB.        |
| -                  | -                 | -                      | -                     | -                            | -        | 5                     | ST. LUCIA            |
| -                  | -                 | -                      | -                     | -                            | -        | 4                     | SONST. WESTIN.       |
| -                  | -                 | -                      | -                     | -                            | -        | 9                     | KOLUMBIEN            |
| -                  | -                 | -                      | -                     | -                            | -        | 27                    | VENEZUELA            |
| -                  | -                 | -                      | -                     | -                            | -        | 18                    | DARUNTER: CCS        |
| -                  | 1                 | -                      | -                     | -                            | -        | 47                    | BRASILLEN            |
| -                  | -                 | -                      | -                     | -                            | -        | 25                    | DARUNTER: RIO        |
| -                  | -                 | -                      | -                     | -                            | -        | 17                    | SAO                  |
| -                  | 131               | 19                     | -                     | -                            | -        | 1 823                 | A M E R I K A        |
| -                  | -                 | -                      | -                     | -                            | -        | 10                    | LIBANON              |
| -                  | 54                | -                      | -                     | -                            | -        | 148                   | ISRAEL               |
| -                  | 54                | -                      | -                     | -                            | -        | 148                   | DARUNTER: TLV        |
| -                  | -                 | -                      | -                     | -                            | -        | 30                    | JORDANIEN            |
| -                  | -                 | -                      | -                     | -                            | -        | 29                    | DARUNTER: AMM        |
| -                  | 13                | -                      | -                     | -                            | -        | 33                    | SYRIEN               |
| -                  | 13                | -                      | -                     | -                            | -        | 28                    | DARUNTER: DAM        |
| -                  | -                 | -                      | -                     | -                            | -        | 44                    | IRAN                 |
| -                  | -                 | -                      | -                     | -                            | -        | 44                    | DARUNTER: THR        |
| -                  | -                 | -                      | -                     | -                            | -        | 39                    | BAHRAIN              |
| -                  | -                 | -                      | -                     | -                            | -        | 39                    | DARUNTER: BAH        |
| -                  | -                 | -                      | -                     | -                            | -        | 6                     | KATAR                |
| -                  | 1                 | -                      | -                     | -                            | -        | 79                    | SAUDI-ARAB.          |
| -                  | -                 | -                      | -                     | -                            | -        | 27                    | DARUNTER: DHA        |
| -                  | 1                 | -                      | -                     | -                            | -        | 21                    | JED                  |
| -                  | -                 | -                      | -                     | -                            | -        | 31                    | RUH                  |
| -                  | -                 | -                      | -                     | -                            | -        | 5                     | JEM. ARAB. REP.      |
| -                  | -                 | -                      | -                     | -                            | -        | 1                     | OMAN                 |
| -                  | 8                 | -                      | -                     | -                            | -        | 107                   | V. A. EMIRATE        |
| -                  | 8                 | -                      | -                     | -                            | -        | 13                    | DARUNTER: SHJ        |
| -                  | -                 | -                      | -                     | -                            | -        | 71                    | DXB                  |
| -                  | -                 | -                      | -                     | -                            | -        | 23                    | AUH                  |
| -                  | -                 | -                      | -                     | -                            | -        | 39                    | PAKISTAN             |
| -                  | -                 | -                      | -                     | -                            | -        | 36                    | DARUNTER: KHI        |
| -                  | -                 | -                      | -                     | -                            | -        | 4                     | BANGLADESCH          |
| -                  | -                 | -                      | -                     | -                            | -        | 1                     | AFGHANISTAN          |
| -                  | -                 | -                      | -                     | -                            | -        | 104                   | INDIEN               |
| -                  | -                 | -                      | -                     | -                            | -        | 52                    | DARUNTER: DEL        |
| -                  | -                 | -                      | -                     | -                            | -        | 42                    | BOM                  |
| -                  | 6                 | -                      | -                     | -                            | -        | 6                     | SRI LANKA            |
| -                  | 4                 | -                      | -                     | -                            | -        | 9                     | MALEDIVEN            |
| -                  | 1                 | -                      | -                     | -                            | -        | 63                    | THAILAND             |
| -                  | 1                 | -                      | -                     | -                            | -        | 63                    | DARUNTER: BKK        |
| -                  | -                 | -                      | -                     | -                            | -        | 10                    | MALAYSIA             |
| -                  | -                 | -                      | -                     | -                            | -        | 40                    | SINGAPUR             |

8 FLUGBEWEGUNGEN  
 8. 2 VERFLECHTUNG IM VERKEHR  
 8. 2. 1 STARTS

| NACH STRECKENZIELLAND<br>BZW. ----- FLUGPLATZ | VON STRECKEN     |                   |                 |                      |                     |                    |                    |
|---|------------------|-------------------|-----------------|----------------------|---------------------|--------------------|--------------------|
|   | HAMBURG<br>(HAM) | HANNOVER<br>(HAJ) | BREMEN<br>(BRE) | DUESSELDORF<br>(DUS) | KOELN/BONN<br>(CGN) | FRANKFURT<br>(FRA) | STUTTGART<br>(STR) |
| <b>STARTS</b>                                 |                  |                   |                 |                      |                     |                    |                    |
| <b>INSGESAMT</b>                              |                  |                   |                 |                      |                     |                    |                    |
| DARUNTER: SIN .....                           | -                | -                 | -               | -                    | -                   | 40                 | -                  |
| HONGKONG (BRIT) .....                         | -                | -                 | -               | -                    | -                   | 62                 | -                  |
| DARUNTER: HKG .....                           | -                | -                 | -               | -                    | -                   | 62                 | -                  |
| JAPAN .....                                   | -                | -                 | -               | -                    | -                   | 59                 | -                  |
| DARUNTER: TYO .....                           | -                | -                 | -               | -                    | -                   | 59                 | -                  |
| KOREA REP. ....                               | -                | -                 | -               | -                    | -                   | 1                  | -                  |
| CHINA .....                                   | -                | -                 | -               | -                    | -                   | 26                 | -                  |
| DARUNTER: PEK .....                           | -                | -                 | -               | -                    | -                   | 26                 | -                  |
| <b>A S I E N .....</b>                        | <b>1</b>         | <b>-</b>          | <b>-</b>        | <b>-</b>             | <b>16</b>           | <b>818</b>         | <b>4</b>           |
| <b>I N S G E S A M T ..</b>                   | <b>2 657</b>     | <b>1 047</b>      | <b>427</b>      | <b>4 250</b>         | <b>1 658</b>        | <b>10 226</b>      | <b>1 974</b>       |

AUGUST 1990

MIT GEBIETEN AUSSERHALB DES BUNDESGBIETES

| HERKUNFTSFLUGPLATZ |                   |                        |                       |                              |          | NACH STRECKENZIELLAND |                      |
|--------------------|-------------------|------------------------|-----------------------|------------------------------|----------|-----------------------|----------------------|
| NUERNBERG<br>(NUE) | MUENCHEN<br>(MUC) | BERLIN (WEST)<br>(BER) | SAARBRUECKEN<br>(SCN) | MUENSTER/<br>OSNABRUECK(FMO) | SONSTIGE | INSGESAMT             | BZW. ----- FLUGPLATZ |
| -                  | -                 | -                      | -                     | -                            | -        | 40                    | STARTS               |
| -                  | -                 | -                      | -                     | -                            | -        | 62                    | -----                |
| -                  | -                 | -                      | -                     | -                            | -        | 62                    | INSGESAMT            |
| -                  | -                 | -                      | -                     | -                            | -        | 59                    | -----                |
| -                  | -                 | -                      | -                     | -                            | -        | 59                    | DARUNTER: SIN        |
| -                  | -                 | -                      | -                     | -                            | -        | 1                     | HONGKONG (BRIT)      |
| -                  | -                 | -                      | -                     | -                            | -        | 26                    | DARUNTER: HKG        |
| -                  | -                 | -                      | -                     | -                            | -        | 26                    | JAPAN                |
| -                  | -                 | -                      | -                     | -                            | -        | 26                    | DARUNTER: TYO        |
| -                  | -                 | -                      | -                     | -                            | -        | 26                    | KOREA REP.           |
| -                  | -                 | -                      | -                     | -                            | -        | 26                    | CHINA                |
| -                  | -                 | -                      | -                     | -                            | -        | 26                    | DARUNTER: PEK        |
| -                  | 87                | -                      | -                     | -                            | -        | 926                   | A S I E N            |
| 596                | 4 118             | 783                    | 124                   | 196                          | -        | 28 056                | I N S G E S A M T    |



# Fachserie 8: Verkehr

## Reihe 1: Güterverkehr der Verkehrswege

Im Vierteljahresbericht werden die Ergebnisse der Gütertransportstatistiken (vor allem beförderte Tonnen nach Versand und Empfang) vergleichend dargestellt. Während für die Verkehrswege Seeschifffahrt und Luftfahrt nur wichtige Eckdaten enthalten sind, werden die drei Landverkehrsträger Eisenbahn, Straße und Binnenschifffahrt ausführlich im Vergleich nachgewiesen. Die Ergebnisse werden nach Gütergruppen, Verkehrsbezirken und Hauptverkehrsbeziehungen differenziert. Ferner wird der Verkehr in Rohrfernleitungen dargestellt.

Der Jahresbericht ist wesentlich tiefer gegliedert. In ihm sind zusätzlich lange Reihen zur Güterverkehrsentwicklung und Tabellen zum Güterverkehr nach Entfernungsstufen und zur tonnenkilometrischen Leistung enthalten. Die Darstellung der Güterverflechtung nach Verkehrsgebieten untereinander und der Grenzüberschreitende Verkehr nach Verkehrsbezirken im Ausland nimmt breiten Raum ein. Außerdem wird eine Verflechtungstabelle zum Durchgangsverkehr nachgewiesen.

## Reihe 2: Eisenbahnverkehr

In monatlicher Erscheinungsfolge werden für den öffentlichen schienengebundenen Verkehr der Deutschen Bundesbahn und der nichtbundeseigenen Eisenbahnen die wichtigsten Zahlen über Verkehrsleistungen und Verkehrseinnahmen im Personen- und Güterverkehr nachgewiesen. Regional sind die Ergebnisse des Güterverkehrs nach Hauptverkehrsbeziehungen, Verkehrsgebieten und -bezirken aufgeschlüsselt.

Im Jahresbericht werden – neben tiefer gegliederten Ergebnissen – Angaben über die Struktur der Unternehmen, den Bestand an Verkehrsmitteln und -einrichtungen sowie über Bahnbetriebsunfälle mit Personenschaden ausgewiesen. Ferner finden sich Angaben über den Personalbestand nach dem Beschäftigungsverhältnis und den betrieblichen Einsatz.

## Reihe 3: Straßenpersonenverkehr

Der Vierteljahresbericht enthält Angaben über die Betriebs- und Verkehrsleistungen (Wagen-Kilometer, beförderte Personen, Personen-Kilometer) sowie die umsatzsteuerpflichtigen Einnahmen (ohne Einnahmen aus dem Freigestellten Schülerverkehr) der Straßenverkehrsunternehmen (ohne Kleinunternehmen mit weniger als 6 Bussen) im Berichtsvierteljahr.

Im Jahresbericht sind entsprechende Nachweisungen für das Berichtsjahr enthalten; zusätzlich werden für alle Unternehmen Vorjahresergebnisse über die Umsätze einschließlich der Einnahmen aus dem Freigestellten Schülerverkehr und der Ausgleichszahlungen der öffentlichen Hand für Beförderungen von Schwerbehinderten und Schülern (Ausbildungsverkehr) und der Vergütungen für durchgeführte Auftragsfahrten dargestellt. Außerdem werden Strukturdaten der Unternehmen am Stichtag des Berichtsjahres (Linien- und Fahrzeugbestände, Personal) nachgewiesen.

## Reihe 4: Binnenschifffahrt

Die monatlichen Nachweisungen erstrecken sich auf den Güterverkehr auf Binnenwasserstraßen, den Güterumschlag in Binnenhäfen, den Verkehr an Grenzzoll- und Übergangsstellen, den Durchgangsverkehr, den Güterverkehr der Bundesländer nach Hauptverkehrsbeziehungen sowie an ausgewählten Schleusen.

Der Jahresbericht enthält weitergehende Nachweisungen des Güterverkehrs nach Verkehrsbezirken. Außerdem werden Unternehmen, deren verfügbare Schiffe, Beschäftigte und Umsätze in der Binnenschifffahrt, der Bestand an Binnenschiffen der Bundesrepublik Deutschland sowie Schiffsunfälle dargestellt.

## Reihe 5: Seeschifffahrt

Im Monatsbericht werden Schiffs- und Güterverkehr über See nach Häfen, Flaggen und Verkehrsrichtungen, der Verkehr auf dem Nord-Ostsee-Kanal, der Containerverkehr über See mit Häfen außerhalb des Bundesgebietes und der Bestand an Seeschiffen unter der Flagge der Bundesrepublik Deutschland nachgewiesen.

Der Jahresbericht enthält weitergehende Nachweisungen sowie zusätzlich die Aufteilung des Güterverkehrs nach Verkehrsbezirken und Angaben über das Bordpersonal.

## Reihe 6: Luftverkehr

Der Monatsbericht umfaßt den Personen-, Güter- und Postverkehr mit Luftfahrzeugen sowie Starts und Landungen nach Flughäfen. Diese Ergebnisse sind im Jahresbericht differenzierter aufgliedert, wobei zusätzlich noch Angaben aus der Unternehmensstatistik (Unternehmen, Beschäftigte, Luftfahrzeugbestand, Umsatz) und über den nichtgewerblichen Luftverkehr gebracht werden.

## Reihe 7: Verkehrsunfälle (bis Dez. 1988 Reihe 3.3)

Der Monatsbericht (ca. 30 Seiten) enthält Angaben über Unfälle nach Straßenarten, Unfallarten und -typen, Kalendertagen, Ländern, Großstädten sowie über Verunglückte und Unfallbeteiligte nach Art der Verkehrsteilnahme. Ferner sind Unfallursachen und Unfälle des Auslandes dargestellt. Dabei werden die aktuellsten Monatsergebnisse mit dem kumulierten Jahresteil und die vergleichbaren Zeitabschnitte des Vorjahres nachgewiesen.

Der Jahresbericht mit rd. 250 Seiten ist wesentlich tiefer gegliedert und bringt Angaben über Unfälle und Verunglückte nach Unfallart und -typ, nach Straßenart und Ortslage, nach Monat, nach Unfallverursachung unterschieden nach dem Geschlecht und den Unfallursachen (Fehlverhalten der Verkehrsteilnehmer sowie technische Mängel und andere Ursachen). Ab 1985 sind auch Auswertungen über Alkoholunfälle und deren Folgen, Autobahnunfälle, Lichtverhältnisse und Straßenzustand zum Unfallzeitpunkt sowie über das Fehlverhalten der Fahrzeugführer und ihrem Alter enthalten.

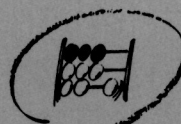
Die Entwicklung des Unfallgeschehens wird in einer Vielzahl von Zeitreihen für die wichtigsten Unfallmerkmale verdeutlicht. Angaben für über 100 Länder sind im internationalen Teil zusammengestellt. Methodische Erläuterungen und Bezugswerte zum Unfallgeschehen (Bevölkerung, Straßenlänge, Fahrzeugbestände, Fahrleistungen, Gurtanlagequoten usw.) sind im Anhang aufgeführt.

## Systematiken

Systematik der Wirtschaftszweige mit Erläuterungen, Ausgabe 1979

Güterverzeichnis für die Verkehrsstatistik, Ausgabe 1969

Verzeichnis der Verkehrsbezirke und Häfen, Ausgabe 1980



STATISTISCHES BUNDESAMT  
GUSTAV-STRESEMANN-RING 11  
6200 WIESBADEN 1

Veröffentlichungen und Prospekte sind durch den Verlag METZLER-POESCHEL, Verlagsauslieferung Hermann Leins Postfach 11 52, 7408 Kusterdingen, erhältlich.