


Statistisches Bundesamt

Federal Statistical Office

Foreign Trade according to the Standard International Trade Classification (SITC-Rev.3) – Special Trade

1994

— METZLER —
POESCHEL —



Statistisches Bundesamt
Federal Statistical Office

Foreign Trade according to the Standard International Trade Classification (SITC-Rev.3) – Special Trade

1994

Statistisches Bundesamt
Federal Statistical Office

**METZLER
POESCHEL**

Bestell-Nr. 6370010-94700

Foreign Trade according to the Standard International Trade Classification (SITC-Rev. 3) – Special Trade 1994

Published by: Federal Statistical Office, Wiesbaden



Information: Federal Statistical Office
General Information Service
65180 Wiesbaden

- Phone: 06 11 / 75 24 05
- Fax: 06 11 / 75 33 30
- T-Online (Btx): * 48484#
- Internet: <http://www.statistik-bund.de>

Zweigstelle Berlin (Branche Office)
Postfach 276, 10124 Berlin

- Phone: 030 / 23 24 68 66
- Fax: 030 / 23 24 68 72

Distribution: Metzler-Poeschel, Stuttgart

Delivery: Hermann Leins GmbH & Co. KG
Postfach 11 52
72125 Kusterdingen
Phone: 0 70 71 / 93 53 50
Fax: 0 70 71 / 3 36 53

Periodicity: annually

Published in August 1996

Price: DM 30,50

Order Number: 6370010 - 94700

© Statistisches Bundesamt, Wiesbaden 1996

All rights reserved. In particular, no part of this publication may, for commercial purposes, be translated, reproduced or copied, recorded on microfilm/microfiche or stored in retrieval systems without the prior explicit permission of the Statistisches Bundesamt.

100 % recycled paper.

Contents

	Page
Introduction	4
Geographical Nomenclature for the Foreign Trade Statistics of the Federal Republic of Germany	8
Alphabetical Index of Countries for Table 7	10
Chart: Index of Current Value, Volume and Average Value of Imports and Exports (Special Trade)	12
 Tables:	
1 Development of Current Value and Volume (Base 1980) of Imports and Exports (Special Trade) by Sections of the SITC-Rev. 3	
1.1 Imports by Groups of Countries in 1 000 DM	14
1.2 Exports by Groups of Countries in 1 000 DM	16
2 Index of Current Value, Volume and Average Value of Imports and Exports (Special Trade) by Sections of the SITC-Rev. 3 (1980 = 100)	
2.1 Total	18
2.2 EC-Countries	20
2.3 Other Countries	22
3 Imports and Exports (Special Trade) by Sections and Divisions of the SITC-Rev. 3	
3.1 Imports	24
3.2 Exports	25
4 Imports and Exports (Special Trade) by Groups and Subgroups of SITC-Rev. 3	
4.1 Imports	26
4.2 Exports	43
5 Imports and Exports (Special Trade) by Continents and Countries (Countries of Production and Consumption)	60
6 Imports and Exports (Special Trade) by Groups of the SITC-Rev. 3 and by Countries of Production and Consumption	63
7 Imports and Exports (Special Trade) by Countries of Production and Consumption and by Groups of the SITC-Rev. 3	241

The data in the summary presentations relate to the Federal Republic of Germany according to the territory until 3 October 1990; they include Berlin-West.

The data in the main table relate to the Federal Republic of Germany according to the territory since 3 October 1990.

Symbols and Abbreviations

- 0 = Less than half of 1 at the last occupied digit, but more than nil
- = Category not applicable
- . = Figure unknown or not to be disclosed
- x = Tabular group blocked, information not meaningful
- n.e.s. = Not elsewhere stated

Introduction

1 General explanations

1.1 Legal foundations

The legal foundations of foreign trade statistics are:

- The Law on Statistics for Federal Purposes (Federal Statistics Law - BStatG) as amended on 22 January 1987 (Bundesgesetzblatt I, p 462, 565 last amended by Article 6, Paragraph 36 of the Law of 27 December 1993 (BGBl. I p. 2378)
- The Law on Statistics on Frontier Crossing Trade in Goods (Foreign Trade Statistics Law - AHStatGes) of 1 May 1957 (Bundesgesetzblatt I, p. 413), amended by Article 9 of the 1st Law on the Adjustment of Statistics of 14 March 1980 (Bundesgesetzblatt I, p 294),
- the Ordinance for the Implementation of the Law on Statistics on Frontier Crossing Trade in Goods (Foreign Trade Statistics - Implementing Ordinance - AHStatDV) as amended on 8 February 1989 (Bundesgesetzblatt I, p. 203), amended by the 8th Ordinance amending the Ordinance on the Implementation of the Law on Statistics on Frontier Crossing Trade in Goods of 14 June 1991 (Bundesgesetzblatt I, p. 1268),
- further the legal provisions of the EC as mentioned in Section I - Paragraph D of the leaflet on the Single Document of 23 October 1987, published in the Federal Advertiser on 12 November 1987, No. 213 a).

1.2 Subject-matter

Subject matter of the foreign trade statistics of the Federal Republic of Germany is the frontier crossing trade in goods of the statistical territory with foreign countries.

Foreign countries for the purposes of foreign trade statistics are the territories outside the statistical territory and outside the new Länder und Berlin-East.

Foreign trade statistics do not include the trade in goods between the statistical territory and the new Länder and Berlin-East. It is shown in separate statistics published as Series 6 in Subject-Matter Series 6 (Commerce, Hotel and Restaurant Industry, Tourism).

1.3 Statistical territory

The statistical territory of foreign trade statistics comprises the Federal Republic of Germany (excl. the customs exclave of Büsingen) incl. Berlin (West) and the Austrian communities of Jungholz and Mittelberg (as customs enclaves).

1.4 Declaration

The results of foreign trade statistics are generally based on the data provided by importers and exporters. The declaration for purposes of foreign trade statistics is a rule effected using the forms "Einfuhranmeldung" (Import declaration) and "Ausfuhrerklärung zugleich Ausfuhranmeldung" (Notification of exports and export declaration).

1.5 Trade system

The frontier crossing goods traffic is shown in foreign trade statistics as general trade and as special trade. Special trade essentially comprises those commodities which entered the statistical territory for use, contively, originated from production, working or manufacturing in the statistical territory and have been exported.

2 Special trade

2.1 The data of the present publication relate to special trade which comprises

2.1.1 in imports

- the direct importation of goods into free circulation, for inward processing under customs control ("Eigeneredelung" - processing of goods Germans for German account - and "Lohnveredelung" - processing of goods by Germans for foreign account), after outward processing under customs control, and also repair trade,

- the importation of foreign goods leaving customs warehouses into the above mentioned types of imports; as warehouses in the meaning of foreign trade statistics are considered free port storage warehouses), as well as some special cases.

2.1.2 in exports

the exportation of goods from free circulation, after customs-approved inward processing ("Eigenveredelung" - processing of goods by Germans for German account - and "Lohnveredelung" - processing of goods by Germans for foreign account), for customs-approved outward processing, and also repair trade.

2.2 Ships' and aircraft stores

As ships' and aircraft stores are shown in special trade the delivery of foreign goods leaving customs warehouses for the needs of outward-bound German seagoing vessels and aircraft (as imports), as well as the delivery of goods from free circulation and inward processing for the needs of outward-bound foreign ships and aircraft stores as imports is also the delivery of foreign goods leaving customs warehouses for the supply of German seagoing ships and aircraft in foreign ports/airports. The relevant data are included in the types of importation and/or exportation mentioned in Section 2.1.1 and 2.1.2 respectively.

2.3 Exemptions and simplification

The results of foreign trade statistics do not comprise goods and transport operations which according to Art. 31 of the Ordinance for the Implementation of the Law on Statistics on Frontier Crossing in Goods (AHStatDV) are exempted from declaration, such as since October 1989 shipments of industrial goods of a value of up to DM 1 000 inclusive (previously DM 500) and of food and agricultural goods of a value of up to DM 200 inclusive (previously DM 100), provided the weight of the shipment does not exceed 1,00 kg; presents of a value of DM 1 000 inclusive per shipment; silver and gold for international payments; diplomatic and consular goods; up to 1975 electric power.

Not included either are goods imported or exported by the foreign armed forces stationed in the Federal Republic of Germany.

2.4 Reference month

As far as the presentation of foreign trade as special trade is concerned, direct imports and exports are generally shown in the month they crossed the border, while importations of goods entering customs warehouses, on the other hand, are shown only at the time of their importation from customs warehouses. Due to unavoidable delays in the submission of the declaration, and also because of the necessity to clear up doubtful items, it is possible to some, though to a rather small extent that imports and exports are shown in a later reporting period. On the other hand, the export figures may also comprise shipments which, with the combined shipping procedure, with the simplified combined shipping procedure by railway or with the TIR procedure, have not yet left the statistical territory.

2.5 Commodity classification

The grouping of commodities is shown according to the Standard International Trade Classification,

Revision 3 (abbreviated title: SITC-Rev. 3; Statistical Papers, Series M, No. 34/Rev. 3).

According to a decision of the Council of the European Communities taken on 9 December 1985 (75/767 EEC), this revised version of the SITC will be used in the member countries as of January 1978. It replaces the first revised 1961 version of the Standard International Trade Classification (SITC, Revised).

As against the first revised version, the SITC-Rev. 3 contains numerous changes and, in part, considerable extensions and has also been reconciled with the Nomenclature of the Customs Cooperation Council - CCCN - (formerly "Brussels Tariff Nomenclature") in such a manner that the smallest components (5 - digit SITC - positions) are corresponding to the tariff numbers of this nomenclature, of parts of such tariff numbers.

Details concerning the allocation of commodities can be seen from a correlation of the positions of the SITC-Rev. 3 with the Commodity Classification for Foreign Trade Statistics which can be obtained as a special print direct from the Federal Statistical Office, Postfach 55 28, D-65180 Wiesbaden. This correlation is further published as Annex 1 in the annual issue of Series 1 of Subject - Matter Series 7.

In the present report, the figures shown are for all reporting periods presented according to the new version of the SITC-Rev. II.

For many items the commodity descriptions have been abbreviated. The complete wording can be seen from the original version of the SITC, Rev. II, of the United Nations.

Deviating therefrom, postal packages (911) are classified in German foreign trade statistics according to their contents. Gold coins are covered by group 972; other coins (961) used as legal tender are not contained in the figures of foreign trade statistics.

Foreign Trade of electric energy comprises the financial settlements (incl. some special cases) and is shown throughout in Mwh.

See also the article "Neue Warennomenklaturen für die Außenhandelsstatistik ab 1988" (New nomenclatures of goods for foreign trade statistics in "Wirtschaft und Statistik") No. 5/1987, p. 396 ff. -

2.6 Presentation

In Table 6 only those countries for which the reported value of imports or exports was at least \$ 30,000 are presented under the individual groups.

Table 7 presents under the various countries merely those groups of the SITC, for which the reported value for imports or exports was at least \$ 30,000 in the year concerned.

Where the country of origin is not known, it will be replaced by the country of consignment. The country of consignment is the country from which the goods were shipped into the statistical territory without being subjected to consecutive stays or legal operations in the countries of transit other than those in connection with their shipment.

with regard to exports, that country is shown as the country of destination in which the goods shall be used or consumed, worked or manufactured. Where the country of destination is not known, it will be the last known country into which the goods are to be shipped that will be considered as the country of destination.

2.7 Partner countries

The "Alphabetic Index of Countries for Foreign Trade Statistics" as of January 1994 includes altogether 222 countries or areas, respectively. A detailed list of all countries is included in this publication.

With regard to imports, that country of origin as the country of production where goods were produced (country of origin), where the goods either were entirely extracted or manufactured, or where they underwent their last essential and economically justified working or stage of manufacture. There apply the conceptual definitions of Articles 4 to 7, Par. 1, of the Ordinance (EEC) No. 802/68 of the Council of 27 June 1968 (OJ EurCom., No. L 148, p. 1). As far as exports are concerned, that country is shown as the country of consumption (country of destination), in which the goods are to be used or consumed, worked or transformed

2.8 Quantities

The quantity data (deciton - dt = 100 kg) refer to the net weight of the goods, or the net weight incl. retail packaging, respectively.

2.9 Values

The values are presented in DM 1,000 and in \$ 1,000. As a general principle, they relate to the value free at border which, independently of the currency shown on the invoice, must always be declared and recorded in DM. This is the value free at border of the statistical territory, and, as imports are concerned, the duties on entry are excluded. In the case of exportation or importation after processing, always the full value of the

goods including processing and distribution costs is shown.

The values published in \$ 1,000 have been subsequently computed for imports and exports from the DM values. For this purpose, the following conversion rates were applied.:

As from year month	DM for 1 US-\$	As from year month	DM for 1 US-\$
1989		1990	
January	1,83	January	1,69
February	1,85	February	1,68
March	1,87	March	1,70
April	1,87	April	1,69
May	1,95	May	1,66
June	1,98	June	1,68
July	1,89	July	1,64
August	1,93	August	1,57
September	1,95	September	1,57
Oktober	1,87	Oktober	1,52
November	1,83	November	1,49
Dezember	1,74	Dezember	1,49
1991		1992	
January	1,51	January	1,58
February	1,48	February	1,62
March	1,60	March	1,67
April	1,70	April	1,65
May	1,72	May	1,62
June	1,78	June	1,58
July	1,79	July	1,49
August	1,75	August	1,45
September	1,70	September	1,44
Oktober	1,69	Oktober	1,48
November	1,63	November	1,59
Dezember	1,57	Dezember	1,58
1993		1994	
January	1,62	January	1,74
February	1,64	February	1,74
March	1,65	March	1,69
April	1,60	April	1,70
May	1,61	May	1,66
June	1,65	June	1,63
July	1,71	July	1,57
August	1,70	August	1,56
September	1,62	September	1,56
Oktober	1,64	Oktober	1,52
November	1,70	November	1,54
Dezember	1,71	Dezember	1,57

Deviations from the specific conversion ratio may be due to rounding of the partial figures of which the figures shown here are composed.

2.10 Volume, indices, terms of trade

The volume is determined by multiplying the quantity of the reference month (per commodity number and group of countries) which the unit value of the base year (per commodity number and group of countries). The required base unit values are calculated by dividing the actual values of the

base year (per commodity number and group of countries) by the relevant quantities. The volume indicates what the imports/exports would have been in the reference period if the unit values of the base year had remained constant.

The current value index shows the development of the nominal values as related to the base period. The volume index (according to Laspeyres) represents the development of foreign trade, adjusted for changes of the unit value. The unit value index (according to Paasche) informs about the movement of import and export unit values on the basis of the frontier crossing values. The terms of trade indicate how the purchasing power of an export unit, as measured in import units, has changed against the base year.

Index formulae:

- Current value index
$$V_{o,n} = \frac{p_n \cdot q_n}{p_o \cdot q_o} \cdot 100$$

- Volume index:

(according to Laspeyres)
$$Q_{o,n} = \frac{p_o \cdot q_n}{p_o \cdot q_o} \cdot 100$$

- Unit value index:

(according to Paasche)
$$P_{o,n} = \frac{p_n \cdot q_n}{p_o \cdot p_n} \cdot 100$$

- Terms of trade:

$$ToT = \frac{P_{o,n}}{P_{o,n}^{(m)}} \cdot 100$$

(real change relationship)

p = unit value per commodity number and group of countries, q = quality per commodity number and group of countries, o = base period, n = reference period

$P_{o,n}^{(x)}$ = index of export unit values, $P_{o,n}^{(m)}$ = index of import unit values.

See in this connection the article: "Neuberechnung des Außenhandelsvolumens und der Außenhandelsindizes of Basis 1980" in "Wirtschaft und Statistik", No. 2/1984, p. 155 ff.

Moreover, figures of still greater detail may be obtained against reimbursement of costs in the form of table extracts from the Federal Statistical Office, P.O.B. 5528, D-65180 Wiesbaden. Out of the great number of possible tabulations, the following should be mentioned:

Imports and exports by commodity number, countries of origin and of destination, types of imports and of exports,

Imports by code numbers, countries of origin and types of imports,

Imports/exports by sections, divisions, groups, sub-groups or items of the SITC and countries of origin/destination,

Imports/exports by trading countries and by countries of origin/destination as well as by commodity subgroups of food industry and the industrial economy,

Imports entering customs warehouses, imports leaving customs warehouses and exports leaving customs warehouses by commodity numbers and countries

Imports according to branches of transport, border sections, countries of origin and of destination as well as commodity of food industry and the industrial economy

A detailed description of the methodology of foreign trade statistics is contained in the publication "Außenhandel und Statistik" (Foreign Trade and Statistics) of the series "Zahl und Leben" (Figures and Life), No. 7 also published by Messrs. W. Kohlhammer.

See also the article "Methodische, systematische und anmeldetechnische Änderungen in der Außenhandelsstatistik ab 1988" (Changes of methodology, classification and declaration techniques in foreign trade statistics as from 1988) in "Wirtschaft und Statistik", No. 10/1986, p. 773 ff.

3 Notes

The figures for 1991 are definite results. For the results of earlier reference periods always applies the "Introductory Note" (Vorbemerkung) of the relevant report. "The figures include trade with other Member-States which can not be published in Break-down by Partner Country."

2.11 Publications and information service

Rather detailed figures of foreign trade statistics are being published in Series 2 to 8 and S of Subject-Matter Series 7, entitled "Außenhandel" (Foreign trade).

Geographical Nomenclature for the Foreign Trade Statistics of the Federal Republic of Germany

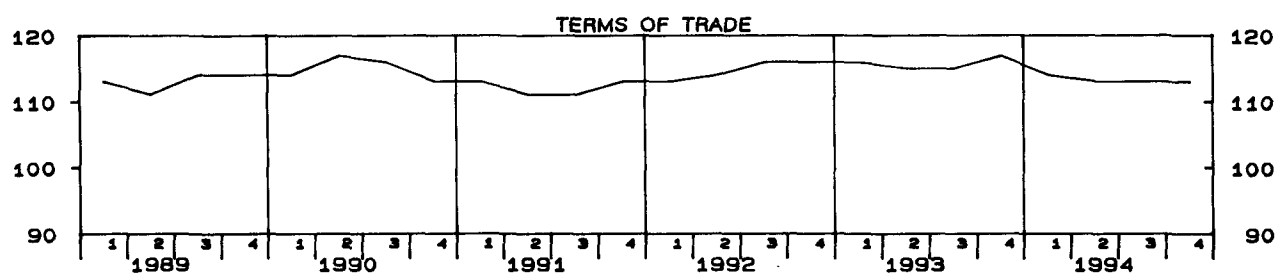
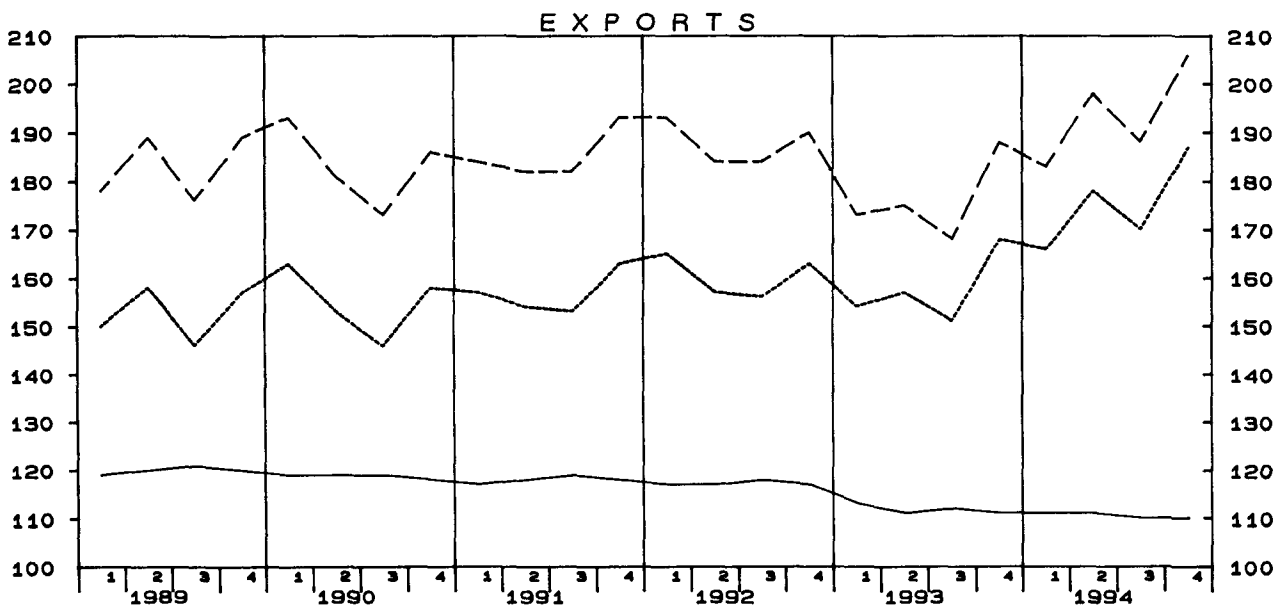
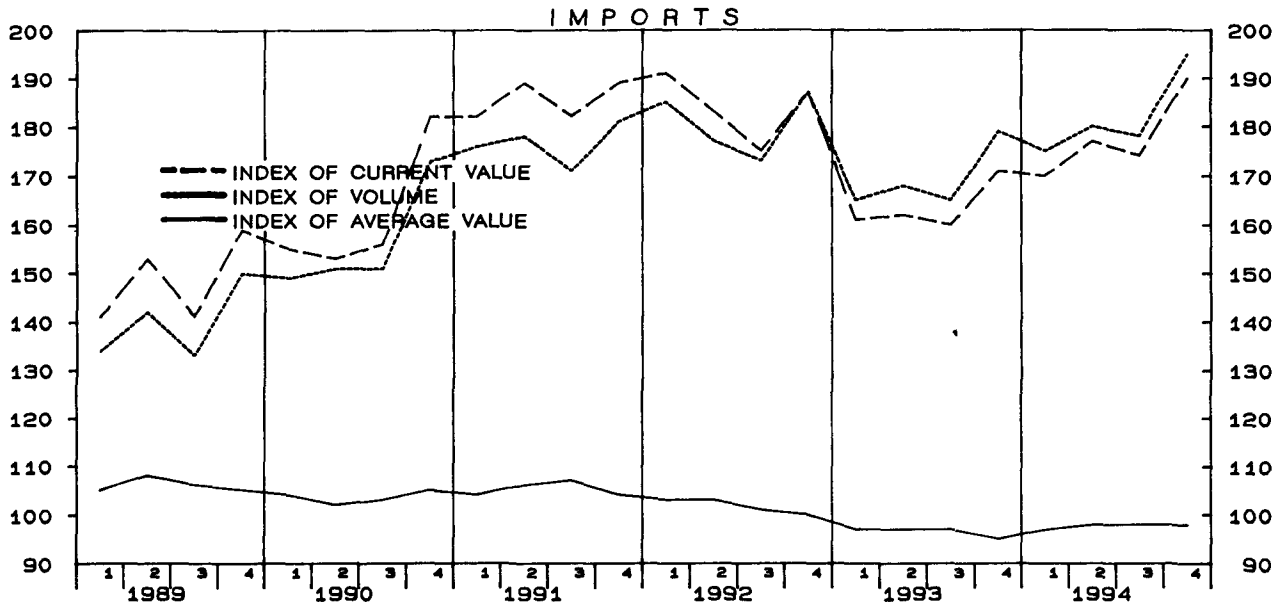
EUROPE		
Community		
001 France (incl. Monaco)	080 Turkmenistan	330 Angola
002 Belgium a. Luxembourg	081 Uzbekistan	334 Ethiopia
003 Netherlands	082 Tadjikistan	336 Eritrea
005 Italy	083 Kyrghyzstan	338 Djibouti
006 United Kingdom (Great Britain, Northern Ireland, Isle of Man, British Channel Islands)	091 Slovenia	342 Somalia
007 Ireland	092 Croatia	346 Kenya
008 Denmark	093 Bosnia a. Herzegovina	350 Uganda
009 Greece	094 Serbia a. Montenegro	352 Tanzania
010 Portugal (incl. Azores a. Madeira)	096 Macedonia	355 Seychelles a. dependencies
011 Spain		357 British Indian Ocean Territory (Chagos Archipelago)
Spanisch territories not included in the customs or statistical territory		366 Mozambique
021 Canary Islands		370 Madagascar
022 Ceuta a. Melilla		372 Réunion
	A F R I C A	373 Mauritius
	North Africa	375 Comoros
		377 Mayotte
		378 Zambia
	204 Morocco	382 Zimbabwe
	208 Algeria	386 Malawi
	212 Tunisia	388 South Africa
	216 Libya	389 Namibia
	220 Egypt	391 Botswana
	224 Sudan	393 Swaziland
		395 Lesotho
Other European Countries	West Africa	
024 Iceland	228 Mauritania	A M E R I K A
028 Norway (incl. Svalbard)	232 Mali	
030 Sweden	236 Burkina Faso	North America
032 Finland	240 Niger	
036 Switzerland (incl. Büsingen, Liechtenstein)	244 Chad	
038 Austria (excl. Jungholz a. Mittelberg)	247 Cape Verde	400 United States of America (incl. Puerto Rico)
041 Faroe Islands	248 Senegal	404 Canada
043 Andorra	252 Gambia	406 Greenland
040 Gibraltar	257 Guinea Bissau	408 St Pierre a. Miquelon
045 Vatican City State	260 Guinea	
046 Malta	264 Sierra Leone	Central and South Amerika
047 San Marino	268 Liberia	
052 Turkey	272 Côte d'Ivoire	412 Mexiko
053 Estonia	276 Ghana	413 Bermuda
054 Latvia	280 Togo	416 Guatemala
055 Lithuania	284 Benin	421 Belize
060 Poland	288 Nigeria	424 Honduras
061 Czech Republic		428 El Salvador
063 Slovakia	Central, East and South Africa	432 Nicaragua
064 Hungary		436 Costa Rica
066 Romania		442 Panama
068 Bulgaria	302 Cameroon	446 Anguilla
070 Albania	306 Central African Republic	448 Cuba
072 Ukraine	310 Equatorial Guinea	449 St. Christoph a. Nevis
073 Belarus	311 Sao Tomé a. Principe	452 Haiti
074 Moldova	314 Gabon	453 Bahamas
075 Russia	318 Congo	454 Turks a. Caicos Islands
076 Georgia	322 Zaire	456 Dominican Republic
077 Armenia	324 Rwanda	457 Virgin Islands of the United States
078 Azerbaijan	328 Burundi	
079 Kazakhstan	329 St. Helena a. dependencies	

Alphabetical Index of Countries for Table 7

Country	Page	Country	Page
Afghanistan	378	Ecuador	356
Albania	296	Egypt	316
Algeria	313	El Salvador	345
American Oceania	409	Equatorial Guinea	326
Americ. Virgin Is.	350	Eritrea	329
Andorra	276	Estonia	280
Angola	327	Ethiopia	328
Antigua & Barbuda	350	Falkland Is.	365
Anguilla	348	Faroe Islands	276
Argentina	363	Federated States of Micronesia	410
Armenia	303	Finland	269
Aruba	352	Fiji	409
Australia	404	France	241
Austral. Oceania	407	French Guiana	356
Austria	273	French Polynesia	409
Azerbaijan	303	Gabon	326
Bahamas	349	Gambia	320
Bahrain	374	Georgia	303
Bangladesh	381	Ghana	322
Barbados	352	Gibraltar	276
Belarus	298	Greece	257
Belgium & Luxembourg	243	Greenland	342
Belize	345	Grenada	352
Benin	323	Guadeloupe	350
Bermuda	344	Guatemala	344
Bhutan	384	Guinea	321
Bolivia	361	Guinea-Bissau	320
Bosnia a. Herzegovina	310	Guyana	355
Botswana	337	Haiti	348
Brazil	358	Honduras	345
Brit. In. Oc. Terr.	331	Hong Kong	402
British Virgin Islands	350	Hungary	291
Brunei	390	Iceland	264
Bulgaria	295	India	380
Burkina Faso	319	Indonesia	387
Burundi	327	Iran	368
Cambodia	387	Iraq	368
Cameroon	325	Ireland	252
Canada	340	Israel	368
Canary Islands	263	Italy	248
Cape Verde	320	Jamaica	351
Cayman Islands	351	Japan	398
Central Afr. Rep.	325	Jordan	371
Ceuta and Melilla	264	Kazakhstan	304
Czech. Republic	286	Kenya	329
Chad	319	Kiribati	409
Chile	360	Kuwait	373
China	394	Kyrgyzstan	306
Columbia	353	Laos	386
Comoros	333	Latvia	281
Congo	326	Lebanon	366
Costa Rica	346	Lesotho	338
Côte d'Ivoire	322	Liberia	321
Croatia	308	Libya	316
Cuba	348	Lithuania	283
Cyprus	365	Macao	404
Denmark	254	Madagascar	332
Djibouti	329	Malawi	335
Dominica	350	Malaysia	389
Dominican Republic	349	Maldives	382

Country	Page	Country	Page
Mali	319	Stores a. provisions	410
Malta	277	Sierra Leone	321
Macedonia	311	Singapore	391
Marshall Islands	410	Solomon Islands	408
Martinique	350	Somalia	329
Mauritania	318	South Africa	335
Mauritius	333	South Korea	397
Mayotte	333	Slovenia	306
Mexico	342	Spain	260
Moldova	300	Sri Lanka	382
Mongolia	394	St. Christoph a. Nevis	348
Morocco	312	St. Helena	327
Mozambique	331	St. Lucia	351
Myanmar	384	St. Pierre & Miquelon	342
Namibia	337	St. Vincent	351
Nauru	407	Sudan	318
Nepal	383	Suriname	355
Netherl. Antilles	353	Swaziland	338
Netherlands	245	Sweden	267
New Caledonia	408	Switzerland	271
New Zealand	407	Syria	367
N. Zealand Oceania	409	Tadjikistan	306
Nicaragua	346	Taiwan	401
Niger	319	Tanzania	330
Nigeria	324	Thailand	384
North Korea	396	Togo	323
Northern Mariana Island	409	Tonga	409
Norway	265	Trinidad and Tobago	352
Oman	377	Turks & Caicos Is.	349
Pakistan	379	Tunisia	314
Panama	347	Turkey	278
Papua New Guinea	406	Turkmenistan	305
Paraguay	362	Tuvalu	408
Peru	357	Uganda	330
Philippines	392	Ukraine	297
Pitcairn	409	Countries a. territories not determined	410
Poland	284	Unit. Arab. Emirates	376
Polar Reg.	410	United Kingdom	250
Portugal	259	Uruguay	362
Qatar	375	USA	338
Réunion	332	Uzbekistan	305
Romania	293	Vanuatu	409
Russia	301	Vatican City	277
Rwanda	327	Venezuela	354
S. Tomé & Príncipe	326	Vietnam	386
San Marino	378	Wallis & Futuna	409
Saudi Arabia	372	West. Samoa	409
Slovakia	289	Yemen	378
Senegal	320	Zaire	326
Serbia a. Montenegro	311	Zambia	333
Seychelles	331	Zimbabwe	334

INDEX OF CURRENT VALUE, VOLUME AND AVERAGE VALUE OF IMPORTS
AND EXPORTS (SPEZIAL TRADE)
1980 = 100 BNK08961



1) INDEX OF AVERAGE VALUE OF EXPORTS IN % OF THE INDEX OF AVERAGE VALUE OF IMPORTS

T a b l e s

**1 Development of Current Value and Volume of Imports and Exports
(Special Trade) by Sections of the SITC - Rev. 3**

**1.1 Imports by Groups of Countries
- Countries of production -**

Year Quarter	Total	Section									
		0 Food and live animals	1 Beverages and tobacco	2 Crude materials, inedible	3 Mineral fuels, lubricants etc.	4 Animal and vegetable oils and fats	5 Chemicals	6 Manu- factured goods classified chiefly by material	7 Machinery and transport equipment	8 Miscella- neous manu- factured articles	9 Commodities and trans- actions not classified acc to kind 1)
Current Value in 1 000 DM											
Total											
1991 ...	633 054 296	52 967 981	6 473 011	28 118 532	49 353 497	1 599 479	53 558 086	105 101 468	223 092 686	101 978 421	10 811 135
1992 ...	627 950 335	54 184 797	6 600 976	27 963 954	44 792 116	1 735 552	53 974 304	104 382 132	217 940 271	102 533 792	13 842 441
1993 ...	557 781 490	46 351 311	5 899 813	22 636 832	42 564 986	1 515 325	46 450 402	84 718 205	184 659 742	93 465 959	29 518 915
1994 ...	606 404 292	51 724 675	6 377 586	27 028 604	41 147 793	1 874 521	54 493 507	98 111 887	205 289 692	98 303 647	22 052 380
1991 Q 1	155 541 347	12 607 136	1 559 789	6 737 265	12 905 783	379 189	13 865 919	26 136 217	53 457 740	25 225 730	2 666 579
Q 2	160 943 480	13 300 886	1 572 775	7 333 972	12 308 104	381 102	13 850 475	27 031 696	59 099 350	23 236 027	2 829 093
Q 3	155 638 016	12 951 896	1 514 551	7 049 602	10 954 470	410 104	13 153 724	25 896 778	53 423 021	27 629 693	2 654 177
Q 4	160 931 453	14 108 063	1 825 896	6 997 693	13 185 140	429 084	12 687 968	26 036 777	57 112 575	25 886 971	2 661 286
1992 Q 1	162 998 505	13 538 083	1 606 755	7 153 393	12 006 577	439 425	14 091 911	26 356 956	56 938 829	27 032 990	3 833 586
Q 2	156 126 215	14 120 582	1 497 149	7 331 123	11 280 985	426 725	13 613 367	26 738 021	55 880 216	22 443 323	2 794 724
Q 3	149 177 750	12 395 034	1 525 926	6 522 624	10 485 940	427 232	13 246 078	24 874 967	49 553 366	26 271 591	3 874 992
Q 4	159 647 865	14 131 098	1 971 146	6 956 814	11 018 614	442 170	13 022 948	26 412 188	55 567 860	26 785 888	3 339 139
1993 Q 1	137 518 161	10 751 710	1 331 104	5 469 641	10 747 227	351 323	11 416 621	20 355 226	45 700 556	22 684 907	8 709 846
Q 2	138 538 728	11 306 181	1 474 480	5 769 153	10 211 053	382 285	11 338 550	21 444 663	47 327 810	21 110 197	8 174 356
Q 3	136 250 235	11 586 343	1 359 543	5 301 920	10 145 248	384 619	11 510 947	20 409 613	42 876 338	24 886 529	7 789 135
Q 4	145 474 366	12 707 077	1 734 686	6 096 118	11 461 458	397 098	12 184 284	22 508 703	48 755 038	24 784 326	4 845 578
1994 Q 1	144 861 233	11 835 981	1 408 055	6 204 409	10 315 149	395 897	12 696 701	21 911 270	48 207 613	25 560 399	6 325 759
Q 2	150 750 996	12 890 604	1 618 658	6 829 199	10 082 326	481 478	13 728 256	24 878 123	52 866 717	22 158 897	5 216 738
Q 3	148 585 253	12 937 976	1 551 254	6 541 356	9 860 378	437 639	13 513 817	24 168 337	48 386 267	25 618 030	5 570 199
Q 4	162 206 810	14 060 114	1 799 619	7 453 640	10 889 940	559 507	14 554 733	27 154 157	55 829 095	24 966 321	4 939 684
EC-Countries 2)											
1991 ...	310 187 247	32 351 162	4 543 331	9 268 089	20 637 971	794 563	34 249 496	55 726 629	108 858 849	39 766 685	3 990 472
1992 ...	306 297 295	34 005 662	4 399 978	9 104 225	17 277 463	850 292	34 179 141	55 523 175	104 918 179	40 618 693	5 420 487
1993 ...	250 567 033	27 616 993	3 952 372	6 323 595	17 160 344	663 914	27 859 662	39 763 766	77 437 758	29 525 147	20 263 482
1994 ...	266 867 316	30 069 297	4 145 113	7 423 952	15 741 606	856 346	32 815 557	45 833 257	85 692 421	31 750 211	12 539 556
1991 Q 1	77 759 618	7 506 417	1 080 711	2 339 381	5 919 039	204 144	8 847 636	13 723 633	27 293 220	9 903 416	942 021
Q 2	79 494 614	8 155 408	1 108 677	2 579 748	5 049 158	191 313	8 748 919	14 461 238	29 066 980	9 073 791	1 059 382
Q 3	73 518 044	8 296 990	1 058 762	1 998 891	4 099 046	188 230	8 494 919	13 459 413	24 653 033	10 332 271	936 489
Q 4	79 414 917	8 892 347	1 295 181	2 350 069	5 570 728	210 876	8 158 022	14 082 345	27 845 616	10 457 207	1 052 580
1992 Q 1	79 252 015	8 043 481	1 028 870	2 431 779	4 967 395	222 799	8 997 110	13 964 211	27 951 832	10 403 164	1 241 374
Q 2	77 133 073	8 935 794	1 009 055	2 460 356	4 073 698	204 773	8 679 669	14 387 006	27 014 171	9 132 278	1 236 273
Q 3	71 815 355	8 291 926	1 019 034	1 974 854	3 863 139	217 248	8 407 501	13 028 665	23 195 722	10 171 741	1 645 525
Q 4	78 096 852	8 734 461	1 343 019	2 237 236	4 373 231	205 472	8 094 861	14 143 293	26 756 454	10 911 510	1 297 315
1993 Q 1	62 901 547	6 188 250	823 243	1 633 869	4 238 557	157 820	6 851 769	9 415 123	19 983 538	7 086 113	6 523 265
Q 2	63 544 016	6 806 005	1 047 190	1 656 217	3 899 144	169 838	6 750 162	10 116 292	20 377 096	6 785 559	5 936 513
Q 3	60 141 410	7 273 915	851 361	1 448 824	3 963 093	166 855	6 960 411	9 501 245	17 080 272	7 689 455	5 205 979
Q 4	63 980 060	7 348 823	1 230 578	1 584 685	5 059 550	169 401	7 297 320	10 731 106	19 996 852	7 964 020	2 597 725
1994 Q 1	62 649 911	6 569 055	873 714	1 761 335	4 422 564	189 453	7 389 572	9 892 394	19 618 061	7 771 158	4 162 605
Q 2	68 573 002	7 653 137	1 053 750	2 042 344	3 677 791	213 489	8 342 376	12 011 412	23 139 774	7 616 804	2 822 125
Q 3	65 124 281	7 976 531	965 048	1 676 143	3 337 031	193 915	8 174 111	11 165 393	20 521 057	8 038 717	3 076 335
Q 4	70 520 122	7 870 574	1 252 601	1 944 130	4 304 220	259 489	8 909 498	12 764 058	22 413 529	8 323 532	2 478 491
Other Countries 3)											
1991 ...	322 867 049	20 616 819	1 929 680	18 850 443	28 715 526	804 916	19 308 590	49 374 839	114 233 837	62 211 736	6 820 663
1992 ...	321 653 040	20 179 135	2 200 998	18 859 729	27 514 653	885 260	19 795 163	48 858 957	113 022 092	61 915 099	8 421 954
1993 ...	307 214 457	18 734 318	1 947 441	16 313 237	25 404 642	851 411	18 590 740	44 954 439	107 221 984	63 940 812	9 255 433
1994 ...	339 536 976	21 655 378	2 232 473	19 604 652	25 406 187	1 018 175	21 677 950	52 278 630	119 597 271	66 553 436	9 512 824
1991 Q 1	77 781 729	5 100 719	479 078	4 397 884	6 986 744	175 045	5 018 283	12 412 584	26 164 520	15 322 314	1 724 558
Q 2	81 448 866	5 145 478	464 098	4 754 224	7 258 946	189 789	5 101 556	12 570 458	30 032 370	14 162 236	1 769 711
Q 3	82 119 972	4 654 906	455 789	5 050 711	6 855 424	221 874	4 658 805	12 437 365	28 769 988	17 297 422	1 717 688
Q 4	81 516 482	5 715 716	530 715	4 647 624	7 614 412	218 208	4 529 946	11 954 432	29 266 959	15 429 764	1 608 706
1992 Q 1	83 746 490	5 494 602	577 885	4 721 614	7 039 182	216 626	5 094 801	12 392 745	28 986 997	16 629 826	2 592 212
Q 2	78 993 142	5 184 788	488 094	4 870 767	7 207 287	221 952	4 933 698	12 351 015	28 866 045	13 311 045	1 558 451
Q 3	77 362 395	4 103 108	506 892	4 547 770	6 622 801	209 984	4 838 577	11 846 302	26 357 644	16 099 850	2 229 467
Q 4	81 551 013	5 396 637	628 127	4 719 578	6 645 383	236 698	4 928 087	12 268 895	28 811 406	15 874 378	2 041 824
1993 Q 1	74 616 614	4 563 460	507 861	3 835 772	6 508 670	193 503	4 564 852	10 940 103	25 717 018	15 598 794	2 186 581
Q 2	74 994 712	4 500 176	427 290	4 112 936	6 311 909	212 447	4 588 388	11 328 371	26 950 714	14 324 638	2 237 843
Q 3	76 108 825	4 312 428	508 182	3 853 096	6 182 155	217 764	4 550 536	10 908 368	25 796 066	17 197 074	2 583 156
Q 4	81 494 306	5 358 254	504 108	4 511 433	6 401 908	227 697	4 886 964	11 777 597	28 758 186	16 820 306	2 247 853
1994 Q 1	82 211 322	5 266 926	534 341	4 443 074	5 892 585	206 444	5 307 129	12 018 876	28 589 552	17 789 241	2 163 154
Q 2	82 177 994	5 237 467	564 908	4 786 855	6 404 535	267 989	5 385 880	12 866 711	29 726 943	14 542 093	2 394 613
Q 3	83 460 972	4 961 445	586 206	4 865 213	6 523 347	243 724	5 339 706	13 002 944	27 865 210	17 579 313	2 493 864
Q 4	91 686 688	6 189 540	547 018	5 509 510	6 585 720	300 018	5 645 235	14 390 099	33 415 566	16 642 789	2 461 193

1) Goods returned and replaced have not been allocated to the various sections according to their type but were as a whole included in Section 9.

2) France, Belgium an Luxembourg, Netherlands, Italy, United Kingdom, Irish Republic, Denmark.

3) Incl polar regions ships, and aircraft supplies and unidentified countries.

**1 Development of Current Value and Volume of Imports and Exports
(Special Trade) by Sections of the SITC - Rev. 3**
1.1 Imports by Groups of Countries
- Countries of production -

Year Quarter	Total	Section									
		0 Food and live animals	1 Beverages and tobacco	2 Crude materials, inedible	3 Mineral fuels, lubricants etc	4 Animal and vegetable oils and fats	5 Chemicals	6 Manu- factured goods classified chiefly by material	7 Machinery and transport equipment	8 Miscella- neous manu- factured articles	9 Commodities and trans- actions not classified acc to kind 1)
Volume in 1 000 DM 2)											
Total											
1991	602 551 070	55 743 437	5 081 303	29 869 116	76 616 673	2 516 570	50 709 805	101 284 171	179 193 690	91 176 011	x
1992	616 417 558	59 022 670	5 196 338	31 545 523	81 251 982	2 555 858	54 725 415	104 202 373	173 512 931	91 388 653	x
1993	577 443 909	55 778 224	4 583 882	28 043 375	81 780 050	2 279 466	51 251 841	91 873 797	147 428 786	86 425 334	x
1994	620 967 959	61 730 729	5 030 515	31 767 015	84 635 055	2 499 359	58 011 840	106 930 846	156 689 371	92 713 904	x
1991 Q 1	150 171 854	13 842 010	1 280 595	7 148 963	19 159 879	633 036	12 778 560	25 470 572	44 226 193	22 962 979	x
Q 2	152 255 518	13 878 793	1 253 807	7 676 883	19 274 396	596 318	13 015 356	25 802 515	46 698 672	21 389 944	x
Q 3	145 700 744	13 315 317	1 184 251	7 499 599	17 391 981	640 964	12 402 892	24 851 807	42 156 818	23 738 051	x
Q 4	154 422 954	14 707 317	1 362 650	7 543 671	20 790 417	646 252	12 512 997	25 159 277	46 112 007	23 085 037	x
1992 Q 1	158 268 333	14 292 137	1 208 525	7 804 207	21 403 457	645 180	14 143 985	26 172 044	45 653 861	23 451 249	x
Q 2	151 109 191	14 679 723	1 141 656	8 203 533	20 030 210	612 121	13 697 594	26 457 989	43 576 857	20 083 259	x
Q 3	147 421 153	13 755 262	1 345 905	7 371 671	19 730 696	638 782	13 426 968	24 877 938	39 290 084	23 234 627	x
Q 4	159 618 881	16 295 548	1 500 952	8 166 112	20 087 619	659 775	13 456 868	26 694 402	44 992 129	24 619 518	x
1993 Q 1	141 167 968	13 142 094	1 022 697	6 682 068	19 712 488	523 093	12 410 244	22 075 655	37 039 916	20 495 003	x
Q 2	143 123 430	13 316 408	1 142 437	7 163 267	19 164 570	566 486	12 758 055	22 902 986	38 429 135	19 850 398	x
Q 3	140 565 277	13 975 570	1 045 004	6 584 088	19 945 884	588 155	12 511 355	22 214 115	33 311 713	22 879 357	x
Q 4	152 587 234	15 344 152	1 373 744	7 613 952	22 957 108	601 732	13 572 187	24 681 041	38 648 022	23 200 576	x
1994 Q 1	149 516 764	14 459 101	1 117 912	7 513 566	21 130 454	542 213	13 933 318	24 244 447	36 960 457	23 610 085	x
Q 2	153 184 963	15 257 052	1 251 020	8 212 607	20 642 424	636 090	14 782 416	27 143 941	39 594 255	20 877 262	x
Q 3	151 992 999	15 482 285	1 225 499	7 630 537	20 494 924	591 704	14 172 657	26 291 762	36 826 409	23 851 615	x
Q 4	166 273 233	16 532 291	1 436 084	8 410 305	22 367 253	729 352	15 123 449	29 250 696	43 308 250	24 374 942	x
EC-Countries 3)											
1991	290 098 948	30 830 496	3 392 280	9 822 215	30 779 528	1 053 586	32 546 586	52 386 901	89 797 477	35 932 519	x
1992	293 066 347	33 132 416	3 337 584	10 319 652	30 099 419	1 122 308	34 163 557	53 364 733	86 298 019	36 400 203	x
1993	259 032 053	30 127 985	2 992 846	7 704 139	30 852 701	907 108	30 556 876	41 535 385	66 178 709	29 527 376	x
1994	274 546 009	34 657 636	3 169 695	8 435 254	29 774 338	1 045 394	35 075 965	47 890 978	70 416 198	32 594 117	x
1991 Q 1	72 671 923	7 363 236	823 032	2 408 523	8 351 583	281 437	8 100 627	12 940 289	22 634 311	8 898 828	x
Q 2	74 181 307	7 693 153	844 638	2 679 886	7 687 745	254 722	8 323 891	13 506 703	23 850 993	8 411 774	x
Q 3	68 276 980	7 741 967	799 771	2 218 974	6 339 577	246 447	8 081 892	12 652 238	20 305 086	9 059 036	x
Q 4	74 968 738	8 032 140	924 839	2 514 832	8 400 623	270 960	8 040 176	13 287 671	23 007 087	9 562 881	x
1992 Q 1	74 771 084	7 654 286	735 909	2 662 224	8 436 154	292 220	8 723 207	13 386 817	22 914 335	8 883 718	x
Q 2	72 728 924	8 417 751	727 714	2 838 556	7 001 030	264 879	8 669 440	13 770 021	21 709 720	8 245 919	x
Q 3	69 162 126	8 170 868	910 775	2 216 667	7 054 104	290 536	8 409 729	12 564 493	19 024 452	9 034 498	x
Q 4	76 404 213	8 889 511	963 186	2 602 205	7 608 131	274 673	8 361 181	13 643 402	22 649 512	10 236 068	x
1993 Q 1	64 311 765	6 812 293	625 387	2 029 701	7 213 675	217 673	7 525 521	9 792 942	17 440 378	6 739 910	x
Q 2	64 438 826	7 183 394	791 775	2 021 826	6 883 572	241 761	7 470 982	10 443 814	17 158 324	6 800 440	x
Q 3	62 317 126	7 922 450	619 973	1 770 477	7 467 503	225 264	7 423 782	9 964 031	14 240 311	7 820 275	x
Q 4	67 964 336	8 209 848	955 711	1 882 135	9 287 951	222 410	8 136 591	11 334 598	17 339 696	8 166 751	x
1994 Q 1	65 486 979	7 774 496	674 816	1 991 667	8 205 920	236 492	8 298 687	10 502 726	16 229 845	7 696 868	x
Q 2	70 029 144	8 825 244	793 121	2 413 227	6 968 464	255 419	9 042 260	12 664 768	18 807 397	7 725 780	x
Q 3	66 262 936	9 245 479	735 874	1 917 321	6 477 791	238 703	8 509 964	11 643 419	16 670 099	8 052 718	x
Q 4	72 766 950	8 812 417	965 884	2 113 039	8 122 163	314 780	9 225 054	13 080 065	18 708 857	9 118 751	x
Other Countries 4)											
1991	312 452 122	24 912 941	1 689 023	20 046 901	45 837 145	1 462 984	18 163 219	48 897 270	89 396 213	55 243 492	x
1992	323 351 211	25 890 254	1 858 754	21 225 871	51 152 563	1 433 550	20 561 858	50 837 640	87 214 912	54 988 450	x
1993	318 411 856	25 650 239	1 591 036	20 339 236	50 927 349	1 372 358	20 694 965	50 338 412	81 250 077	56 897 958	x
1994	346 421 950	27 073 093	1 860 820	23 331 761	54 860 717	1 453 965	22 935 875	59 039 868	86 273 173	60 119 787	x
1991 Q 1	77 499 931	6 478 774	457 563	4 740 440	10 808 296	351 599	4 677 933	12 530 283	21 591 882	14 064 151	x
Q 2	78 074 211	6 185 640	409 169	4 996 997	11 586 651	341 596	4 691 465	12 295 812	22 847 679	12 978 170	x
Q 3	77 423 764	5 573 350	384 480	5 260 625	11 052 404	394 517	4 321 000	12 199 569	21 851 732	14 679 015	x
Q 4	79 454 216	6 675 177	437 811	5 028 839	12 389 794	375 272	4 472 821	11 871 606	23 104 920	13 522 156	x
1992 Q 1	83 497 249	6 637 851	472 616	5 141 983	12 967 303	352 960	5 420 778	12 785 227	22 739 526	14 567 531	x
Q 2	78 380 267	6 261 972	413 942	5 364 977	13 029 180	347 242	5 028 154	12 687 968	21 867 137	11 837 340	x
Q 3	78 259 027	5 584 394	435 130	5 155 004	12 676 592	348 246	5 017 239	12 313 445	20 265 632	14 200 129	x
Q 4	83 214 668	7 406 037	537 066	5 563 907	12 479 488	385 102	5 095 687	13 051 000	22 342 617	14 383 450	x
1993 Q 1	76 856 203	6 329 801	397 310	4 652 367	12 498 813	305 420	4 884 723	12 282 713	19 599 538	13 755 093	x
Q 2	78 684 604	6 133 014	350 662	5 141 441	12 280 998	324 725	5 287 073	12 459 172	21 270 811	13 049 958	x
Q 3	78 248 151	6 053 120	425 031	4 813 611	12 478 381	362 891	5 087 573	12 250 084	19 071 402	15 059 082	x
Q 4	84 622 898	7 134 304	418 033	5 731 817	13 669 157	379 322	5 435 596	13 346 443	21 308 326	15 033 825	x
1994 Q 1	84 029 785	6 684 605	443 096	5 521 899	12 924 534	305 721	5 634 631	13 741 721	20 730 612	15 913 217	x
Q 2	83 155 819	6 431 808	457 899	5 799 380	13 673 960	380 671	5 740 156	14 479 173	20 786 858	13 151 482	x
Q 3	85 730 063	6 236 806	489 625	5 713 216	14 017 133	353 001	5 662 693	14 648 343	20 156 310	15 798 897	x
Q 4	93 506 283	7 719 874	470 200	6 297 266	14 245 090	414 572	5 898 395	16 170 631	24 599 393	15 256 191	x

1) Goods returned and replaced have not been allocated to the various sections according to their type but were as a whole included in Section 9

2) Quantities computed by means of 1980 average values

3) France, Belgium an Luxembourg, Netherlands, Italy, United Kingdom, Irish Republic, Denmark.

4) Incl polar regions ships, and aircraft supplies and unidentified countries

**1 Development of Current Value and Volume of Imports and Exports
(Special Trade) by Sections of the SITC - Rev. 3**
1.2 Exports by Groups of Countries
- Countries of consumption -

Year Quarter	Total	Section									
		0 Food and live animals	1 Beverages and tobacco	2 Crude materials, inedible	3 Mineral fuels, lubricants etc	4 Animal and vegetable oils and fats	5 Chemicals	6 Manu- factured goods classified chiefly by material	7 Machinery and transport equipment	8 Miscella- neous manu- factured articles	9 Commodities and trans- actions not classified acc to kind 1)
Current Value in 1 000 DM											
Total											
1991	648 363 489	27 560 368	4 176 482	12 055 907	8 044 636	1 514 188	82 304 546	110 852 725	317 481 150	72 890 036	11 483 451
1992	657 409 605	28 629 583	4 597 082	12 057 340	8 111 199	1 492 040	82 373 289	108 698 863	326 689 090	74 593 625	10 167 494
1993	616 440 767	27 069 648	4 422 715	10 577 937	7 390 893	1 556 293	79 211 728	98 716 415	296 739 922	67 737 316	22 997 900
1994	678 236 599	28 658 295	5 095 824	12 575 394	7 690 832	1 905 336	91 287 706	109 412 154	332 035 764	71 215 586	18 359 708
1991 Q 1	160 840 921	6 858 687	856 700	2 990 553	2 082 962	414 074	21 365 219	27 817 002	76 806 588	18 250 369	3 398 767
Q 2	158 931 695	6 605 688	1 040 175	3 118 582	1 840 577	334 920	20 463 507	28 252 262	77 594 122	16 964 814	2 717 048
Q 3	159 490 414	6 915 769	1 130 515	2 832 691	2 092 014	356 801	20 168 361	27 061 671	77 320 882	18 946 007	2 665 703
Q 4	169 100 459	7 180 224	1 149 092	3 114 081	2 029 083	408 393	20 307 459	27 721 790	85 759 558	18 728 846	2 701 933
1992 Q 1	168 861 102	7 207 758	1 055 594	3 173 209	2 051 914	391 555	21 689 650	28 224 912	83 573 898	19 174 890	2 317 722
Q 2	160 900 970	6 911 641	1 123 334	3 024 833	2 045 880	401 644	20 790 989	26 827 239	80 706 435	16 695 484	2 373 491
Q 3	161 093 717	7 181 481	1 323 445	2 899 718	1 990 673	346 209	20 138 122	26 718 416	78 330 800	19 816 002	2 348 851
Q 4	166 553 816	7 328 703	1 094 709	2 959 580	2 022 732	352 632	19 754 528	26 928 296	84 077 957	18 907 249	3 127 430
1993 Q 1	151 854 874	6 432 101	966 806	2 634 586	1 774 583	370 484	19 243 623	23 781 161	71 386 438	17 161 324	8 103 768
Q 2	152 958 444	6 458 815	1 128 992	2 726 305	1 799 654	380 433	20 005 802	25 148 767	73 417 229	15 533 358	6 359 089
Q 3	147 447 124	6 661 669	1 136 407	2 472 054	1 849 543	366 222	19 371 477	23 835 723	68 970 299	17 261 341	5 522 389
Q 4	164 180 325	7 537 063	1 190 510	2 744 992	1 967 113	439 154	20 590 826	25 950 764	82 965 956	17 781 293	3 012 654
1994 Q 1	160 358 361	6 967 420	1 030 560	3 115 204	1 914 447	444 647	22 358 244	24 735 225	77 001 847	17 329 285	5 461 482
Q 2	173 186 335	7 123 431	1 249 542	3 170 895	1 923 568	439 168	23 102 341	28 634 435	85 355 822	17 291 253	4 895 880
Q 3	164 686 253	7 126 203	1 416 965	3 000 596	1 844 558	489 610	22 023 738	25 974 325	79 240 261	18 024 329	5 545 668
Q 4	180 005 650	7 441 241	1 398 757	3 288 699	2 008 259	531 911	23 803 383	30 068 169	90 437 834	18 570 719	2 456 678
EC-Countries 2)											
1991	323 151 043	19 123 480	2 704 730	7 269 571	3 773 030	972 347	40 354 272	59 039 446	151 892 635	34 861 227	3 160 305
1992	327 158 057	19 564 721	2 867 841	7 286 031	3 830 575	1 040 764	40 137 703	57 631 770	155 798 920	35 358 744	3 640 988
1993	284 751 322	17 592 385	2 502 646	5 911 045	3 311 327	988 763	35 793 867	48 198 021	125 523 486	28 795 860	16 133 922
1994	309 533 842	18 524 446	2 560 919	7 218 368	3 564 338	1 161 774	42 025 399	52 787 713	140 272 162	29 696 628	11 722 095
1991 Q 1	81 675 869	4 519 144	559 756	1 832 582	1 012 954	263 074	10 910 846	15 265 890	37 396 492	9 087 272	827 859
Q 2	80 762 229	4 597 237	672 501	1 867 118	903 513	207 403	10 097 116	15 165 073	38 486 444	7 979 105	786 719
Q 3	77 648 682	4 966 909	730 523	1 666 977	932 246	241 911	9 480 740	14 055 373	35 665 348	9 095 792	772 863
Q 4	83 064 263	5 020 190	741 950	1 902 894	924 317	259 959	9 865 570	14 553 110	40 324 351	8 699 058	772 864
1992 Q 1	86 338 763	4 709 183	688 646	1 956 350	974 022	267 561	10 772 153	15 515 984	41 187 296	9 425 456	842 112
Q 2	81 341 774	4 849 016	716 044	1 844 356	1 004 039	275 380	10 212 127	14 360 239	39 453 068	7 832 420	795 085
Q 3	78 971 911	5 083 797	781 960	1 729 562	917 593	249 030	9 738 555	13 933 817	36 217 501	9 460 770	859 298
Q 4	80 505 609	4 922 725	681 171	1 755 763	934 921	248 793	9 414 868	13 821 730	38 941 055	8 640 098	1 144 493
1993 Q 1	72 174 460	4 132 412	542 810	1 499 640	813 103	237 530	8 601 183	12 082 921	30 191 278	7 738 057	6 335 526
Q 2	73 010 748	4 392 103	660 277	1 577 480	781 304	259 741	9 171 506	12 649 900	32 359 129	6 503 636	4 655 672
Q 3	67 839 593	4 476 520	676 072	1 333 187	856 605	237 402	8 587 251	11 506 408	28 814 829	7 437 210	3 914 109
Q 4	71 726 521	4 591 350	623 487	1 500 738	860 315	254 090	9 433 927	11 958 792	34 158 250	7 116 957	1 228 615
1994 Q 1	76 458 842	4 409 385	488 340	1 864 180	919 335	292 759	10 513 576	12 482 111	33 757 370	7 802 092	3 929 094
Q 2	78 756 023	4 516 282	634 345	1 789 576	864 260	267 432	10 702 486	13 624 076	36 259 729	6 862 978	3 234 859
Q 3	75 420 148	4 817 146	759 908	1 717 881	808 393	301 480	9 822 908	12 707 636	33 208 709	7 680 516	3 595 571
Q 4	78 898 829	4 781 633	678 326	1 846 731	971 750	300 103	10 986 429	13 973 890	37 046 354	7 351 042	962 571
Other Countries 3)											
1991	325 212 446	8 436 888	1 471 752	4 786 336	4 271 606	541 841	41 950 274	51 813 279	165 588 515	38 028 809	8 323 146
1992	330 251 548	9 064 862	1 729 241	4 771 309	4 280 624	451 276	42 235 586	51 067 093	170 890 170	39 234 881	6 526 506
1993	331 689 445	9 497 263	1 920 069	4 666 892	4 079 566	567 530	43 417 861	50 518 394	171 216 436	38 941 456	6 863 978
1994	368 702 757	10 133 849	2 534 905	5 357 026	4 126 494	743 562	49 262 307	56 624 441	191 763 602	41 518 958	6 637 613
1991 Q 1	79 165 052	2 339 543	296 944	1 157 971	1 070 008	151 000	10 454 373	12 551 112	39 410 096	9 163 097	2 570 908
Q 2	78 169 466	2 008 451	367 674	1 251 464	937 064	127 517	10 366 391	13 087 189	39 107 678	8 985 709	1 930 329
Q 3	81 841 732	1 928 860	399 992	1 165 714	1 159 768	114 890	10 687 621	13 006 298	41 635 534	9 850 215	1 892 840
Q 4	86 036 196	2 160 034	407 142	1 211 187	1 104 766	148 434	10 441 889	13 168 680	45 435 207	10 029 788	1 929 069
1992 Q 1	82 522 339	2 498 575	366 948	1 216 859	1 077 892	123 994	10 917 497	12 708 928	42 386 602	9 749 434	1 475 610
Q 2	79 559 196	2 062 825	407 290	1 180 477	1 041 841	126 264	10 578 862	12 467 000	41 253 367	8 863 064	1 578 406
Q 3	82 121 806	2 097 684	541 465	1 170 156	1 073 080	97 179	10 399 567	12 784 599	42 113 299	10 355 224	1 489 553
Q 4	86 048 207	2 405 978	413 538	1 203 817	1 087 811	103 839	10 339 660	13 106 566	45 136 902	10 267 159	1 982 937
1993 Q 1	79 680 414	2 299 689	423 996	1 134 946	961 480	132 954	10 642 440	11 698 240	41 195 160	9 423 267	1 768 242
Q 2	79 947 696	2 066 712	468 715	1 148 825	1 018 350	120 692	10 834 296	12 624 076	41 058 100	9 029 722	1 703 417
Q 3	79 607 531	2 185 149	460 335	1 138 867	992 938	128 820	10 784 226	12 329 315	40 155 470	9 824 131	1 608 280
Q 4	92 453 804	2 945 173	567 023	1 244 254	1 106 798	185 064	11 156 899	13 991 972	48 807 706	10 664 336	1 784 039
1994 Q 1	83 899 519	2 558 035	542 220	1 251 024	994 512	151 888	11 844 668	12 253 114	43 244 477	9 527 193	1 532 388
Q 2	94 430 312	2 607 149	615 197	1 381 319	1 059 308	171 736	12 399 855	15 010 359	49 096 093	10 428 275	1 661 021
Q 3	89 266 105	2 309 057	657 057	1 282 715	1 036 165	188 130	12 200 830	13 266 689	46 031 552	10 343 813	1 950 097
Q 4	101 106 821	2 659 608	720 431	1 441 968	1 036 509	231 808	12 816 954	16 094 279	53 391 480	11 219 677	1 494 107

See footnotes on page 14

**1 Development of Current Value and Volume of Imports and Exports
(Special Trade) by Sections of the SITC - Rev. 3**

**1.2 Exports by Groups of Countries
- Countries of consumption -**

Year Quarter	Total	Section									
		0 Food and live animals	1 Beverages and tobacco	2 Crude materials, inedible	3 Mineral fuels, lubricants etc	4 Animal and vegetable oils and fats	5 Chemicals	6 Manu- factured goods classified chiefly by material	7 Machinery and transport equipment	8 Miscella- neous manu- factured articles	9 Commodities and trans- actions not classified acc to kind 1)
Volume in 1 000 DM 2)											
Total											
1991	550 061 179	29 571 544	3 531 533	13 249 183	9 898 889	2 461 722	74 630 719	102 931 843	240 326 605	62 442 051	x
1992	561 237 040	30 144 170	3 820 137	13 780 624	11 628 770	2 388 895	77 130 679	103 432 809	244 691 858	64 445 913	x
1993	552 023 728	30 020 984	3 956 982	13 702 253	12 211 007	2 496 798	78 934 465	102 424 669	230 185 501	58 365 955	x
1994	613 667 563	32 212 746	4 649 751	15 425 503	13 228 256	2 567 030	91 940 354	114 411 742	259 755 673	62 962 614	x
1991 Q 1	137 705 637	7 504 212	732 906	3 108 650	2 393 146	705 042	19 105 768	25 883 028	59 257 900	15 435 557	x
Q 2	134 899 534	6 984 712	887 275	3 380 764	2 222 849	533 614	18 394 155	26 068 594	59 309 414	14 570 785	x
Q 3	134 334 792	7 253 950	944 245	3 193 795	2 757 461	564 226	18 282 594	25 109 665	57 626 700	16 127 151	x
Q 4	143 121 216	7 828 670	967 107	3 565 974	2 525 433	658 640	18 848 202	25 870 556	64 132 591	16 308 558	x
1992 Q 1	144 574 172	7 679 684	828 817	3 513 494	2 831 396	639 339	19 983 281	26 856 105	63 623 440	16 436 093	x
Q 2	137 141 857	7 034 194	920 614	3 350 950	2 865 883	628 998	19 260 959	25 467 766	60 442 452	14 861 722	x
Q 3	136 778 354	7 502 740	1 085 332	3 402 618	2 950 382	559 791	18 935 977	25 368 357	57 830 758	16 843 311	x
Q 4	142 742 657	7 927 552	985 374	3 513 562	2 981 309	560 767	18 950 462	25 740 581	62 795 208	16 304 787	x
1993 Q 1	134 736 499	6 997 709	858 242	3 298 624	2 836 742	603 291	18 832 712	24 229 081	55 930 191	14 379 759	x
Q 2	137 542 799	6 863 943	978 845	3 503 702	2 977 204	617 009	19 726 712	25 951 619	57 708 969	13 828 386	x
Q 3	132 215 772	7 232 460	1 006 093	3 321 609	3 053 809	584 791	19 298 116	25 241 617	52 961 162	14 880 386	x
Q 4	147 528 658	8 926 872	1 113 802	3 578 318	3 343 252	691 707	21 076 925	27 002 352	63 585 179	15 277 424	x
1994 Q 1	145 092 636	7 887 081	932 745	3 951 564	3 293 445	593 154	22 257 049	26 000 699	60 546 286	14 977 612	x
Q 2	156 017 656	7 933 857	1 112 790	3 888 620	3 194 548	600 916	23 151 536	29 927 461	66 385 663	15 566 521	x
Q 3	149 237 309	7 986 321	1 253 009	3 771 839	3 099 621	668 832	22 481 178	27 480 746	61 677 869	15 677 017	x
Q 4	163 319 962	8 405 487	1 351 207	3 813 480	3 640 642	704 128	24 050 591	31 002 836	71 145 855	16 741 464	x
EC-Countries 3)											
1991	271 696 663	19 228 025	2 207 800	8 232 963	4 055 008	1 600 689	37 027 200	54 301 616	112 312 468	29 860 256	x
1992	275 360 285	19 031 605	2 295 716	8 570 376	4 876 478	1 687 710	38 489 247	54 461 912	112 194 977	30 381 007	x
1993	258 578 380	17 936 853	2 142 509	8 072 602	5 324 301	1 592 053	38 042 710	50 380 569	97 107 595	24 620 228	x
1994	280 192 322	19 654 604	2 133 871	9 249 835	6 112 062	1 616 354	44 744 576	55 145 428	105 902 769	25 670 774	x
1991 Q 1	68 837 433	4 644 730	452 971	1 916 117	1 045 461	444 235	9 722 172	14 016 176	28 268 836	7 565 602	x
Q 2	68 092 408	4 569 481	547 936	2 074 351	961 882	341 793	9 219 435	13 839 508	28 892 547	6 918 058	x
Q 3	65 075 426	4 958 278	581 169	1 981 053	1 052 506	396 184	8 864 935	12 921 896	25 849 650	7 774 155	x
Q 4	69 691 396	5 055 536	625 274	2 261 442	995 159	418 477	9 220 658	13 524 036	29 301 435	7 602 441	x
1992 Q 1	72 799 297	4 598 311	514 795	2 210 219	1 171 941	437 403	10 042 740	14 715 647	30 367 422	7 990 652	x
Q 2	68 453 449	4 646 707	562 896	2 101 263	1 245 618	436 973	9 703 599	13 568 943	28 551 488	6 928 524	x
Q 3	65 865 705	4 889 673	615 092	2 109 002	1 207 675	410 449	9 419 159	13 006 256	25 392 841	8 049 578	x
Q 4	68 241 834	4 896 914	602 933	2 149 892	1 251 244	402 865	9 323 749	13 171 066	27 883 226	7 412 254	x
1993 Q 1	64 372 006	4 110 689	446 616	1 974 657	1 263 502	394 970	8 888 274	12 353 755	23 490 606	6 276 184	x
Q 2	66 737 272	4 341 433	563 373	2 120 194	1 240 869	424 095	9 630 033	13 098 296	25 646 767	5 815 319	x
Q 3	62 061 470	4 522 986	561 648	1 911 563	1 406 531	373 117	9 200 857	12 500 231	21 915 183	6 424 958	x
Q 4	65 407 632	4 961 745	570 872	2 066 188	1 413 399	399 871	10 323 546	12 428 287	26 055 039	6 103 766	x
1994 Q 1	69 573 694	4 682 237	416 368	2 523 024	1 560 674	397 248	11 075 710	13 112 584	26 040 699	6 501 675	x
Q 2	71 219 335	4 699 722	510 511	2 262 444	1 401 524	377 775	11 502 343	14 263 877	27 379 883	6 077 897	x
Q 3	67 658 142	5 117 739	622 149	2 257 797	1 324 367	428 802	10 590 008	13 341 118	24 495 284	6 438 535	x
Q 4	71 741 151	5 154 906	584 843	2 206 570	1 825 497	412 529	11 576 515	14 427 849	27 987 103	6 652 667	x
Other Countries 4)											
1991	278 364 516	10 343 519	1 323 733	5 016 220	5 843 881	861 033	37 603 519	48 630 227	128 014 137	32 581 795	x
1992	285 876 755	11 112 565	1 524 421	5 210 248	6 752 292	701 185	38 641 432	48 970 897	132 496 881	34 064 905	x
1993	293 445 348	12 084 131	1 814 473	5 629 651	6 886 706	904 745	40 891 755	52 044 100	133 077 906	33 745 728	x
1994	333 475 241	12 558 142	2 515 880	6 175 668	7 116 194	950 676	47 195 778	59 266 314	153 852 904	37 291 840	x
1991 Q 1	68 868 204	2 859 482	279 935	1 192 533	1 347 685	260 807	9 383 596	11 866 852	30 989 064	7 869 955	x
Q 2	66 807 126	2 415 231	339 339	1 306 413	1 260 967	191 821	9 174 720	12 229 086	30 416 867	7 652 727	x
Q 3	69 259 366	2 295 672	363 076	1 212 742	1 704 955	168 042	9 417 659	12 187 769	31 777 050	8 352 996	x
Q 4	73 429 820	2 773 134	341 383	1 304 532	1 530 274	240 363	9 627 544	12 346 520	34 831 156	8 706 117	x
1992 Q 1	71 774 875	3 081 373	314 022	1 303 275	1 659 455	201 936	9 940 541	12 140 458	33 256 018	8 445 441	x
Q 2	68 688 408	2 387 487	357 718	1 249 687	1 620 065	192 225	9 557 360	11 898 823	31 890 964	7 933 198	x
Q 3	70 912 649	2 613 067	470 240	1 293 616	1 742 707	149 342	9 516 818	12 362 101	32 437 917	8 793 733	x
Q 4	74 500 823	3 030 638	382 441	1 363 670	1 730 065	157 882	9 626 713	12 569 515	34 911 982	8 892 533	x
1993 Q 1	70 364 493	2 887 020	411 626	1 323 967	1 573 240	208 321	9 944 438	11 875 326	32 439 585	8 103 575	x
Q 2	70 805 527	2 522 510	415 472	1 383 508	1 736 335	192 914	10 096 679	12 853 323	32 062 202	8 013 067	x
Q 3	70 154 302	2 709 474	444 445	1 410 046	1 647 278	211 674	10 097 259	12 741 386	31 045 979	8 455 428	x
Q 4	82 121 026	3 965 127	542 930	1 512 130	1 929 853	291 836	10 753 379	14 574 065	37 350 140	9 173 658	x
1994 Q 1	75 518 942	3 204 844	516 377	1 428 540	1 732 771	195 906	11 181 339	12 888 115	34 505 587	8 475 937	x
Q 2	84 798 321	3 234 135	602 279	1 626 176	1 793 024	223 141	11 649 193	15 663 584	39 005 980	9 488 624	x
Q 3	81 579 167	2 868 582	630 860	1 514 042	1 775 254	240 030	11 891 170	14 139 628	37 182 585	9 238 482	x
Q 4	91 578 811	3 250 581	766 364	1 606 910	1 815 145	291 599	12 474 076	16 574 987	43 158 752	10 088 797	x

See footnotes on page 15.

**2 Index of Current Value, Volume and Average Value of Imports and Exports
(Special Trade) by Sections of the SITC - Rev. 3**

1980 = 100

2.1 Total

Year Quarter	Imports										
	Total	Section									
		0 Food and live animals	1 Beverages and tobacco	2 Crude materials, inedible	3 Mineral fuels, lubricants etc	4 Animal and vegetable oils and fats	5 Chemicals	6 Manu- factured goods classified chiefly by material	7 Machinery and transport equipment	8 Miscella- neous manu- factured articles	9 Commodities and trans- actions not classified acc to kind 1)
Index of Current Value											
1991	185,4	159,3	190,1	106,1	64,7	110,8	221,7	172,3	350,1	258,4	x
1992	183,9	162,9	193,8	105,5	58,8	120,2	223,4	171,1	342,1	259,8	x
1993	163,4	139,4	173,2	85,4	55,8	104,9	192,3	138,9	289,8	236,9	x
1994	177,6	155,5	187,3	102,0	54,0	129,8	225,5	160,8	322,2	249,1	x
1991 Q 1	182,2	151,6	183,2	101,7	67,7	105,0	229,6	171,4	335,6	255,7	x
Q 2	188,6	160,0	184,7	110,7	64,6	105,6	229,3	177,2	371,0	235,5	x
Q 3	182,4	155,8	177,9	106,4	57,5	113,6	217,8	169,8	335,4	280,1	x
Q 4	188,6	169,7	214,5	105,6	69,2	118,9	210,1	170,7	358,5	262,4	x
1992 Q 1	191,0	162,8	188,7	108,0	63,0	121,7	233,3	172,8	357,5	274,0	x
Q 2	182,9	169,8	175,9	110,6	59,2	118,2	225,4	175,3	350,8	227,5	x
Q 3	174,8	149,1	179,2	98,4	55,0	118,4	219,3	163,1	311,1	266,3	x
Q 4	187,1	170,0	231,5	105,0	57,8	122,5	215,6	173,2	348,8	271,5	x
1993 Q 1	161,1	129,3	156,3	82,5	56,4	97,3	189,0	133,5	266,9	229,9	x
Q 2	162,3	136,0	173,2	87,1	53,6	105,9	187,7	140,6	297,1	214,0	x
Q 3	159,6	139,4	159,7	80,0	53,2	106,6	190,6	133,8	269,2	252,3	x
Q 4	170,5	152,8	203,8	92,0	60,1	110,0	201,7	147,6	306,1	251,2	x
1994 Q 1	169,7	142,4	165,4	93,6	54,1	109,7	210,2	143,7	302,6	259,1	x
Q 2	176,6	155,1	190,1	103,1	52,9	133,4	227,3	163,1	331,9	224,6	x
Q 3	174,1	155,6	182,2	98,7	51,7	121,2	223,7	158,5	303,8	259,7	x
Q 4	190,1	169,1	211,4	112,5	57,1	155,0	241,0	178,0	350,5	253,1	x
Index of Volume											
1991	176,5	167,6	149,2	112,7	100,5	174,3	209,9	166,0	281,2	231,0	x
1992	180,6	177,5	152,6	119,0	106,6	177,0	226,5	170,8	272,3	231,6	x
1993	169,1	167,7	134,6	105,8	107,3	157,9	212,1	150,6	231,4	219,0	x
1994	181,9	185,6	147,7	119,8	111,0	173,1	240,1	175,3	245,9	234,9	x
1991 Q 1	176,0	166,5	150,4	107,9	100,5	175,4	211,6	167,0	277,6	232,8	x
Q 2	178,4	166,9	147,3	115,9	101,1	165,2	215,5	169,2	293,2	216,8	x
Q 3	170,7	160,2	139,1	113,2	91,3	177,6	205,3	162,9	264,7	240,6	x
Q 4	180,9	176,9	160,1	113,8	109,1	179,0	207,2	165,0	289,5	234,0	x
1992 Q 1	185,4	171,9	142,0	117,8	112,3	178,7	234,2	171,6	286,6	237,7	x
Q 2	177,1	176,6	134,1	123,8	105,1	169,6	226,8	173,5	273,6	203,6	x
Q 3	172,7	165,5	158,1	111,2	103,5	177,0	222,3	163,1	246,7	235,5	x
Q 4	187,0	196,0	176,2	123,2	105,4	182,8	222,8	175,0	282,5	249,6	x
1993 Q 1	165,4	158,1	120,1	100,8	103,4	144,9	205,5	144,7	232,5	207,7	x
Q 2	167,7	160,2	134,2	108,1	100,6	156,9	211,2	150,2	241,3	201,2	x
Q 3	164,7	168,1	122,7	99,4	104,7	162,9	207,1	145,7	209,1	231,9	x
Q 4	178,8	184,6	161,4	114,9	120,5	166,7	224,7	161,8	242,6	235,2	x
1994 Q 1	175,2	173,9	131,3	113,4	110,9	150,2	230,7	159,0	232,0	239,3	x
Q 2	179,5	183,5	146,9	123,9	108,3	176,2	244,7	178,0	248,6	211,6	x
Q 3	178,1	186,2	143,9	115,2	107,5	163,9	234,6	172,4	231,2	241,8	x
Q 4	194,8	198,9	168,7	126,9	117,4	202,1	250,4	191,8	271,9	247,1	x
Index of Average Value											
1991	105,1	95,0	127,4	94,1	64,4	63,6	105,6	103,8	124,5	111,8	x
1992	101,9	91,8	127,0	88,6	55,1	67,9	98,6	100,2	125,6	112,2	x
1993	96,6	83,1	128,7	80,7	52,0	66,5	90,6	92,2	125,3	108,1	x
1994	97,7	83,8	126,8	85,1	48,6	75,0	93,9	91,8	131,0	106,0	x
1991 Q 1	103,6	91,1	121,8	94,2	67,4	59,9	108,5	102,6	120,9	109,9	x
Q 2	105,7	95,8	125,4	95,5	63,9	63,9	106,4	104,8	126,6	108,6	x
Q 3	106,8	97,3	127,9	94,0	63,0	64,0	106,1	104,2	126,7	116,4	x
Q 4	104,2	95,9	134,0	92,8	63,4	66,4	101,4	103,5	123,9	112,1	x
1992 Q 1	103,0	94,7	133,0	91,7	56,1	68,1	99,6	100,7	124,7	115,3	x
Q 2	103,3	96,2	131,1	89,4	56,3	69,7	99,4	101,1	128,2	111,8	x
Q 3	101,2	90,1	113,4	88,5	53,1	66,9	98,7	100,0	126,1	113,1	x
Q 4	100,0	86,7	131,4	85,2	54,9	67,0	96,8	98,9	123,5	108,8	x
1993 Q 1	97,4	81,8	130,2	81,9	54,5	67,2	92,0	92,2	123,4	110,7	x
Q 2	96,8	84,9	129,1	80,5	53,3	67,5	88,9	93,6	123,2	106,3	x
Q 3	96,9	82,9	130,1	80,5	50,9	65,4	92,0	91,9	128,7	108,8	x
Q 4	95,3	82,8	126,3	80,1	49,9	66,0	89,8	91,2	126,2	106,8	x
1994 Q 1	96,9	81,9	126,0	82,6	48,8	73,0	91,1	90,4	130,4	108,3	x
Q 2	98,4	84,5	129,4	83,2	48,8	75,7	92,9	91,7	133,5	106,1	x
Q 3	97,8	83,6	126,6	85,7	48,1	74,0	95,4	91,9	131,4	107,4	x
Q 4	97,6	85,0	125,3	88,6	48,7	76,7	96,2	92,8	128,9	102,4	x

1) Goods returned and replaced have not been allocated to the various sections according to their type but were as a whole included in Section 9

**2 Index of Current Value, Volume and Average Value of Imports and Exports
(Special Trade) by Sections of the SITC - Rev. 3**

1980 = 100

2.1 Total

Year Quarter	Exports										
	Total	Section									
		0 Food and live animals	1 Beverages and tobacco	2 Crude materials, inedible	3 Mineral fuels, lubricants etc	4 Animal and vegetable oils and fats	5 Chemicals	6 Manu- factured goods classified chiefly by material	7 Machinery and transport equipment	8 Miscella- neous manu- factured articles	9 Commodities and trans- actions not classified acc to kind 1)
Index of Current Value											
1991	185,1	183,2	232,6	167,9	60,8	98,3	186,5	155,7	204,5	223,3	x
1992	187,7	190,3	256,1	167,9	61,3	96,8	186,7	152,7	210,4	228,5	x
1993	176,0	180,1	246,3	147,3	55,9	101,0	179,5	138,7	191,1	207,5	x
1994	193,6	190,5	283,8	175,2	58,2	123,7	206,9	153,7	213,9	218,2	x
1991 Q 1	183,6	182,4	190,9	166,6	63,0	107,5	193,7	156,3	197,9	223,6	x
Q 2	181,5	175,7	231,7	173,8	55,7	86,9	185,5	158,8	199,9	207,9	x
Q 3	182,1	183,9	251,9	157,8	63,3	92,6	182,8	152,1	199,2	232,2	x
Q 4	193,1	190,9	256,0	173,5	61,4	106,0	184,1	155,8	221,0	229,5	x
1992 Q 1	192,8	191,7	235,2	176,8	62,1	101,6	196,6	158,6	215,3	235,0	x
Q 2	183,7	183,8	250,3	168,5	61,9	104,3	188,5	150,8	207,9	204,6	x
Q 3	183,9	191,0	294,9	161,6	60,2	89,9	182,5	150,1	201,8	242,8	x
Q 4	190,2	194,9	243,9	164,9	61,2	91,5	179,1	151,3	216,6	231,7	x
1993 Q 1	173,4	171,1	215,4	146,8	53,7	96,2	174,4	133,6	183,9	210,3	x
Q 2	174,6	171,8	251,5	151,9	54,4	98,8	181,3	141,3	189,2	190,3	x
Q 3	168,4	177,2	253,2	137,7	55,9	95,1	175,6	133,9	177,7	211,5	x
Q 4	187,5	200,4	265,2	152,9	59,5	114,0	186,6	145,8	213,8	217,9	x
1994 Q 1	183,1	185,3	229,6	173,6	57,9	115,4	202,7	139,0	198,4	212,3	x
Q 2	197,7	189,4	278,4	176,7	58,2	114,0	209,4	160,9	219,9	211,9	x
Q 3	188,0	189,5	315,7	167,2	55,8	127,1	199,6	146,0	204,2	220,9	x
Q 4	205,5	197,9	311,6	183,2	60,7	138,1	215,8	169,0	233,0	227,6	x
Index of Volume											
1991	157,0	196,6	196,7	184,5	74,9	159,8	169,1	144,6	154,8	191,3	x
1992	160,2	200,4	212,8	192,0	87,9	155,0	174,8	145,3	157,6	197,4	x
1993	157,6	199,6	220,4	190,9	92,3	162,0	178,9	143,9	148,3	178,8	x
1994	175,2	214,2	259,0	214,9	100,0	166,6	208,4	160,7	167,3	192,9	x
1991 Q 1	157,2	199,6	163,3	173,2	72,4	183,0	173,2	145,4	152,7	189,1	x
Q 2	154,0	185,7	197,7	188,4	67,2	138,5	166,7	146,5	152,8	178,5	x
Q 3	153,4	192,9	210,4	177,9	83,4	146,5	165,7	141,1	148,5	197,6	x
Q 4	163,4	208,2	215,5	198,7	76,4	171,0	170,9	145,4	165,2	199,8	x
1992 Q 1	165,1	204,2	184,7	195,8	85,6	166,0	181,1	150,9	163,9	201,4	x
Q 2	156,6	187,1	205,1	186,7	86,7	163,3	174,6	143,1	155,7	182,1	x
Q 3	156,2	199,5	241,8	189,6	89,2	145,3	171,6	142,6	149,0	206,4	x
Q 4	163,0	210,8	219,5	195,8	90,2	145,6	171,8	144,6	161,8	199,8	x
1993 Q 1	153,8	186,1	191,2	183,8	85,8	156,6	170,7	136,2	144,1	176,2	x
Q 2	157,0	182,5	218,1	195,2	90,0	160,2	178,8	145,8	148,7	169,4	x
Q 3	151,0	192,3	224,2	185,1	92,4	151,8	174,9	141,8	136,5	182,3	x
Q 4	168,4	237,4	248,2	199,4	101,1	179,6	191,1	151,7	163,8	187,2	x
1994 Q 1	165,7	209,7	207,8	220,2	99,6	154,0	201,8	146,1	156,0	183,5	x
Q 2	178,1	211,0	247,9	216,7	96,6	156,0	209,9	168,2	171,0	190,7	x
Q 3	170,4	212,4	279,2	210,2	93,8	173,6	203,8	154,4	158,9	192,1	x
Q 4	186,5	223,5	301,0	212,5	110,1	182,8	218,0	174,2	183,3	205,1	x
Index of Average Value											
1991	117,9	93,2	118,3	91,0	81,3	61,5	110,3	107,7	132,1	116,7	x
1992	117,1	95,0	120,3	87,5	69,8	62,5	106,8	105,1	133,5	115,7	x
1993	111,7	90,2	111,8	77,2	60,5	62,3	100,4	96,4	128,9	116,1	x
1994	110,5	89,0	109,6	81,5	58,1	74,2	99,3	95,6	127,8	113,1	x
1991 Q 1	116,8	91,4	116,9	96,2	87,0	58,7	111,8	107,5	129,6	118,2	x
Q 2	117,8	94,6	117,2	92,2	82,8	62,8	111,3	108,4	130,8	116,4	x
Q 3	118,7	95,3	119,7	88,7	75,9	63,2	110,3	107,8	134,2	117,5	x
Q 4	118,2	91,7	118,8	87,3	80,3	62,0	107,7	107,2	133,7	114,8	x
1992 Q 1	116,8	93,9	127,4	90,3	72,5	61,2	108,5	105,1	131,4	116,7	x
Q 2	117,3	98,3	122,0	90,3	71,4	63,9	107,9	105,3	133,5	112,3	x
Q 3	117,8	95,7	121,9	85,2	67,5	61,8	106,3	105,3	135,4	117,6	x
Q 4	116,7	92,4	111,1	84,2	67,8	62,9	104,2	104,6	133,9	116,0	x
1993 Q 1	112,7	91,9	112,6	79,9	62,6	61,4	102,2	98,2	127,6	119,3	x
Q 2	111,2	94,1	115,3	77,8	60,4	61,7	101,4	96,9	127,2	112,3	x
Q 3	111,5	92,1	113,0	74,4	60,6	62,6	100,4	94,4	130,2	116,0	x
Q 4	111,3	84,4	106,9	76,7	58,8	63,5	97,7	96,1	130,5	116,4	x
1994 Q 1	110,5	88,3	110,5	78,8	58,1	75,0	100,5	95,1	127,2	115,7	x
Q 2	111,0	89,8	112,3	81,5	60,2	73,1	99,8	95,7	128,6	111,1	x
Q 3	110,4	89,2	113,1	79,6	59,5	73,2	98,0	94,5	128,5	115,0	x
Q 4	110,2	88,5	103,5	86,2	55,2	75,5	99,0	97,0	127,1	110,9	x

See footnote on page 18

**2 Index of Current Value, Volume and Average Value of Imports and Exports
(Special Trade) by Sections of the SITC - Rev. 3**

1980 = 100
2.2 EC-Countries

Year Quarter	Imports										
	Total	Section									
		0 Food and live animals	1 Beverages and tobacco	2 Crude materials, inedible	3 Mineral fuels, lubricants etc	4 Animal and vegetable oils and fats	5 Chemicals	6 Manu- factured goods classified chiefly by material	7 Machinery and transport equipment	8 Miscella- neous manu- factured articles	9 Commodities and trans- actions not classified acc. to kind 1)
Index of Current Value											
1991	193,7	180,1	218,2	139,5	82,5	141,5	209,6	167,8	306,5	208,2	x
1992	191,3	189,3	211,4	137,0	69,0	151,4	209,2	167,2	295,4	212,6	x
1993	156,5	153,8	189,9	95,2	68,6	118,2	170,5	119,7	218,0	154,6	x
1994	166,6	167,4	199,1	111,7	62,9	152,5	200,8	138,0	241,3	166,2	x
1991 Q 1	194,2	167,2	207,6	140,8	94,6	145,4	216,6	165,3	307,4	207,4	x
Q 2	198,5	181,6	213,0	155,3	80,7	136,3	214,2	174,2	327,4	190,0	x
Q 3	183,6	184,8	203,4	120,3	65,5	134,1	208,0	162,1	277,7	216,4	x
Q 4	198,3	186,9	248,9	141,5	89,0	150,2	199,7	169,6	313,6	219,0	x
1992 Q 1	197,9	179,1	197,7	146,4	79,4	158,7	220,3	168,2	314,8	217,8	x
Q 2	192,6	199,0	193,9	148,1	65,1	145,9	212,5	173,3	304,2	191,2	x
Q 3	179,4	184,7	195,8	118,9	61,7	154,8	205,8	156,9	261,2	213,0	x
Q 4	195,1	194,5	258,1	134,7	69,9	146,4	198,2	170,3	301,3	228,5	x
1993 Q 1	157,1	137,8	158,2	98,3	67,7	112,4	167,7	113,4	225,1	148,4	x
Q 2	158,7	151,6	201,2	99,7	62,3	121,0	165,2	121,8	229,5	142,1	x
Q 3	150,2	162,0	163,6	87,2	63,3	118,9	170,4	114,4	192,4	161,0	x
Q 4	159,8	163,7	236,4	95,4	80,9	120,7	178,6	129,2	225,2	166,8	x
1994 Q 1	156,5	146,3	167,9	106,0	70,7	135,0	180,9	119,1	220,9	162,7	x
Q 2	171,3	170,4	202,5	122,9	58,8	152,1	204,2	144,7	260,6	159,5	x
Q 3	162,7	177,7	185,4	100,9	53,3	138,1	200,1	134,5	231,1	168,3	x
Q 4	176,1	175,3	240,7	117,0	68,8	184,9	218,1	153,7	252,4	174,3	x
Index of Volume											
1991	181,1	171,7	162,9	147,8	123,0	187,6	199,2	157,7	252,8	188,1	x
1992	183,0	184,5	160,3	155,3	120,3	199,9	209,1	160,7	243,0	190,6	x
1993	161,7	167,8	143,8	115,9	123,3	161,6	187,0	125,1	186,3	154,6	x
1994	171,4	193,0	152,3	126,9	119,0	186,2	214,7	144,2	198,3	170,6	x
1991 Q 1	181,5	164,0	158,1	145,0	133,5	200,5	198,3	155,8	254,9	186,3	x
Q 2	185,3	171,3	162,3	161,3	122,9	181,5	203,8	162,7	268,6	176,1	x
Q 3	170,5	172,4	153,7	133,6	101,3	175,6	197,8	152,4	228,7	189,7	x
Q 4	187,2	178,9	177,7	151,4	134,3	193,0	196,8	160,0	259,1	200,2	x
1992 Q 1	186,7	170,5	141,4	160,2	134,8	208,2	213,5	161,2	258,1	186,0	x
Q 2	181,6	187,5	139,8	170,9	111,9	188,7	212,2	165,8	244,5	172,7	x
Q 3	172,7	182,0	175,0	133,4	112,7	207,0	205,9	151,3	214,3	189,2	x
Q 4	190,8	198,0	185,1	156,6	121,6	195,7	204,7	164,3	255,1	214,3	x
1993 Q 1	160,6	151,7	120,2	122,2	115,3	155,1	184,2	117,9	196,4	141,1	x
Q 2	160,9	160,0	152,1	121,7	110,0	172,2	182,9	125,8	193,2	142,4	x
Q 3	155,6	176,4	119,1	106,6	119,3	160,5	181,7	120,0	160,4	163,8	x
Q 4	169,7	182,8	183,6	113,3	148,4	158,4	199,2	136,5	195,3	171,0	x
1994 Q 1	163,6	173,2	129,7	119,9	131,1	168,5	203,2	126,5	182,8	161,2	x
Q 2	174,9	196,6	152,4	145,3	111,4	182,0	221,4	152,5	211,8	161,8	x
Q 3	165,5	205,9	141,4	115,4	103,5	170,1	208,3	140,2	187,7	168,6	x
Q 4	181,7	196,3	185,6	127,2	129,8	224,3	225,8	157,5	210,7	190,9	x
Index of Average Value											
1991	106,9	104,9	133,9	94,4	67,1	75,4	105,2	106,4	121,2	110,7	x
1992	104,5	102,6	131,8	88,2	57,4	75,8	100,0	104,0	121,6	111,6	x
1993	96,7	91,7	132,1	82,1	55,6	73,2	91,2	95,7	117,0	100,0	x
1994	97,2	86,8	130,8	88,0	52,9	81,9	93,6	95,7	121,7	97,4	x
1991 Q 1	107,0	101,9	131,3	97,1	70,9	72,5	109,2	106,1	120,6	111,3	x
Q 2	107,2	106,0	131,3	96,3	65,7	75,1	105,1	107,1	121,9	107,9	x
Q 3	107,7	107,2	132,4	90,1	64,7	76,4	105,1	106,4	121,4	114,1	x
Q 4	105,9	104,5	140,0	93,4	66,3	77,8	101,5	106,0	121,0	109,4	x
1992 Q 1	106,0	105,1	139,8	91,3	58,9	76,2	103,1	104,3	122,0	117,1	x
Q 2	106,1	106,2	138,7	86,7	58,2	77,3	100,1	104,5	124,4	110,7	x
Q 3	103,8	101,5	111,9	89,1	54,8	74,8	100,0	103,7	121,9	112,6	x
Q 4	102,2	98,3	139,4	86,0	57,5	74,8	96,8	103,7	118,1	106,6	x
1993 Q 1	97,8	90,8	131,6	80,5	58,8	72,5	91,0	96,1	114,6	105,1	x
Q 2	98,6	94,7	132,3	81,9	56,6	70,3	90,4	96,9	118,8	99,8	x
Q 3	96,5	91,8	137,3	81,8	53,1	74,1	93,8	95,4	119,9	98,3	x
Q 4	94,1	89,5	128,8	84,2	54,5	76,2	89,7	94,7	115,3	97,5	x
1994 Q 1	95,7	84,5	129,5	88,4	53,9	80,1	89,0	94,2	120,9	101,0	x
Q 2	97,9	86,7	132,9	84,6	52,8	83,6	92,3	94,8	123,0	98,6	x
Q 3	98,3	86,3	131,1	87,4	51,5	81,2	96,1	95,9	123,1	99,8	x
Q 4	96,9	89,3	129,7	92,0	53,0	82,4	96,6	97,6	119,8	91,3	x

See footnote on page 18

**2 Index of Current Value, Volume and Average Value of Imports and Exports
(Special Trade) by Sections of the SITC - Rev. 3**

1980 = 100
2.2 EC-Countries

Year Quarter	Exports										
	Total	Section									
		0 Food and live animals	1 Beverages and tobacco	2 Crude materials, inedible	3 Mineral fuels, lubricants etc	4 Animal and vegetable oils and fats	5 Chemicals	6 Manu- factured goods classified chiefly by material	7 Machinery and transport equipment	8 Miscella- neous manu- factured articles	9 Commodities and trans- actions not classified acc to kind 1)
Index of Current Value											
1991 ..	187,9	194,5	231,6	171,5	43,8	103,3	197,4	158,0	222,1	208,1	x
1992 ..	190,2	199,0	245,5	171,9	44,5	110,6	196,3	154,2	227,8	211,1	x
1993 ..	165,6	178,9	214,3	139,4	38,4	105,1	175,1	129,0	183,5	171,9	x
1994 ..	180,0	188,4	219,2	170,3	41,4	123,5	205,5	141,2	205,1	177,3	x
1991 Q 1	190,0	183,9	191,7	172,9	47,0	111,8	213,4	163,4	218,7	217,0	x
Q 2	187,8	187,0	230,3	176,2	41,9	88,2	197,5	162,3	225,1	190,6	x
Q 3	180,6	202,9	250,2	157,3	43,3	102,8	185,5	150,4	208,7	217,2	x
Q 4	193,2	204,3	254,1	179,5	42,9	110,5	193,0	155,8	235,8	207,8	x
1992 Q 1	200,8	191,6	235,8	184,6	45,2	113,7	210,7	166,1	240,9	225,1	x
Q 2	189,2	197,3	245,2	174,0	46,6	117,1	199,8	153,7	230,7	187,1	x
Q 3	183,7	206,8	267,8	163,2	42,6	105,9	190,5	149,1	211,8	225,9	x
Q 4	187,1	200,3	233,3	165,7	43,4	105,7	184,2	147,9	227,7	206,3	x
1993 Q 1	167,9	168,1	185,9	141,5	37,7	101,0	168,3	129,3	176,6	184,8	x
Q 2	169,8	178,7	226,1	148,8	36,3	110,4	179,4	135,4	189,2	155,3	x
Q 3	157,8	182,1	231,5	125,8	39,8	100,9	168,0	123,1	168,5	177,6	x
Q 4	166,8	186,8	213,5	141,6	39,9	108,0	184,6	128,0	199,8	170,0	x
1994 Q 1	177,8	179,4	167,2	175,9	42,7	124,4	205,7	133,6	197,4	186,3	x
Q 2	183,2	183,8	217,2	168,9	40,1	113,7	209,4	145,8	212,1	163,9	x
Q 3	175,4	196,0	260,2	162,1	37,5	128,1	192,2	136,0	194,2	183,4	x
Q 4	183,5	194,5	232,3	174,2	45,1	127,6	214,9	149,6	216,7	175,6	x
Index of Volume											
1991 ..	158,0	195,6	189,0	194,5	47,1	170,1	181,1	145,3	164,2	178,3	x
1992 ..	160,1	193,6	196,5	202,2	56,6	179,3	188,2	145,7	164,0	181,4	x
1993 ..	150,3	182,4	183,4	190,4	61,8	169,2	186,1	134,8	142,0	147,0	x
1994 ..	162,9	199,9	182,7	218,2	70,9	171,8	218,8	147,5	154,8	153,3	x
1991 Q 1	160,1	189,0	155,1	180,8	48,5	188,8	190,2	150,0	165,3	180,7	x
Q 2	158,4	185,9	187,6	195,7	44,7	145,3	180,4	148,1	169,0	165,2	x
Q 3	151,3	201,7	199,0	186,9	48,9	168,4	173,4	138,3	151,2	185,7	x
Q 4	162,1	205,7	214,3	213,4	46,2	177,9	180,4	144,7	171,4	181,6	x
1992 Q 1	169,3	187,1	176,3	208,5	54,4	185,9	196,5	157,5	177,6	190,8	x
Q 2	159,2	189,1	192,8	198,3	57,8	185,7	189,8	145,2	167,0	165,5	x
Q 3	153,2	198,9	210,6	199,0	56,1	174,5	184,3	139,2	148,5	192,2	x
Q 4	156,7	199,2	206,5	202,9	58,1	171,2	182,4	141,0	163,1	177,0	x
1993 Q 1	149,7	167,2	152,9	186,3	58,7	167,9	173,9	132,2	137,4	149,9	x
Q 2	155,2	176,6	192,9	200,1	57,6	180,3	188,4	140,2	150,0	138,9	x
Q 3	144,3	184,0	192,3	180,4	65,3	158,6	180,0	133,8	128,2	153,4	x
Q 4	152,1	201,9	195,5	195,0	65,6	170,0	202,0	133,0	152,4	145,8	x
1994 Q 1	161,8	190,5	142,6	238,1	72,5	168,9	216,7	140,3	152,3	155,3	x
Q 2	165,6	191,2	174,8	213,5	65,1	160,6	225,0	152,7	160,1	145,2	x
Q 3	157,4	208,2	213,1	213,0	61,5	182,3	207,2	142,8	143,3	153,8	x
Q 4	166,8	209,7	200,3	208,2	84,7	175,3	226,5	154,4	163,7	158,9	x
Index of Average Value											
1991 ..	118,9	99,5	122,5	88,3	93,0	60,7	109,0	108,7	135,2	116,7	x
1992 ..	118,8	102,8	124,9	85,0	78,6	61,7	104,3	105,8	138,9	116,4	x
1993 ..	110,1	98,1	116,8	73,2	62,2	62,1	94,1	95,7	129,3	117,0	x
1994 ..	110,5	94,2	120,0	78,0	58,3	71,9	93,9	95,7	132,5	115,7	x
1991 Q 1	118,7	97,3	123,6	95,6	96,9	59,2	112,2	108,9	132,3	120,1	x
Q 2	118,6	100,6	122,7	90,0	93,9	60,7	109,5	109,6	133,2	115,3	x
Q 3	119,3	100,6	125,7	84,1	88,6	61,1	106,9	108,8	138,0	117,0	x
Q 4	119,2	99,3	118,6	84,1	92,9	62,1	107,0	107,6	137,6	114,4	x
1992 Q 1	118,6	102,4	133,8	88,5	83,1	61,2	107,3	105,4	135,6	118,0	x
Q 2	118,8	104,4	127,2	87,8	80,6	63,0	105,2	105,8	138,2	113,0	x
Q 3	119,9	104,0	127,1	82,0	76,0	60,7	103,4	107,1	142,6	117,5	x
Q 4	118,0	100,5	113,0	81,7	74,7	61,8	101,0	104,9	139,7	116,6	x
1993 Q 1	112,1	100,5	121,5	75,9	64,4	60,1	96,8	97,8	128,5	123,3	x
Q 2	109,4	101,2	117,2	74,4	63,0	61,2	95,2	96,6	126,2	111,8	x
Q 3	109,3	99,0	120,4	69,7	60,9	63,6	93,3	92,0	131,5	115,8	x
Q 4	109,7	92,5	109,2	72,6	60,9	63,5	91,4	96,2	131,1	116,6	x
1994 Q 1	109,9	94,2	117,3	73,9	58,9	73,7	94,9	95,2	129,6	120,0	x
Q 2	110,6	96,1	124,3	79,1	61,7	70,8	93,0	95,5	132,4	112,9	x
Q 3	111,5	94,1	122,1	76,1	61,0	70,3	92,8	95,3	135,6	119,3	x
Q 4	110,0	92,8	116,0	83,7	53,2	72,7	94,9	96,9	132,4	110,5	x

See footnote on page 18.

**2 Index of Current Value, Volume and Average Value of Imports and Exports
(Special Trade) by Sections of the SITC - Rev. 3**

1980 = 100

2.3 Other Countries

Year Quarter	Imports										
	Total	Section									
		0 Food and live animals	1 Beverages and tobacco	2 Crude materiale, inedible	3 Mineral fuels, lubricants etc	4 Animal and vegetable oils and fats	5 Chemicals	6 Manu- factured goods classified chiefly by material	7 Machinery and transport equipment	8 Miscella- neous manu- factured articles	9 Commodities and trans- actions not classified acc to kind 1)
Index of Current Value											
1991 ..	178,2	134,8	145,8	94,9	56,1	91,2	246,9	177,7	405,1	305,6	x
1992 ..	177,5	131,9	166,3	95,0	53,7	100,3	253,1	175,8	400,8	304,1	x
1993 ..	169,5	122,5	147,1	82,1	49,6	96,5	237,7	161,8	380,2	314,1	x
1994 ..	187,4	141,6	168,7	98,7	49,6	115,4	277,2	188,1	424,1	326,9	x
1991 Q. 1	171,7	133,4	144,8	88,6	54,6	79,3	256,6	178,6	371,1	301,0	x
Q. 2	179,8	134,6	140,2	95,8	56,7	86,0	260,9	180,9	426,0	278,2	x
Q. 3	181,3	121,7	137,7	101,7	53,6	100,6	238,3	179,0	408,1	339,8	x
Q. 4	179,9	149,5	160,4	93,6	59,5	98,9	231,7	172,1	415,1	303,1	x
1992 Q. 1	184,8	143,7	174,6	95,1	55,0	98,2	260,6	178,4	411,2	326,7	x
Q. 2	174,4	135,6	147,5	98,1	56,3	100,6	252,3	177,8	409,5	261,5	x
Q. 3	170,8	107,3	153,2	91,6	51,7	95,2	247,5	170,5	373,9	316,3	x
Q. 4	180,0	141,1	189,8	95,1	51,9	107,3	252,0	176,6	408,7	311,9	x
1993 Q. 1	164,7	119,3	153,5	77,3	50,8	87,7	233,5	157,5	364,8	306,5	x
Q. 2	165,5	117,7	129,1	82,8	49,3	96,3	234,7	163,0	382,3	281,4	x
Q. 3	168,0	112,8	153,6	77,6	48,3	98,7	232,7	157,0	365,9	337,9	x
Q. 4	179,9	140,1	152,3	90,9	50,0	103,2	249,9	169,5	407,9	330,5	x
1994 Q. 1	181,5	137,7	161,5	89,5	46,0	93,6	271,4	173,0	405,5	349,5	x
Q. 2	181,4	137,0	170,7	96,4	50,0	121,5	275,4	185,2	421,7	285,7	x
Q. 3	184,2	129,8	177,1	98,0	51,0	110,5	273,1	187,1	395,3	345,4	x
Q. 4	202,4	161,9	165,3	111,0	51,4	136,0	288,7	207,1	474,0	327,0	x
Index of Volume											
1991 ..	172,4	162,9	127,6	100,9	89,5	165,8	232,2	175,9	317,0	271,3	x
1992 ..	178,4	169,3	140,4	106,9	99,9	162,5	262,9	182,9	309,3	270,1	x
1993 ..	175,7	167,7	120,2	102,4	99,5	155,5	264,6	181,1	288,1	279,5	x
1994 ..	191,2	177,0	140,6	117,5	107,1	164,8	293,2	212,4	305,9	295,3	x
1991 Q. 1	171,1	169,4	138,3	95,5	84,4	159,4	239,2	180,3	306,3	276,3	x
Q. 2	172,3	161,8	123,6	100,6	90,5	154,8	239,9	177,0	324,1	255,0	x
Q. 3	170,9	145,8	116,2	106,4	86,3	178,8	221,0	175,6	310,0	288,4	x
Q. 4	175,4	174,6	132,3	101,3	96,8	170,1	228,7	170,9	327,7	265,7	x
1992 Q. 1	184,3	173,6	142,8	103,6	101,3	160,0	277,2	184,0	322,5	286,2	x
Q. 2	173,0	163,8	125,1	108,1	101,8	157,4	257,1	182,6	310,2	232,6	x
Q. 3	172,7	146,0	131,5	103,8	99,0	157,9	256,6	177,2	310,5	279,0	x
Q. 4	183,7	193,7	162,3	112,1	97,5	174,6	260,6	187,8	316,9	282,6	x
1993 Q. 1	169,6	165,5	120,1	93,7	97,6	138,5	249,8	176,8	278,0	270,2	x
Q. 2	173,7	160,4	106,0	103,6	95,9	147,2	270,4	179,3	301,7	256,4	x
Q. 3	172,7	158,3	128,4	96,9	97,5	164,5	260,2	176,3	270,5	295,9	x
Q. 4	186,8	186,6	126,3	115,4	106,8	172,0	278,0	192,1	302,2	295,4	x
1994 Q. 1	185,5	174,8	133,9	111,2	101,0	138,6	288,2	197,8	294,1	312,6	x
Q. 2	183,5	168,2	138,4	116,8	106,8	172,6	293,6	208,4	294,9	258,4	x
Q. 3	189,2	163,1	148,0	115,1	109,5	160,0	289,6	210,8	285,9	310,4	x
Q. 4	206,4	201,9	142,1	126,8	111,3	187,9	301,7	232,7	348,9	299,7	x
Index of Average Value											
1991 ..	103,3	82,8	114,2	94,0	62,6	55,0	106,3	101,0	127,8	112,6	x
1992 ..	99,5	77,9	118,4	88,9	53,8	61,8	96,3	96,1	129,6	112,6	x
1993 ..	96,5	73,0	122,4	80,2	49,9	62,0	89,8	89,3	132,0	112,4	x
1994 ..	98,0	80,0	120,0	84,0	46,3	70,0	94,5	88,5	138,6	110,7	x
1991 Q. 1	100,4	78,7	104,7	92,8	64,6	49,8	107,3	99,1	121,2	108,9	x
Q. 2	104,3	83,2	113,4	95,1	62,6	55,6	108,7	102,2	131,4	109,1	x
Q. 3	106,1	83,5	118,5	95,6	62,0	56,2	107,8	101,9	131,7	117,8	x
Q. 4	102,6	85,6	121,2	92,4	61,5	58,1	101,3	100,7	126,7	114,1	x
1992 Q. 1	100,3	82,8	122,3	91,8	54,3	61,4	94,0	96,9	127,5	114,2	x
Q. 2	100,8	82,8	117,9	90,8	55,3	63,9	98,1	97,3	132,0	112,4	x
Q. 3	98,9	73,5	116,5	88,2	52,2	60,3	96,4	96,2	130,1	113,4	x
Q. 4	98,0	72,9	117,0	84,8	53,3	61,5	96,7	94,0	129,0	110,4	x
1993 Q. 1	97,1	72,1	127,8	82,4	52,1	63,4	93,5	89,1	131,2	113,4	x
Q. 2	95,3	73,4	121,9	80,0	51,4	65,4	86,8	90,9	126,7	109,8	x
Q. 3	97,3	71,2	119,6	80,0	49,5	60,0	89,4	89,0	135,3	114,2	x
Q. 4	96,3	75,1	120,6	78,7	46,8	60,0	89,9	88,2	135,0	111,9	x
1994 Q. 1	97,8	78,8	120,6	80,5	45,6	67,5	94,2	87,5	137,9	111,8	x
Q. 2	98,8	81,4	123,4	82,5	46,8	70,4	93,8	88,9	143,0	110,6	x
Q. 3	97,4	79,6	119,7	85,2	46,5	69,0	94,3	88,8	138,2	111,3	x
Q. 4	98,1	80,2	116,3	87,5	46,2	72,4	95,7	89,0	135,8	109,1	x

See footnote on page 18.

**2 Index of Current Value, Volume and Average Value of Imports and Exports
(Special Trade) by Sections of the SITC - Rev. 3**

1980 = 100

2.3 Other Countries

Year Quarter	Exports										
	Total	Section									
		0 Food and live animals	1 Beverages and tobacco	2 Crude materials, inedible	3 Mineral fuels, lubricants etc.	4 Animal and vegetable oils and fats	5 Chemicals	6 Manu- factured goods classified chiefly by material	7 Machinery and transport equipment	8 Miscella- neous manu- factured articles	9 Commodities and trans- actions not classified acc to kind 1)
Index of Current Value											
1991	182.4	161.9	234.6	162.8	92.7	90.3	177.2	153.3	190.6	239.3	x
1992	185.2	174.0	275.7	162.3	92.9	75.2	178.4	151.1	195.7	246.8	x
1993	186.0	182.3	306.1	158.7	88.5	94.6	183.3	149.4	197.1	245.0	x
1994	206.7	194.5	404.1	182.2	89.5	124.0	208.0	167.5	220.8	261.2	x
1991 Q 1	177.6	179.6	189.3	157.6	92.9	100.7	176.6	148.5	181.5	230.6	x
Q 2	175.3	154.2	234.4	170.3	81.3	85.0	175.1	154.8	180.1	226.1	x
Q 3	183.6	148.1	255.1	158.6	100.7	76.6	180.5	153.9	191.7	247.9	x
Q 4	193.0	165.8	259.6	164.8	95.9	99.0	176.4	155.8	209.2	252.4	x
1992 Q 1	185.1	191.8	234.0	165.6	93.5	82.7	184.4	150.4	195.2	245.2	x
Q 2	178.4	158.4	259.7	160.6	90.4	84.2	178.7	147.5	190.0	223.0	x
Q 3	184.2	161.0	345.3	159.2	93.1	64.8	175.7	151.3	193.9	260.6	x
Q 4	193.0	184.7	263.7	163.8	94.4	69.2	174.7	155.1	207.9	258.4	x
1993 Q 1	178.7	176.6	270.4	154.4	83.4	88.7	179.8	138.4	189.7	237.1	x
Q 2	179.3	158.7	298.9	156.3	88.4	80.5	183.0	147.9	189.1	227.2	x
Q 3	178.6	167.8	293.5	155.0	86.2	85.9	182.2	145.9	184.9	247.2	x
Q 4	207.4	226.2	361.6	169.3	96.1	123.4	188.5	165.5	224.8	268.4	x
1994 Q 1	188.2	196.4	345.7	170.2	86.3	101.3	200.1	145.0	199.1	239.8	x
Q 2	211.8	200.2	392.3	187.9	91.9	114.5	209.5	177.6	226.1	262.4	x
Q 3	200.2	177.3	419.0	174.5	89.9	125.5	206.1	157.0	212.0	260.3	x
Q 4	226.8	204.2	459.4	196.2	90.0	154.6	216.5	190.4	245.9	282.4	x
Index of Volume											
1991	156.1	198.5	211.0	170.6	126.8	143.5	158.8	143.8	147.4	205.0	x
1992	160.3	213.3	243.0	177.2	146.5	116.9	163.2	144.9	152.5	214.3	x
1993	164.5	231.9	289.3	191.5	149.4	150.8	172.7	153.9	153.2	212.3	x
1994	187.0	241.0	401.1	210.1	154.4	158.5	199.3	175.3	177.1	234.6	x
1991 Q 1	154.5	219.5	178.5	162.3	117.0	173.9	158.5	140.4	142.7	198.1	x
Q 2	149.8	185.4	216.4	177.7	109.4	127.9	155.0	144.7	140.1	192.6	x
Q 3	155.3	176.2	231.5	165.0	148.0	112.1	159.1	144.2	146.3	210.2	x
Q 4	164.7	212.9	217.7	177.5	132.8	160.3	162.6	146.1	160.4	219.1	x
1992 Q 1	161.0	236.6	200.2	177.3	144.0	134.7	167.9	143.6	153.1	212.5	x
Q 2	154.1	183.3	228.1	170.0	140.6	128.1	161.4	140.8	146.9	199.6	x
Q 3	159.1	200.6	299.9	176.0	151.2	99.6	160.8	146.3	149.4	221.3	x
Q 4	167.1	232.7	243.9	185.5	150.1	105.3	162.6	148.7	160.8	223.8	x
1993 Q 1	157.8	221.6	262.5	180.1	136.5	138.9	168.0	140.5	149.4	203.9	x
Q 2	158.8	193.7	264.9	188.2	150.7	128.6	170.5	152.1	147.7	201.7	x
Q 3	157.4	208.0	283.4	191.8	143.0	141.2	170.6	150.8	143.0	212.8	x
Q 4	184.2	304.4	346.2	205.7	167.5	194.6	181.6	172.4	172.8	230.9	x
1994 Q 1	169.4	246.0	329.3	194.4	150.4	130.6	188.9	152.5	158.9	213.3	x
Q 2	190.2	248.3	384.0	221.3	155.6	148.8	196.8	185.3	179.6	238.8	x
Q 3	183.0	220.2	402.3	206.0	154.1	160.1	200.9	167.3	171.2	232.5	x
Q 4	205.4	249.6	488.7	218.6	157.5	194.5	210.7	196.1	198.8	253.9	x
Index of Average Value											
1991	116.8	81.6	111.2	95.4	73.1	62.9	111.6	106.5	129.4	116.7	x
1992	115.5	81.6	113.4	91.6	63.4	64.4	109.3	104.3	129.0	115.2	x
1993	113.0	78.6	105.8	82.9	59.2	62.7	106.2	97.1	128.7	115.4	x
1994	110.6	80.7	100.8	86.7	58.0	78.2	104.4	95.5	124.6	111.3	x
1991 Q 1	115.0	81.8	106.1	97.1	79.4	57.9	111.4	105.8	127.2	116.4	x
Q 2	117.0	83.2	108.4	95.8	74.3	66.5	113.0	107.0	128.6	117.4	x
Q 3	118.2	84.0	110.2	96.1	68.0	68.4	113.5	106.7	131.0	117.9	x
Q 4	117.2	77.9	119.3	92.8	72.2	61.8	108.5	106.7	130.4	115.2	x
1992 Q 1	115.0	81.1	116.9	93.4	65.0	61.4	109.8	104.7	127.5	115.4	x
Q 2	115.8	86.4	113.9	94.5	64.3	65.8	110.7	104.8	129.4	111.7	x
Q 3	115.8	80.3	115.1	90.5	61.6	65.1	109.3	103.4	129.8	117.8	x
Q 4	115.5	79.4	108.1	88.3	62.9	65.8	107.4	104.3	129.3	115.5	x
1993 Q 1	113.2	79.7	103.0	85.7	61.1	63.8	107.0	98.5	127.0	116.3	x
Q 2	112.9	81.9	112.8	83.0	58.6	62.6	107.3	97.2	128.1	112.7	x
Q 3	113.5	80.6	103.6	80.8	60.3	60.9	106.8	96.8	129.3	116.2	x
Q 4	112.6	74.3	104.4	82.3	57.4	63.4	103.8	96.0	130.0	116.2	x
1994 Q 1	111.1	79.8	105.0	87.6	57.4	77.5	105.9	95.1	125.3	112.4	x
Q 2	111.4	80.6	102.1	84.9	59.1	77.0	106.4	95.8	125.9	109.9	x
Q 3	109.4	80.5	104.2	84.7	58.4	78.4	102.6	93.8	123.8	112.0	x
Q 4	110.4	81.8	94.0	89.7	57.1	79.5	102.7	97.1	123.7	111.2	x

See footnote on page 18

3 IMPORTS AND EXPORTS (SPECIAL TRADE) BY SECTIONS AND DIVISIONS OF THE SITC-REV. III
3.1 IMPORTS

SECT AND DIV	1994 DT = 100 KG	1993	1994 1 000 DM	1993	1994 1 000 \$	1993	
00	FOOD AND LIVE ANIMALS...	319 308 006	310 050 426	52 370 858	46 770 150	32 423 642	28 264 452
00	LIVE ANIMALS.....	2 568 120	2 067 428	708 666	574 878	439 151	347 369
01	MEAT, MEAT PREPARATIONS...	18 056 185	17 186 474	8 483 868	8 090 977	5 259 603	4 884 985
02	DAIRY PRODUCTS,BIRD EGGS	18 512 689	11 821 316	5 533 709	4 981 137	3 434 037	3 006 664
03	FISH,CRUSTACEANS,MOLLUSC	7 323 292	6 402 629	3 524 948	2 929 747	2 186 874	1 768 441
04	CEREALS,CEREAL PREPRNTS...	44 609 658	44 384 875	3 497 378	3 325 194	2 122 376	2 009 770
05	VEGETABLES AND FRUIT....	128 099 161	125 009 166	17 919 142	16 078 560	11 067 693	9 727 242
06	SUGAR,SUGR.PREPTNS,HONEY	11 190 828	9 866 196	1 372 473	1 219 180	848 452	736 940
07	COFFEE,TEA,COCOA,SPICES.	15 625 144	14 975 056	6 212 012	4 610 566	3 862 995	2 785 121
08	ANIMAL FEED STUFF.....	68 808 031	74 178 706	2 585 530	2 574 871	1 538 864	1 556 970
09	MISC.EDIBLE PRODUCTS ETC	4 514 898	4 158 580	2 593 132	2 385 040	1 603 597	1 440 950
1	BEVERAGES AND TOBACCO...	25 353 804	22 686 857	6 451 123	5 989 419	3 994 906	3 619 059
11	BEVERAGES.....	23 125 596	20 793 069	4 437 537	4 173 130	2 752 803	2 520 812
12	TOBACCO,TOBACCO MANUFACT	2 228 208	1 893 788	2 013 586	1 816 289	1 242 103	1 098 247
2	CRUDE MATERIALS,INEDIBLE	1 049 618 984	911 142 583	27 634 533	23 057 871	17 109 570	13 945 190
21	HIDES,SKINS,FURSKINS,RAW	786 537	733 777	368 230	277 272	225 113	167 778
22	OIL SEED,OLEAGINUS FRUIT	49 080 150	47 457 360	2 372 550	2 142 825	1 467 388	1 292 533
23	CRUDE RUBBER.....	5 743 742	5 177 649	1 242 797	1 065 651	770 235	644 408
24	CORK AND WOOD.....	57 135 236	49 979 935	3 707 171	3 097 543	2 295 832	1 873 572
25	PULP AND WASTE PAPER....	51 904 450	42 100 247	3 772 031	2 773 583	2 343 259	1 679 247
26	TEXTILE FIBRES.....	7 718 368	6 636 452	2 455 562	1 876 521	1 518 131	1 135 604
27	CRUDE FERTILIZER,MINERAL	368 772 329	326 264 890	2 209 526	1 971 647	1 370 826	1 192 352
28	METALLIFEROUS ORE,SCRAP.	496 243 209	421 889 113	6 757 993	5 718 841	4 189 913	3 456 786
29	CRUDE ANIMAL,VEG.MATERL.	12 234 963	10 903 160	4 748 673	4 133 988	2 928 873	2 502 910
3	FUELS, LUBRICANTS, ETC..	2 176 192 456	2 076 158 252	43 162 678	44 874 995	26 661 827	27 151 503
32	COAL, COKE, BRIQUETTES...	214 492 430	186 833 098	1 756 727	1 494 516	1 086 267	902 270
33	PETROLEUM,PETROL,PRODUCT	1 482 837 053	1 430 150 072	31 109 410	32 903 227	19 239 299	19 910 545
34	GAS,NATURAL,MANUFACTURED	478 862 973	459 175 077	9 014 801	9 216 526	5 542 266	5 576 332
35	ELECTRIC CURRENT, MWH	17 828 361	16 011 475	1 281 740	1 260 726	793 995	762 356
4	ANIMAL,VEG.OILS,FATS,WAX	19 349 783	17 442 526	1 880 790	1 517 366	1 166 267	917 728
41	ANIMAL OILS AND FATS....	1 828 038	1 724 228	152 848	144 968	94 281	87 740
42	FIXED VEG. FATS AND OILS	11 425 244	10 478 372	1 189 147	961 646	738 149	581 727
43	ANIMAL,VEG.FATS,OILS,NES	6 096 501	5 239 926	538 795	410 752	333 837	248 261
5	CHEMICALS,RELTD.PROD.NES	277 348 496	243 497 865	54 998 634	46 870 904	34 039 326	28 350 892
51	ORGANIC CHEMICALS.....	66 379 616	57 785 338	12 969 115	10 857 175	8 030 761	6 567 891
52	INORGANIC CHEMICALS.....	42 196 883	33 982 734	3 969 781	3 461 595	2 455 167	2 093 432
53	DYES,COLOURING MATERIALS	7 162 959	6 146 665	2 868 019	2 613 498	1 773 751	1 581 255
54	MEDICINAL,PHARM,PRODUCTS	1 186 792	1 027 606	8 649 405	6 983 871	5 949 120	4 221 727
55	ESSENTL.OILS,PERFUME,ETC	7 467 700	5 659 800	4 122 088	3 379 385	2 453 663	2 042 619
56	FERTILIZER,EXCEPT GRP272	66 655 408	64 412 010	1 276 998	1 194 781	782 258	724 578
57	PLASTICS IN PRIMARY FORM	54 039 541	46 863 585	10 547 825	8 924 421	6 541 471	5 398 739
58	PLASTIC,NON-PRIMARY FORM	7 748 386	6 848 396	4 659 872	4 189 266	2 885 612	2 534 754
59	CHEMICAL MATERIALS NES..	24 511 211	20 771 731	5 935 531	5 266 912	3 667 523	3 185 897
6	MANUFACTURED GOODS.....	608 786 400	509 636 288	100 247 348	86 215 233	62 106 436	52 164 252
61	LEATHER, LEATHER GOODS...	508 617	432 786	1 482 728	1 339 289	916 105	810 440
62	RUBBER MANUFACTURES, NES	8 097 364	7 254 042	5 827 301	5 310 637	3 610 954	3 215 903
63	CORK, WOOD MANUFACTURES.	38 046 695	33 335 012	5 559 010	4 659 899	3 439 688	2 819 065
64	PAPER,PAPERBOARD,ETC....	86 189 444	76 858 168	11 940 504	10 688 056	7 404 671	6 464 028
65	TEXTILE YARN,FABRIC,ETC.	14 581 839	13 096 807	17 769 210	16 566 951	10 970 897	10 024 841
66	NON-METAL.MINERAL MANFCT	202 783 952	166 392 977	11 024 922	9 699 759	6 833 248	5 863 916
67	IRON AND STEEL.....	191 251 438	156 287 261	17 818 767	14 220 120	11 056 044	8 608 868
68	NON-FERROUS METALS.....	36 730 093	28 788 471	13 950 820	10 456 439	8 661 340	6 327 296
69	METALS MANUFACTURES, NES.	30 596 958	27 130 764	14 874 086	13 274 083	9 213 489	8 029 895
7	MACHINES, TRANSPORT EQUIP	91 746 258	82 536 792	208 936 726	187 474 687	129 233 035	113 487 606
71	POWER GENERATING MACHINES	5 497 520	4 602 057	13 086 870	10 964 879	8 092 638	6 635 927
72	SPECIAL.INDUST.MACHINERY	8 423 911	7 480 610	11 692 470	10 904 422	7 238 009	6 598 383
73	METALWORKING MACHINERY..	1 644 509	1 465 441	3 027 304	2 922 447	1 877 014	1 767 125
74	GENERAL INDUSTL.MACH.NES	11 550 503	10 150 903	19 745 932	18 105 941	12 218 259	10 951 673
75	OFFICE MACHINES,ADP MACH	2 621 894	2 401 988	29 258 344	26 679 467	18 105 731	16 131 075
76	TELECOMM.SOUND EQUIP ETC	3 454 474	3 412 503	17 947 102	16 479 880	11 122 224	9 955 120
77	ELEC MCH APPAR,PARTS, NES	13 942 735	11 894 499	40 976 178	32 622 887	25 415 269	19 725 701
78	ROAD VEHICLES.....	37 371 599	33 884 942	56 253 698	50 266 374	34 760 124	30 483 624
79	OTHR. TRANSPORT EQUIPMENT	7 239 113	7 243 909	16 948 828	18 529 390	10 403 767	11 238 978
8	MISC MANUFACTURED ARTCLS	57 342 483	50 168 872	99 214 542	94 200 617	61 323 873	56 930 620
81	PREFAB BUILDOGS,FTNG ETC	8 383 577	6 794 226	4 235 941	3 627 136	2 628 661	2 193 071
82	FURNITURE,BEDDING,ETC....	15 693 400	13 871 425	8 952 189	7 995 692	5 525 941	4 839 008
83	TRAVEL GOODS,HANDBGS ETC	1 026 198	963 188	1 744 456	1 711 331	1 077 536	1 035 072
84	CLOTHING AND ACCESSORIES	8 767 562	8 629 544	36 767 939	36 740 430	22 707 345	22 190 757
85	FOOTWEAR.....	2 750 294	2 560 928	7 972 923	7 642 980	4 907 649	4 619 083
87	SCIENTIFIC EQUIPMENT NES	999 414	807 256	9 633 703	8 776 495	5 961 637	5 304 543
88	PHOTO.APPARAT.NES;CLOCKS	1 441 197	1 178 692	7 189 041	6 676 384	4 456 766	4 037 916
89	MISC MANUFCTRD GOODS NES	18 280 841	15 363 613	22 718 350	21 030 163	14 058 338	12 711 170
9	GOODS NOT CLASSD BY KIND ¹⁾	6 448 341	7 511 670	22 058 133	29 523 957	13 576 875	17 905 946
93	SPEC.TRANSACTION NOT CLASSD	6 440 857	7 507 784	19 738 070	26 773 460	12 139 712	16 239 831
96	COIN NONGOLD NONCURRENT.	4 449	1 196	123 719	97 905	76 358	59 173
97	GOLD,NONMONTY EXCL ORES	3 035	2 690	2 196 344	2 652 592	1 360 805	1 606 942
TOTAL...	4 631 495 011	4 230 832 131	616 955 365	566 495 199	381 635 757	342 737 248	

1) INCL. COMPLETE INDUSTRIAL PLAN N. E. S.

3 IMPORTS AND EXPORTS (SPECIAL TRADE) BY SECTIONS AND DIVISIONS OF THE SITC-REV. III
3.2 EXPORTS

SECT AND DIV	1994 DT = 100 KG	1993	1994 1 000 DM	1993	1994 1 000 \$	1993
0 FOOD AND LIVE ANIMALS...	257 122 723	228 781 240	29 320 002	27 777 751	18 130 170	16 793 903
00 LIVE ANIMALS.....	3 323 556	2 960 862	1 054 661	857 146	652 146	518 050
01 MEAT, MEAT PREPARATIONS.	7 594 993	8 395 613	3 283 507	3 538 091	2 027 468	2 138 452
02 DAIRY PRODUCTS,BIRD EGGS	38 720 232	36 959 162	6 826 444	7 283 746	4 213 139	4 408 536
03 FISH,CRUSTACEANS,MOLLUSC	2 315 993	2 191 556	991 198	872 703	613 550	526 673
04 CEREALS,CEREAL PREPRTRS.	107 001 877	84 695 458	4 432 204	4 002 804	2 737 873	2 421 088
05 VEGETABLES AND FRUIT....	23 458 522	18 346 014	2 899 293	2 452 754	1 790 971	1 483 076
06 SUGAR,SUGR.PREPTNS,HONEY	19 759 673	21 631 612	1 815 371	1 735 126	1 125 802	1 043 675
07 COFFEE,TEA,COCCA,SPICES.	6 320 033	4 976 726	3 702 363	2 697 192	2 303 947	1 629 237
08 ANIMAL FEED STUFF.....	43 099 644	43 016 024	2 172 761	2 242 766	1 342 730	1 356 872
09 MISC.EDIBLE PRODUCTS ETC	5 528 200	5 608 213	2 142 200	2 095 423	1 322 544	1 268 244
1 BEVERAGES AND TOBACCO...	101 053 827	100 484 900	5 282 260	4 514 109	3 280 185	2 725 770
11 BEVERAGES.....	99 771 453	99 418 818	2 997 893	2 459 374	1 860 098	1 484 882
12 TOBACCO,TOBACCO MANUFACT	1 282 374	1 066 082	2 284 367	2 054 735	1 420 087	1 240 888
2 CRUDE MATERIALS,INEDIBLE	574 016 271	512 399 819	13 005 212	10 822 358	8 035 776	6 551 064
21 HIDES,SKINS,FURSKINS,RAW	1 507 360	1 441 399	530 333	436 642	327 052	264 429
22 OIL SEED,OLEAGINUS FRUIT	6 535 123	8 182 006	336 746	350 352	207 417	211 270
23 CRUDE RUBBER.....	4 959 452	4 235 217	308 987	758 684	562 852	459 286
24 CORK AND WOOD.....	66 584 364	55 731 387	1 461 677	1 177 793	903 876	712 204
25 PULP AND WASTE PAPER....	26 537 039	23 609 677	589 981	340 276	369 290	205 860
26 TEXTILE FIBRES.....	9 450 329	8 605 294	2 653 909	2 266 910	1 639 202	1 372 081
27 CRUDE FERTILIZER,MINERAL	354 540 773	309 664 236	1 617 808	1 359 105	1 001 042	821 960
28 METALLIFEROUS ORE,SCRAP.	100 015 067	96 660 093	3 463 708	2 765 904	2 138 101	1 676 486
29 CRUDE ANIMAL,VEG.MATERL.	3 886 764	4 270 510	1 442 063	1 366 692	886 944	827 488
3 FUELS, LUBRICANTS, ETC..	269 276 890	236 308 654	7 772 850	7 454 938	4 802 378	4 507 326
32 COAL, COKE, BRIQUETTES..	60 931 798	47 504 625	1 043 739	870 293	641 796	527 222
33 PETROLEUM,PETROL.PRODUCT	185 412 470	167 559 672	5 276 672	5 077 982	3 268 286	3 069 562
34 GAS,NATURAL,MANUFACTURED	22 932 622	21 245 357	655 019	625 343	403 682	378 006
35 ELECTRIC CURRENT, MWH	18 568 893	16 653 270	797 420	881 320	488 674	532 536
4 ANIMAL,VEG.OILS,FATS,WAX	18 994 252	18 247 807	1 923 503	1 563 477	1 192 623	945 175
41 ANIMAL OILS AND FATS....	2 329 720	2 084 400	193 631	150 914	119 976	91 202
42 FIXED VEG. FATS AND OILS	10 654 125	10 422 748	1 098 593	864 218	681 884	522 116
43 ANIMAL,VEG.FATS,OILS,NES	6 010 407	5 740 659	631 279	548 345	390 763	331 857
5 CHEMICALS,RELTD.PROD.NES	378 046 027	348 498 816	92 829 299	80 682 238	57 373 728	48 814 256
51 ORGANIC CHEMICALS.....	79 583 927	72 939 131	19 012 558	16 292 524	11 753 139	9 854 089
52 INORGANIC CHEMICALS.....	65 256 517	56 724 860	5 360 285	4 720 629	3 312 848	2 852 378
53 DYES,COLOURING MATERIALS	15 583 040	13 756 320	9 320 282	8 472 724	5 756 195	5 128 999
54 MEDICINAL,PHARM.PRODUCTS	1 823 080	1 598 725	14 137 607	12 573 365	8 739 135	7 599 870
55 ESSENTL.OILS,PERFUME,ETC	12 466 810	11 221 582	6 126 878	5 423 749	3 791 183	3 279 566
56 FERTILIZER,EXCEPT GRP272	83 594 321	62 403 120	1 654 848	1 243 831	1 015 890	752 502
57 PLASTICS IN PRIMARY FORM	66 679 973	53 911 001	16 009 094	13 239 562	9 911 230	8 017 859
58 PLASTIC,NON-PRIMARY FORM	12 189 861	38 921 615	8 223 409	7 173 138	5 081 725	4 342 041
59 CHEMICAL MATERIALS NES..	40 868 498	37 022 462	12 984 338	11 542 716	8 012 383	6 986 952
6 MANUFACTURED GOODS.....	451 359 353	405 189 376	111 203 573	100 352 493	68 840 506	60 710 956
60 CPL IND PLANT CHAP 89-76	423 752	357 340	694 876	616 832	430 211	373 778
61 LEATHER, LEATHER GOODS..	716 134	747 525	1 438 400	1 292 455	889 200	781 712
62 RUBBER MANUFACTURES, NES	6 957 715	6 301 053	6 070 981	5 582 012	3 758 429	3 375 560
63 CORK, WOOD MANUFACTURES.	16 348 182	12 511 345	2 418 550	2 011 266	1 498 161	1 216 891
64 PAPER,PAPERBOARD,ETC....	78 291 876	63 012 791	15 111 760	12 896 654	9 364 299	7 803 471
65 TEXTILE YARN,FABRIC,ETC.	13 775 323	12 815 341	20 474 407	19 228 013	12 654 123	11 634 004
66 NON-METAL.MINERAL MANFACT	84 849 751	74 115 846	10 362 278	9 650 597	6 414 564	5 838 895
67 IRON AND STEEL.....	204 042 229	193 695 319	22 088 688	19 999 813	13 685 565	11 733 753
68 NON-FERROUS METALS.....	21 899 595	20 436 412	11 614 042	10 370 963	7 191 648	6 637 296
69 METALS MANUFACTURES,NES.	24 054 796	21 196 404	20 929 591	18 703 888	12 954 306	11 315 717
7 MACHINES, TRANSPORT EQUIP	140 152 856	127 939 866	338 431 453	303 462 112	209 421 359	183 539 438
70 CPL IND PLANT (84/85/87)	1 830 790	1 375 874	6 190 353	4 773 108	3 830 380	2 889 679
71 POWER GENERATING MACHINES	8 210 982	7 059 753	19 989 747	17 884 643	12 344 209	10 806 156
72 SPECIAL.INDUST.MACHINERY	16 664 506	14 895 840	40 486 055	38 361 543	25 066 681	23 191 481
73 METALWORKING MACHINERY..	3 620 104	3 234 543	9 063 234	8 894 150	5 617 539	5 373 472
74 GENERAL INDUSTL.MACH.NES	17 695 200	15 783 561	47 337 327	43 699 639	29 289 416	26 430 764
75 OFFICE MACHINES,ADP MACH	1 226 496	1 062 488	16 029 963	14 466 936	9 920 875	8 744 412
76 TELECOMM.SOUND EQUIP ETC	1 730 783	1 526 026	14 799 383	12 100 101	9 182 328	7 308 823
77 ELEC MCH APPAR,PARTS,NES	16 282 528	14 807 034	53 427 287	45 984 047	33 068 972	27 790 594
78 ROAD VEHICLES.....	62 735 211	54 404 967	111 139 503	96 882 273	68 802 687	58 633 377
79 OTHR.TRANSPORT EQUIPMENT	10 156 256	13 789 780	19 968 601	20 415 672	12 298 292	12 370 680
8 MISC MANUFACTURED ARTCLS	34 778 350	31 252 962	72 336 463	68 697 708	44 739 645	41 529 792
80 CPL IND PLANT CHAP 90/94	22 386	19 264	244 978	274 153	150 537	166 635
81 PREFAB BLDGS,FTNG ETC	2 358 475	2 341 362	3 008 619	2 915 049	1 862 256	1 761 683
82 FURNITURE,BEDDING,ETC....	7 725 021	7 263 156	6 270 092	6 008 340	3 876 302	3 638 144
83 TRAVEL GOODS,HANDBGS ETC	117 234	115 553	574 140	521 525	354 791	315 168
84 CLOTHING AND ACCESSORIES	1 272 250	1 257 387	10 809 479	10 934 314	6 669 022	6 609 531
85 FOOTWEAR.....	593 006	535 772	2 170 295	1 992 332	1 336 319	1 204 521
86 SCIENTIFIC EQUIPMENT NES	1 125 708	1 044 821	17 113 867	16 285 043	10 591 880	9 841 945
87 PHOTO.APPARAT.NES;CLOCKS	2 152 195	1 921 700	7 325 292	6 739 691	4 530 059	4 072 932
89 MISC MANUFACTRD GOODS NES	19 412 075	16 753 947	24 819 701	23 027 261	15 368 479	13 919 233
9 GOODS NOT CLASSD BY KIND ¹⁾	7 006 868	6 636 540	18 468 086	23 059 454	11 319 193	14 006 189
93 SPEC.TRANSACT,NOT CLASSD	6 804 804	6 446 433	16 657 792	21 517 202	10 190 121	13 073 221
94 COMPL IND PLANT CHAPT 99	198 559	169 783	352 354	302 215	218 561	182 418
96 COIN,NONGOLD NONCURRENT.	2 448	19 180	37 891	35 959	23 576	21 864
97 GOLD,NONMONTY EXCL ORES	1 057	1 144	1 420 049	1 204 078	886 935	728 686
TOTAL...	2 231 807 417	2 015 740 980	690 572 701	628 386 638	427 135 563	380 123 869

1) INCL. COMPLETE INDUSTRIAL PLAN N. E. S.

4 IMPORTS AND EXPORTS (SPECIAL TRADE) BY GROUPS AND SUBGROUPS OF THE SITC-REV. III
4.1 IMPORTS

GROUP / SUBGROUP	1994 DT = 100 KG	1993	1994 1 000 DM	1993	1994 1 000 \$	1993
001 LIVE ANIMALS	2 568 120	2 067 428	708 666	574 878	439 151	347 369
1 BOVINE ANIMALS, LIVE	545 912	582 452	203 223	198 277	125 344	119 811
2 SHEEP AND GOATS, LIVE	49 364	75 531	14 591	21 701	8 964	13 177
3 SWINE, LIVE	1 634 778	1 139 257	372 377	248 703	231 866	150 103
4 POULTRY, LIVE	271 324	187 689	60 541	40 289	37 133	24 405
5 EQUINE SPECIES, LIVE	54 917	68 874	32 563	39 853	20 114	24 055
9 LIVE ANIMALS, NES	11 825	13 625	25 371	26 055	15 730	15 818
011 BOVINE MEAT	2 668 913	2 954 207	2 008 560	2 193 801	1 239 665	1 323 892
1 BOVINE MEAT, FRSH, CHILLED	2 120 080	2 318 996	1 658 344	1 836 035	1 023 188	1 107 619
2 BOVINE MEAT, FROZEN	548 833	635 211	350 216	357 766	216 477	216 273
012 OTHER MEAT, MEAT OFFAL	13 459 178	12 546 829	5 184 357	4 757 513	3 221 055	2 872 672
1 MEAT OF SHEEP OR GOATS	383 995	359 826	244 684	226 954	150 405	137 752
2 MEAT OF SWINE	8 386 414	7 912 397	2 854 413	2 664 272	1 770 443	1 608 800
3 POULTRY, MEAT AND OFFAL	3 739 492	3 444 248	1 774 601	1 585 784	1 106 306	957 077
4 MEAT OF HORSES, MULES, ETC	9 253	360	2 439	1 179	1 502	110
5 EDIBLE OFFAL	657 262	575 223	108 905	91 496	67 540	55 288
9 MEAT, EDIBLE OFFAL, NES	282 762	254 775	199 315	188 828	124 859	113 645
016 MEAT, ED. OFFL, DRY, SLT, SMK	215 932	133 951	221 884	169 037	138 181	102 008
1 PIGMEAT, DRY, SALT, SMOKED	202 111	124 377	202 932	152 918	126 438	92 278
8 OTH. MEAT, OFF. DRY, SMK, SLT	13 821	9 574	18 952	16 119	11 743	9 730
017 MEAT, OFFL. PRPD, PRSRVD, NES	1 712 162	1 551 487	1 069 067	970 626	660 702	586 413
1 EXTRACT, JUICE MEAT, FISH	10 391	10 262	10 895	20 031	6 665	12 061
2 SAUSAGE OF MEAT, OFFL. ETC	295 644	256 418	265 786	243 236	165 075	146 716
3 LIVER, PREPRD, PRESRVD, NES	58 266	51 238	35 652	34 682	22 183	20 897
4 POULTRY, PRPRD, PRSRVD, NES	438 856	423 017	260 866	240 350	161 199	145 187
5 PORK, PREPRD, PRESRVD, NES	488 839	348 615	298 929	220 836	184 325	133 572
6 BOV. MEAT, PRPD, PRSRVD, NES	417 471	456 610	194 106	207 432	119 497	125 534
9 OTH. MEAT, PRPD, PRSRVD NES	2 695	5 327	2 833	4 059	1 758	2 446
022 MILK AND CREAM	10 273 559	4 773 093	957 704	844 162	592 423	510 022
1 MILK EX. CONCENTD. SWEETND	2 187 860	1 956 373	165 437	149 044	102 637	89 848
2 MILK CONCENTD., SWEETENED	3 244 016	874 754	424 920	354 279	263 705	214 144
3 MILK PRODUCTS	3 473 791	624 356	267 341	242 476	164 504	146 649
4 WHEY, MILK PRODUCTS NES	1 367 892	1 317 610	100 006	98 963	61 577	59 381
023 BUTTER, OTHER FAT OF MILK	1 169 844	1 082 725	680 297	642 927	422 934	387 008
024 CHEESE AND CURD	4 327 659	3 766 293	3 356 906	3 037 891	2 085 594	1 834 460
1 CHEESE, POWDERED, GRATED	139 661	109 211	116 770	96 096	72 891	58 090
2 PROCESSED CHEESE, WHOLE	190 235	115 320	136 078	95 644	83 990	57 626
3 BLUE-VEINED CHEESE	105 174	93 069	119 829	111 827	74 413	67 572
9 OTHER CHEESE; CURD	3 892 589	3 448 693	2 984 229	2 734 324	1 854 300	1 651 172
025 EGGS, BIRDS, YOLKS, ALBUMIN	2 741 627	2 199 205	538 802	456 157	333 086	275 174
1 BIRDS' EGGS, IN SHELL	2 407 775	1 878 803	433 883	362 104	268 238	218 393
2 BIRD EGGS UNSHELLED; YOLKS	286 972	272 225	81 039	74 539	50 070	44 951
3 EGG ALBUMIN	46 880	48 177	23 880	19 514	14 778	11 830
034 FISH, FRESH, CHILLED, FROZEN	4 980 363	4 365 326	2 060 279	1 751 339	1 277 821	1 057 888
1 FISH, FRESH, CHILLED, WHOLE	1 569 380	1 410 281	914 233	734 618	568 151	443 617
2 FISH, FROZEN EX. FILLETS	527 347	527 039	185 827	188 989	115 422	113 857
4 FISH FILLETS, FROZEN	1 842 199	1 624 904	684 469	623 153	423 659	377 076
5 FISH FILLETS, FRSH, CHILLD	1 041 437	803 102	275 750	204 579	170 589	123 338
035 FISH, DRIED, SALTED, SMOKED	348 077	370 390	283 982	220 674	176 396	132 602
1 FISH, DRIED, SALTED	108 084	68 982	80 450	40 621	50 176	24 540
2 FISH SALTED OR IN BRINE	149 139	211 920	54 597	45 701	33 623	27 592
3 FISH, SMOKED	82 294	80 228	137 527	120 809	85 478	72 348
4 FISH LIVER, ROE, DRD, SMKD.	6 870	8 310	8 676	12 163	5 472	7 287
5 FISH MEAL, FIT FOR FOOD	1 690	950	2 732	1 380	1 647	835
036 CRUSTACEANS, MOLLUSCS ETC	472 276	411 804	357 561	286 624	221 949	173 021
1 CRUSTACEANS, FROZEN	151 515	116 425	246 152	189 146	152 852	114 229
2 CRUSTACEANS, NOT FROZEN	18 107	18 734	33 754	30 494	20 942	18 354
3 MOLLUSCS	302 654	276 645	77 655	66 984	48 155	40 438
037 FISH ETC. PREPD, PRSRVD, NES	1 522 576	1 255 109	823 126	671 110	510 708	404 930
1 FISH, PREPARD, PRESRVD, NES	1 271 749	1 033 244	579 062	455 509	358 796	274 770
2 CRUSTACEA, MOLL. C. PRPD NES	250 827	221 865	244 064	215 601	151 912	130 160
041 WHEAT, MESLIN, UNMILLED	13 411 985	14 765 867	412 478	528 493	256 193	319 236
1 DURUM WHEAT, UNMILLED	2 982 178	3 059 981	109 900	132 748	67 307	80 064
2 OTH. WHEAT, MESLIN, UNMILLED	10 429 807	11 705 886	302 578	395 745	188 886	239 172
042 RICE	2 659 417	2 372 629	271 915	235 847	168 200	142 466
1 RICE IN THE HUSK	29 448	33 774	4 099	4 614	2 494	2 769
2 RICE HUSKED	1 423 000	1 284 877	118 723	110 252	73 669	66 721
3 RICE, MILLED, SEMI-MILLED	1 206 969	1 053 978	149 093	120 981	92 037	72 976
043 BARLEY, UNMILLED	5 011 236	3 722 183	165 075	142 630	102 044	86 265
044 MAIZE UNMILLED	11 105 896	11 666 342	494 909	562 646	302 047	341 135
1 MAIZE SEED	400 722	397 554	176 386	169 625	106 048	102 946
9 MAIZE, OTHER UNMILLED	10 705 174	11 268 788	318 523	393 021	195 999	238 189
045 OTHER CEREALS, UNMILLED	1 537 813	2 090 063	69 062	81 061	42 761	48 673

4 IMPORTS AND EXPORTS (SPECIAL TRADE) BY GROUPS AND SUBGROUPS OF THE SITC-REV. III
4.1 IMPORTS

GROUP / SUBGROUP	1994 DT = 100 KG	1993	1994 1 000 DM	1993	1994 1 000 \$	1993
1 RYE, UNMILLED	688 900	765 750	27 575	24 670	17 072	14 795
2 OATS, UNMILLED	344 615	874 415	9 121	29 930	5 642	17 942
3 GRAIN SORGHUM, UNMILLED	71 593	86 111	2 845	3 333	1 760	2 011
9 BUCKWHEAT ETC. UNMILLED	432 705	363 787	29 521	23 068	18 287	13 925
046 MEAL, FLOUR OF WHEAT, MSLN	828 456	857 805	48 054	56 548	29 788	34 151
1 FLOUR OF WHEAT, MESLIN	540 117	570 563	29 349	35 023	18 188	21 150
2 GROATS, MEAL, PELLTS, WHEAT	288 339	287 242	18 711	21 525	11 600	13 001
047 OTHER CEREAL MEAL, FLOURS	201 647	187 599	12 733	12 057	7 862	7 269
1 OTHER CEREAL FLOURS	99 755	102 073	7 737	7 765	4 755	4 669
2 CEREAL GROAT, MEAL, PELLTS	101 892	85 526	4 996	4 292	3 107	2 600
048 CEREAL PREPARATIONS	9 853 208	8 722 387	1 963 152	1 705 912	1 213 481	1 030 575
1 CEREAL GRAINS, PREPRD NES	720 739	619 611	134 688	115 731	83 440	69 700
2 MALT, INCL. MALT FLOUR	4 543 879	4 264 481	273 652	296 929	169 632	179 877
3 PASTA, UNCOOKED, UNPREPRD.	1 460 195	1 241 675	1 213 589	1 96 622	131 665	118 716
4 BREAD, BAKED GOODS	2 581 629	2 071 420	1 186 480	955 994	733 187	577 303
5 MIXES, DOUGHS FOR 048.4	546 766	525 200	154 743	140 636	95 557	84 979
054 VEGETABLES	48 739 888	49 638 795	5 459 672	5 068 416	3 358 397	3 074 269
1 POTATOES, FRESH, CHILLED	7 294 013	7 486 208	377 622	263 117	231 991	159 891
2 LEGUMES, DRIED, SHELLED	5 638 776	6 170 269	203 297	269 394	124 895	163 843
4 TOMATOES, FRESH, CHILLED	5 475 873	4 478 606	972 663	744 867	604 118	450 406
5 OTH. FRSH, CHLL. VEGETABLES	20 491 455	18 742 998	2 994 872	2 903 882	1 834 945	1 763 771
6 VEGETABLES FROZEN	3 833 825	3 023 712	578 991	445 716	357 534	269 326
7 VEGETABLES PROV. PRESERVD	212 062	189 151	69 225	66 506	42 928	40 178
8 VEG. PRODUCTS, ROOTS, TUBRS	5 793 884	9 547 851	263 002	374 934	161 986	226 854
056 VEGETABLES, PRPD, PRSVD, NES	12 923 911	11 906 897	2 165 259	2 000 002	1 337 231	1 207 932
1 VEGETABLES, DRIED	326 478	279 280	174 677	148 140	107 646	89 533
4 FRUIT, VEG. FLOUR, MEAL, FLK	188 056	142 382	67 783	45 122	42 141	27 040
6 VEGETABLE, UNPICKLED FRZN	1 849 013	1 744 931	244 354	222 822	151 605	134 123
7 VEG. PREPARED, PRESERVD, NES	10 560 364	9 740 304	1 678 445	1 583 918	1 035 839	957 236
057 FRUIT, NUTS EXCL. OIL NUTS	50 292 515	48 342 784	7 597 454	6 455 668	4 703 393	3 899 597
1 ORANGES, ETC.	9 627 449	8 592 227	966 444	853 274	586 753	514 335
2 OTH. CITRUS, FRESH, DRIED	2 117 721	1 967 216	233 104	190 087	144 330	114 891
3 BANANAS, FRESH OR DRIED	11 756 139	12 228 990	1 262 686	1 015 709	781 001	615 357
4 APPLES, FRESH	6 876 316	7 131 021	753 339	554 522	466 403	395 671
5 GRAPES, FRESH OR DRIED	4 511 612	4 087 241	775 023	694 920	487 567	419 919
6 FIGS, FRESH OR DRIED	134 664	94 029	37 101	29 759	23 531	17 859
7 EDIBLE NUTS FRESH, DRIED	2 441 097	2 392 397	1 396 799	1 151 331	859 654	695 039
9 FRUIT, FRESH, DRIED, NES	12 827 517	11 849 663	2 172 958	1 966 066	1 354 154	1 186 526
058 FRUIT, PRESERVED, PREPARED	8 792 041	8 619 721	1 569 560	1 494 181	970 786	904 348
1 JAMS, JELLIES, MARMALADES	493 716	568 025	119 927	135 313	73 968	81 781
2 FRUIT, NUTS PROV. PRESERVD	104 374	146 090	9 348	9 623	5 771	5 822
3 FRUIT, NUTS, FROZEN	2 270 846	2 402 821	478 682	456 766	298 086	275 930
9 FRUIT, NUTS, PRSVD, PPD, NES	5 923 105	5 502 785	961 603	892 479	592 961	540 815
059 FRUIT, VEGETABLE JUICES	7 350 806	6 500 969	1 127 197	1 060 293	697 886	641 096
1 ORANGE JUICE	2 659 701	2 531 935	512 040	465 657	317 215	281 306
2 GRAPEFRUIT JUICE	176 048	151 808	43 694	39 335	27 158	23 781
3 JUICE, OTHER CITRUS FRUIT	213 171	191 820	41 240	41 192	25 442	24 962
9 JUICES, OTHER THAN CITRUS	4 301 886	3 625 406	530 223	514 109	328 071	311 047
061 SUGARS, MOLASSES, HONEY	10 235 989	9 121 084	898 848	844 523	555 069	510 562
1 SUGARS, BEET OR CANE, RAW	94 908	76 261	14 349	12 121	8 799	7 323
2 OTHER BEET, CANE SUGAR	1 925 475	1 736 307	269 357	245 830	166 733	148 394
5 MOLASSES	3 151 197	2 796 514	47 491	36 683	29 359	22 172
6 NATURAL HONEY	828 718	806 732	138 662	142 206	85 507	86 107
9 OTHER SUGARS	4 235 691	3 765 270	428 989	407 683	264 671	246 566
062 SUGAR CONFECTIONERY	954 839	745 112	473 625	374 657	293 383	226 378
1 FRUIT, ETC. PRSVD. BY SUGAR	70 959	75 178	25 099	28 552	15 949	17 191
2 SUGAR CONFECTIONERY	883 880	669 934	448 526	346 105	277 434	209 187
071 COFFEE, COFFEE SUBSTITUTE	8 000 428	8 330 744	3 273 094	2 261 428	2 039 274	1 365 631
1 COFFEE, NOT ROASTED	7 755 063	8 102 925	3 009 355	2 048 491	1 875 360	1 236 886
2 COFFEE, ROASTED	71 994	73 099	59 620	57 003	36 995	34 394
3 EXTRACTS, ETC. OF COFFEE	173 371	154 720	204 119	155 934	126 919	94 351
072 COCOA	4 450 412	4 038 943	1 191 797	918 298	736 999	555 194
1 COCOA BEANS	3 308 335	3 325 226	729 102	650 570	451 022	393 474
2 COCOA POWDER, UNSWEETENED	353 599	291 903	73 444	62 258	45 516	37 731
3 COCOA PASTE	62 632	25 717	17 248	6 728	10 701	4 079
4 COCOA BUTTER, FAT OR OIL	661 803	372 693	370 513	198 023	228 825	119 475
5 COCOA SHELLS, HUSKS, SKINS	64 043	23 404	1 490	719	935	435
073 CHOCOLATE, OTH. COCOA PREP	2 335 378	1 763 372	1 346 429	1 038 976	838 220	627 532
1 COCOA POWDER, SWEETENED	4 293	2 902	2 556	1 671	1 528	1 019
2 OTH. COCOA PREP. OVER 2KG.	439 331	481 268	177 949	193 293	110 752	116 991
3 OTH. COCOA PREP. LESS 2KG.	1 275 289	755 696	702 665	401 779	438 694	242 524
9 FOOD PREP. WITH COCOA, NES	616 465	523 506	463 259	442 233	287 246	266 998
074 TEA AND MATE	322 984	327 411	192 261	203 469	119 519	123 055
1 TEA	288 578	302 113	177 705	190 196	110 469	115 009
3 MATE; EXTRACTS, ETC. OF TEA	34 406	25 298	14 556	13 273	9 050	8 046
075 SPICES	515 942	514 586	208 431	188 395	128 983	113 709

4 IMPORTS AND EXPORTS (SPECIAL TRADE) BY GROUPS AND SUBGROUPS OF THE SITC-REV. III
4.1 IMPORTS

GROUP / SUBGROUP	1994 DT = 100 KG	1993	1994 1 000 DM	1993	1994 1 000 \$	1993
1 PEPPER, DRY, CRUSHED, GROUND	293 293	301 701	111 964	98 666	69 486	59 558
2 SPICES, EX. PEPPER, PIMENTO	222 649	212 885	96 467	89 729	59 497	54 151
081 ANIMAL FEED STUFF	68 808 031	74 178 706	2 585 530	2 574 871	1 598 864	1 556 970
1 HAY, FODDER, GREEN OR DRY	11 468 100	14 699 354	242 450	293 730	150 150	178 441
2 BRAN, SHARPS, OTH. RESIDUES	1 077 006	976 990	26 592	24 938	16 398	15 115
3 OIL-CAKE, OILSEED RESIDUE	34 429 106	37 542 307	972 073	1 086 764	599 364	656 704
4 FLR. ETC. MEAT, FSH, AN. FEED	3 106 350	2 430 677	179 272	143 705	110 777	86 874
5 VEGETABLE RESIDUES, WASTE	11 430 323	12 938 361	242 758	286 361	150 059	172 906
9 FOOD WASTE, ANIMAL FEEDS	7 297 146	5 591 017	922 385	739 373	572 116	446 930
091 MARGARINE AND SHORTENING	378 465	410 222	66 020	65 216	40 818	39 273
098 EDIBLE PROD. PREPRTNS, NES	4 136 433	3 748 358	2 527 112	2 319 824	1 562 779	1 401 677
1 HOMOGENIZED FOOD PREPTNS	63 762	93 122	17 907	24 146	10 895	14 517
4 SAUCE, SEASONING, CONDIMENT	1 068 442	921 712	282 585	252 377	174 916	152 177
5 SOUPS AND BROTHS	230 998	231 166	73 939	66 779	45 689	40 008
6 YEASTS	352 040	308 633	62 938	53 599	38 783	32 370
9 FOOD PREPARATIONS, NES	2 421 191	2 193 725	2 089 743	1 922 923	1 292 496	1 162 605
111 NON-ALCOHOL. BEVERAGE, NES	7 086 523	6 003 862	685 866	483 943	430 404	292 423
112 ALCOHOLIC BEVERAGES	16 039 073	14 789 207	3 741 671	3 689 187	2 322 399	2 228 389
1 WINE OF FRESH GRAPES	11 296 009	10 092 657	2 330 881	2 225 481	1 447 022	1 344 348
2 FERMENTED BEVERAGES, NES	96 359	95 404	25 557	24 784	15 797	15 003
3 BEER ETC. MADE FROM MALT	2 826 546	2 697 022	254 689	256 353	157 920	154 794
4 SPIRITS	1 820 159	1 904 124	1 130 544	1 182 569	701 660	714 244
121 TOBACCO, UNMANUFACTURED	1 826 548	1 536 052	1 170 318	1 124 948	720 121	680 383
1 TOBACCO, NOT STRIPPED, ETC	328 659	287 752	210 931	209 407	128 129	127 007
2 TOBACCO, STEMMED, STRIPPED	1 247 441	1 049 021	934 353	893 758	576 570	540 202
3 TOBACCO REFUSE	250 448	199 279	25 034	21 783	15 422	13 174
122 TOBACCO, MANUFACTURED	401 660	357 736	843 268	691 341	521 982	417 864
1 CIGARS, CHEROOT, CIGARILLO	4 566	4 713	60 274	57 447	37 166	34 711
2 CIGARETTES CONTG. TOBACCO	124 443	86 818	399 019	280 525	246 694	169 321
3 OTH. MANUFACTURED TOBACCO	272 651	266 205	383 975	353 369	238 122	213 832
211 HIDES, SKINS (EX. FURS), RAW	778 178	726 347	197 537	160 036	121 681	96 809
1 BOVINE, EQUINE HIDES, SKIN	458 973	478 820	135 490	117 024	83 459	70 801
2 WHOLE BOVIN. HIDE < BKG DRY	94 966	86 071	29 575	22 647	18 312	13 688
4 GOAT, KID SKIN, EX. FURSKIN	3 330	2 000	1 867	1 391	1 029	831
6 SHEEP SKIN, EXCEPT. FURSKIN	54 296	29 681	11 536	7 088	7 156	4 291
7 SHEEP SKIN WITHOUT WOOL	1 322	1 006	2 358	1 608	1 456	975
9 HIDE, SKIN NES, LTHR. WASTE	165 291	128 769	16 911	10 278	10 269	6 223
122 FURSKINS, RAW	8 359	7 430	170 693	117 236	103 432	70 969
1 MINK SKINS, RAW, WHOLE	2 601	2 890	83 866	67 582	50 933	40 902
2 OTHER RAW FURSKINS	5 736	4 504	86 547	49 558	52 331	30 009
3 FUR PCS. ETC. FURRIER USE	22	36	280	96	168	58
222 OILSEED (SFT. FIX VEG. OIL)	45 359 189	44 660 270	2 172 190	1 988 327	1 342 999	1 199 332
1 GROUNDNUTS (PEANUTS)	982 997	1 065 315	148 279	153 944	92 155	92 657
2 SOYA BEANS	32 022 387	31 805 666	1 357 493	1 281 406	840 469	773 214
3 COTTON SEEDS	183	2 643	64	539	37	326
4 SUNFLOWER SEEDS	3 149 047	3 902 787	235 682	217 824	144 610	131 511
5 SESAME (SESAMUM) SEEDS	141 030	115 253	26 754	19 107	16 286	11 527
6 RAPE, COLZA, MUSTARD SEEDS	9 046 544	7 721 507	402 933	312 594	248 837	188 331
7 SAFFLOWER SEEDS	17 001	47 099	985	2 913	605	1 766
223 OILSEED (OTH. FIX. VEG. OIL)	3 720 961	2 797 090	200 360	154 498	124 389	93 201
1 COPRA	653 539	593 966	40 213	32 633	25 166	19 701
2 PALM NUTS, PALM KERNELS	10 365	201	584	162	359	99
4 LINSEED	2 512 592	1 746 517	93 817	65 305	58 131	39 370
5 CASTOR OIL SEEDS	301 995	217 402	20 424	10 832	12 676	6 529
7 OIL SEEDS, ETC. NES	136 967	159 123	36 821	38 121	22 818	23 032
9 FLOUR, MEAL, FROM OILSEEDS	105 503	79 881	8 501	7 445	5 239	4 470
231 NATURAL RUBBER, ETC.	2 158 115	1 989 864	374 082	303 602	231 952	183 693
1 NATURAL RUBBER LATEX	409 841	341 086	59 594	47 657	36 976	28 833
2 NATURAL RUBBER EXC. LATEX	1 747 338	1 638 761	314 069	254 840	194 717	154 090
3 OTHER NATURAL GUMS	936	4 017	419	1 105	259	670
232 SYNTHETIC RUBBER, ETC.	3 585 627	3 193 785	868 715	762 049	538 283	460 815
1 SYNTHETIC RUBBER	3 212 777	2 803 431	847 192	741 231	524 909	448 231
2 RECLMD. UNHD. RUBBER; WASTE	372 850	390 354	21 523	20 818	13 374	12 584
244 CORK, NATURAL, RAW; WASTE	40 829	53 772	8 613	9 665	5 363	5 866
245 FUEL WOOD, WOOD CHARCOAL	972 838	1 056 080	47 729	56 452	29 322	34 138
246 WOOD IN CHIPS, PARTICLES	4 876 556	4 528 063	27 708	26 180	17 187	15 800
1 WOOD IN CHIPS, PARTICLES	1 254 201	1 078 848	4 958	5 153	3 069	3 093
2 SAWDUST, WOOD WASTE, SCRAP	3 622 355	3 449 215	22 750	21 027	14 118	12 707
247 WOOD ROUGH, ROUGH SQUARED	11 850 664	9 109 597	430 148	361 494	264 141	219 409
3 WOOD ROUGH, PAINTED, PRSVD	209 151	645 700	8 460	15 175	5 207	9 191
4 WOOD, CONIF. ROUGH, UNTRTD	7 349 030	3 946 349	124 910	63 804	77 847	38 532
5 WOOD, NON-CONIF. ROUGH, UNT	4 292 483	4 517 548	296 778	282 515	181 087	171 686
248 WOOD, SIMPLY WORKED	39 394 349	35 232 423	3 192 973	2 643 752	1 979 819	1 598 359
1 RAILWAY, TRAMWAY SLEEPERS	190 969	397 459	7 935	18 924	4 853	11 455
2 WOOD, CONIFER, SAWN	31 461 275	27 630 699	2 158 067	1 719 232	1 339 647	1 039 278

4 IMPORTS AND EXPORTS (SPECIAL TRADE) BY GROUPS AND SUBGROUPS OF THE SITC-REV. III
4.1 IMPORTS

GROUP / SUBGROUP	1994 DT = 100 KG	1993	1994 1 000 DM	1993	1994 1 000 \$	1993
3 WOOD, CONIF, WORKED, SHAPED	2 118 049	1 841 492	258 741	207 003	160 519	125 201
4 WOOD, NON-CONIFER, SAWN	5 331 315	5 075 122	658 987	602 783	407 164	364 502
5 WOOD, NON-CONIF. WRKD, SHPD	292 741	287 651	109 243	95 810	67 636	57 923
251 PULP AND WASTE PAPER	51 904 450	42 100 247	3 772 031	2 773 583	2 343 259	1 679 247
1 WASTE, SCRAP PAPER, PBOARD	8 492 157	5 600 596	219 637	114 790	137 903	69 592
2 MECHANICAL WOOD PULP	994 303	741 878	59 820	40 346	36 956	24 511
3 CHEM. WOOD PULP, DISSOLVNG	2 143 036	1 862 935	247 438	234 224	152 994	141 675
4 CHEM. WOOD PULP, SODA, UNBL	903 077	786 099	86 421	55 297	41 123	33 565
5 CHEM. WOOD PULP, SODA, BLCH	35 450 260	29 232 784	2 840 019	2 030 774	1 783 429	1 229 264
6 CHEM. WOOD PULP, SULPHITE	3 070 692	3 102 518	248 571	222 872	154 826	135 092
9 SEMI-CHEMICAL PULPS	850 925	773 437	90 125	75 280	56 028	45 548
261 SILK	36 486	23 961	63 750	39 655	39 310	23 961
3 RAW SILK (NOT THROWN)	8 014	5 446	32 636	24 977	20 195	15 080
4 SILKWORM COCOONS & WASTE	28 472	18 515	31 114	14 678	19 115	8 881
263 COTTON	2 986 833	2 725 179	536 331	399 729	331 289	241 310
1 COTTON, NOT CARDED, COMBED	1 792 983	1 658 395	424 951	325 285	262 043	196 399
2 COTTON LINTERS	665 848	625 993	30 698	24 127	19 112	14 489
3 COTTON WASTE	519 142	436 233	73 453	46 428	45 636	28 072
4 COTTON, CARDED OR COMBED	8 860	4 558	7 229	3 889	4 498	2 350
264 JUTE, OTH. TEXTL. BAST FIBR	29 089	27 534	1 972	1 693	1 204	1 024
1 JUTE, TEXTL. BAST FIBR. RAW	13 233	11 674	1 316	991	804	599
9 OTHER JUTE ETC.	15 856	15 860	656	702	400	425
265 VEGETABLE TEXTILE FIBRES	237 033	173 402	33 982	21 227	20 995	12 833
1 FLAX, WASTE FLAX	63 441	38 843	17 291	9 547	10 617	5 759
2 TRUE HEMP, WASTE TRUE HMP	1 066	632	1 666	502	1 033	305
4 SISAL, AGAVE FIBRES, WASTE	17 277	21 308	2 163	2 004	1 337	1 210
5 ABACA, MANILA HEMP, WASTE	107	5 434	57	1 311	34	801
7 COCONUT FIBRE AND WASTE	148 658	104 712	9 451	6 748	5 885	4 082
8 VEG. TEXTILE FIBRES, NES	6 484	2 473	3 354	1 115	2 089	676
266 SYNTHETIC FIBRES	1 975 313	1 464 484	544 491	446 573	336 967	270 471
5 SYNTH. STAPLE FIBRE, UNPRD	1 824 731	1 369 819	501 405	412 443	310 349	249 855
6 SYNTHETIC FILAMENT TOW	121 679	56 405	31 833	16 744	19 684	10 155
7 SYN. STAPLE FIBR, SPINNING	28 903	38 260	11 253	17 386	6 934	10 461
267 OTHER MAN-MADE FIBRES	861 331	750 495	220 453	192 403	136 498	116 420
1 ARTIFICIAL FIBR, SPINNING	514 062	443 976	184 976	161 903	114 409	97 950
2 WASTE, MAN-MADE FIBRES	347 269	306 519	35 477	30 500	22 089	18 470
268 WOOL, OTHER ANIMAL HAIR	1 316 114	1 169 613	1 021 199	736 267	631 236	445 998
1 WOOL, GREASY	748 680	694 396	562 580	378 250	341 435	229 123
2 OTHER WOOL, UNPROCESSED	183 937	146 714	83 494	64 230	51 635	38 902
3 FINE ANIMAL HAIR, UNPROCD	41 296	27 812	95 870	47 896	59 554	29 019
5 HORSEHAIR, CRSE. ANML. HAIR	24 721	21 028	13 953	13 235	8 616	7 996
6 WASTE WOOL, ANIMAL HAIR	37 372	26 528	11 881	8 500	7 362	5 142
7 WOOL, ANIMAL HAIR, CARDED	280 108	253 135	269 421	224 156	162 634	135 816
269 WORN CLOTHING, TEXTL. ARTL	276 169	301 784	33 384	38 974	20 632	23 587
272 FERTILIZERS, CRUDE	3 448 546	5 126 273	36 310	46 778	22 174	28 380
1 ANIMAL, VEG., FERTILIZERS	396 526	839 402	9 686	10 894	5 860	6 614
2 SODIUM NITRATE	34 066	28 227	1 937	1 424	1 186	866
3 NATURAL CALC. PHOSPHATES	3 017 954	4 257 116	24 687	34 442	15 128	20 889
4 CRUDE NATRL. POTASS. SALTS	-	1 528	0	18	-	11
273 STONE, SAND AND GRAVEL	280 964 085	249 548 253	809 356	748 134	503 795	451 811
1 BUILDING, DIMENSION STONE	6 091 624	10 135 948	159 320	167 686	98 792	101 333
2 GYPSUM, LIMESTONE ETC.	19 631 363	15 059 885	55 733	40 911	34 608	24 631
3 SANDS, NATRL. NOT MTL. BRNG	33 751 097	34 574 350	82 243	85 092	50 852	51 652
4 GRAVEL, CRUSHD. STONE, AGGR	221 490 001	189 778 070	512 060	454 445	319 543	274 195
274 SULPHUR, UNRSTD. IRON PYRS	2 039 220	1 446 221	15 847	11 583	9 806	7 051
1 SULPHUR, EXCLDNG. PURIFIED	286 962	392 421	2 643	3 498	1 662	2 132
2 IRON PYRITES, UNROASTED	1 752 258	1 053 800	13 204	8 085	8 144	4 919
277 NATURAL ABRASIVES, NES	1 969 004	147 748	184 909	115 814	114 680	69 886
1 INDUSTRIAL DIAMONDS	-	-	30 042	11 163	18 667	6 770
2 NATURAL ABRASIVES, NES	1 969 004	147 748	154 867	104 651	96 013	63 116
278 OTHER CRUDE MINERALS	80 351 474	69 996 395	1 163 104	1 049 338	720 371	635 224
2 CLAY, REFRACT. MINERAL, NES	24 225 849	22 885 136	562 027	518 736	348 281	313 977
3 SODIUM CHLORIDE, ETC.	11 422 237	10 419 065	82 152	76 263	50 824	46 056
4 ASBESTOS	1 628	7 078	230	713	141	427
5 QUARTZ, MICA, FELSPAR, ETC.	5 557 804	4 086 420	92 180	76 906	56 844	46 634
6 SLAG, DROSS, ETC. NES	17 113 968	14 060 352	110 578	89 327	68 544	54 155
9 MINERALS, CRUDE, NES	22 029 988	18 538 344	315 937	287 393	195 737	173 975
281 IRON ORE, CONCENTRATES	427 728 513	355 047 166	2 020 119	1 687 497	1 250 147	1 018 646
4 ROASTED IRON PYRITES	793 134	2 406 808	3 245	10 843	1 993	6 416
5 IRON ORE, CONCNTR. NOT AGG	287 306 684	230 724 489	1 026 957	975 939	745 879	589 334
6 IRON ORE AGGLOMERATES	139 628 695	121 915 869	809 917	700 655	502 275	422 296
282 FERROUS WASTE AND SCRAP	10 173 016	9 101 939	386 656	256 940	239 916	155 077
1 WASTE, SCRAP OF CAST IRON	644 420	754 488	11 025	10 575	6 821	6 338
2 WASTE, SCRAP, ALLOY STEEL	2 358 194	1 481 522	226 585	122 504	141 056	74 001
3 OTHR. FERROUS WASTE, SCRAP	7 170 402	6 865 929	149 046	123 861	92 039	74 738
283 COPPER ORES, CONCENTRATES	6 655 599	5 141 686	618 618	444 677	384 062	269 397
1 COPPER ORES, CONCENTRATES	6 528 330	5 064 474	603 556	435 280	375 041	263 730

4 IMPORTS AND EXPORTS (SPECIAL TRADE) BY GROUPS AND SUBGROUPS OF THE SITC-REV. III
4.1 IMPORTS

GROUP / SUBGROUP	1994 DT = 100 KG	1993	1994 1 000 DM	1993	1994 1 000 \$	1993
2 COPPER MATTES, ETC.	127 269	77 212	15 062	9 397	9 021	5 667
284 NICKEL ORES, CONCTR, MATTE	94 777	172 370	77 487	132 571	47 273	80 364
1 NICKEL ORES, CONCENTRATES	4 212	41	1 202	59	773	37
2 NICKEL MATTES, SINTRS, ETC	90 565	172 329	76 285	132 512	46 500	80 327
285 ALUMINIUM ORE, CONCTR, ETC	27 612 191	28 062 614	336 343	361 514	207 512	219 123
1 ALUMINIUM ORE, CONCENTRAT	22 759 157	22 430 619	154 505	149 289	95 148	90 481
2 ALUMINA (ALUMINIUM OXIDE)	4 853 034	5 631 995	181 838	212 231	112 364	128 642
287 ORE, CONCENTR. BASE METALS	14 043 032	15 323 017	486 245	496 320	300 775	299 636
4 LEAD ORES, CONCENTRATES	1 234 667	1 914 999	48 586	38 287	30 034	23 010
5 ZINC ORES, CONCENTRATES	6 122 933	6 979 688	240 638	289 887	148 745	174 786
7 MANGANESE ORES, CONCENTRS	109 261	1 010 698	5 003	20 636	3 083	12 484
8 ORE ETC. MOLYBDN, NI, O, ETC	4 844 193	3 358 582	161 960	115 216	100 243	69 790
9 OTH. NON-FERR. ORE, CONCNTR	1 731 978	2 059 050	30 058	32 294	18 670	19 566
288 NON-FERROUS WASTE, SCRAP	9 888 603	9 001 342	1 932 724	1 584 504	1 203 679	959 043
1 ASH, RESIDUES METALS NES	3 051 066	2 984 054	380 657	308 733	236 041	186 974
2 OTH. NON-FERR. METAL WASTE	6 837 537	6 017 288	1 552 067	1 275 771	967 638	772 069
289 PREC. METAL ORES, CONCTR, TS	47 478	38 979	899 801	754 818	556 549	465 500
1 PREC. MTL. ORE, CONCENTRATS	26 312	18 386	159 962	132 758	98 183	80 267
2 PREC. METAL WASTE, SCRAP	21 166	20 593	739 839	622 060	458 366	375 233
291 CRUDE ANIMAL MATERLS, NES	4 292 786	4 102 200	929 750	861 711	576 154	520 408
1 BONE, HORN, IVOR, CORAL, ETC	818 480	686 693	47 189	43 702	29 282	26 320
9 OTH. ANIMAL MATERIALS NES	3 474 306	3 415 507	882 561	818 009	546 872	494 088
292 CRUDE VEG. MATERIALS, NES	7 942 177	6 800 960	3 818 923	3 272 277	2 352 719	1 982 502
2 NATURAL GUMS, RESINS, ETC.	112 710	87 384	47 117	37 969	29 163	23 013
3 VEG. MATERIAL, FOR PLAITING	274 806	230 769	26 137	23 636	16 163	14 279
4 PLANTS, PHARMC., PERFM, ETC	439 831	394 694	149 010	143 056	92 141	86 639
5 SEEDS, ETC., FOR SOWING	1 225 883	1 237 464	243 396	230 962	150 042	139 544
6 BULBS, CUTTINGS, LIVE PLANT	2 898 884	2 180 532	1 132 688	883 575	697 820	535 713
7 CUT FLOWERS AND FOLIAGE	2 486 964	2 213 726	1 945 785	1 711 779	1 197 721	1 037 270
9 MATERIAL VEG. ORIGIN, NES	502 999	456 331	274 730	241 300	169 669	146 044
321 COAL, NOT AGGLOMERATED	154 833 376	130 524 744	1 151 003	990 368	711 915	598 989
1 ANTHRACITE, NOT AGGLOMRD	2 191 823	1 690 981	27 082	24 992	16 725	15 114
2 OTH. COAL, NOT AGGLOMERATD	152 641 553	128 833 763	1 123 921	965 376	695 190	583 875
322 BRIQUETTES, LIGNITE, PEAT	33 856 015	35 543 264	189 888	185 906	116 925	112 243
1 BRIQUETTES, COAL	761 816	736 255	13 934	14 281	8 629	8 557
2 LIGNITE	30 236 045	33 532 817	145 917	158 879	89 819	95 958
3 PEAT	2 858 154	1 274 192	30 037	12 746	18 477	7 728
325 COKE, SEMI-COKE, RET. CARBN	25 803 039	20 765 090	415 836	318 242	257 427	191 038
333 PETROLEUM OILS, CRUDE	1 075 788 717	999 977 425	20 819 048	20 938 275	12 878 107	12 673 848
334 PETROLEUM PRODUCTS	370 627 552	397 426 636	9 418 149	11 194 044	5 822 192	6 770 418
1 MOTOR GASOLINE, LIGHT OIL	127 934 006	130 867 304	3 425 635	3 948 964	2 124 341	2 387 976
2 KEROSENE, MEDIUM OILS	33 100 397	30 235 524	944 419	975 405	583 973	590 901
3 GAS OILS	163 088 999	184 287 430	4 073 530	5 185 076	2 508 525	3 135 077
4 FUEL OILS, NES	42 749 487	47 706 043	676 579	768 123	421 209	465 291
5 LUBRICANTS	3 754 663	4 330 335	297 986	316 476	184 144	.91 173
335 RESIDUAL PETROL. PRODUCTS	36 420 784	32 746 011	872 213	770 908	539 000	466 279
1 PETROLEUM JELLY, WAX ETC	3 461 198	3 279 726	198 278	202 350	122 575	122 324
2 MINERAL TARS AND PRODUCT	12 784 443	10 636 851	338 127	305 414	208 525	184 904
3 MINERAL TAR PITCH, P. COKE	1 001 696	881 400	32 893	25 951	20 337	15 684
4 PETROLM. BITUMEN, COKE, ETC	19 173 447	17 948 034	302 915	237 193	187 563	143 367
342 LIQUEFIED PROPANE, BUTANE	9 329 258	9 474 915	254 431	292 765	155 588	177 170
1 PROPANE, LIQUEFIED	8 283 760	8 747 741	225 005	268 307	137 180	162 355
5 BUTANES, LIQUEFIED	1 045 498	727 174	29 426	24 458	18 408	14 815
343 NATURAL GAS	467 741 343	448 265 785	8 718 292	8 887 845	5 360 606	5 377 395
2 NATURAL GAS, GASEOUS	467 741 343	448 265 785	8 718 292	8 887 845	5 360 606	5 377 395
344 PETROLEUM GASES, NES	1 792 372	1 434 377	42 078	35 916	26 072	21 767
1 ETHYLENE, ETC., LIQUEFIED	454 253	996 772	11 948	24 247	7 480	14 819
2 GAS. HYDROCARBON, LIQ., NES	1 337 957	436 847	30 022	11 069	18 533	6 585
9 GAS. HYDROCARBON, GAS., NES	162	758	108	600	59	363
351 ELECTRIC CURRENT, MWH	17 828 361	16 011 475	1 281 740	1 260 726	793 995	762 356
411 ANIMAL OILS AND FATS	1 828 038	1 724 228	152 848	144 968	94 281	87 740
1 FAT, OIL, FISH, MAR. MAMMALS	898 010	720 245	51 597	43 798	31 666	26 607
2 LARD; OTH. PIG, POULTRY FAT	119 323	117 473	11 420	10 134	7 035	6 098
3 ANIMAL OIL, FAT, GREAS, NES	810 705	886 510	89 831	91 036	55 580	55 035
421 FIXED VEG. FAT, OILS, SOFT	3 298 257	3 566 861	431 836	376 366	267 557	227 486
1 SOYA BEAN OIL, FRACTIONS	1 314 248	1 216 686	129 920	92 918	80 585	56 149
2 COTTON SEED OIL, FRACTION	3 204	3 280	458	410	278	247
3 GROUNDNUT OIL, FRACTIONS	211 637	201 553	34 189	23 516	21 176	14 208
4 OLIVE OIL ETC.	141 944	129 286	74 698	65 175	46 485	39 891
5 SUNFLOWER SEED OIL, ETC.	1 217 407	1 467 331	150 708	146 837	93 348	88 822
6 MAIZE (CORN) OIL, FRACTIONS	18 873	11 584	2 476	1 386	1 505	842
7 RAPE, COLZA, MUSTARD OIL	382 507	531 085	36 403	42 777	22 354	25 908
8 SESAME OIL, FRACTIONS	8 437	6 056	2 984	2 347	1 828	1 419
422 FIXED VEG. FAT, OILS, OTHER	8 126 987	6 911 511	757 311	585 280	470 592	354 241

4 IMPORTS AND EXPORTS (SPECIAL TRADE) BY GROUPS AND SUBGROUPS OF THE SITC-REV. III
4.1 IMPORTS

GROUP / SUBGROUP	1994 DT = 100 KG	1993	1994 1 000 DM	1993	1994 1 000 \$	1993
1 LINSEED OIL, FRACTIONS	45 139	36 779	4 517	2 807	2 807	1 715
2 PALM OIL, FRACTIONS	4 029 160	3 606 359	317 802	278 609	197 271	168 751
3 COCONUT OIL, FRACTIONS	2 239 443	1 423 505	216 722	116 136	135 932	70 373
4 PALM KERNEL OIL, FRACNTS	1 546 599	1 559 968	152 113	123 634	93 702	74 675
5 CASTOR OIL, FRACTIONS	182 890	181 483	24 642	20 415	15 215	12 318
9 OTH.FIXD VEG.FAT,EX.SOFT	83 756	103 417	41 515	43 679	25 665	26 409
431 ANIMAL,VEG.FATS,OILS,NES	6 096 501	5 239 926	538 795	410 752	333 837	248 261
1 FAT,OIL,ANIMAL,VEG.PROCD	904 940	893 922	60 739	46 872	37 613	28 388
2 FAT,OIL,AN,VEG.PRTLY,PRCD	701 695	499 496	99 059	65 047	61 323	39 243
3 FATTY ACID,ETC.FROM WAX	4 453 179	3 810 723	362 293	284 826	224 620	172 178
4 WAXES,ANIMAL,VEG. ORIGIN	36 687	35 785	16 704	14 007	10 281	8 452
511 HYDROCARBONS,NES,DERIVTS	24 530 324	22 373 779	1 852 549	1 558 563	1 150 138	942 040
1 ACYCLIC HYDROCARBONS	10 284 030	7 980 547	544 640	393 163	337 772	237 213
2 CYCLIC HYDROCARBONS	9 586 267	10 062 285	759 508	666 574	472 001	403 992
3 HALOGEN.DERV.HYDROCARBON	3 523 041	3 571 385	422 551	399 665	262 051	240 723
4 SULPH.ETC.DERV.HYDROCARB	1 036 986	759 562	125 850	99 161	78 314	60 112
512 ALCOHOL,PHENOL,ETC.DERIV	15 142 504	12 180 927	1 439 368	1 021 692	895 501	618 098
1 ACYCLIC MONOHYDRIC ALCHL	11 067 161	8 925 415	745 993	502 148	464 808	303 543
2 OTH.ACYCLIC ALCOHOL,DERV	2 707 327	2 177 602	330 449	214 403	205 782	129 636
3 CYCLIC ALCOHOLS,DERIVATS	169 761	48 859	61 369	36 413	38 160	22 062
4 PHENOLS,PHENOL-ALCH.DERV	1 198 255	1 029 051	301 557	268 728	186 751	162 857
513 CARBOXYLIC ACIDS,DERIVTS	8 552 542	7 987 235	1 822 081	1 571 346	1 128 770	950 388
7 MONOCARBOXYLIC ACIDS,DRV	3 728 702	3 722 401	741 317	685 288	458 804	414 601
8 POLYCARBOXYLIC ACIDS,ETC	3 652 901	3 197 051	575 011	457 265	357 877	276 311
9 CARBOXYLIC ACIDS ETC.	1 170 939	1 067 783	505 753	428 793	312 089	259 476
514 NITROGEN-FUNCT.COMPOUNDS	7 892 526	5 668 912	3 357 313	2 865 578	2 075 224	1 734 220
5 AMINE-FUNCTION.COMPOUNDS	4 016 424	2 581 316	1 028 440	734 608	634 536	444 469
6 OXYGEN-FUNCT.AMINO-COMP.	1 044 523	867 613	752 390	638 628	464 880	385 631
7 CARBOXYAMIDE-FUNC.COMPDS	396 112	309 941	872 860	876 653	541 042	531 383
8 OTH.NITROGEN-FUNC.COMPDS	2 235 467	1 910 042	703 623	615 689	434 766	372 737
515 ORGANO-INORGANIC COMPNDNS	3 010 057	2 300 839	3 151 481	2 281 369	1 949 308	1 377 850
4 ORGANO-SULPHUR COMPOUNDS	543 374	493 166	244 179	232 960	150 872	140 690
5 OTHR.ORGANO-INORGAN.COMP	189 562	188 370	104 268	114 607	64 675	69 481
6 LACTAMS;HETEROCYCL.COMP.	1 432 857	831 349	653 376	506 344	404 161	305 885
7 OTH.HETEROCYCL.COMP.NUCL	806 981	753 580	2 060 124	1 350 346	1 274 258	815 175
8 SULPHONAMIDES	37 283	34 374	89 534	77 112	55 342	46 619
516 OTHER ORGANIC CHEMICALS	7 451 663	7 273 646	1 346 323	1 558 627	831 820	945 295
1 ETHER,ALCHL PEROXIDE,ETC	3 456 804	3 648 459	452 866	415 104	280 436	251 015
2 ALDEHYDE ETC FNCT CMPNDS	3 659 616	3 339 643	534 610	466 835	329 872	282 243
3 ESTRS,INORGANIC ACID,ETC	170 015	142 655	86 502	79 649	53 189	48 266
9 ORGANIC CHEMICALS, NES	165 228	142 889	272 345	597 039	168 323	363 771
522 INORGANIC CHEM.ELEMENTS	25 478 995	21 431 285	1 585 061	1 357 613	981 702	821 020
1 CARBON NES,CARBON BLACK	933 494	690 971	121 447	98 394	75 403	59 553
2 OTHER CHEMICAL ELEMENTS	5 082 196	4 295 506	465 063	398 255	287 669	240 644
3 INORGANIC ACID,OXIDE ETC	7 167 774	6 879 827	319 648	287 281	198 194	173 442
4 HALOG.SULPH.COMP.NON-MTL	246 910	199 386	27 216	25 207	16 777	15 284
5 ZINC,CHROM.IRON ETC.OXID	1 444 903	940 303	234 362	200 885	144 844	121 701
6 OTH.INORGAN.BASES,OXIDES	10 603 718	8 425 292	417 325	347 591	258 815	210 396
523 METAL.SALTS,INORGAN.ACID	13 834 472	10 021 799	700 058	616 610	432 810	372 858
1 FLUORIDES ETC.	154 872	167 472	21 390	23 218	13 292	14 066
2 CHLORIDE,BROMIDE,IODIDES	1 952 971	1 384 521	87 119	84 469	53 910	51 152
3 HYPOCHLORITES, ETC.	243 200	170 916	15 446	15 663	9 555	9 507
4 SULPHIDES,SULPHATES ETC.	1 792 178	1 360 373	92 169	71 421	56 956	43 138
5 NITRITES,NITRATES	369 070	255 874	21 596	14 762	13 382	8 912
6 PHOSPHITES,PHOSPHATE,ETC	1 308 842	1 438 442	109 014	114 510	67 449	69 290
7 CARBONATES,PERCARBONATES	5 141 337	2 320 493	190 576	123 172	117 727	74 546
8 OTH.METL.SALT,INORG.ACID	2 872 002	2 923 708	162 748	169 395	100 539	102 247
524 OTHER CHEMICAL COMPOUNDS	2 822 452	2 470 068	494 550	431 142	307 119	261 011
3 METALLIC ACID SALTS, ETC	357 911	260 980	244 004	197 887	151 546	119 926
9 INORGANIC CHEMICALS NES	2 464 541	2 209 088	250 546	233 255	155 573	141 085
525 RADIO-ACTIVE MATERIALS	60 964	59 582	1 190 112	1 056 230	733 536	638 543
1 RADIO-ACTIVE CHEMICALS	24 545	25 404	1 135 264	1 014 728	699 691	613 407
9 STBL.ISOTOPE;RARE EARTHS	36 419	34 178	54 848	41 502	33 845	25 136
531 SYNTH.COLOURS,LAKES,ETC.	575 336	504 460	889 794	826 662	549 787	499 901
1 SYNTH.ORGANIC DYESTUFFS	470 178	414 050	805 313	746 358	497 515	451 201
2 SYNTH.BRIGHTENERS,LAKES	105 158	90 410	84 481	80 304	52 272	48 700
532 DYEING,TANNING MATERIALS	129 578	105 283	51 469	51 235	31 774	30 993
2 DYES,TANNING EXTRACT ETC	81 957	68 434	43 088	44 545	26 590	26 943
3 SYNTHETIC TANNING SUBSTS	47 621	36 849	8 381	6 690	5 184	4 050
533 PIGMENTS, PAINTS, ETC.	6 458 045	5 536 922	1 926 756	1 735 601	1 192 190	1 050 361
1 OTHER COLOURING MATTER	1 531 445	1 521 652	522 842	511 483	323 277	309 967
2 PRINTING INK	172 498	133 511	158 398	146 282	97 863	88 498
4 PAINTS,VARNISHES ETC.	1 307 020	995 888	731 800	595 397	453 418	360 295
5 GLAZE,ENAMEL,DRIERS ETC.	3 447 082	2 885 871	513 716	482 439	317 632	291 601
541 MEDICINES,ETC.EXC.GRPS42	456 407	409 157	3 282 936	2 837 823	2 027 589	1 716 529
1 PROVITAMINS,VITAMINS,ETC	189 190	171 876	532 045	478 965	327 105	289 250
3 ANTIBIOTICS,EXCPT GRPS42	32 959	31 742	442 634	311 495	272 300	188 439
4 VEG.ALKALOIDS,EXC.GRPS42	9 491	10 886	115 113	120 538	70 845	72 757
5 HORMONES,ETC.EXCP.GRPS42	274	253	120 211	114 137	74 216	69 063
6 GLYCOSIDES;GLANDS ETC.	66 682	51 859	1 339 333	1 209 813	829 276	732 110
9 PHARM.GOODS,EXC.MEDCMNTS	157 811	142 541	733 600	602 875	453 847	364 910

4 IMPORTS AND EXPORTS (SPECIAL TRADE) BY GROUPS AND SUBGROUPS OF THE SITC-REV. III
4.1 IMPORTS

GROUP / SUBGROUP	1994 DT = 100 KG	1993	1994 1 000 DM	1993	1994 1 000 \$	1993
542 MEDICAMENTS	730 385	618 449	5 366 469	4 146 048	3 321 531	2 505 198
1 MEDICAMENTS,ANTIBIOTICS	53 138	49 774	551 634	474 041	341 487	285 887
2 MEDICAMENTS,HORMONES ETC	20 748	23 906	696 720	486 326	433 064	294 643
3 MEDICAMENTS,ALKALOID.ETC	4 586	4 551	76 953	64 687	47 199	39 270
9 MEDICAMENTS, NES	651 913	540 218	4 041 102	3 120 994	2 499 781	1 885 398
551 ESSNTL.OIL,PERFUME,FLAVR	399 890	324 747	631 012	529 638	388 984	320 333
3 ESSENTIAL OILS	104 574	88 554	139 006	116 863	85 589	70 650
4 FLAVOURS,INDUSTRIAL USE	295 316	236 193	492 006	412 775	303 395	249 683
553 PERFUMERY,COSMETICS,ETC.	1 427 557	1 073 296	2 258 291	1 897 519	1 398 575	1 146 652
1 PERFUMES, TOILET WATERS	110 827	90 854	611 988	544 546	379 929	328 548
2 COSMETICS,MAKE-UP ETC.	284 943	236 006	811 728	664 870	501 852	402 241
3 PREPARATIONS FOR HAIR	301 244	210 079	200 978	169 769	124 607	102 584
4 PREP.ORAL,DENTAL HYGIENE	144 425	114 881	130 937	103 037	81 103	62 240
5 TOILETRIES, ETC.	586 118	421 476	502 660	415 297	311 084	251 039
554 SOAP,CLEANERS,POLISH,ETC	5 640 253	4 261 757	1 232 785	952 228	766 104	575 634
1 SOAP	237 176	195 768	80 877	70 123	50 406	42 339
2 DETERGENTS,EXCEPT SOAP	5 045 047	3 685 340	1 072 684	799 612	666 655	483 340
3 POLISHES,CREAMS,ETC.	358 030	380 649	79 224	82 493	49 043	49 955
562 FERTILIZER,EXCEPT GRP272	66 655 408	64 412 010	1 276 938	1 194 781	782 258	724 578
1 NITROGENOUS CHEM.FERTLZR	45 025 657	41 846 425	742 476	682 570	454 777	413 578
2 PHOSPHATIC CHEM.FERTLZRS	2 320 911	2 902 244	42 363	49 287	26 379	29 694
3 POTASSIC CHEM.FERTILIZER	849 373	1 373 354	16 322	26 157	10 092	15 845
9 FERTILIZERS, NES	18 459 467	18 289 987	475 837	436 767	291 010	265 461
571 POLYMERS OF ETHYLENE	15 615 680	13 804 266	2 075 764	1 756 559	1 290 097	1 063 543
1 POLYETHYLENE	14 283 923	12 870 042	1 787 383	1 537 917	1 111 338	931 426
2 ETHYL-VINYL ACET.COPOLYM	627 658	543 401	115 672	105 701	71 654	63 982
9 OTH.POLYMERS OF ETHYLENE	704 099	390 823	172 709	112 941	107 105	68 135
572 POLYMERS OF STYRENE	5 521 737	5 298 342	1 084 682	985 733	671 878	596 409
1 POLYSTYRENE	3 655 698	3 610 624	618 262	579 379	382 944	350 766
9 OTHER STYRENE POLYMERS	1 866 039	1 687 718	466 420	406 354	288 934	245 643
573 POLYMERS,VINYL CHLORIDE	6 806 519	5 974 420	1 065 167	811 040	661 142	490 481
1 POLYVINYL CHLORIDE	6 548 482	5 704 510	860 466	627 606	534 504	379 531
9 OTH.VINYL CHLD.COPOLYMER	258 037	269 910	204 701	183 434	126 638	110 950
574 POLYACETAL,POLYCARBONATE	4 938 997	4 445 802	1 727 476	1 635 593	1 070 033	989 334
1 POLYACETAL,OTH.POLYETHRS	2 196 144	1 780 431	608 663	493 125	377 166	298 130
2 EPOXIDE RESINS	466 583	393 645	220 154	196 302	136 003	118 575
3 POLYCARBONATES, ETC.	2 276 270	2 271 726	898 659	946 166	556 864	572 629
575 OTH.PLASTIC,PRIMARY FORM	20 733 966	16 911 685	4 563 826	3 705 857	2 829 257	2 241 082
1 PROPYLENE POLYMERS ETC.	9 742 870	7 423 726	1 342 460	949 091	834 759	574 562
2 ACRYLIC POLYMERS	1 627 771	1 526 563	492 173	502 073	304 044	303 160
3 POLYAMIDES	2 544 654	1 793 217	880 959	703 477	545 618	425 271
4 AMINO,PHENOLIC RESIN ETC	4 470 046	4 071 754	692 141	555 298	428 912	335 910
5 CELLULOSE ETC. NES	536 040	392 570	320 747	244 542	198 972	148 135
9 PLASTICS, NES	1 812 585	1 703 855	835 346	751 376	516 952	454 044
579 PLASTIC WASTE, SCRAP ETC	422 642	429 070	30 910	29 639	19 064	17 890
1 WASTE,ETHYLENE POLYMERS	102 119	95 574	5 686	5 364	3 517	3 232
2 WASTE,STYRENE POLYMERS	19 336	23 981	1 242	1 354	773	821
3 WASTE,VINYL CHLORIDE POL	139 435	138 116	7 381	6 588	4 566	3 951
9 OTHR.PLASTIC WASTE,SCRAP	161 752	171 399	16 601	16 353	10 208	9 876
581 PLASTIC TUBE,PIPE,HOSE	911 906	813 391	882 067	758 446	545 655	458 686
1 ARTIFIC. SAUSAGE CASINGS	60 726	25 287	113 291	68 702	69 883	41 369
2 TUBES,PIPES,HOSES, RIGID	389 631	366 288	211 326	185 674	131 114	112 322
3 FLEXIBLE TUBE,PIPE,HOSES	41 566	29 745	40 034	30 084	24 787	18 193
4 TUBE,NOT REINF.NO FITTINGS	193 105	170 782	201 058	181 994	124 279	110 215
5 TUBE,NOT REINF.,FITTINGS	31 031	33 324	20 105	19 536	12 342	11 838
6 OTH.TUBES,PIPES,HOSES	77 627	82 703	80 372	75 683	49 841	45 715
7 FITTINGS FOR TUBE,PLASTIC	118 220	105 262	215 881	196 773	133 409	119 034
582 PLASTIC PLATE,SHEETS,ETC	6 550 872	5 805 804	3 809 272	3 290 534	2 235 610	1 991 211
1 PLSTC SHEET ETC.SELF-ADH	690 885	574 654	587 699	490 585	363 530	296 811
2 OTH.PLATE,SHEET,ETC.	4 393 173	3 910 927	2 081 323	1 941 469	1 288 839	1 174 764
9 OTH.PLATES,ETC.PLASTIC	1 466 814	1 320 223	940 250	858 480	583 241	519 636
583 MONOFILAMENT OF PLASTICS	285 608	229 201	168 533	140 286	104 347	84 857
1 MONOFILAMENT,OF ETHYLENE	18 698	10 964	13 183	8 177	8 206	4 940
2 MONOFILAMENT,VINYL CHLRD	162 044	141 090	78 723	75 938	48 631	45 922
9 MONOFILAMENT,OTH.PLASTIC	104 866	77 147	76 627	56 171	47 510	33 995
591 INSECTICIDES, ETC.	522 571	505 169	656 061	620 899	399 647	376 386
1 INSECTICIDES,RETAIL SALE	54 995	33 919	68 720	58 805	42 128	35 483
2 FUNGICIDES, RETAIL SALE	97 845	86 304	111 485	111 809	67 701	68 074
3 HERBICIDES, RETAIL SALE	265 011	267 606	401 017	371 165	243 746	224 957
4 DISINFECTANT,ETC.RETAIL	104 720	117 340	74 839	79 120	46 072	47 872
592 STARCHES,INULIN,ETC.	4 600 027	4 209 594	1 138 980	992 991	704 672	599 442
1 STARCHES,INULIN,GLUTEN	1 562 436	1 690 040	131 393	137 624	81 100	83 161
2 ALBUMINOIDAL SUBSTS. ETC	3 037 591	2 519 554	1 007 587	855 367	623 572	516 281
593 EXPLOSIVES,PYROTECHNICS	198 082	190 390	126 979	189 803	79 472	114 939

4 IMPORTS AND EXPORTS (SPECIAL TRADE) BY GROUPS AND SUBGROUPS OF THE SITC-REV. III
4.1 IMPORTS

GROUP / SUBGROUP	1994 DT = 100 KG	1993	1994 1 000 DM	1993	1994 1 000 \$	1993
1 PROPELLNT,PRPD.EXPLOSIVE	45 426	39 397	25 964	30 718	16 026	18 576
2 DETONATORS,FUSES ETC.	3 521	8 622	43 810	104 467	27 048	63 717
3 FIREWORKS,FLARES,ETC.	149 135	142 371	57 205	54 618	36 398	32 646
597 PREPRD ADDITIVES,LIQUIDS	2 223 801	2 155 205	596 586	563 890	368 903	340 956
2 ADDITIVE FOR MINERAL OIL	1 395 107	1 347 920	382 062	376 460	236 130	227 668
3 HYDRIC.LIQD.,ANTI-FREEZE	488 713	537 093	65 016	64 927	40 255	39 179
7 LUBRICATING PREPARATIONS	339 981	270 192	149 508	122 503	92 518	74 109
598 MISC.CHEMICAL PRDTS.NES	16 966 730	13 711 373	3 416 925	2 899 329	2 114 829	1 754 174
1 WOOD-,RESIN-BASE CHEM.PR	3 055 818	2 267 536	212 514	185 960	131 769	112 293
3 ARTIFICIAL,PREPARED WAXS	281 157	254 717	88 217	82 427	54 526	49 882
4 MIXED ALKYLBNZS.ETC.NES	770 189	253 542	83 859	29 710	51 899	17 896
5 CHEM.ELMNTS FOR ELECTRNC	2 231	5 055	171 838	127 246	106 288	76 862
6 ORGANIC CHEM.PRODCTS,NES	2 813 386	2 128 923	791 659	738 391	490 350	446 604
8 CATALYSTS,ETC.NES	211 189	170 711	389 712	367 123	239 616	222 613
9 CHEM.PRODUCTS ETC.NES	9 832 760	8 630 889	1 679 126	1 368 472	1 040 381	828 024
611 LEATHER	437 929	432 704	1 249 450	1 131 367	771 800	684 792
2 COMPOSITION LEATHER	4 524	6 552	3 163	4 371	1 327	2 619
3 WHOLE BOVINE SKIN LEATHR	29 899	17 314	57 787	60 284	35 569	36 497
4 OTH. BOVINE,EQUINE LEATHR	357 054	360 406	941 352	840 534	581 714	508 860
5 SHEEP,LAMB SKIN LEATHR	9 697	10 859	71 098	73 633	43 776	44 556
6 GOAT OR KID SKIN LEATHR	12 806	11 113	89 162	74 505	55 095	45 071
7 LEATHER OF OTHER ANIMALS	19 748	21 433	60 356	52 641	37 324	31 846
8 LEATHER,SPECIAL FINISH	4 201	5 027	26 532	25 399	16 395	15 343
612 MANUFACT. LEATHER ETC.NES	45 599	43 187	115 237	89 643	71 628	54 167
1 LEATHER BELTING ETC.	641	288	3 928	2 092	2 450	1 272
2 SADDLERY AND HARNESS	19 727	18 578	54 296	52 282	33 600	31 554
9 OTH. LEATHER ARTICLES NES	25 231	24 321	57 013	35 269	35 578	21 341
613 FURSKINS, TANNED, DRESSED	25 089	16 895	118 041	118 279	72 677	71 481
1 WHOLE FURS,NOT ASSEMBLED	19 780	12 244	86 648	82 145	53 409	49 653
2 HEADS, TAILS, PAWS ETC.	3 434	2 031	2 648	1 493	1 649	892
3 WHOLE FURS ETC. ASSEMBLED	1 875	2 620	28 745	34 641	17 619	20 936
621 MATERIALS OF RUBBER	1 640 666	1 514 226	969 658	915 524	599 646	553 756
1 COMPOUNDED RUBBER,UNVULC	752 427	698 512	280 432	268 092	172 896	162 058
2 OTH. FORMS UNVULCD. RUBBER	90 649	116 136	36 861	46 476	22 815	28 183
3 VULCANIZED RUBBER	465 325	400 576	323 950	289 774	200 344	175 076
4 VULC. RUBBER TUBES,PIPES	332 265	299 002	328 415	311 182	203 591	188 439
625 RUBBER TYRES, TUBES, ETC.	5 515 156	4 940 610	3 518 384	3 246 270	2 182 054	1 966 983
1 TYRES, PNEUMATIC, NEW, CAR	2 582 697	2 317 796	2 074 615	1 925 045	1 286 045	1 167 422
2 TYRES, PNEUMATIC, NEW, BUS	1 378 908	1 158 799	794 019	708 152	494 288	428 450
3 TYRES, PNEUM. NEW, AIRCRAFT	3 298	3 147	4 418	4 461	2 746	2 712
4 TYRES, PNEUM. NEW, CYCLES	131 341	124 493	101 290	99 440	61 987	60 247
5 OTHER PNEUMATIC TYRES	617 569	539 491	344 458	311 832	213 412	188 824
9 OTHER TYRES, TUBES ETC.	801 343	796 884	199 584	197 340	123 576	119 328
629 ARTICLES OF RUBBER, NES	941 542	799 206	1 339 259	1 148 843	829 254	695 164
1 HYGIENIC, PHARM. RUBBR. ART	18 598	18 878	45 261	46 875	28 011	28 325
2 VULC. RUBBER BELTING	162 844	152 316	201 892	194 354	124 914	117 518
9 HARD RUBBER ETC., NES	760 100	628 012	1 092 106	907 614	676 329	549 321
633 CORK MANUFACTURES	228 081	228 214	185 325	214 960	114 395	130 533
1 ARTICLES OF NATURAL CORK	35 143	50 934	71 975	105 256	44 340	64 103
2 AGGLMRTD. CORK, CORK ARTCL	192 938	177 280	113 350	109 704	70 055	66 430
634 VENEERS, PLYWOOD, ETC.	22 052 164	20 518 234	2 309 971	2 017 069	1 425 382	1 220 995
1 VENEER, PLYWOOD SHEETS	1 152 319	1 053 802	486 033	419 654	300 444	253 783
2 DENSIFIED, RECONSTIT. WOOD	11 841 598	11 653 470	691 865	624 086	427 816	377 729
3 PLYWOOD, SOLELY OF WOOD	4 818 850	4 165 293	716 879	614 023	439 709	372 015
4 OTH. PLYWOOD, VENRD. PANELS	929 404	924 874	188 490	190 025	116 381	115 043
5 FIBREBOARD	3 057 046	2 414 579	217 055	158 001	135 087	95 592
9 WOOD, SIMPLY SHAPED, NES	252 947	306 216	9 709	11 280	5 945	6 833
635 WOOD MANUFACTURES, NES	15 766 450	12 588 564	3 063 714	2 427 870	1 899 911	1 467 537
1 PACKINGS, PALLETS ETC.	6 889 889	5 503 489	271 519	227 352	168 648	137 382
2 CASKS, BARRELS, ETC. STAVES	9 566	6 262	3 009	2 803	1 863	1 707
3 BUILDRS. JOINERY, WOOD ETC	4 990 539	4 010 603	1 887 222	1 446 833	1 172 731	874 447
4 WOOD, DOMEST. USE EX. FURNIT	388 412	350 903	293 767	257 923	181 608	155 644
9 MANUFACT. ARTICL. WOOD, NES	3 488 044	2 717 307	608 197	492 959	375 061	298 357
641 PAPER AND PAPERBOARD	76 276 667	68 222 013	9 245 677	8 298 756	5 734 678	5 019 240
1 NEWSPRINT, ROLLS, SHEETS	13 208 213	11 960 363	1 019 138	922 899	631 166	558 092
2 PAPER, PAPERBRD. UNCOATED	16 016 281	14 177 715	1 951 213	1 723 638	1 210 772	1 043 471
3 PAPER, PAPERBRD. COATED, ETC	15 239 375	12 703 553	2 336 715	2 022 202	1 451 258	1 221 082
4 KRAFT PAPER, BRD. UNCOATED	11 960 473	10 524 168	1 072 230	963 579	665 629	582 968
5 PAPER, PAPERBRD. UNCTD, BULK	9 584 300	9 206 048	797 351	679 007	495 084	411 199
6 PAPER, PAPERBRD. CORRGT, ETC	1 675 477	1 860 048	339 467	345 986	210 357	209 558
7 PAPER, PAPERBRD. COATED NES	7 617 683	7 052 308	1 528 371	1 468 287	946 239	887 935
9 CONVRTD. PAPER, PPRBRD, NES	994 865	937 810	201 192	173 158	124 173	104 935
642 PAPER, PAPERBOARD, CUT ETC	9 912 777	8 636 155	2 694 827	2 389 300	1 669 993	1 444 788
1 CONTAINERS, ETC. OF PAPER	2 495 894	2 202 751	704 418	609 471	437 323	368 759
2 STATIONERY, ETC.	97 615	61 927	53 421	34 006	33 506	20 551
3 REGISTERS, ACCT. BOOKS, ETC	443 487	393 434	229 125	213 924	141 839	129 308
4 PAPER, PAPERBOARD, CUT, NES	4 045 740	3 531 651	746 320	668 253	462 176	404 119
9 ARTCL'S, PULP, PAPP, BRD NES	2 830 041	2 446 392	960 943	863 646	595 149	522 051
651 TEXTILE YARN	4 400 130	3 967 764	3 289 765	3 005 283	2 090 797	1 819 942
1 YARN, OF WOOL, ANIMAL HAIR	180 808	156 199	372 192	331 047	229 428	200 744

4 IMPORTS AND EXPORTS (SPECIAL TRADE) BY GROUPS AND SUBGROUPS OF THE SITC-REV. III
4.1 IMPORTS

GROUP / SUBGROUP	1994 DT = 100 KG	1993	1994 1 000 DM	1993	1994 1 000 \$	1993
2 COTTON SEWING THREAD	3 044	2 624	9 012	6 834	5 555	4 135
3 COTTON YARN, EXCL. THREAD	1 037 856	979 591	691 212	631 158	425 566	382 379
4 THREAD OF MAN-MADE FIBRE	25 033	19 374	63 328	46 634	39 207	28 214
5 SYNTH. FILAMENT YARN, BULK	408 173	394 957	336 062	329 819	207 593	199 951
6 OTH. SYNTH. FILAMENT YARN	601 669	524 291	517 443	489 682	319 368	296 417
7 ARTIF. FILAMENT YARN, NES	224 956	201 159	255 821	233 940	158 169	141 472
8 YARN, STAPLE FIBRES, ETC.	638 452	584 587	594 104	558 816	366 970	338 235
9 YARN, TEXTILE FIBRES, NES	1 280 139	1 104 982	450 591	377 353	278 941	228 335
652 COTTON FABRICS, WOVEN	1 110 601	1 012 621	1 677 737	1 488 929	1 036 992	900 116
1 COTTON GAUZE, ETC. WOVEN	43 893	26 424	74 620	48 099	46 042	29 114
2 COTTON FABRIC, WVN, UNBLCH	538 811	514 974	412 555	366 024	253 946	221 432
3 OTH85%+COTTN. FABRIC<200G	240 411	226 341	602 055	588 083	372 805	355 397
4 OTH85%+COTTN. FABRIC200G+	213 999	181 619	364 431	289 452	225 436	174 962
5 OTH<85% COTTN. FABRIC<200G	29 459	28 860	83 759	76 820	51 771	46 425
6 OTH<85% COTTN. FABRIC200G+	33 805	28 974	105 139	97 900	65 090	59 245
9 OTH. WOVEN FABRICS, COTTON	10 223	5 429	35 178	22 551	21 902	13 541
653 FABRICS, MAN-MADE FIBRES	1 185 371	1 180 797	2 500 491	2 365 847	1 546 265	1 432 048
1 FABRIC, SYNTH. FILMNT. YARN	300 818	302 810	662 228	645 416	410 092	390 880
2 FABRIC, 85%+SYN. STPL. FIBR	64 218	65 508	165 098	172 897	101 846	104 714
3 FABRC<85%SYN. STP. FBR+CTN	126 907	158 457	148 840	174 842	91 225	105 915
4 FABRC<85%SYN. STP. FBR+OTHR	117 838	124 267	303 837	303 410	187 943	183 610
5 FABRIC, ARTIF. FILMNT YARN	148 979	143 387	433 826	370 179	269 525	224 415
6 FABRIC, 85%+ART. STPL. FIBR	218 415	184 739	304 162	250 260	187 546	151 147
8 FABRIC, <85%ART. STPL. FIBR	167 110	163 139	389 865	359 579	240 996	217 197
9 PILE, CHNLLC. FABRC, M-MADE	41 086	38 490	92 635	89 264	57 092	54 170
654 OTH. TEXTILE FABRIC, WOVEN	718 141	597 985	1 900 651	1 762 980	1 173 153	1 067 224
1 FABRIC, OF SILK, SILK WSTE	16 168	15 618	221 935	239 310	137 133	144 632
2 FABRIC85%+WOOL, FINE HAIR	137 672	135 565	745 544	722 830	459 286	438 299
3 FABRIC, WOOL, FNE. HAIR, NES	109 723	111 425	362 863	365 567	223 279	222 124
4 FABRICS, WOVEN, OF FLAX	68 927	40 588	257 548	171 613	159 757	102 827
5 FABRIC, WVN, JUTE, OTH. TXTL	56 904	37 424	15 992	8 751	9 958	5 299
6 FABRIC, WOVEN GLASS FIBRE	323 779	251 366	283 132	241 443	175 287	145 901
9 FABRICS, WOVEN, NES	4 968	5 999	13 637	13 466	8 453	8 142
655 KNIT. CROCHET. FABRIC NES	324 809	286 203	751 382	690 756	465 483	417 574
1 PILE FABRIC, KNIT, CROCHET	123 383	109 344	216 843	195 659	134 412	118 246
2 OTH. KNIT. CROCHET. FABRICS	201 426	176 859	534 539	495 097	331 071	299 328
656 TULLE, LACE, EMBROIDRY. ETC	103 428	90 429	390 811	394 660	240 989	238 792
1 NARROW FABRIC, WOVEN, OTHR	53 524	43 519	115 125	105 043	71 135	63 358
2 LABELS, BADGE ETC. NOT EMB	2 696	2 117	15 067	16 458	9 308	9 933
3 GIMPED YARN, ETC.	30 756	29 020	82 130	83 783	50 559	50 741
4 TULLES, NET FABRIC, LACE	3 132	2 901	22 665	25 493	13 977	15 469
5 EMBROIDERY	13 320	12 872	155 824	163 883	96 010	99 291
657 SPECIAL YARN, TXTL. FABRIC	1 837 409	1 590 920	1 914 323	1 696 884	1 182 884	1 026 451
1 FELT	179 767	145 158	90 144	76 067	55 885	46 010
2 NONWOVEN FABRICS NES	647 981	547 926	560 787	439 659	347 609	265 657
3 COATED, IMPRGD TXTLS, NES	365 955	323 508	550 183	505 617	339 576	306 212
4 QUILTED TEXTILE PRODUCTS	685	522	1 822	1 511	1 126	912
5 TWINE, CORDAGE, ETC. PRDCTS	294 832	260 933	92 819	88 493	57 022	53 708
6 HAT-SHAPES, FORMS, BODIES	744	721	5 912	6 085	3 631	3 677
7 WADDING, ETC. MACHINE USE	172 096	163 352	414 649	405 045	256 095	244 842
8 RUBBR, TXTL. YARN, CORD ETC	4 457	4 330	5 468	3 911	3 375	2 362
9 SPECIAL TEXTILE PRODUCTS	170 892	144 410	192 539	170 496	118 565	103 071
658 TEXTILE ARTICLES NES	1 724 972	1 543 454	2 379 588	2 224 949	1 469 422	1 346 601
1 SACKS, BAGS, TXTL. MATERIAL	281 542	241 472	118 811	95 837	73 690	57 960
2 TARPULINS, SAILS, AWNINGS	164 998	139 332	170 633	155 733	103 083	94 963
3 BLANKETS, TRAVELLING RUGS	58 618	57 900	70 915	69 372	44 124	41 796
4 HOUSEHOLD LINENS	866 837	843 601	1 342 542	1 292 022	829 912	781 530
5 CURTAINS, OTH. FURNISHINGS	147 833	107 275	312 768	309 154	193 430	187 555
9 MADE-UP ARTICLS, TXTL. NES	205 144	153 874	363 919	302 831	225 183	182 797
659 FLOOR COVERINGS, ETC.	3 176 978	2 826 634	2 964 462	2 936 663	1 824 912	1 776 093
1 LINOLEUM ETC.	96 425	75 271	37 782	30 580	23 426	18 384
2 CARPETS ETC. KNOTTED	511 125	496 958	1 441 542	1 519 539	886 276	919 315
3 HAND-WOVEN RUGS	17 341	15 573	29 455	26 159	18 225	15 836
4 CARPETS ETC. TUFTED	1 970 038	1 665 817	1 076 635	969 759	663 477	585 588
5 CARPETS, ETC. WOVEN	285 583	294 585	221 597	246 446	136 513	148 994
6 CARPETS, ETC. NES	296 466	278 430	157 451	145 180	96 995	87 976
661 LIME, CEMENT, CONSTR. MATRL	115 015 582	98 518 025	1 968 193	1 788 889	1 223 231	1 080 566
1 QUICKLIME ETC. EXCL. 522.6	8 353 673	8 186 122	85 712	78 178	52 938	47 191
2 PORTLAND CEMENT, ETC.	90 036 030	75 110 504	763 608	656 680	476 141	396 378
3 BUILDING STONE, WORKD. ETC	14 572 689	13 438 520	923 119	883 850	572 398	534 184
8 ASBESTOS-CEMNT. MATRL. ETC	2 053 190	1 782 879	195 754	170 181	121 754	102 813
662 CLAY, REFRACT. CONSTR. MATRL	38 963 267	30 153 856	2 376 385	1 958 923	1 475 696	1 183 924
3 REFRACTORY BRICKS ETC.	2 593 609	2 403 887	308 476	269 267	190 309	162 583
4 NON-REFRACTORY BRICK, ETC	36 369 658	27 749 969	2 067 909	1 689 656	1 285 387	1 021 341
663 MINERAL MANUFACTURES, NES	30 554 069	22 165 235	2 106 903	1 759 006	1 306 326	1 063 441
1 MILL, GRINDSTONES, ETC.	130 409	117 708	263 327	247 889	163 133	150 021
2 ABRASIVE CLOTHS, ETC.	161 941	145 608	227 826	205 338	140 788	124 189
3 NON-CERAMIC MINERAL MANF	24 394 750	16 912 727	829 778	572 700	515 198	346 158
5 MINERL. INSULAT. PRD. NES	5 038 637	4 252 954	389 550	361 332	242 600	218 375
7 REFRACTORY CERAMIC GOODS	200 391	141 966	87 883	83 237	54 464	50 360
8 ASBESTOS MANF, FRICT. MTRL	85 180	80 501	120 971	106 285	74 760	64 487
9 ARTCLS. CERAMIC MATRL, NES	542 701	513 771	187 568	182 225	115 383	109 851
664 GLASS	10 221 679	8 241 210	1 786 564	1 544 186	1 106 902	934 005

4 IMPORTS AND EXPORTS (SPECIAL TRADE) BY GROUPS AND SUBGROUPS OF THE SITC-REV. III
4.1 IMPORTS

GROUP / SUBGROUP	1994 DT = 100 KG	1993	1994 1 000 DM	1993	1994 1 000 \$	1993
1 GLASS,BULK,UNWRKD,WASTE	866 600	707 789	89 073	87 330	54 743	52 978
3 DRAWN,BLOWN GLASS,SHEETS	230 702	367 226	19 284	23 608	11 930	14 304
4 FLOAT,GROUND,PLSHD,GLASS	5 312 012	4 060 807	381 420	304 751	236 643	184 212
5 CAST,ROLLED GLASS,SHEETS	482 869	332 848	62 694	43 465	39 048	26 269
7 SAFETY GLASS	1 386 663	1 097 491	559 093	485 380	345 853	293 678
8 GLASS MIRRORS	345 388	295 016	138 070	121 399	85 364	73 355
9 GLASS, NES	1 537 445	1 380 033	536 930	478 253	333 321	289 209
665 GLASSWARE	6 336 371	5 843 332	1 281 678	1 187 766	791 881	718 120
1 CONTAINERS, OF GLASS	4 533 250	4 257 169	406 159	398 719	250 687	241 062
2 GLASSWARE,HOUSEHOLD ETC.	1 439 321	1 294 845	632 403	587 712	390 906	355 305
9 GLASS ARTICLES, NES	363 800	291 318	243 116	201 335	150 288	121 753
666 POTTERY	1 677 829	1 453 430	729 848	705 527	450 015	426 769
1 CERAMIC HOUSEHOLD ARTCLS	850 653	868 312	394 206	414 227	243 402	250 607
2 ORNAMENTAL CERAMIC ARTCL	827 176	585 118	335 642	291 300	206 613	176 162
667 PEARLS,PRECIOUS STONES	15 155	17 889	775 351	755 462	479 197	457 091
1 PEARLS	101	107	94 879	101 162	58 726	61 050
2 DIAMONDS,EXCL. INDUSTRIAL	-	-	472 474	452 668	292 351	273 770
3 PRECIOUS,SEMIPREC.STONES	14 577	17 591	176 559	175 839	108 693	106 698
4 SYNTH.ETC.PREC.STONES	477	191	31 439	25 793	19 427	15 573
671 PIG IRON,SPIEGELEISN,ETC	14 802 716	10 727 923	1 537 108	1 018 317	955 032	615 599
2 PIG IRON,ETC.PRIMRY.FORM	3 872 604	2 335 891	110 416	67 945	69 092	40 921
3 PELLETS,ETC.PIG IRON,ETC	751 090	576 841	98 991	73 224	61 066	44 358
4 FERRO-MANGANESE	1 635 960	1 123 321	138 793	93 346	86 357	56 316
5 OTHER FERRO-ALLOYS	8 543 062	6 692 070	1 189 508	783 802	738 517	474 004
672 INGOTS ETC.IRON OR STEEL	13 775 253	8 051 974	1 235 921	799 638	767 295	484 279
4 INGOTS OF IRON OR STEEL	425 811	308 989	43 273	23 729	27 084	14 346
6 SEMI-FINISH.IRON,STEEL	7 219 542	3 445 065	304 699	154 431	190 552	93 369
7 SEMI-FIN.IRON,ETC..25%+C	1 597 799	1 060 581	85 273	61 671	53 232	37 300
8 SEMI-FIN.ALLOY STL.25%+C	4 532 101	3 237 339	802 676	559 807	496 427	339 264
673 FLAT-ROLLED IRON ETC.	52 932 077	44 291 367	3 407 396	2 741 175	2 114 273	1 660 688
1 FLAT,HOT-ROLLD.PROD.IRON	5 966 681	7 010 046	355 887	400 774	221 349	242 427
2 FLAT,HOT-ROLLD.PROD.IRON	31 082 374	23 781 510	1 803 486	1 272 474	1 120 164	771 026
3 FLAT,COLD-ROLLD.PROD.IRN	2 127 661	1 817 755	175 608	149 373	108 897	90 506
4 FLAT,COLD-ROLLD.PROD.IRN	13 406 466	11 315 211	1 032 987	876 422	639 513	531 261
5 FLAT-ROLLD.PROD.IRON NES	348 895	366 845	39 428	42 132	24 350	25 468
674 FLAT-ROLLED PLATED IRON	20 455 163	16 259 384	2 178 794	1 764 059	1 349 529	1 067 314
1 FLAT-ROLLD.IRON,ZINC PLT	16 034 450	11 926 955	1 526 817	1 106 188	944 968	669 501
2 FLAT-ROLLD.IRON,TIN PLTD	2 202 463	2 087 889	332 774	320 800	207 274	193 769
3 FLAT-ROLLD.IRON,PNTD,ETC	1 407 633	1 329 010	210 984	188 683	130 453	114 162
4 FLAT-ROLLD.IRN<60+MM,PLT	558 614	757 260	72 586	117 155	44 747	70 986
5 FLAT-ROLLD.IRN<600MM,PLT	252 003	158 270	35 633	31 233	22 087	18 896
675 FLAT-ROLLED, ALLOY STEEL	5 797 223	4 683 730	1 687 528	1 345 728	1 049 046	815 499
1 FLAT-ROLLD.SILC-ELEC.STL	793 280	648 236	142 182	115 365	87 502	70 012
2 FLAT-ROLLED.HI-SPEED STL	5 363	6 459	7 268	6 995	4 503	4 249
3 FLAT,HOT-ROLLED S.STEEL	1 123 376	870 311	359 452	283 143	223 671	171 463
4 FLAT,HOT-ROLLED.ALLOY STL	1 103 697	991 454	152 288	128 888	94 328	78 094
5 FLAT,COLD-ROLLED S.STEEL	2 620 110	1 957 775	891 777	677 075	555 452	410 384
6 FLT,COLD-ROLLD.ALLOY STL	49 790	72 762	66 487	54 001	41 053	32 778
7 FLAT-ROLLD,ALLOY STL.NES	101 607	136 733	68 074	80 261	42 537	48 519
676 IRON,STL.BAR,SHAPES ETC.	59 936 954	52 622 519	4 273 872	3 620 308	2 651 229	2 191 183
1 BAR,ROD IRON,HOT-FD,COIL	16 518 819	13 453 934	1 002 619	786 795	622 579	476 797
2 BAR,ROD IRON,STL.HOT-FD	22 893 081	20 213 506	1 395 024	1 192 858	865 769	721 859
3 BAR,ROD IRON,STL.COLD-FD	2 869 789	2 141 129	441 442	341 826	274 330	207 082
4 OTH.BAR,ROD IRON,STEEL	1 056 884	934 224	199 492	154 816	123 417	93 634
8 ANGLES,SHAPED,IRON,STEEL	16 598 381	15 879 726	1 235 295	1 144 013	764 134	691 811
677 RAILWAY TRACK IRON,STEEL	1 477 537	1 053 120	142 772	109 471	89 514	66 290
678 WIRE OF IRON OR STEEL	5 023 070	3 938 154	694 439	549 887	430 437	332 853
1 WIRE,IRON,NON-ALLOY STL	4 356 463	3 438 599	430 578	345 431	266 866	208 921
2 WIRE,S.STL,OTH.ALLOY STL	666 607	499 555	263 861	204 456	163 571	123 932
679 TUBES,PIPES,ETC.IRON,STL	17 051 445	14 659 090	2 660 937	2 271 537	1 649 689	1 375 163
1 TUBE,ETC.SEAMLESS,IRN.ST	3 264 554	2 805 437	563 482	508 162	349 083	307 873
3 OTH.TUBE,D406.4MM+,IR,ST	1 045 500	655 863	87 043	58 137	53 768	35 262
4 OTH.TUBE,PIPE,IRON,STEEL	11 478 979	10 113 012	1 403 522	1 188 906	871 134	719 855
5 TUBE,PIPE FTNGS,IRN.STL	1 262 412	1 084 778	606 890	516 332	375 704	312 173
681 SILVER,PLATINUM,ETC.	10 689	9 444	949 505	720 924	589 904	435 827
1 SILVER	10 248	9 116	285 386	194 726	179 138	117 908
2 PLATINUM	441	328	664 119	526 198	410 766	317 919
682 COPPER	11 254 779	9 074 694	4 650 271	3 480 109	2 888 744	2 105 924
1 COPPER;ANODES;ALLOYS	6 522 165	5 986 612	2 286 500	1 907 810	1 421 043	1 154 539
3 COPPER BARS,RODS,PROFOLS	861 057	610 392	316 082	232 770	195 793	140 970
4 COPPER WIRE	2 272 940	1 290 743	892 742	478 088	555 820	288 743
5 COPPER PLATE,ETC.15MM+TH	679 226	482 910	369 424	263 215	230 222	159 479
6 COPPER FOIL,POWDR,FLAKES	131 405	124 965	153 562	140 699	95 094	85 165
7 COPPER TUBE,PIPE,FITNGS	787 986	579 072	631 961	457 527	390 772	277 028
683 NICKEL	666 888	587 827	730 159	590 715	452 554	357 909
1 NICKEL,NCKL.ALLOY,UNWRGT	580 264	523 983	566 686	461 753	351 023	279 895
2 NICKEL,NICKEL ALLOY,WRKD	86 624	63 844	163 473	128 962	101 531	78 014
684 ALUMINIUM	18 901 636	13 893 150	6 142 458	4 436 061	3 814 795	2 683 612

4 IMPORTS AND EXPORTS (SPECIAL TRADE) BY GROUPS AND SUBGROUPS OF THE SITC-REV. III
4.1 IMPORTS

GROUP / SUBGROUP	1994 DT = 100 KG	1993	1994 1 000 DM	1993	1994 1 000 \$	1993
1 ALUM.,ALUM.ALLOY,UNWRGHT	12 030 722	8 648 438	2 929 763	1 930 101	1 820 097	1 167 329
2 ALUMINIUM,ALUM.ALLOY,WRK	6 870 914	5 244 712	3 212 695	2 505 960	1 994 698	1 516 283
685 LEAD	1 415 269	1 210 440	150 534	99 519	93 102	60 298
1 LEAD,LEAD ALLOY,UNWRGHT.	1 320 332	1 160 963	137 286	91 974	84 918	55 733
2 LEAD,LEAD ALLOYS, WORKED	94 937	49 477	13 248	7 545	8 184	4 565
686 ZINC	3 702 557	3 365 384	691 052	621 146	428 456	376 090
1 ZINC,ZINC ALLOY,UNWRGHT.	3 031 366	2 744 358	499 571	447 827	309 589	271 064
3 ZINC,ZINC ALLOYS, WORKED	671 191	621 026	191 481	173 319	118 867	105 026
687 TIN	223 928	197 519	192 325	176 329	118 610	106 923
1 TIN,TIN ALLOYS,UNWRUGHT	207 580	191 068	182 302	167 939	112 402	101 849
2 TIN, TIN ALLOYS, WORKED	16 348	6 451	10 023	8 390	6 208	5 074
689 MISC.NON-FERR.BASE METAL	554 347	450 013	444 516	331 636	275 175	200 713
1 TUNGSTEN,ETC. UNWRUGHT	242 903	208 266	166 074	126 224	102 924	76 378
8 COBALT,CADMIUM,ETC.UNWRT	82 561	60 331	167 122	111 937	103 230	67 864
9 BASE METAL NES,WST,SCRAP	228 883	181 416	111 320	93 475	69 021	56 471
691 METALLIC STRUCTURES NES	8 050 477	7 523 470	2 485 096	2 347 153	1 545 284	1 419 451
1 METAL STRUCTURES,PARTS	7 599 639	7 064 360	1 884 600	1 772 675	1 172 244	1 071 915
2 ALUMINIUM STRUCTURE,PRTS	450 838	459 110	600 496	574 478	373 040	347 536
692 CONTAINERS, STORAGE, TRNSP	1 705 947	1 556 513	743 209	696 480	459 555	421 472
1 RESERVOIR, TANKS, VATS, ETC	579 058	484 498	166 088	160 370	102 474	97 012
4 TANKS,CASKS,DRUMS,ETC.	1 126 889	1 072 015	577 121	536 110	357 081	324 460
693 WIRE PRODUCTS EXCL.ELECT	5 054 873	4 664 763	608 118	546 885	376 417	331 323
1 STRANDED WIRE,CABLE,ETC.	604 120	554 354	257 523	243 207	159 402	147 183
2 BARBED WIRE,ETC. IRON, STL	41 681	39 813	5 949	6 296	3 604	3 833
5 METAL FENCING,GAUZE ETC.	4 409 072	4 070 596	344 646	297 382	213 411	180 307
694 NAILS, SCREWS, NUTS, ETC.	3 555 677	3 009 178	1 411 323	1 177 630	874 239	712 354
1 NAILS, TACKS, ETC. IRON, STL	776 995	650 524	145 339	124 675	90 010	75 428
2 SCREWS, BOLTS, NUTS, IRN. ST	2 746 234	2 325 287	1 207 175	998 250	747 892	603 811
3 NAILS, TACKS, ETC. COPPER	25 878	26 423	42 450	38 025	26 229	23 023
4 NAILS, TACKS, ETC. ALUMINUM	6 570	6 944	16 359	16 680	10 108	10 092
695 TOOLS	1 131 772	953 931	2 429 294	2 077 698	1 503 297	1 256 876
1 HAND TOOLS	136 651	102 173	81 532	62 027	49 681	37 621
2 HAND SAW, FILE, RASP, ETC.	92 216	77 111	124 515	107 231	77 024	64 919
3 SPANNERS, WRENCHES, ETC.	96 249	81 409	87 749	77 142	54 214	46 619
4 HAND TOOLS, ETC. NES	373 216	328 134	297 498	268 914	183 394	162 636
5 SAW BLADES	43 340	42 892	193 708	178 981	120 140	108 139
6 KNIVES, CUTTING BLADES	299 762	231 598	1 569 334	1 312 075	972 477	793 788
7 TOOL SETS, RETAIL SALE	90 338	90 614	74 958	71 328	46 367	43 154
696 CUTLERY	259 465	242 177	656 446	613 279	405 371	370 573
3 RAZORS, RAZOR BLADES	40 178	35 560	207 132	162 899	127 342	98 424
4 SCISSORS, ETC.	21 216	19 897	51 157	51 367	31 515	31 099
5 OTH. ARTICLES OF CUTLERY	9 272	10 089	21 603	23 781	13 363	14 348
6 KNIVES, FORKS, SPOONS, ETC.	120 437	115 208	214 464	214 086	132 739	129 362
8 KNIVES, OTHER THAN 695.6	68 362	61 423	182 090	161 206	100 412	97 340
697 HOUSEHOLD EQUIPMENT, NES	1 905 019	1 849 164	1 493 701	1 473 901	923 335	891 293
3 DOM. COOK. HEAT. APP. N-ELEC	668 170	694 490	333 007	349 349	205 974	211 611
4 TBL. KITCHN. H. HOLD ART. NES	960 269	905 285	840 756	834 311	519 060	504 186
5 SANITARY WARE, PARTS NES	131 251	103 726	143 727	121 430	88 909	73 553
8 H. HOLD APPLIANCS, ETC. NES	145 329	145 663	176 211	168 811	109 392	101 943
699 MANUFACTS. BASE METAL, NES	8 933 728	7 331 568	5 046 899	4 341 057	3 125 991	2 626 553
1 LOCKS, SAFES, STRONG BOXES	1 572 342	1 328 298	1 483 438	1 307 101	918 035	790 842
2 CHAIN, IRON, STEEL	169 976	154 805	59 998	57 347	37 311	34 650
3 PINS, NEEDLES, IRN. STL, ETC	77 434	76 267	139 229	141 957	86 113	85 840
4 SPRINGS, LEAVES, METAL	382 836	250 185	187 440	143 264	116 097	86 636
5 MISC. ARTICLES, BASE METAL	332 809	278 366	269 535	228 028	167 297	137 873
6 ARTICLES IRON, STEEL, NES	5 446 399	4 535 592	1 736 935	1 514 414	1 076 623	916 301
7 ARTICLES NES, COPPER, ETC.	845 230	630 526	931 742	749 187	576 534	453 492
8 ARTICLES COBALT, ETC., NES	14 535	14 219	116 212	99 583	72 157	60 239
9 ARTICLES TUNGSTEN, ETC. NES	92 167	63 310	122 370	100 176	75 824	60 680
711 STEAM GENER. BOILERS, ETC.	118 404	140 088	77 425	89 093	47 974	53 744
1 STEAM, SUPER-HEAT BOILERS	19 093	36 450	16 611	28 327	10 330	17 131
2 AUX. BOILR PLANT, CONDENSER	12 008	11 673	11 943	8 625	7 408	5 195
9 PARTS FOR STEAM BOILERS	87 303	91 965	48 871	52 141	30 236	31 418
712 STEAM TURBINES	43 461	50 115	258 289	247 398	159 239	149 293
1 STEAM, VAPOUR TURBINES	1 304	436	7 344	3 398	4 684	2 087
8 PARTS FOR STEAM TURBINES	42 157	49 679	250 945	243 990	154 555	147 206
713 INTRNL COMBUS PSTN ENGIN	3 108 132	2 645 933	5 859 473	4 932 576	3 622 694	2 991 477
1 AIRCRAFT PISTON ENGINES	1 540	1 634	21 568	20 109	13 383	12 144
2 INTRNL COMB. ENGINE VEHCL	1 971 130	1 692 550	3 735 173	3 209 798	2 309 078	1 948 071
3 MARINE PISTON ENGINES	110 537	76 560	179 278	127 086	110 933	76 946
8 PISTON ENGINES, NES	205 056	163 891	368 242	299 291	228 461	181 378
9 PARTS, NES. IC. PISTON ENGS	819 869	711 298	1 555 212	1 276 292	960 839	772 938
714 ENGINES, MOTORS NON-ELECT	84 524	89 442	3 733 505	2 835 886	2 306 709	1 711 019
4 REACTION ENGINES	12 517	5 234	1 510 680	756 508	933 443	454 515
8 GAS TURBINES, NES	7 380	7 225	506 568	413 200	312 998	249 493
9 PARTS, JET, GASTURBINE ENG	64 627	76 983	1 716 257	1 666 178	1 060 268	1 007 011
716 ROTATING ELECTRIC PLANT	1 981 792	1 529 950	2 687 625	2 191 543	1 664 268	1 325 180

4 IMPORTS AND EXPORTS (SPECIAL TRADE) BY GROUPS AND SUBGROUPS OF THE SITC-REV. III
4.1 IMPORTS

GROUP / SUBGROUP	1994 DT = 100 KG	1993	1994 1 000 DM	1993	1994 1 000 \$	1993
1 ELECTRIC.MOTORS<=37.5W	83 251	72 199	375 833	345 915	232 417	209 383
2 ELEC.MOTORS,GENERATORS.DC	104 157	89 928	347 338	315 958	215 096	190 872
3 ELEC.MOTORS,GENERATORS.AC	867 779	680 166	953 635	762 305	590 804	460 746
4 ELECTR.ROTARY CONVERTERS	3 338	2 438	21 783	19 528	13 390	11 795
5 GENERATING SETS	95 433	82 535	214 499	169 516	133 038	102 417
9 PARTS,NES.ROT.ELEC.PLANT	827 834	602 684	774 477	578 321	479 523	349 967
718 OTH.POWR.GENRTNG.MACHNRY	161 207	146 529	470 553	668 393	291 754	405 214
1 HYDRIC.TURBINE,WTR.WHEEL	12 410	20 589	24 538	29 560	15 149	17 878
7 NUCLEAR REACTORS,PTS NES	749	10 412	81 897	306 281	51 019	185 881
9 ENGINES,MOTORS NES,PARTS	148 048	115 528	364 118	332 552	225 586	201 455
721 AGRIC.MACHINES,EX.TRACTR	1 448 511	1 131 528	1 333 364	1 146 849	819 398	696 335
1 CULTIVATING MACHNRY,ETC	423 389	324 321	227 057	202 745	140 326	122 801
2 HARVESTING ETC.MACHINES	816 069	645 065	792 426	689 058	484 032	419 182
3 DAIRY MACHINERY ETC.PRTS	51 465	38 984	151 707	141 639	93 897	85 705
9 AGRIC.HORT.ETC.MACHS.NES	157 588	123 158	162 174	113 407	101 143	68 647
722 TRACTORS	503 048	535 375	514 844	516 746	318 772	312 405
3 TRACK-LAYING TRACTORS	1 467	189	5 036	114	3 188	69
4 WHEELED TRACTORS NES	501 581	535 186	509 808	516 632	315 584	312 336
723 CIVIL ENGINEERING EQUIPT	3 028 375	2 713 899	2 344 490	2 213 210	1 455 617	1 340 693
1 SELF-PROPELLD.DOZERS ETC	97 601	106 062	104 128	108 586	64 872	65 882
2 MECH.SHOVEL ETC.S-PROPLD	1 084 321	1 083 591	1 103 683	1 073 674	685 817	650 796
3 CONSTR.MINING MACHNRY ETC	80 119	77 491	98 176	86 706	60 746	52 649
4 CONST.& MINING MACHS.NES	91 330	94 624	162 690	163 951	100 797	99 264
9 PTS NES,CVL.ENGINRG.MACH	1 675 004	1 352 131	875 813	780 293	543 385	472 102
724 TEXTILE,LEATHER MACHINES	697 881	652 215	1 362 028	1 272 976	843 774	770 412
3 SEWING MACHINES, PARTS	95 242	96 329	360 679	337 713	222 908	204 587
4 SPINNING,EXTRUD.MACH.ETC	139 244	113 201	265 584	208 994	165 454	126 145
5 WEAVING,FELT MFG,MACH.ETC	65 228	58 391	161 642	149 452	100 063	90 336
6 AUX.TXTL.MACHS,PARTS,ETC	74 993	68 404	238 407	215 072	147 445	130 146
7 OTH.TEXTILE MACHNRY NES	76 321	79 073	174 181	192 174	108 070	116 357
8 SKIN,LEATHER WORKING MACH	27 492	28 291	42 415	36 606	26 236	22 125
9 PTS,TEXTLE,DOM WASHING MCH	219 361	208 526	119 120	132 965	73 598	80 716
725 PAPER,PULP MILL MACHINES	311 989	237 856	712 929	568 284	437 257	343 717
1 PAPER,PULP,MAKING MACHRY	22 652	26 502	49 909	51 414	30 450	30 986
2 OTH.PULP,PAPER,MAKNG MCH	49 738	54 176	200 434	194 708	123 230	117 797
9 PARTS,PAPER MILL ETC.MCH	239 599	157 178	462 586	322 162	283 577	194 934
726 PRINTNG,BOOKBINDNG MACHS	316 295	321 081	1 140 749	1 114 133	710 120	673 851
3 TYPESETTING,MCH,TYPE ETC	72 260	64 833	126 460	125 077	78 049	75 714
5 OFFSET PRINTING MACHNRY	32 578	32 484	143 159	108 865	89 152	65 545
6 OTH.PRINTNG,ANCILL.MACHS	58 955	81 448	385 335	436 303	240 279	263 756
8 BOOKBINDING MACHNRY,PRT	27 356	25 838	116 931	116 727	72 601	70 608
9 PART,TYPE,OFFST,PRNT MCH	125 146	116 478	368 864	327 161	230 039	198 228
727 FOOD-PROCESS.MCH.NON DOM	148 792	160 850	428 625	469 732	264 321	282 748
1 GRAIN WORKING MACHS,PARTS	18 619	21 703	30 689	33 929	19 060	20 574
2 OTH.FOOD-PROC.MACH PARTS	130 173	138 947	397 936	435 803	245 261	262 174
728 OTH.MACH,PTS,SPCL INDUST	1 969 020	1 728 006	3 855 441	3 602 492	2 388 750	2 178 222
1 MCH-TOOLS,SPECIAL. INDUST	445 509	390 226	690 397	655 195	427 542	396 182
3 OTH.MINERAL WORKING MACH	623 014	567 696	512 096	452 061	316 665	273 255
4 MACH.APPL.SPCL INDUS NES	545 242	518 048	1 725 513	1 699 643	1 068 843	1 027 965
5 PARTS PUBLIC WRK MACH ETC	355 255	252 036	927 435	795 593	575 700	480 820
731 METAL REMOVAL WORK TOOLS	433 826	417 380	1 171 698	1 060 853	728 247	641 491
1 MACH.TOOLS,METAL REMOVAL	40 329	34 029	303 350	216 386	188 108	130 735
2 MCH-TL,WRKNG MTL,NOLATHS	54 494	40 813	209 876	153 876	130 715	93 105
3 LATHES,METAL-WORKING	90 884	90 133	219 645	204 763	136 866	123 859
4 UNIT HEAD,DRILL,ETC.MACH	100 088	90 409	105 096	96 743	64 997	58 478
5 METAL MILLING MACHNS,ETC	36 465	36 952	89 635	89 786	55 617	54 207
6 MTL.SURFC.FINISHNG TOOLS	78 965	84 605	177 615	188 854	110 489	114 300
7 MTL.SHAPING,CUTTING TOOLS	32 601	40 439	66 481	110 445	41 455	66 807
733 MACH-TOOLS,METAL-WORKING	254 507	264 626	434 400	470 431	268 322	284 473
1 METAL FORMING MACH.TOOLS	229 272	240 912	358 606	395 904	221 575	239 456
9 OTH.MACH-TODL,METALWRKNG	25 235	23 714	75 794	74 527	46 747	45 017
735 PARTS,NES,FOR MACH-TOOLS	390 672	306 602	746 152	709 473	461 850	429 191
1 WORK-HOLDERS,TOOL HOLDER	50 301	50 667	204 166	188 354	126 625	114 053
9 PARTS,NES,MCH-TOOL W.MTL	340 371	255 935	541 986	521 119	335 225	315 138
737 METALWORKING MACHNRY NES	565 504	476 833	675 054	681 690	418 595	411 970
1 FOUNDRY EQUIPMNT PTS NES	92 277	63 475	95 114	99 096	59 500	59 749
2 MTL-ROLLING MILLS,ROLLS	328 543	286 429	148 753	171 670	91 671	103 412
3 WELDING,BRAZING ETC.MACH	132 060	114 461	394 346	372 234	244 642	225 362
4 SOLDERING MACHINES ETC.	12 624	12 468	36 841	38 690	22 782	23 447
741 HEATNG,COOLNG EQUIP,PART	1 657 379	1 534 329	2 952 967	2 894 953	1 830 298	1 750 686
2 BURNERS,MECH.STOKERS ETC	54 016	46 515	145 640	129 987	90 153	78 393
3 INDUS.FURNACES ETC.PARTS	179 940	154 045	266 735	313 547	165 572	189 617
4 COMMRC.REFRIG EQUIP,PART	533 594	512 490	852 970	859 445	528 523	520 146
5 AIR CONDITIONING MCH,PTS	221 935	207 725	464 719	458 797	288 600	277 166
7 GAS GENRTR,AIR LIQUEFIER	171 923	142 598	293 424	256 881	181 888	155 771
8 OTH.TEMP.CHANGE MACH ETC	416 105	365 146	758 858	682 073	469 695	411 762
9 PART,NES,GAS GENRTR,PLNT	79 866	105 810	170 621	194 223	105 867	117 831
742 PUMPS FOR LIQUIDS,PARTS	859 598	734 075	1 856 583	1 643 581	1 148 118	994 486
1 PUMPS W.MEASURING DEVICE	3 115	3 602	12 066	13 790	7 484	8 305
2 FUEL PUMPS,IC.PISTON ENG	43 329	37 685	253 052	204 683	156 255	129 716

4 IMPORTS AND EXPORTS (SPECIAL TRADE) BY GROUPS AND SUBGROUPS OF THE SITC-REV. III
4.1 IMPORTS

GROUP / SUBGROUP	1994 DT = 100 KG	1993	1994 1 000 DM	1993	1994 1 000 \$	1993
3 CONCRETE PUMPS	2 208	5 173	3 236	6 705	2 003	4 052
4 RECIPROCATING PUMPS,NES	46 724	49 798	185 781	206 283	115 095	124 771
5 ROTARY PUMPS, NES	62 657	58 568	199 610	196 335	123 353	119 050
6 CENTRIFUGAL PUMPS, NES	250 806	196 008	418 629	331 756	258 268	200 353
7 PUMPS,LIQUID ELEVATR ETC	116 488	88 298	173 184	134 840	107 439	81 670
9 PARTS,PUMPS,LIQ.ELEVATOR	334 271	294 943	611 025	549 189	378 221	332 569
743 PUMPS NES,CENTRIFUGS ETC	1 815 296	1 672 366	3 252 503	3 148 202	2 011 517	1 904 621
1 AIR,VACUUM PUMP,COMPRESS	643 595	563 569	1 175 653	1 073 529	727 841	650 253
4 FANS,COOKER HOODS W.FAN	300 464	291 188	434 743	409 414	268 533	248 205
5 CENTRIFUGES NES	20 168	19 425	82 306	79 168	50 897	47 788
6 MACHS.FILTER GAS,LIQUIDS	393 463	373 129	843 866	915 579	521 588	553 007
8 PARTS,AIR PUMPS,FANS ETC	251 268	212 507	351 713	305 262	217 370	184 730
9 PART,CENTRIFUGE,FILT.ETC	206 338	212 548	364 222	365 250	225 288	220 638
744 MECHANICAL HANDLNG EQUIP	2 892 460	2 591 664	2 635 858	2 537 265	1 628 025	1 533 563
1 WORK TRUCKS,TRACTORS,ETC	622 776	635 326	563 026	557 831	348 896	337 521
2 PULLEY TACKLE,WINCHS,ETC	51 834	41 683	76 983	63 285	47 327	38 316
3 DERRICKS; CRANES ETC.	624 957	579 969	471 689	462 547	291 616	280 215
4 JACKS,HOISTS FOR VEHICLE	155 551	133 796	129 209	112 542	79 573	68 072
7 GOODS ETC.ELEVATORS ETC.	280 013	269 317	357 525	404 219	218 923	243 003
8 LIFTING ETC.MACHINES NES	141 564	127 112	211 269	193 676	129 907	117 199
9 PARTS,HOISTS,LIFTS EQUIP	1 015 765	804 461	826 157	743 165	511 783	449 237
745 OTH.NONELEC MCH,TOOL,NES	708 769	578 901	2 064 279	1 836 074	1 276 513	1 110 277
1 NON-ELEC HAND TOOL,PARTS	53 965	50 954	235 342	226 816	145 093	137 550
2 INDUS WASHNG,BOTTLNG MCH	175 303	147 524	817 362	746 893	505 774	451 270
3 WEIGHING MCH,WEIGHTS,PTS	58 027	57 824	207 600	189 295	128 663	114 418
6 SPRAYING MACHINERY ETC.	287 067	199 160	607 703	470 238	375 662	284 526
9 OTH.NON-ELECT MACH,PARTS	134 407	123 439	196 272	202 832	121 321	122 513
746 BALL OR ROLLER BEARINGS	835 048	639 058	1 585 552	1 319 314	980 841	798 650
1 BALL BEARINGS	359 581	292 989	850 064	704 732	525 635	426 758
2 TAPERED ROLLER BEARNG ETC	143 434	118 185	244 065	213 038	150 832	128 848
3 SPHERICAL ROLLER BEARNGS	45 143	45 444	98 196	97 441	60 779	58 918
4 NEEDLE ROLLER BEARINGS	8 586	8 742	38 894	32 300	24 130	19 584
5 OTHER CYL.ROLLER BEARING	24 956	24 874	68 812	69 448	42 267	42 030
6 OTHR.BALL,ROLLER BEARING	7 843	6 184	25 011	20 026	15 473	12 116
9 PARTS,BALL,ROLLER BEARING	245 505	142 640	260 510	182 329	161 725	110 396
747 TAPS,COCKS,VALVES,ETC.	994 163	914 481	2 637 520	2 340 821	1 633 165	1 416 350
1 PRESSURE-REDUCING VALVES	15 579	12 611	91 628	76 829	56 752	46 484
2 OLEOHYDRAULIC ETC.VALVES	74 637	50 243	447 816	314 080	277 402	190 042
3 CHECK VALVES	20 967	15 355	60 316	44 333	37 429	26 829
4 SAFETY, RELIEF VALVES	10 864	13 238	61 005	59 212	37 753	35 858
8 TAPS,COCKS,VALVE,ETC.NES	599 938	582 632	1 512 859	1 436 856	936 493	869 443
9 PARTS FOR TAPS,COCKS,ETC	272 178	240 402	464 096	409 511	287 336	247 634
748 TRANSMISSIONS SHAFTS ETC	1 327 334	1 092 059	1 507 278	1 269 733	933 596	768 006
1 TRANSMISSN SHAFTS,CRANKS	290 984	227 738	235 809	214 263	145 763	129 641
2 BEARNG HOUSNG,SHT BRNGS	179 437	155 670	207 404	178 678	128 803	108 131
3 ARTICLTD LINK CHAIN,PTS	115 922	103 344	83 690	78 870	51 585	47 649
4 GEAR,GEAR BOX,PARTS,ETC.	141 421	104 135	334 395	259 350	207 086	157 023
5 FLYWHEELS AND PULLEYS	138 328	118 392	92 018	81 187	57 039	49 143
6 CLUTCHES,SHAFT COUPLINGS	23 839	14 201	62 254	43 511	38 666	26 367
9 PART,NES,SHAFTS,ETC.	437 403	368 579	491 708	413 874	304 654	250 052
749 NON-ELECT MACH.PARTS,ETC	460 456	393 970	1 253 392	1 115 998	776 186	675 034
1 MOULDNGS FOR MTL.FOUNDRY	207 241	216 181	798 985	774 866	493 644	468 646
2 GASKETS,ETC.	12 999	12 704	71 904	66 059	44 499	39 904
9 MACH PARTS,NON-ELECT NES	240 216	165 085	382 503	275 073	238 043	166 484
751 OFFICE MACHINES	395 123	390 122	2 058 968	1 955 720	1 273 729	1 182 539
1 TYPEWRITRS,WD-PROC MACHS	53 200	64 312	169 637	203 646	104 499	123 296
2 CALCULATNG,ACCTG,ETC.MCH	57 309	58 802	359 063	351 265	222 895	212 205
3 PHOTO,THERMOCOPI APPARAT	200 488	201 198	1 072 487	1 029 159	663 769	622 458
9 OTHER OFFICE MACHINE NES	84 126	65 810	457 781	371 650	282 566	224 580
752 AUTOMATC.DATA PROC.EQUIP	1 438 898	1 251 983	17 970 936	16 944 947	11 113 838	10 249 967
1 ANALOG OR HYBRID COMPUTR	405	1 208	18 976	19 956	11 823	12 128
2 DIGITAL COMPUTERS	53 898	42 106	1 725 067	1 279 685	1 069 720	772 587
3 DIGTL PROC,STORAGE UNITS	165 869	220 211	4 562 098	4 956 188	2 830 069	2 997 845
6 INPUT OR OUTPUT UNITS	1 047 093	832 652	6 898 225	6 395 913	4 255 363	3 868 390
7 STORAGE UNITS,DATA PROC.	140 058	117 671	4 115 180	3 576 755	2 546 781	2 166 108
9 DATA PROC EQUIPMENT,NES	31 575	38 135	651 390	716 450	400 082	432 909
759 PARTS,FOR OFFICE MACHINS	787 873	759 883	9 228 440	7 777 800	5 718 164	4 698 569
1 PARTS,OF COPYING MACHINE	201 863	203 391	1 151 007	1 055 677	713 289	638 076
9 PARTS,DATA PROC. ETC.MCH	586 010	556 492	8 077 433	6 722 123	5 004 875	4 060 493
761 TELEVISION RECEIVERS ETC	1 149 405	1 247 461	2 721 830	2 933 708	1 684 116	1 774 238
1 COLOUR TELEVISION RECEIVER	1 141 024	1 238 354	2 685 711	2 899 898	1 661 802	1 753 779
2 BLACK,WHITE TV RECEIVERS	8 381	9 107	36 119	33 810	22 314	20 459
762 RADIO-BROADCAST RECEIVER	628 162	627 764	2 412 441	2 393 601	1 494 894	1 447 377
1 MOTOR VEH.RADIO RECEIVER	77 562	76 338	898 045	837 423	555 726	507 435
2 PORTABLE RADIO RECEIVERS	188 119	173 275	494 899	477 277	305 824	288 627
8 OTHER RADIO RECEIVERS	362 481	378 151	1 019 497	1 078 901	633 344	651 315
763 SOUND RECORDER,PHONOGRPH	376 224	396 566	2 409 066	2 431 636	1 495 010	1 468 198
3 TURNTABLES,RECORD PLAYER	10 703	12 973	26 809	32 862	16 626	19 865
8 SOUND,VIDEO RECORDNG ETC	365 521	383 593	2 382 257	2 398 774	1 478 384	1 448 333
764 TELECOMM.EQUIP.PARTS NES	1 300 683	1 140 712	10 403 765	8 720 935	6 448 204	5 265 307

4 IMPORTS AND EXPORTS (SPECIAL TRADE) BY GROUPS AND SUBGROUPS OF THE SITC-REV. III
4.1 IMPORTS

GROUP / SUBGROUP	1994 DT = 100 KG	1993	1994 1 000 DM	1993	1994 1 000 \$	1993
1 LINE TELEPHONE ETC.EQUIP	166 700	147 770	1 915 158	1 826 094	1 185 509	1 102 412
2 MICROPH.LOUDSPKRS.AMPLIF	496 714	449 451	1 090 794	999 655	676 760	603 976
3 TV,RADIO TRANSMITRS ETC	35 291	26 340	1 116 473	816 364	697 149	491 605
8 TELECOMMUN.EQUIPMENT,NES	22 791	29 012	1 250 305	1 412 837	774 719	855 224
9 PARTS,TELECOMMUN. EQUIPT	579 187	488 139	5 031 035	3 665 985	3 114 067	2 212 090
771 ELECT.POWER MACHNY.PARTS	794 337	636 803	2 021 088	1 702 301	1 251 925	1 028 723
1 TRANSFORMERS, ELECTRICAL	275 273	236 872	525 094	453 086	325 237	273 669
2 OTH.ELEC POWER MACH,PART	519 064	399 931	1 495 994	1 249 215	926 688	755 054
772 ELEC.SWITCH.RELAY.CIRCUIT	954 184	922 839	6 253 157	5 407 279	3 869 918	3 269 044
2 PRINTED CIRCUITS	58 051	47 337	741 035	624 154	457 575	377 904
3 ELECTRIC RESISTORS,PARTS	42 138	164 245	602 975	467 808	373 049	283 039
4 SWITCH.APPARATUS,1000V+	21 244	22 757	117 314	116 999	72 304	70 797
5 SWITCH.APPARATUS,<1000V	521 381	434 997	3 364 215	2 788 210	2 082 688	1 684 583
6 ELEC.CONTROL PANELS ETC.	62 020	52 934	622 258	579 748	385 378	350 143
8 PARTS,ELECTRC.PANELS ETC	249 350	200 569	805 360	830 360	498 924	502 578
773 ELECTR.DISTRIBT.EQPT NES	3 552 023	3 122 478	3 986 462	3 311 811	2 472 054	2 004 512
1 INSULTD WIRE,ETC.CONDUCTR	3 442 113	3 023 071	3 776 614	3 128 939	2 342 190	1 894 068
2 ELECTRC.INSULATING EQUIP	109 910	99 407	209 848	182 872	129 864	110 444
774 ELECTRO-MEDCL,XRAY EQUIP	66 957	69 477	1 268 503	1 202 922	785 677	726 839
1 ELECTRO-MEDICAL EQUIPMNT	24 092	24 497	581 124	558 975	359 031	337 814
2 X-RAY APPARATUS ETC.PART	42 865	44 980	687 379	643 947	426 646	389 025
775 DOM.ELEC,NON-ELEC.EQUIPT	4 409 311	3 795 917	5 067 930	4 452 129	3 144 080	2 693 001
1 HOUSEHOLD LAUNDRY EQUIPT	866 370	701 847	679 118	537 217	421 534	325 087
2 DOM.REFRIGERATRS,FREEZRS	1 144 198	958 620	947 595	796 659	588 021	482 141
3 DOMESTIC DISHWASHING MACH	143 640	80 272	156 217	91 966	96 801	55 274
4 ELEC.SHAVERS,CLIPPERS,PTS	16 702	14 891	136 903	139 830	85 343	84 350
7 DOM.ELECT-MECHANICAL APPL	509 776	408 601	856 140	708 098	532 822	428 184
8 ELECTRO-THERMIC APPL NES	1 728 625	1 631 686	2 291 957	2 178 359	1 419 559	1 317 965
776 TRANSISTORS,VALVES,ETC.	718 107	340 356	11 665 331	8 296 432	7 245 466	5 017 292
1 TV PICTURE TUBES,CRT,ETC	528 370	172 960	612 872	216 175	388 809	130 411
2 OTH.ELECTRONC VALV,TUBES	70 294	63 446	339 231	300 183	209 853	181 850
3 DIODES,TRANSISTORS ETC.	45 056	45 132	1 359 909	1 087 967	841 470	658 385
4 ELECTRONIC MICROCIRCUITS	59 727	49 238	9 011 579	6 451 276	5 593 324	3 901 114
8 ELCTRN COMP PTS,CRYSTALS	14 680	9 580	341 746	240 831	212 010	145 532
778 ELECTRIC.MACH.APPART.NES	3 447 816	3 006 569	10 713 707	8 250 013	6 646 149	4 986 290
1 BATTERIES,ACCUMULATORS	1 166 912	973 961	1 237 288	990 695	768 611	599 053
2 ELECTRIC LAMPS,BULBS ETC	278 624	267 967	799 064	763 931	493 044	462 327
3 AUTOMOTIVE ELECTRC.EQUIP	651 423	489 751	1 483 781	1 068 216	918 314	647 088
4 ELECTRO-MECH.HAND TOOLS	443 875	321 132	1 045 162	942 482	647 866	568 031
6 ELECTRICAL CAPACITORS	85 556	73 832	790 862	672 321	430 295	406 936
7 ELEC MCH WTH INDIV FUNCT	134 952	109 515	1 445 320	1 325 211	895 690	801 661
8 ELECT MACHNERY,EQUIP,NES	686 474	770 411	3 912 230	2 486 557	2 432 329	1 501 194
781 PASS.MOTOR VEHCLS.EX.BUS	17 204 796	16 871 545	29 587 392	28 517 659	18 276 364	17 300 248
1 SNOW VEHCL,GOLF CARS ETC	1 464	1 020	3 492	2 060	2 151	1 245
2 PASS.TRANSPORT VEHICLES	17 203 332	16 870 525	29 583 900	28 515 599	18 274 213	17 299 003
782 GOODS,SPCL TRANSPORT VEH	2 985 673	2 531 601	4 318 849	3 558 759	2 675 310	2 156 972
1 GOODS VEHICLES	2 797 561	2 339 144	4 058 529	3 302 380	2 512 973	2 001 634
2 SPECIAL PURPOSE VEHICLES	188 112	192 457	260 320	256 379	162 337	155 338
783 ROAD MOTOR VEHICLES NES	477 840	332 513	1 094 222	695 530	681 211	420 894
1 PUB-TRANSPORT PASS VEHCL	114 022	129 172	290 092	309 057	178 231	183 412
2 ROAD TRACTOR,SEMITRAILER	363 818	203 341	804 130	392 473	502 980	237 482
784 PARTS,TRACTORS,MOTOR VEH	13 092 283	10 561 853	17 348 425	13 585 589	10 738 334	8 233 266
1 MOTOR VEHICLE CHASSIS	234 280	144 194	303 088	189 332	188 726	115 208
2 MOTOR VEHICLE BODIES	128 517	95 986	214 107	120 796	132 691	72 872
3 OTHER PARTS,MOTOR VEHICL	12 729 486	10 321 673	16 831 230	13 275 461	10 416 917	8 045 186
785 CYCLES,MOTORCYCLES ETC.	1 322 869	1 363 824	3 006 880	3 086 315	1 834 842	1 874 047
1 MOTORCYCLES ETC.	468 972	499 587	1 543 357	1 503 189	941 569	913 878
2 BICYCLES ETC.NON-MOTDRZD	356 223	379 505	660 339	733 673	401 216	445 177
3 INVALID CARRIAGES,PARTS	497 674	484 732	803 184	849 453	492 057	514 992
786 TRAILERS,SEMI-TRAILR,ETC	2 288 138	2 223 606	897 930	822 522	554 063	498 197
1 HOUSING,CAMPING,TRAILERS	54 970	42 070	67 676	49 425	41 828	30 159
2 TRAILERS,TRANSPORT GOODS	405 034	396 688	229 266	231 262	141 564	140 213
3 TRANSPORT CONTAINERS	756 209	924 465	116 795	128 872	71 649	77 945
8 OTH.NONMOTR VEH,TRLR PTS	1 071 925	860 383	484 193	412 963	299 222	249 880
791 RAILWAY VEHICLES.EQUIPNT	917 729	824 717	750 689	581 861	465 461	352 001
1 ELEC.LOCOS NON-SELF-GENR	1 103	425	3 750	478	2 387	292
2 OTHR.LOCOMOTIVES,TENDERS	11 953	7 355	8 847	3 529	5 630	2 106
6 SLF-PROP.RAIL,TRAM.COACH	4 764	398	11 312	1 637	6 782	977
7 RAIL,TRAM.COACH,ETC.N.SP	109 719	99 380	125 911	99 096	77 096	59 993
8 RAIL,TRAM.FRGT CARS ETC	155 112	205 206	93 425	130 143	57 628	78 822
9 RAIL.TRACK FIXTURES,PRTS	635 078	511 953	507 444	346 978	315 938	209 811
792 AIRCRAFT,ASSOCTD.EQUIPNT	202 409	231 214	15 363 728	16 748 508	9 431 897	10 159 371
1 HELICOPTERS	722	1 098	41 610	106 771	26 029	64 460
2 AIRCRFT ETC.ULW <=2000KG	2 245	3 226	44 517	53 415	27 085	32 486
3 AIRCRFT,ULW 2001-15000KG	3 098	3 797	205 129	343 895	126 688	207 874
4 AIRCRFT ETC.ULW >15000KG	69 261	75 433	8 817 389	9 553 103	5 404 886	5 805 918
5 SPACECRFT ETC.LAUNCH VEH	-	2	0	1 001	-	623

4 IMPORTS AND EXPORTS (SPECIAL TRADE) BY GROUPS AND SUBGROUPS OF THE SITC-REV. III
4.1 IMPORTS

GROUP / SUBGROUP	1994 DT = 100 KG	1993	1994 1 000 DM	1993	1994 1 000 \$	1993
8 AIRCRAFT NES,ASSOC EQUIP	1 673	1 723	15 928	25 602	9 692	15 607
9 PARTS,NES,AIRCRAFT,EQUIP	125 410	145 935	6 239 155	6 664 721	3 837 517	4 032 403
793 SHIP,BOAT,FLOAT. STRUCTRS	6 118 975	6 187 978	834 411	1 199 021	506 409	727 606
1 YACHTS,SPORTS VESSLS,ETC	150 688	178 740	342 493	383 482	209 994	233 057
2 SHIPS,BOATS,OTHR.VESSELS	1 073 653	1 603 632	358 292	664 222	212 564	403 443
3 VESSELS,OTH.FLOAT. STRUCT	4 860 642	4 100 035	121 867	96 256	76 530	57 858
5 SPEC.PURPOSE VESSELS ETC	11 952	290 783	4 314	40 262	2 769	24 264
7 TUGS AND PUSHER CRAFT	5 350	5 756	461	758	269	458
9 OTHR.FLOATING STRUCTURES	16 690	9 032	6 984	14 041	4 283	8 526
811 PREFABRICATED BUILDINGS	3 612 519	2 713 349	952 509	710 297	593 593	429 592
812 PLUMBNG,SANITRY,EQPT.ETC	3 423 888	2 894 362	1 568 931	1 338 997	973 009	809 584
1 BOILRS,RADIATRS,ETC.N.EL	2 511 685	2 207 241	1 218 985	1 057 789	756 947	639 248
2 CERAMIC PLUMBNG FIXTURES	912 203	687 121	349 946	281 208	216 062	170 336
813 LIGHTNG FIXTURES ETC.NES	1 347 170	1 186 515	1 714 501	1 577 842	1 062 059	953 895
1 LAMPS,LIGHT FITTINGS NES	1 097 383	970 051	1 402 101	1 302 546	868 374	787 534
2 ILLUMINATED SIGNS ETC.	14 924	16 988	38 165	37 584	23 802	22 627
8 PARTS,PORTABLE ELEC LAMP	318	507	2 122	1 935	1 315	1 176
9 PARTS,LIGHT FITTING,SIGNS	234 545	198 969	272 113	235 777	168 568	142 558
821 FURNITURE,CUSHIONS,ETC.	15 693 400	13 871 425	8 952 189	7 995 692	5 525 941	4 839 008
1 CONVERTIBLE SEATS,PARTS	4 558 761	3 976 900	3 331 339	2 915 217	2 057 736	1 765 228
2 MATTRESSES, ETC.	544 657	452 956	535 420	472 185	328 998	286 125
3 METAL FURNITURE NES	1 417 977	1 234 932	662 638	600 993	409 433	363 552
5 FURNITURE,NES,OF WOOD	7 063 559	6 276 304	3 378 219	3 057 116	2 085 886	1 848 439
7 FURNITURE NES,OTHR.MATRL	404 582	392 158	192 853	189 853	117 625	115 145
8 PARTS,MTL,WOOD FURNITURE	1 703 964	1 538 175	851 720	760 338	526 263	460 519
831 TRUNK,SUIT-CASES,BAG,ETC	1 026 198	963 188	1 744 456	1 711 331	1 077 536	1 035 072
1 HANDBAGS,NES	116 222	123 172	408 438	412 051	252 445	248 927
2 TRUNKS, SUIT-CASES,ETC.	407 932	357 923	440 216	419 879	272 273	253 813
3 TRAVEL SET,TOILT,SEW,ETC	6 667	7 062	9 340	9 572	5 694	5 777
9 TRAVEL GOODS NES	495 377	475 031	886 462	869 829	547 124	526 565
841 MENS,BOYS CLOTHING,X-KNIT	1 990 376	1 936 949	7 807 217	7 651 286	4 818 824	4 623 894
1 OVERCOATS,OUTERWEAR,ETC.	290 514	292 695	1 349 537	1 406 201	839 599	849 112
2 SUITS AND ENSEMBLES	71 943	63 942	376 412	329 823	231 771	199 453
3 JACKETS AND BLAZERS	173 250	157 637	1 031 550	970 095	637 222	585 807
4 TROUSERS,BREECHES,ETC.	873 201	843 460	3 009 158	2 867 471	1 852 430	1 733 641
5 SHIRTS	548 416	547 588	1 942 598	1 980 907	1 197 127	1 197 431
6 UNDERWEAR,NIGHTWEAR ETC.	33 052	31 627	37 962	96 849	60 675	58 450
842 WOMEN,GIRL CLOTHING,XKNIT	1 766 061	1 697 024	9 847 439	9 725 485	6 065 601	5 877 418
1 OVERCOATS,OTH.COATS ETC.	300 465	331 670	1 608 088	1 911 655	1 001 597	1 154 069
2 SUITS AND ENSEMBLES	74 733	69 026	478 985	460 852	293 741	278 758
3 JACKETS	199 735	163 111	1 358 315	1 157 334	838 006	698 275
4 DRESSES	77 139	75 854	581 948	590 108	354 374	357 479
5 SKIRTS & DIVIDED SKIRTS	167 972	167 156	971 458	994 036	598 308	601 156
6 TROUSERS, BREECHES ETC.	529 990	510 032	2 232 608	2 134 223	1 371 185	1 290 433
7 BLOUSES,SHIRT-BLOUSE,ETC	337 521	317 182	2 332 298	2 420 642	1 432 094	1 354 427
8 UNDERWEAR,NIGHTWEAR ETC.	78 506	62 993	283 739	236 635	176 296	142 821
843 MENS,BOYS CLOTHING,KNIT	346 872	324 002	1 111 740	1 040 508	686 180	628 927
1 OVERCOATS,OUTERWEAR ETC.	12 096	12 380	57 480	56 522	35 927	34 003
2 SUITS,JACKTS,TROUSRS.ETC	38 924	37 431	143 116	151 687	87 927	91 773
7 SHIRTS,MENS BOYS,KNIT	94 618	82 561	351 853	310 042	215 404	188 080
8 UNDERWEAR,NIGHTWEAR ETC.	201 234	191 630	559 291	522 257	346 922	315 071
844 WOMEN,GIRLS CLOTHING.KNIT	734 458	865 410	2 799 073	3 209 940	1 726 519	1 942 353
1 OVERCOATS,OTH.COATS ETC.	20 260	22 356	85 172	94 216	53 577	56 700
2 SUITS,DRESSES SKIRTS ETC	346 328	450 500	1 337 199	1 694 018	823 556	1 026 387
7 BLOUSES,SHIRT-BLOUSE,ETC	88 176	94 542	399 906	407 198	244 983	246 713
8 UNDERWEAR, NIGHTWEAR ETC	279 694	298 012	976 796	1 014 508	604 403	612 553
845 OTHR.TEXTILE APPAREL,NES	2 503 368	2 468 109	10 435 359	10 509 327	6 460 660	6 338 319
1 BABIES'GARMNTS,CLTHS ACC	121 064	130 737	467 472	485 871	288 433	293 144
2 GARMENT,FELT,TXTL FABRIC	70 252	60 608	306 748	271 511	190 681	163 650
3 JERSYS,PULLOVRs,ETC.KNIT	1 099 008	1 080 774	5 009 194	5 196 951	3 132 294	3 121 842
4 T-SHIRTS,OTHR.VESTS KNIT	681 236	721 602	2 164 115	2 293 293	1 315 201	1 392 137
5 BRASSIERES,CORSETS,ETC.	58 519	60 320	622 848	620 993	384 670	375 413
6 SWIMWEAR	23 259	24 908	244 499	260 780	147 443	158 617
8 OTH.GARMENTS,NOT KNITTED	283 209	230 873	1 079 321	855 409	667 896	516 597
9 OTHER GARMENTS KNITTED	166 821	158 287	541 162	524 529	334 042	316 919
846 CLOTHING ACCESSRS,FABRIC	627 171	609 260	2 018 916	1 938 311	1 249 184	1 170 122
1 ACCESSORIES,NOTKNITTED	91 965	88 537	495 695	465 063	307 324	280 293
2 HOSIERY,ETC.KNITTED	476 607	470 254	1 332 439	1 303 143	822 172	787 244
9 OTH.MADE-UP CLOTH.ACCESS	58 599	50 469	190 782	170 105	119 688	102 585
848 CLOTHNG,NONTXTL;HEADGEAR	799 256	728 790	2 748 195	2 665 573	1 700 377	1 609 724
1 LEATHER APPAREL,ACCESSRS	397 015	359 579	1 871 619	1 813 118	1 157 678	1 094 572
2 PLASTC,RUBBR,APPAREL,ETC	303 362	270 261	299 710	275 008	184 860	166 275
3 ARTICLES,ACCESSORIES.FUR	19 045	16 715	238 238	218 021	148 936	131 339
4 HEADGEAR,FITTINGS,NES	79 834	82 235	338 628	359 426	208 903	217 538
851 FOOTWEAR	2 750 294	2 560 928	7 972 923	7 642 980	4 907 649	4 619 083
1 FOOTWEAR,W.METAL TOE-CAP	58 770	53 351	141 588	130 584	87 626	78 874
2 SPORTS FOOTWEAR	254 812	214 299	630 466	543 766	386 441	328 732
3 FOOTWEAR,NES,RUBBER,PLST	411 238	360 501	690 536	665 119	425 104	402 194
4 OTH.FOOTWEAR,LTHR.UPPERS	1 410 591	1 333 745	5 183 894	5 014 385	3 193 352	3 028 885

4 IMPORTS AND EXPORTS (SPECIAL TRADE) BY GROUPS AND SUBGROUPS OF THE SITC-REV. III
4.1 IMPORTS

GROUP / SUBGROUP	1994 DT = 100 KG	1993	1994 1 000 DM	1993	1994 1 000 \$	1993
5 OTH.FOOTWEAR,TEXTLE UPPR	380 463	371 545	586 221	546 135	357 695	331 203
7 FOOTWEAR,NES	18 774	19 451	36 806	36 922	22 905	22 251
9 PARTS FOOTWEAR,ETC.	215 646	208 036	703 412	706 069	434 526	426 944
871 OPTICAL INSTRUMENTS, NES	32 855	27 814	600 683	553 127	371 911	334 388
1 BINOCULARS, TELESCOPE ETC	13 150	10 280	108 392	100 473	67 230	60 646
3 NON-OPTIC.MICROSCOPE ETC	1 180	1 175	51 576	38 655	31 940	23 234
4 COMPND OPTIC.MICROSCOPES	4 181	4 235	61 319	57 675	37 781	34 822
9 LIQ.CRYSTAL DEVCS;LASERS	14 344	12 124	379 396	356 324	234 960	215 686
872 MEDICAL INSTRUMENTS NES	410 389	311 497	2 648 122	2 461 334	1 639 390	1 487 687
1 DENTAL INSTRUMENTS NES	12 777	13 060	179 264	190 037	110 873	114 948
2 OTHR.MEDICAL INSTRUMENTS	268 396	208 204	2 119 590	1 981 543	1 311 246	1 197 621
3 THERAPEUTIC APPARATUS	51 993	37 732	210 061	183 208	130 344	110 671
4 MEDICAL, BARBER'S FURNTR	77 223	52 501	139 207	106 546	86 927	64 447
873 METERS,COUNTERS, NES	105 218	81 961	463 023	370 255	286 025	223 885
1 GAS, LIQUID, ELECTR.METERS	83 763	65 520	216 186	172 867	133 491	104 381
2 REV.COUNTERS,METERS ETC.	21 455	16 441	246 837	197 388	152 534	119 504
874 MEASURE, CONTROL INSTRMNT	450 952	385 984	5 921 875	5 391 779	3 664 311	3 258 583
1 COMPASSES, SURVEY INSTRMT	12 184	10 958	392 099	376 820	242 346	227 866
2 DRAWING, MEASURG. INSTRMNT	128 929	110 994	1 162 665	1 120 833	718 269	677 409
3 GAS, LIQ. MEAS. CONTRL. INST	46 805	41 102	583 429	499 978	361 799	302 117
4 INSTRUMENTS, ANALYSIS ETC	46 558	42 105	1 313 574	1 222 290	811 782	738 363
5 MEAS, CONTRL, SCI INST.NES	52 733	49 066	344 071	344 806	212 850	208 284
6 AUTOMATIC CONTROL INSTRT	127 223	100 590	1 230 142	1 016 840	762 679	614 616
7 OSCILLOSCOPES, ETC.	28 285	23 888	809 673	714 758	501 196	432 115
9 PARTS, MACH, INSTRMNT, NES	8 235	7 281	86 222	95 454	53 396	57 813
881 PHOTOGRAPH APPAR. ETC. NES	115 152	105 955	1 430 084	1 323 199	886 515	800 176
1 CAMERAS, FLASH EQUIPT, ETC	47 122	43 037	935 838	890 574	580 627	539 137
2 CINE. CAMERAS, PROJECT. ETC	5 109	5 353	31 848	35 416	19 632	21 395
3 PHOTO, CINE. EQUIPMENT NES	62 921	57 565	462 398	397 209	286 256	239 644
882 PHOTO. CINEMATOGRPH. SUPPL	1 149 181	898 618	2 559 649	2 340 034	1 587 169	1 415 903
1 PHOTO CHEM.GOODS, RETAIL	413 786	333 663	566 123	502 512	349 672	304 132
2 PHOTO FILM FLAT UNEXPOSD	200 163	164 124	576 235	596 436	357 686	361 312
3 PHOTO FILM ROLL UNEXPOSD	182 468	158 427	835 424	786 660	517 656	476 039
4 PHOTO PAPER ETC.UNEXPOSD	349 221	238 798	483 292	352 207	301 175	212 744
5 PHOTO FILM, EXPOSD, UNDEVD	1 670	1 433	4 885	7 200	3 012	4 331
6 PHOTO FILM, EXPOSED DEVPD	1 873	2 173	93 690	95 019	57 968	57 345
883 CINE.FILM EXPOSD.DEVELPD	712	1 089	8 243	13 236	5 052	7 967
1 CINE FILM, 35MM+, DEVELOPED	646	1 017	6 708	11 034	4 113	6 644
9 OTH.CINE FILM EXPSD, DEVD	66	72	1 535	2 202	939	1 323
884 OPTICAL GOODS NES	44 565	46 745	1 310 546	1 250 114	809 810	756 843
1 OPTC.FIBR.LENS ETC.UNMNT	16 687	17 274	416 315	346 538	258 327	209 763
2 SPECTACLES AND FRAMES	21 665	23 346	564 690	583 433	347 918	353 288
3 LENSES, PRISMS, ETC.MOUNTD	6 213	6 125	329 541	320 143	203 565	193 792
885 WATCHES AND CLOCKS	131 587	126 285	1 880 519	1 749 801	1 168 220	1 057 027
3 WATCHES, PREC.METAL CASES	165	159	272 007	249 917	169 048	150 863
4 WATCHES, OTHER THAN P.MTL	22 921	21 974	1 026 443	957 253	639 128	578 195
5 WATCH MOVEMENTS, ASSEMBLD	266	327	40 499	46 077	24 979	27 917
7 CLOCKS	73 021	70 267	165 607	160 785	102 752	97 027
9 TIME MEASURING EQUIP.NES	35 214	33 558	375 963	335 769	232 313	203 025
891 ARMS AND AMMUNITION	77 289	75 177	255 197	261 381	157 106	158 218
1 ARMD.FIGHT.VEHCL, WEAPONS	1 964	1 849	41 407	37 642	25 440	22 765
2 BOMB, MINES, MISSL. AMM. ETC	61 007	59 749	107 559	120 148	66 024	72 797
3 NON-MILITARY ARMS	10 505	9 798	76 809	75 615	47 427	45 757
9 PARTS, ACCESSOR.OF WEAPON	3 813	3 781	29 422	27 976	18 215	16 899
892 PRINTED MATTER	3 811 143	2 754 925	2 373 144	2 139 434	1 467 753	1 292 925
1 PRINTED BOOKS, GLOBES ETC	1 366 724	839 567	866 097	830 534	535 591	502 300
2 NEWSPAPER, PERIODICAL, ETC	808 943	690 458	499 635	412 977	308 034	249 180
4 POSTCARDS, TRANSFERS ETC.	51 491	52 153	128 749	123 137	79 454	74 507
8 PRINTED MATTER, NES	1 583 985	1 172 747	878 663	772 786	544 674	466 938
893 ARTICLES, NES, OF PLASTICS	7 913 446	6 669 980	5 540 134	4 873 727	3 426 720	2 949 665
1 PLASTIC CONTAINERS ETC.	2 981 944	2 520 495	1 364 916	1 186 327	844 949	717 824
2 BUILDERS'WARE, PLASTICS	1 411 374	1 128 674	1 094 796	896 694	678 631	542 643
3 PLASTIC FLR,WALL,COVERNG	1 427 977	1 375 882	951 563	934 102	587 710	565 514
9 PLASTIC ARTICLES NES	2 092 151	1 644 929	2 128 859	1 856 604	1 315 430	1 123 684
894 BABY CARRIAGE, TOYS, GAMES	2 951 860	2 768 267	4 495 137	4 347 771	2 793 114	2 626 897
1 BABY CARRIAGES, PARTS, NES	52 695	65 446	65 609	67 814	40 409	41 012
2 CHILDREN'S TOYS	1 353 945	1 386 195	2 068 330	2 143 068	1 281 825	1 295 228
3 FUNFAIR, TABLE GAME ARTCL	366 435	305 935	977 969	860 074	611 612	518 648
4 FESTIVE ARTICLES ETC.NES	278 666	267 230	304 508	329 472	192 615	198 630
6 FAIRGROUND AMUSEMNTS ETC	28 513	21 659	35 124	39 915	21 400	20 463
7 SPORTS GOODS	871 606	721 802	1 043 596	913 428	645 253	552 716
895 OFFICE, STATIONERY SUPPLS	357 488	301 331	711 653	646 682	440 778	391 203
1 BASE METAL OFFICE SUPPLS	146 739	104 152	77 091	59 061	47 863	35 743
2 PENS, PENCILS, FOUNTN.PENS	116 519	96 893	316 066	275 190	195 618	166 318
9 OTH.OFFICE, STATNRY. SUPPL	94 230	100 286	318 496	312 431	197 297	189 142
896 WORKS OF ART, ANTIQUE ETC	26 756	25 340	552 024	518 259	341 984	313 204
1 HAND PAINTNGS, DRAWING ETC	5 621	6 105	285 341	228 796	164 863	138 281

4 IMPORTS AND EXPORTS (SPECIAL TRADE) BY GROUPS AND SUBGROUPS OF THE SITC-REV. III
4.1 IMPORTS

GROUP / SUBGROUP	1994 DT = 100 KG	1993	1994 1 000 DM	1993	1994 1 000 \$	1993
2 ORIGINAL PRINTS ETC.	283	306	24 311	21 087	14 954	12 727
3 ORIGINAL SCULPTURES ETC.	3 160	3 866	49 356	38 261	30 715	23 130
4 STAMPS FOR PHILATELY	4 827	3 852	104 511	116 952	64 524	70 576
5 COLLECTIONS SCIENTIFC.ETC	2 385	1 273	42 862	50 069	26 505	30 280
6 ANTIQUES OVER 100YRS OLD	10 480	9 938	65 643	63 094	40 323	38 200
897 GOLD,SILVERWARE,JEWEL NES	35 677	38 340	1 406 111	1 439 436	871 253	868 115
2 IMITATION JEWELLERY	27 703	30 176	252 242	270 219	155 850	163 333
3 GOLD,SILVER JEWELRY,WARE	7 891	7 539	1 142 855	1 158 752	708 500	698 486
4 OTHR.ARTICLES,PREC.METAL	83	625	11 014	10 465	8 903	6 296
898 MUSICAL INSTRUMENTS,ETC.	1 288 830	1 121 141	4 729 463	4 290 682	2 918 902	2 591 892
1 STRING MUSICAL INSTRUMNT	47 840	39 066	94 901	79 385	58 857	47 999
2 MUSICAL INSTRUMENTS NES	66 751	64 677	320 150	318 875	199 324	192 524
4 MAGNETIC TAPE,UNRECORDED	645 622	535 292	1 215 525	1 056 656	751 843	638 495
5 OTH.BLANK RECORDNG MEDIA	97 323	99 436	348 194	420 665	214 055	255 403
6 MAGNETIC TAPES, RECORDED	68 846	49 497	323 227	267 114	199 718	161 029
7 OTHER RECORDED MEDIA	335 505	312 626	2 357 554	2 081 534	1 452 232	1 256 299
9 PARTS,MUSICAL INSTRUMENT	26 943	20 547	69 912	66 453	43 073	40 143
899 MISC MANUFCTRD GOODS NES	1 818 352	1 609 112	2 655 487	2 512 797	1 640 728	1 519 251
1 CARVED,MOULDED GOODS NES	7 543	8 501	23 783	23 162	14 615	14 028
2 ARTIFICIAL FLOWERS ETC.	195 192	165 935	318 826	296 321	198 124	178 872
3 CANDLES,MATCHES,ETC.	655 326	523 142	325 875	317 191	201 960	191 459
4 UMBRELLAS,WALKING-STICKS	333 308	276 553	252 736	250 215	154 676	151 589
6 ARTIFICIAL AIDS,DISABLED	18 971	19 656	1 003 863	911 420	620 674	550 830
7 BASKETS,BROOMS,BRUSH,ETC	466 320	462 947	352 901	336 501	217 560	203 635
8 SMALL-WARES,TOILETRS NES	85 684	82 972	275 653	262 863	170 333	159 152
9 MANUFACTURED GOODS,NES.	56 008	69 406	101 850	115 124	62 786	69 686
931 SPEC.TRANSACT.NOT CLASSD	6 440 857	7 507 784	19 738 070	26 773 460	12 139 712	16 239 831
961 COIN NONGOLD NONCURRENT	4 449	1 196	123 719	97 905	76 358	59 173
971 GOLD,NONMONTRY EXCL ORES	2 982	2 552	2 039 230	2 360 178	1 263 964	1 428 406
972 MONETARY GOLD,GOLD COINS	53	138	157 114	292 414	96 841	178 536
TOTAL	4 631 495 011	4 230 832 131	616 955 365	566 495 199	381 635 757	342 737 248

4 IMPORTS AND EXPORTS (SPECIAL TRADE) BY GROUPS AND SUBGROUPS OF THE SITC-REV. III
4.2 EXPORTS

GROUP / SUBGROUP	1994 DT = 100 KG	1993	1994 1 000 DM	1993	1994 1 000 \$	1993
001 LIVE ANIMALS	3 323 556	2 960 862	1 054 661	857 146	652 146	518 050
1 BOVINE ANIMALS, LIVE	2 449 128	2 042 795	784 355	572 190	485 294	345 391
2 SHEEP AND GOATS, LIVE	20 071	59 344	6 615	21 234	4 043	12 897
3 SWINE, LIVE	373 072	413 971	104 387	117 530	64 141	71 794
4 POULTRY, LIVE	455 109	412 705	98 844	87 939	61 176	52 812
5 EQUINE SPECIES, LIVE	23 181	23 620	46 768	43 137	29 055	26 020
9 LIVE ANIMALS, NES	2 995	8 427	13 692	15 116	8 437	9 136
011 BOVINE MEAT	4 072 357	5 074 878	1 917 654	2 199 922	1 183 002	1 330 034
1 BOVINE MEAT,FRSH,CHILLED	2 448 487	2 409 783	1 510 079	1 540 119	932 653	931 458
2 BOVINE MEAT, FROZEN	1 623 870	2 665 095	407 575	659 803	250 349	398 576
012 OTHER MEAT, MEAT OFFAL	2 598 438	2 406 678	743 587	682 086	459 780	412 220
1 MEAT OF SHEEP OR GOATS	6 638	14 604	4 700	8 954	2 856	5 412
2 MEAT OF SWINE	1 520 848	1 271 274	429 615	381 517	265 491	230 490
3 POULTRY, MEAT AND OFFAL	622 149	714 401	186 856	187 660	115 456	113 514
4 MEAT OF HORSES,MULES,ETC	649	478	275	191	175	117
5 EDIBLE OFFAL	416 680	383 806	90 461	78 547	55 823	47 528
9 MEAT,EDIBLE OFFAL, NES	31 474	22 115	31 680	25 217	19 979	15 159
016 MEAT,ED.OFFL,DRY,SLT,SMK	146 088	151 014	105 657	109 497	65 219	66 184
1 PIGMEAT,DRY,SALT,SMOKED	144 499	148 323	104 245	107 663	64 353	65 087
8 OTH.MEAT,OFF.DRY,SMK,SLT	1 589	2 691	1 412	1 834	866	1 097
017 MEAT,OFFL.PRPD,PRSRV,NES	778 110	763 043	516 609	546 586	319 467	330 014
1 EXTRACT, JUICE MEAT,FISH	597	660	872	1 611	536	976
2 SAUSAGE OF MEAT,OFFL,ETC	459 375	443 076	302 830	310 539	186 702	187 473
3 LIVER,PREPRD,PRSRVD,NES	12 487	9 928	7 836	8 049	4 863	4 862
4 POULTRY,PRPRD,PRSRVD,NES	84 183	109 936	72 566	98 081	44 992	59 222
5 PORK,PREPRD,PRSRVD,NES	176 050	165 185	108 103	104 974	67 151	63 381
6 BOV.MEAT,PRPD,PRSRVD,NES	42 702	29 319	22 591	20 476	14 108	12 393
9 OTH.MEAT,PRPD,PRSRVD NES	2 716	4 939	1 811	2 856	1 115	1 707
022 MILK AND CREAM	33 592 625	32 147 101	4 139 082	4 580 063	2 554 233	2 773 819
1 MILK EX.CONCENTD.SWEETND	19 596 846	19 125 127	1 471 564	1 498 348	911 550	905 554
2 MILK CONCENTD.,SWEETENED	6 734 857	7 955 409	1 949 737	2 413 111	1 199 015	1 463 399
3 MILK PRODUCTS	2 232 163	1 926 512	552 497	507 490	341 335	307 187
4 WHEY, MILK PRODUCTS NES	5 028 759	3 140 053	165 284	161 114	102 333	97 679
023 BUTTER,OTHER FAT OF MILK	551 331	712 554	255 407	355 361	155 882	216 308
024 CHEESE AND CURD	3 869 382	3 575 711	2 287 518	2 226 747	1 413 347	1 344 755
1 CHEESE, POWDERED, GRATED	11 959	11 014	14 936	10 441	9 099	6 278
2 PROCESSED CHEESE, WHOLE	624 589	604 811	392 959	394 329	243 401	236 492
3 BLUE-VEINED CHEESE	87 160	90 166	90 256	94 470	55 874	57 098
9 OTHER CHEESE; CURD	3 145 674	2 869 720	1 789 367	1 727 507	1 104 973	1 042 887
025 EGGS,BIRDS,YOLKS,ALBUMIN	706 894	523 796	144 437	121 575	89 677	73 654
1 BIRDS' EGGS, IN SHELL	562 986	411 535	97 840	79 469	60 772	48 251
2 BIRD EGGS UNSHELLED;YOLKS	87 137	67 373	22 861	19 197	14 268	11 607
3 EGG ALBUMIN	56 771	44 888	23 736	22 909	14 637	13 796
034 FISH,FRESH,CHILLED,FROZN	1 301 079	1 100 425	452 699	355 460	279 797	214 667
1 FISH,FRESH,CHILLED,WHOLE	402 795	204 712	190 884	127 926	118 157	77 037
2 FISH,FROZEN EX.FILLET	390 628	476 623	44 296	54 925	27 190	33 243
4 FISH FILLETS, FROZEN	395 037	267 351	185 729	138 461	114 978	83 755
5 FISH FILLETS,FRSH,CHILLD	112 619	151 739	31 790	34 148	19 472	20 632
035 FISH, DRIED, SALTED, SMOKED	30 378	25 053	29 860	26 839	18 504	16 136
1 FISH, DRIED, SALTED	5 202	4 219	6 191	3 664	3 921	2 229
2 FISH SALTED DR IN BRINE	16 728	10 574	9 854	6 033	5 982	3 656
3 FISH, SMOKED	8 007	8 867	13 617	16 844	8 477	10 071
4 FISH LIVER,ROE,DRD,SMKD.	33	160	24	78	15	47
5 FISH MEAL, FIT FOR FOOD	408	1 233	174	220	109	133
036 CRUSTACEANS,MOLLUSCS ETC	147 033	293 327	74 595	64 805	46 698	39 101
1 CRUSTACEANS, FROZEN	20 918	12 678	23 826	14 447	14 926	8 721
2 CRUSTACEANS, NOT FROZEN	72 324	49 919	36 005	24 190	22 598	14 634
3 MOLLUSCS	53 791	230 730	14 764	26 168	9 174	15 746
037 FISH ETC.PREPD,PRSRV,NES	837 503	772 751	434 044	425 599	268 551	256 769
1 FISH,PREPRD,PRSRVD,NES	814 395	754 268	406 352	402 222	251 314	242 675
2 CRUSTACEA,MOLL.C.PRPD NES	23 108	18 483	27 692	23 377	17 237	14 094
041 WHEAT, MESLIN, UNMILLED	55 242 531	38 124 283	1 343 240	1 024 465	827 004	619 105
1 DURUM WHEAT, UNMILLED	222 064	92 890	7 404	3 949	4 694	2 401
2 OTH.WHEAT,MESLIN,UNMLLED	55 020 467	38 031 393	1 335 836	1 020 516	822 310	616 704
042 RICE	527 103	503 581	66 677	63 810	41 352	38 491
1 RICE IN THE HUSK	1 350	2 553	377	440	227	257
2 RICE HUSKED	19 155	17 443	3 171	2 476	1 920	1 491
3 RICE,MILLED,SEMI-MILLED	506 598	483 585	63 129	60 894	39 205	36 743
043 BARLEY, UNMILLED	25 799 911	18 096 624	425 632	365 862	263 000	220 498
044 MAIZE UNMILLED	3 199 084	2 186 646	130 040	110 259	80 167	66 693
1 MAIZE SEED	43 957	38 413	24 855	19 379	14 945	11 866
9 MAIZE, OTHER UNMILLED	3 155 127	2 148 233	105 185	90 880	65 222	54 827
045 OTHER CEREALS, UNMILLED	5 897 310	10 831 858	106 250	231 666	65 269	141 898

4 IMPORTS AND EXPORTS (SPECIAL TRADE) BY GROUPS AND SUBGROUPS OF THE SITC-REV. III
4.2 EXPORTS

GROUP / SUBGROUP	1994 DT = 100 KG	1993	1994 1 000 DM	1993	1994 1 000 \$	1993
1 RYE, UNMILLED	5 745 591	10 731 429	99 736	226 739	61 244	138 924
2 OATS, UNMILLED	128 771	85 127	4 216	3 332	2 592	2 015
3 GRAIN SORGHUM, UNMILLED	118	181	31	16	18	9
9 BUCKWHEAT ETC. UNMILLED	22 830	15 121	2 267	1 579	1 415	950
046 MEAL, FLOUR OF WHEAT, MSLN	5 631 353	5 954 722	240 532	247 940	147 575	150 368
1 FLOUR OF WHEAT, MESLIN	5 347 279	5 561 898	223 945	227 527	137 308	138 024
2 GROATS, MEAL, PELLTS, WHEAT	284 074	392 824	16 587	20 413	10 267	12 344
047 OTHER CEREAL MEAL, FLOURS	1 648 226	1 597 885	43 426	44 900	26 932	27 202
1 OTHER CEREAL FLOURS	166 232	305 895	9 804	17 436	6 037	10 602
2 CEREAL GROAT, MEAL, PELLTS	1 481 994	1 291 990	33 622	27 464	20 895	16 600
048 CEREAL PREPARATIONS	9 056 359	7 399 859	2 076 407	1 913 902	1 286 574	1 156 833
1 CEREAL GRAINS, PREPRD NES	1 129 037	1 115 098	346 365	341 343	214 110	206 682
2 MALT, INCL. MALT FLOUR	4 020 548	2 940 344	181 400	148 842	112 963	89 839
3 PASTA, UNCOOKED, UNPREPRD.	320 970	182 779	56 057	42 532	34 810	25 807
4 BREAD, BAKED GOODS	3 270 785	2 863 410	1 410 810	1 295 304	874 192	782 657
5 MIXES, DOUGHS FOR 048.4	315 019	298 228	81 775	85 881	50 399	51 868
054 VEGETABLES	11 289 347	9 102 292	611 447	524 233	374 416	317 750
1 POTATOES, FRESH, CHILLED	8 964 362	7 019 395	160 866	108 924	100 104	66 036
2 LEGUMES, DRIED, SHELLD	155 480	106 359	20 773	16 284	12 560	9 943
3 TOMATOES, FRESH, CHILLED	63 250	20 895	11 119	3 596	6 772	2 180
5 OTH. FRSH, CHLL. VEGETABLES	870 124	734 938	76 289	76 620	46 828	46 312
6 VEGETABLES FROZEN	328 436	292 998	56 600	59 557	35 012	36 033
7 VEGETABLES PRVD, PRESERVD	13 250	14 942	6 135	5 073	3 880	3 077
8 VEG. PRODUCTS, ROOTS, TUBRS	894 445	912 765	279 665	254 179	169 260	154 169
056 VEGETABLES, PRPD, PRSVD, NES	1 921 884	1 607 493	486 057	431 691	301 602	260 869
1 VEGETABLES, DRIED	105 226	112 356	88 452	91 192	54 718	55 146
4 FRUIT, VEG. FLOUR, MEAL, FLK	174 011	139 171	36 371	31 668	22 491	19 157
6 VEGETABLE, UNPICKLED FRZN	636 196	502 513	96 633	75 133	60 603	45 438
7 VEG. PREPARED, PRESERVD, NES	1 006 451	853 453	264 601	233 698	163 790	141 128
057 FRUIT, NUTS EXCL. OIL NUTS	2 503 761	1 999 017	471 854	385 977	292 697	232 579
1 ORANGES, ETC.	395 943	290 414	40 507	30 614	24 675	18 341
2 OTH. CITRUS, FRESH, DRIED	95 758	73 578	9 980	8 012	6 176	4 817
3 BANANAS, FRESH OR DRIED	469 524	361 929	69 180	43 519	42 720	26 371
4 APPLES, FRESH	502 280	388 079	39 561	29 521	24 360	17 910
5 GRAPES, FRESH OR DRIED	162 604	140 960	26 920	20 726	17 022	12 463
6 FIGS, FRESH OR DRIED	12 616	10 748	3 861	3 843	2 327	2 304
7 EDIBLE NUTS FRESH, DRIED	335 520	298 024	167 489	152 099	103 771	91 593
9 FRUIT, FRESH, DRIED, NES	529 516	435 285	114 556	97 703	71 646	58 780
058 FRUIT, PRESERVED, PREPARED	1 634 559	1 452 974	578 850	521 468	358 514	315 365
1 JAMS, JELLIES, MARMALADES	263 360	214 523	69 587	59 183	42 992	35 879
2 FRUIT, NUTS PRVD, PRESERVD	12 928	7 513	3 929	2 127	2 467	1 279
3 FRUIT, NUTS, FROZEN	237 391	223 695	56 653	52 901	35 149	31 907
9 FRUIT, NUTS, PRSVD, PPD, NES	1 120 880	1 007 243	448 681	407 257	277 906	246 300
059 FRUIT, VEGETABLE JUICES	6 108 971	4 184 238	751 085	589 385	463 742	356 513
1 ORANGE JUICE	3 149 000	1 961 082	266 905	178 562	165 032	107 907
2 GRAPEFRUIT JUICE	79 977	58 614	11 133	7 454	6 847	4 522
3 JUICE, OTHER CITRUS FRUIT	9 739	8 899	2 287	1 867	1 415	1 124
9 JUICES, OTHER THAN CITRUS	2 870 255	2 155 643	470 760	401 502	290 448	242 960
061 SUGARS, MOLASSES, HONEY	18 558 189	20 607 259	1 254 585	1 255 527	778 284	759 636
1 SUGARS, BEET OR CANE, RAW	32 640	550 881	2 542	54 505	1 511	32 870
2 OTHER BEET, CANE SUGAR	14 075 802	16 055 920	960 447	888 614	596 291	532 618
5 MOLASSES	1 539 113	1 142 243	27 233	25 241	16 826	15 204
6 NATURAL HONEY	142 916	138 053	49 638	45 743	30 653	27 632
9 OTHER SUGARS	2 767 718	2 720 162	214 725	241 424	133 003	145 312
062 SUGAR CONFECTIONERY	1 201 484	1 024 353	560 786	479 599	347 518	290 039
1 FRUIT, ETC. PRSVD. BY SUGAR	2 561	5 927	1 839	2 900	1 139	1 718
2 SUGAR CONFECTIONERY	1 198 923	1 018 426	558 947	476 699	346 379	288 321
071 COFFEE, COFFEE SUBSTITUTE	1 685 303	1 586 261	1 320 196	1 001 541	821 222	605 293
1 COFFEE, NOT ROASTED	697 438	669 403	324 897	215 868	202 434	130 608
2 COFFEE, ROASTED	714 103	670 986	514 517	385 670	320 267	232 726
3 EXTRACTS, ETC. OF COFFEE	273 762	245 872	480 782	400 003	298 521	241 959
072 COCOA	1 121 654	971 060	338 383	267 773	208 266	162 035
1 COCOA BEANS	46 979	16 824	10 292	3 153	6 184	1 917
2 COCOA POWDER, UNSWEETENED	291 366	237 123	59 194	55 629	36 610	33 753
3 COCOA PASTE	541 096	452 698	185 763	132 168	114 522	79 870
4 COCOA BUTTER, FAT OR OIL	149 189	130 884	82 111	75 600	50 317	45 760
5 COCOA SHELLS, HUSKS, SKINS	93 024	133 531	1 023	1 223	633	735
073 CHOCOLATE, OTH. COCOA PREP	3 261 409	2 189 541	1 829 199	1 218 105	1 142 006	735 307
1 COCOA POWDER, SWEETENED	184 515	125 382	64 515	43 194	40 102	26 307
2 OTH. COCOA PREP. OVER 2KG.	474 484	378 966	186 929	142 131	115 164	85 914
3 OTH. COCOA PREP. LESS 2KG.	1 494 233	775 183	868 010	465 863	544 986	281 094
9 FOOD PREP. WITH COCOA, NES	1 108 177	910 010	709 745	566 917	441 754	341 992
074 TEA AND MATE	138 048	126 755	114 143	112 807	70 636	68 163
1 TEA	128 999	117 764	98 060	94 499	60 708	57 070
3 MATE; EXTRACTS, ETC. OF TEA	9 049	8 991	16 083	18 308	9 928	11 093
075 SPICES	113 619	103 109	100 442	96 966	61 817	58 439

4 IMPORTS AND EXPORTS (SPECIAL TRADE) BY GROUPS AND SUBGROUPS OF THE SITC-REV. III
4.2 EXPORTS

GROUP / SUBGROUP	1994 DT = 100 KG	1993	1994 1 000 DM	1993	1994 1 000 \$	1993
1 PEPPER, DRY, CRUSHD, GROUND	43 593	40 013	28 508	27 377	17 622	16 529
2 SPICES, EX. PEPPER, PIMENTO	70 026	63 096	71 934	69 589	44 196	41 910
081 ANIMAL FEED STUFF	43 099 644	43 016 024	2 172 761	2 242 766	1 342 730	1 356 872
1 HAY, FODDER, GREEN OR DRY	2 130 441	2 530 448	33 498	36 845	20 728	22 267
2 BRAN, SHARPS, OTH. RESIDUES	2 059 269	2 298 949	42 965	54 896	26 512	33 270
3 OIL-CAKE, OILSEED RESIDUE	20 241 954	20 277 649	648 550	665 741	399 718	402 200
4 FLR, ETC. MEAT, FSH, AN, FEED	5 078 972	3 318 318	306 315	198 924	189 192	120 321
5 VEGETABLE RESIDUES, WASTE	4 294 798	4 257 881	52 920	59 026	32 880	35 716
9 FOOD WASTE, ANIMAL FEEDS	9 294 210	10 332 779	1 088 513	1 227 334	673 700	743 098
091 MARGARINE AND SHORTENING	932 131	1 100 038	150 732	171 230	93 473	103 875
098 EDIBLE PROD. PREPRTNS, NES	4 596 069	4 508 175	1 991 468	1 924 193	1 229 071	1 164 369
1 HOMOGENIZED FOOD PREPTNS	140 499	220 756	62 891	103 150	38 596	62 704
4 SAUCE, SEASONING, CONDIMENT	1 004 975	968 989	244 913	236 969	151 219	143 147
5 SOUPS AND BROTHS	166 442	186 353	83 560	94 478	51 607	57 184
6 YEASTS	278 509	374 674	31 026	26 010	19 146	15 724
9 FOOD PREPARATIONS, NES	3 005 644	2 757 403	1 569 078	1 463 586	968 503	885 610
111 NON-ALCOHOL. BEVERAGE, NES	85 669 191	87 233 653	405 065	373 949	250 777	226 525
112 ALCOHOLIC BEVERAGES	14 102 262	12 185 165	2 592 828	2 085 425	1 609 321	1 258 357
1 WINE OF FRESH GRAPES	3 355 141	3 062 916	796 263	699 004	496 703	422 129
2 FERMENTED BEVERAGES, NES	159 395	144 079	35 890	34 206	22 589	20 492
3 BEER ETC. MADE FROM MALT	7 783 338	7 242 964	993 970	913 758	615 109	552 349
4 SPIRITS	2 804 388	1 735 206	766 705	438 457	474 920	263 387
121 TOBACCO, UNMANUFACTURED	275 367	163 679	152 111	105 845	94 611	63 637
1 TOBACCO, NOT STRIPPED, ETC	51 259	34 725	22 990	15 570	14 354	9 426
2 TOBACCO, STEMMED, STRIPPED	159 042	86 016	124 841	87 332	77 539	52 436
3 TOBACCO REFUSE	65 066	42 938	4 280	2 943	2 658	1 775
122 TOBACCO, MANUFACTURED	1 007 007	902 403	2 132 256	1 948 890	1 325 476	1 177 251
1 CIGARS, CHEROOT, CIGARILLO	2 831	2 940	28 980	26 167	18 024	15 801
2 CIGARETTES CONTG. TOBACCO	922 560	821 827	2 009 995	1 812 276	1 249 623	1 094 603
3 OTH. MANUFACTURED TOBACCO	81 616	77 636	93 281	110 447	57 829	66 847
211 HIDES, SKINS (EX. FURS), RAW	1 504 322	1 438 918	470 102	389 959	290 244	236 356
1 BOVINE, EQUINE HIDES, SKIN	1 286 112	1 215 763	406 722	322 586	251 137	195 459
2 WHOLE BOVIN. HIDE <BKG DRY	44 680	101 209	25 794	37 903	15 735	23 094
4 GOAT, KID SKIN, EX. FURSKIN	363	136	464	309	289	188
6 SHEEP SKIN, EXCPT. FURSKIN	94 347	64 262	19 825	10 768	12 371	6 503
7 SHEEP SKIN WITHOUT WOOL	473	640	301	354	190	216
9 HIDE, SKIN NES, LTHR. WASTE	78 347	56 908	16 996	18 039	10 532	10 896
212 FURSKINS, RAW	3 038	2 481	60 231	46 683	36 808	28 073
1 MINK SKINS, RAW, WHOLE	1 460	1 685	42 519	38 581	26 012	23 215
2 OTHER RAW FURSKINS	1 568	796	17 627	8 097	10 744	4 855
3 FUR PCS. ETC. FURRIER USE	10	-	85	5	52	3
222 OILSEED (SFT. FIX VEG. OIL)	6 358 483	8 066 289	318 338	337 485	196 104	203 516
1 GROUNDNUTS (PEANUTS)	91 746	49 986	16 356	8 303	10 115	4 969
2 SOYA BEANS	129 576	74 293	6 459	5 393	4 034	3 262
4 SUNFLOWER SEEDS	357 821	321 701	24 619	18 323	15 131	11 076
5 SESAME (SESAMUM) SEEDS	13 536	9 385	3 097	2 021	1 895	1 219
6 RAPE, COLZA, MUSTARD SEEDS	5 765 804	7 610 851	267 807	303 427	164 929	182 982
7 SAFFLOWER SEEDS	-	73	0	18	-	8
223 OILSEED (OTH. FIX. VEG. OIL)	176 640	115 717	18 408	12 867	11 313	7 754
1 COPRA	-	-	4	-	2	-
4 LINSEED	73 881	48 707	4 989	3 877	3 078	2 344
5 CASTOR OIL SEEDS	-	1	5	12	2	8
7 OIL SEEDS, ETC. NES	17 715	15 254	6 623	4 927	4 047	2 965
9 FLOUR, MEAL, FROM OILSEEDS	85 044	51 755	6 787	4 051	4 184	2 437
231 NATURAL RUBBER, ETC.	151 869	111 088	29 697	21 678	18 465	13 077
1 NATURAL RUBBER LATEX	74 570	39 885	13 218	8 602	8 223	5 206
2 NATURAL RUBBER EXC. LATEX	77 292	70 717	16 474	13 018	10 241	7 836
3 OTHER NATURAL GUMS	7	486	5	58	1	35
232 SYNTHETIC RUBBER, ETC.	4 807 583	4 124 129	879 290	737 006	544 387	446 209
1 SYNTHETIC RUBBER	4 608 031	3 963 063	866 082	724 380	536 135	438 566
2 RECLMD. UNHD. RUBBER; WASTE	199 552	161 066	13 208	12 626	8 252	7 643
244 CORK, NATURAL, RAW; WASTE	502	1 084	352	601	202	351
245 FUEL WOOD, WOOD CHARCOAL	291 735	107 830	6 266	4 320	3 836	2 626
246 WOOD IN CHIPS, PARTICLES	17 127 755	14 226 586	129 716	115 019	80 135	69 474
1 WOOD IN CHIPS, PARTICLES	10 069 488	5 734 267	69 789	42 652	43 071	25 677
2 SAWDUST, WOOD WASTE, SCRAP	7 058 267	8 492 319	59 927	72 367	37 064	43 797
247 WOOD ROUGH, ROUGH SQUARED	36 161 412	33 111 759	468 141	450 823	289 274	272 667
3 WOOD ROUGH, PAINTED, PRSTD	209 036	513 728	5 785	9 721	3 612	5 887
4 WOOD, CONIF, ROUGH, UNTRTD	29 393 819	26 385 310	377 755	355 551	233 896	214 874
5 WOOD, NON-CONIF, ROUGH, UNT	6 558 557	6 212 721	84 601	85 551	51 766	51 906
248 WOOD, SIMPLY WORKED	13 002 960	8 284 128	857 202	607 030	530 429	367 086
1 RAILWAY, TRAMWAY SLEEPERS	153 365	118 956	9 129	7 547	5 676	4 621
2 WOOD, CONIFER, SAWN	9 556 262	5 837 860	503 642	305 957	311 685	184 886
3 WOOD, CONIF, WORKED, SHAPED	393 754	353 762	82 740	74 738	51 178	45 177
4 WOOD, NON-CONIFER, SAWN	2 780 510	1 833 467	209 265	167 307	129 438	101 241

4 IMPORTS AND EXPORTS (SPECIAL TRADE) BY GROUPS AND SUBGROUPS OF THE SITC-REV. III
4.2 EXPORTS

GROUP / SUBGROUP	1994 DT = 100 KG	1993	1994 1 000 DM	1993	1994 1 000 \$	1993
5 WOOD, NON-CONIF. WRKD, SHPD	119 069	140 083	52 426	51 481	32 452	31 161
251 PULP AND WASTE PAPER	26 537 039	23 609 677	589 981	340 276	369 290	205 860
1 WASTE, SCRAP PAPER, PBOARD	24 218 386	21 592 609	353 680	144 237	222 756	87 228
2 MECHANICAL WOOD PULP	24 709	40 322	1 400	2 001	862	1 215
3 CHEM. WOOD PULP, DISSOLVNG	95 269	125 992	5 821	5 489	3 723	3 312
4 CHEM. WOOD PULP, SODA, UNBL	6 750	4 466	481	339	288	206
5 CHEM. WOOD PULP, SODA, BLCH	175 275	158 895	14 299	11 106	8 847	6 767
6 CHEM. WOOD PULP, SULPHITE	1 747 445	1 471 075	172 659	137 606	107 073	83 254
9 SEMI-CHEMICAL PULPS	269 205	216 318	41 641	39 498	25 741	23 878
261 SILK	16 332	17 954	46 943	37 219	28 990	22 535
3 RAW SILK (NOT THROWN)	7 028	5 335	33 162	23 589	20 649	14 278
4 SILKWORM COCOONS & WASTE	9 304	12 619	13 781	13 630	8 341	8 257
263 COTTON	596 520	560 274	124 263	101 541	77 005	61 653
1 COTTON, NOT CARDED, COMBED	164 391	138 699	46 393	35 956	28 991	21 912
2 COTTON LINTERS	168 774	174 270	29 368	32 667	18 051	19 816
3 COTTON WASTE	255 390	244 030	41 701	30 994	25 747	18 765
4 COTTON, CARDED OR COMBED	7 965	3 275	6 801	1 924	4 216	1 160
264 JUTE, OTH. TEXTL. BAST FIBR	9 478	3 185	1 027	492	646	295
1 JUTE, TEXTL. BAST FIBR, RAW	68	394	25	148	15	89
9 OTHER JUTE ETC.	9 410	2 791	1 002	344	631	206
265 VEGETABLE TEXTILE FIBRES	30 295	28 367	8 632	5 759	5 272	3 464
1 FLAX, WASTE FLAX	14 342	9 436	4 768	2 070	2 914	1 245
2 TRUE HEMP, WASTE TRUE HMP	472	221	953	486	586	288
4 SISAL, AGAVE FIBRES, WASTE	1 935	6 257	213	267	134	158
5 ABACA, MANILA HEMP, WASTE	-	22	0	9	-	5
7 COCONUT FIBRE AND WASTE	10 896	8 370	1 211	843	740	507
8 VEG. TEXTILE FIBRES, NES	2 650	4 061	1 487	2 084	898	1 261
266 SYNTHETIC FIBRES	4 157 441	3 704 059	1 229 909	1 078 326	759 513	652 907
5 SYNTH. STAPLE FIBRE, UNPRD	3 110 278	2 677 791	937 830	794 252	579 066	481 050
6 SYNTHETIC FILAMENT TOM	966 851	938 890	250 265	241 858	154 659	146 223
7 SYN. STAPLE FIBR, SPINING	80 312	87 378	41 814	42 216	25 788	25 634
267 OTHER MAN-MADE FIBRES	1 455 575	1 249 209	476 002	419 547	293 862	253 354
1 ARTIFICIAL FIBR, SPINNING	992 164	812 289	427 615	366 174	263 918	221 066
2 WASTE, MAN-MADE FIBRES	463 411	436 920	48 387	53 373	29 944	32 288
268 WOOL, OTHER ANIMAL HAIR	551 474	460 832	512 886	377 707	316 541	228 566
1 WOOL, GREASY	51 213	44 386	11 935	6 886	7 452	4 140
2 OTHER WOOL, UNPROCESSED	62 164	48 661	35 176	27 114	21 631	16 483
3 FINE ANIMAL HAIR, UNPROCD	14 463	13 951	54 627	40 784	33 451	24 688
5 HORSEHAIR, CRSE. ANML. HAIR	9 778	5 043	4 567	3 002	2 825	1 813
6 WASTE WOOL, ANIMAL HAIR	62 284	59 577	23 175	21 652	14 328	13 087
7 WOOL, ANIMAL HAIR, CARDED	351 572	289 214	383 406	278 269	236 854	168 355
269 WORN CLOTHING, TEXTL. ARTL	2 633 214	2 581 414	254 247	246 319	157 373	149 307
272 FERTILIZERS, CRUDE	1 840 007	1 021 943	27 664	22 688	16 994	13 762
1 ANIMAL, VEG., FERTILIZERS	1 055 505	320 647	13 491	9 667	8 205	5 862
2 SODIUM NITRATE	155 089	143 855	9 202	8 871	5 696	5 382
3 NATURAL CALC. PHOSPHATES	33 361	19 377	342	215	218	133
4 CRUDE NATRL. POTASS. SALTS	596 052	538 064	4 629	3 935	2 875	2 385
273 STONE, SAND AND GRAVEL	234 972 982	199 562 612	479 061	397 103	297 358	240 069
1 BUILDING, DIMENSION STONE	2 932 919	2 573 456	19 107	15 313	11 965	9 232
2 GYPSUM, LIMESTONE ETC.	10 956 785	10 446 780	69 860	62 679	43 224	37 848
3 SANDS, NATRL. NOT MTL. BRNG	83 867 766	72 517 746	106 128	94 351	65 742	57 080
4 GRAVEL, CRUSHD. STONE, AGGR	137 215 512	114 024 630	283 966	224 760	176 427	135 909
274 SULPHUR, UNRSTD. IRON PYRS	7 959 156	7 905 735	62 894	64 122	39 165	38 800
1 SULPHUR, EXCLDNG. PURIFIED	7 953 309	7 877 161	61 985	62 983	38 598	38 112
2 IRON PYRITES, UNROASTED	5 847	28 574	909	1 139	567	688
277 NATURAL ABRASIVES, NES	2 051 868	4 408 138	195 090	111 253	121 708	67 200
1 INDUSTRIAL DIAMONDS	-	-	21 814	10 316	13 644	6 189
2 NATURAL ABRASIVES, NES	2 051 868	4 408 138	173 276	100 937	108 064	61 011
278 OTHER CRUDE MINERALS	107 716 760	96 765 808	853 099	763 939	525 817	462 129
2 CLAY, REFRACT. MINERAL, NES	34 543 692	28 675 211	358 257	321 747	221 149	194 781
3 SODIUM CHLORIDE, ETC.	28 398 478	23 792 738	166 412	137 827	102 395	83 142
4 ASBESTOS	27	1 400	4	167	3	101
5 QUARTZ, MICA, FELSPAR, ETC.	2 347 485	1 758 256	45 071	34 242	27 490	20 711
6 SLAG, DROSS, ETC. NES	30 098 636	30 944 644	57 267	56 333	35 386	34 095
9 MINERALS, CRUDE, NES	12 328 442	11 593 559	226 088	213 623	139 394	129 299
281 IRON ORE, CONCENTRATES	1 216 747	1 113 786	3 048	3 697	1 915	2 228
4 ROASTED IRON PYRITES	359 188	111 036	721	230	445	139
5 IRON ORE, CONCNTR. NOT AGG	643 206	1 002 750	1 982	3 467	1 249	2 089
6 IRON ORE AGGLOMERATES	214 353	-	345	-	221	-
282 FERROUS WASTE AND SCRAP	87 187 438	85 196 815	1 894 202	1 532 055	1 163 942	928 514
1 WASTE, SCRAP OF CAST IRON	2 308 431	3 916 729	42 013	55 614	25 778	33 779
2 WASTE, SCRAP, ALLOY STEEL	6 693 661	4 582 589	385 559	291 436	237 277	177 244
3 OTHR. FERROUS WASTE, SCRAP	78 185 346	76 697 497	1 466 630	1 185 005	900 887	717 491
283 COPPER ORES, CONCENTRATES	8 618	33 513	782	2 708	470	1 689
1 COPPER ORES, CONCENTRATES	669	31 269	108	2 476	68	1 545
2 COPPER MATTES, ETC.	7 949	2 244	674	232	402	144
284 NICKEL ORES, CONCTR, MATTE	38	130	3	152	2	94

4 IMPORTS AND EXPORTS (SPECIAL TRADE) BY GROUPS AND SUBGROUPS OF THE SITC-REV. III
4.2 EXPORTS

GROUP / SUBGROUP	1994 DT = 100 KG	1993	1994 1 000 DM	1993	1994 1 000 \$	1993
1 NICKEL ORES,CONCENTRATES	36	-	1	-	1	-
2 NICKEL MATTES,SINTRS.ETC	2	130	2	152	1	94
285 ALUMINIUM ORE,CONCTR.ETC	2 468 969	2 082 489	195 056	163 871	120 918	99 093
1 ALUMINIUM ORE,CONCENTRAT	291 639	340 969	7 791	8 606	4 838	5 190
2 ALUMINA(ALUMINIUM OXIDE)	2 177 330	1 741 520	187 265	155 265	116 080	93 903
286 URANIUM,THORIUM ORES,ETC	-	424	0	1	-	1
1 URANIUM ORE,CONCENTRATES	-	424	0	1	-	1
287 ORE,CONCENTR.BASE METALS	562 060	610 552	25 117	33 544	15 683	20 383
4 LEAD ORES, CONCENTRATES	-	26 726	0	81	-	49
5 ZINC ORES, CONCENTRATES	295 393	57 810	9 348	2 609	5 957	1 609
6 TIN ORES, CONCENTRATES	246	11	85	4	54	2
7 MANGANESE ORES,CONCENTRS	125 869	365 312	1 155	5 091	683	3 072
8 ORE ETC.MOLYBDN.NIOB.ETC	45 125	45 463	11 161	21 929	6 923	13 328
9 OTH.NON-FERR.ORE,CONCNTR	95 427	115 230	3 368	3 830	2 066	2 323
288 NON-FERROUS WASTE,SCRAP	8 542 915	7 606 584	1 269 536	986 003	787 781	597 920
1 ASH, RESIDUES METALS NES	1 970 291	1 950 145	106 520	118 934	65 263	71 986
2 OTH.NON-FERR.METAL WASTE	6 572 624	5 656 439	1 163 016	867 069	722 518	525 934
289 PREC.METAL ORES,CONCNTRTS	28 282	15 800	75 964	43 873	47 390	26 564
1 PREC.MTL.ORE,CONCNTRATS	-	-	51	14	27	6
2 PREC.METAL WASTE,SCRAP	28 282	15 800	75 913	43 859	47 363	26 558
291 CRUDE ANIMAL MATERLS.NES	2 580 897	3 052 726	429 274	384 471	265 927	232 111
1 BONE,HORN,IVOR.CORAL,ETC	1 205 029	1 762 799	33 056	31 172	20 392	18 811
9 OTH.ANIMAL MATERIALS NES	1 375 868	1 289 927	396 218	353 299	245 535	213 300
292 CRUDE VEG.MATERIALS, NES	1 305 867	1 217 784	1 012 789	982 221	621 017	595 377
2 NATURAL GUMS,RESINS,ETC.	48 491	43 146	39 262	37 238	24 302	22 529
3 VEG.MATERIAL, FOR PLAITNG	15 830	12 457	3 606	2 633	2 224	1 592
4 PLANTS,PHARMC.,PERFM.ETC	146 155	139 599	106 329	114 952	65 570	69 608
5 SEEDS, ETC., FOR SOWING	260 095	243 098	275 634	284 418	165 754	172 623
6 BULBS,CUTTINGS,LIVE PLANT	553 399	516 446	237 492	226 000	147 232	137 338
7 CUT FLOWERS AND FOLIAGE	90 120	100 781	63 187	65 597	39 104	39 571
9 MATERIAL VEG.ORIGIN, NES	191 777	162 257	287 279	251 383	176 831	152 116
321 COAL,NOT AGGLOMERATED	20 246 871	9 700 108	408 054	271 745	250 568	164 379
1 ANTHRACITE,NOT AGGLOMRTD	7 523 280	6 829 682	216 826	218 766	133 372	132 203
2 OTH.COAL,NOT AGGLOMERATD	12 723 591	2 870 426	191 228	52 979	117 196	32 176
322 BRIQUETTES,LIGNITE,PEAT	30 455 251	31 286 392	414 665	425 698	255 744	258 035
1 BRIQUETTES,COAL	1 907 452	2 236 437	59 379	74 089	36 570	44 809
2 LIGNITE	7 237 944	7 360 308	109 445	115 445	67 889	69 705
3 PEAT	21 309 855	21 689 647	245 841	236 164	151 285	143 521
325 COKE,SEMI-COKE,RET.CARBN	10 229 676	6 518 125	221 020	172 850	135 424	104 808
333 PETROLEUM OILS, CRUDE	10 755 709	369 144	189 250	5 785	119 278	3 385
334 PETROLEUM PRODUCTS	155 318 394	148 470 679	4 389 612	4 398 534	2 716 356	2 658 962
1 MOTOR GASOLENE,LIGHT OIL	46 585 782	41 793 257	1 447 258	1 416 022	897 979	857 108
2 KEROSENE, MEDIUM OILS	17 520 073	16 934 501	618 463	661 284	382 923	400 007
3 GAS OILS	37 744 840	35 391 747	1 034 996	1 101 856	637 788	665 755
4 FUEL OILS, NES	49 491 534	50 578 659	721 756	707 857	446 786	426 690
5 LUBRICANTS	3 976 365	3 772 515	567 139	511 515	350 880	309 402
335 RESIDUAL PETROL.PRODUCTS	19 338 367	18 719 849	697 810	673 663	432 652	407 215
1 PETROLEUM JELLY, WAX ETC	2 171 852	2 203 739	259 855	254 244	160 331	153 712
2 MINERAL TARS AND PRODUCT	3 568 181	2 942 841	106 363	81 483	65 784	49 270
3 MINERAL TAR PITCH,P.COKE	2 003 764	2 247 524	72 192	83 271	44 706	50 284
4 PETROLM.BITUMEN,COKE,ETC	11 594 570	11 325 745	259 400	254 665	161 831	153 949
342 LIQUEFIED PROPANE,BUTANE	5 847 713	5 076 999	154 969	142 426	95 575	86 091
1 PROPANE, LIQUEFIED	1 403 652	1 471 048	44 455	45 838	27 299	27 756
5 BUTANES, LIQUEFIED	4 444 061	3 605 951	110 514	96 588	68 276	58 335
343 NATURAL GAS	14 642 473	14 163 153	448 499	431 210	276 149	260 554
1 NATURAL GAS, LIQUEFIED	3 008	1 833	357	246	226	147
2 NATURAL GAS, GASEOUS	14 639 465	14 161 320	448 142	430 964	275 923	260 407
344 PETROLEUM GASES, NES	2 442 436	2 005 205	51 551	51 707	31 958	31 361
1 ETHYLENE,ETC., LIQUEFIED	1 698 853	1 260 572	44 875	41 802	27 822	25 365
2 GAS.HYDROCARBON,LIQ.,NES	49 499	169 953	1 794	4 692	1 136	2 835
9 GAS.HYDROCARBON,GAS.,NES	694 084	574 680	4 882	5 213	3 000	3 161
351 ELECTRIC CURRENT, MWH	18 568 893	16 653 270	797 420	881 320	488 674	532 536
411 ANIMAL OILS AND FATS	2 329 720	2 084 400	193 631	150 914	119 976	91 202
1 FAT,OIL,FISH,MAR.MAMMALS	39 840	35 527	4 382	3 917	2 706	2 373
2 LARD;OTH.PIG,POULTRY FAT	861 736	734 141	68 971	51 213	42 794	30 936
3 ANIMAL OIL,FAT,GREAS.NES	1 428 144	1 314 732	120 278	95 784	74 476	57 893
421 FIXED VEG.FAT,OILS, SOFT	9 373 650	9 383 498	958 258	756 859	594 908	457 339
1 SOYA BEAN OIL, FRACTIONS	1 960 063	1 798 286	200 432	143 046	123 491	86 790
2 COTTON SEED OIL,FRACTION	1 094	1 213	196	185	121	111
3 GROUNDNUT OIL, FRACTIONS	6 093	6 930	1 687	1 541	1 035	928
4 OLIVE OIL ETC.	6 412	4 374	3 272	2 116	2 037	1 268
5 SUNFLOWER SEED OIL, ETC.	583 181	637 688	75 210	62 945	46 406	38 126
6 MAIZE(CORN)OIL,FRACTIONS	74 791	74 628	10 618	9 092	6 562	5 486

4 IMPORTS AND EXPORTS (SPECIAL TRADE) BY GROUPS AND SUBGROUPS OF THE SITC-REV. III
4.2 EXPORTS

GROUP / SUBGROUP	1994 DT = 100 KG	1993	1994 1 000 DM	1993	1994 1 000 \$	1993
7 RAPE,COLZA,MUSTARD OIL	6 738 665	6 858 260	665 421	537 014	414 371	324 079
8 SESAME OIL, FRACTIONS	3 351	2 119	1 422	920	885	551
422 FIXED VEG.FAT,OILS,OTHER	1 280 475	1 039 250	140 335	107 359	86 976	64 777
1 LINSEED OIL, FRACTIONS	565 883	441 101	46 641	33 058	28 998	19 887
2 PALM OIL, FRACTIONS	388 964	287 479	42 970	30 114	26 631	18 153
3 COCONUT OIL, FRACTIONS	152 237	151 380	21 054	17 085	13 078	10 376
4 PALM KERNEL OIL, FRACTNS	8 209	45 488	1 138	3 677	698	2 163
5 CASTOR OIL, FRACTIONS	50 693	46 517	9 527	7 726	5 859	4 664
9 OTH.FIXD VEG.FAT,EX.SOFT	114 689	67 285	19 005	15 699	11 712	9 534
431 ANIMAL,VEG.FATS,OILS,NES	6 010 407	5 740 659	631 279	548 345	390 763	331 857
1 FAT,OIL,ANIMAL,VEG.PROCD	1 962 094	2 054 011	160 226	148 809	99 109	90 148
2 FAT,OIL,AN,VEG.PRTL,PRCD	1 333 675	1 210 445	187 862	160 149	116 482	96 831
3 FATTY ACID.ETC.FROM WAX	2 699 143	2 463 554	274 440	233 104	169 773	141 063
4 WAXES,ANIMAL,VEG. ORIGIN	15 495	12 649	8 751	6 283	5 399	3 815
511 HYDROCARBONS,NES,DERIVTS	23 671 732	25 144 089	1 796 873	1 738 530	1 114 519	1 050 989
1 ACYCLIC HYDROCARBONS	5 624 205	6 378 721	325 608	360 910	202 168	218 393
2 CYCLIC HYDROCARBONS	11 402 577	12 525 867	742 324	726 804	462 260	439 237
3 HALOGEN.DERV.HYDROCARBON	6 186 719	5 778 619	624 602	546 587	385 639	330 320
4 SULPH.ETC.DERV.HYDROCARB	468 231	460 882	104 339	104 229	64 452	63 039
512 ALCOHOL,PHENOL,ETC.DERIV	18 933 507	16 000 160	2 836 028	2 144 200	1 757 652	1 296 625
1 ACYCLIC MONOHYDRIC ALCHL	10 735 896	8 621 384	1 295 090	949 691	802 738	573 939
2 OTH.ACYCLIC ALCOHOL,DERV	5 305 973	4 610 669	956 347	700 680	592 525	423 642
3 CYCLIC ALCOHOLS,DERIVATS	133 151	117 529	105 976	85 335	65 859	51 600
4 PHENOLS,PHENOL-ALCH.DERV	2 757 487	2 650 578	478 615	408 494	296 530	247 444
513 CARBOXYLIC ACIDS,DERIVTS	14 601 869	12 274 991	2 821 633	2 314 889	1 746 305	1 400 671
1 MONOCARBOXYLIC ACIDS,DRV	8 465 208	7 156 929	1 662 985	1 386 401	1 028 826	838 501
8 POLYCARBOXYLIC ACIDS,ETC	5 660 124	4 518 518	822 645	555 794	511 388	336 540
9 CARBOXYLIC ACIDS ETC.	476 537	599 544	336 003	372 694	206 091	225 630
514 NITROGEN-FUNCT.COMPOUNDS	8 252 110	7 242 262	4 117 204	3 643 210	2 540 831	2 205 291
5 AMINE-FUNCTION COMPOUNDS	2 035 189	1 774 261	886 562	784 040	546 975	474 362
6 OXYGEN-FUNCT.AMINO-COMP.	1 711 359	1 449 441	1 011 992	1 015 436	626 464	613 922
7 CARBOXYAMIDE-FUNC.COMPDS	995 840	1 160 351	894 702	698 813	550 399	423 634
8 OTH.NITROGEN-FUNC.COMPDS	3 509 722	2 858 209	1 323 948	1 144 921	816 993	693 373
515 ORGANO-INORGANIC COMPNDS	3 153 593	2 650 915	5 109 463	4 438 100	3 149 213	2 681 501
4 ORGANO-SULPHUR COMPOUNDS	661 935	581 202	439 613	421 743	270 634	255 346
5 OTHR.ORGANO-INORGAN.COMP	473 070	407 401	565 399	453 174	348 938	274 704
6 LACTAMS;HETEROCYCL.COMP.	930 446	653 185	494 187	415 516	306 095	250 774
7 OTH.HETEROCYCL.COMP.NUCL	1 066 375	988 653	3 393 121	2 924 440	2 090 038	1 765 344
8 THIONAMIDES	21 767	20 474	217 203	223 227	133 508	135 333
516 OTHER ORGANIC CHEMICALS	10 971 116	9 626 714	2 331 357	2 013 595	1 444 619	1 219 012
1 ETHER,ALCHL PEROXIDE,ETC	6 760 220	5 499 346	1 041 353	794 436	646 697	481 355
2 ALDEHYDE ETC FNCT CMPNDS	3 678 539	3 647 152	736 802	659 976	456 557	399 646
3 ESTRS,INORGANIC ACID,ETC	425 028	383 174	255 471	235 470	158 075	142 575
9 ORGANIC CHEMICALS, NES	107 329	97 042	297 731	323 713	183 290	195 436
522 INORGANIC CHEM.ELEMENTS	43 239 773	36 271 270	2 685 349	2 327 865	1 661 087	1 408 043
1 CARBON NES,CARBON BLACK	1 315 641	1 255 593	230 920	212 321	142 655	128 442
2 OTHER CHEMICAL ELEMENTS	1 745 664	1 567 448	238 679	233 196	147 552	140 778
3 INORGANIC ACID,OXIDE ETC	13 506 565	11 916 525	677 087	545 594	419 120	329 796
4 HALOG.SULPH.COMP.NON-MTL	743 859	649 006	128 482	114 478	79 316	69 202
5 ZINC,CHROM,IRON ETC.OXID	2 412 032	2 127 847	636 866	562 160	393 912	340 104
6 OTH.INORGAN.BASES,OXIDES	23 516 012	18 754 851	773 315	660 116	478 532	399 721
523 METAL.SALTS,INORGAN.ACID	20 430 925	19 522 631	1 662 059	1 531 512	1 026 797	925 258
1 FLUORIDES ETC.	365 259	332 089	140 195	133 140	86 339	80 290
2 CHLORIDE,BROMIDE,IODIDES	2 026 176	2 450 331	169 217	164 821	104 402	99 592
3 HYPOCHLORITES, ETC.	209 796	260 376	14 417	18 481	8 895	11 170
4 SULPHIDES,SULPHATES ETC.	5 052 502	4 634 299	403 633	376 574	249 103	227 732
5 NITRITES; NITRATES	510 668	429 031	46 691	40 158	28 781	24 211
6 PHOSPHITES,PHOSPHATE,ETC	1 634 393	1 645 413	280 307	258 488	173 096	156 248
7 CARBONATES,PERCARBONATES	8 415 868	7 428 828	376 007	298 221	232 863	179 998
8 OTH.METL.SALT,INORG.ACID	2 216 263	2 342 264	231 592	241 629	143 318	146 017
524 OTHER CHEMICAL COMPOUNDS	1 568 701	908 751	719 774	524 020	444 519	316 406
2 METALLIC ACID SALTS, ETC	268 480	262 183	391 015	286 322	241 141	172 557
9 INORGANIC CHEMICALS NES	1 300 221	646 568	328 759	237 698	203 378	143 849
525 RADIO-ACTIVE MATERIALS	17 118	22 208	293 103	337 232	180 445	202 671
1 RADIO-ACTIVE CHEMICALS	15 928	20 991	285 638	329 223	175 866	197 872
9 STBL.ISOTOPE;RARE EARTHS	1 190	1 217	7 465	8 009	4 579	4 799
531 SYNTH.COLOURS,LAKES,ETC.	1 941 541	1 725 866	3 791 284	3 591 305	2 337 827	2 173 858
1 SYNTH.ORGANIC DYE STUFFS	1 350 896	1 213 096	3 420 378	3 231 783	2 109 207	1 956 145
2 SYNTH.BRIGHTENERS,LAKES	590 645	512 770	370 906	359 522	228 620	217 713
532 DYEING,TANNING MATERIALS	1 211 860	989 289	248 057	225 532	153 034	136 474
2 DYES,TANNING EXTRACT ETC	16 851	13 383	24 610	19 172	15 212	11 591
3 SYNTHETIC TANNING SUBSTS	1 195 009	975 906	223 447	206 360	137 822	124 883
533 PIGMENTS, PAINTS, ETC.	12 429 639	11 041 165	5 280 941	4 655 887	3 265 334	2 818 667
1 OTHER COLOURING MATTER	2 943 168	2 613 699	1 111 860	1 011 522	685 870	613 061
2 PRINTING INK	954 314	850 603	736 825	662 138	455 742	400 569
4 PAINTS,VARNISHES ETC.	3 184 509	2 881 322	2 290 213	1 946 169	1 417 298	1 178 255
5 GLAZE,ENAMEL,DRIERS ETC.	5 347 648	4 895 541	1 142 043	1 036 058	706 424	626 782
541 MEDICINES,ETC.EXC.GRPS42	594 643	535 925	5 694 427	5 062 720	3 520 586	3 060 357
1 PROVITAMINS,VITAMINS,ETC	280 701	236 985	1 137 175	991 562	703 373	599 107

4 IMPORTS AND EXPORTS (SPECIAL TRADE) BY GROUPS AND SUBGROUPS OF THE SITC-REV. III
4.2 EXPORTS

GROUP / SUBGROUP	1994 DT = 100 KG	1993	1994 1 000 DM	1993	1994 1 000 \$	1993
3 ANTIBIOTICS, EXCEPT GRP542	37 788	29 800	313 839	349 324	193 962	210 535
4 VEG. ALKALOIDS, EXCEPT GRP542	75 276	73 034	591 787	506 008	365 734	306 239
5 HORMONES, ETC. EXCEPT GRP542	2 178	1 566	506 147	402 039	310 642	243 151
6 GLYCOSIDES; GLANDS ETC.	32 812	34 152	1 362 424	1 158 021	842 864	700 071
9 PHARM. GOODS, EXCEPT MEDICAMENTS	165 888	160 388	1 783 055	1 655 766	1 104 011	1 001 194
542 MEDICAMENTS	1 228 437	1 062 800	8 443 180	7 510 645	5 218 549	4 539 513
1 MEDICAMENTS, ANTIBIOTICS	33 338	28 685	483 259	410 140	297 614	247 172
2 MEDICAMENTS, HORMONES ETC	36 416	28 436	781 542	675 964	483 284	408 324
3 MEDICAMENTS, ALKALOID. ETC	18 992	19 123	145 171	138 595	89 675	83 878
9 MEDICAMENTS, NES	1 139 691	986 556	7 033 208	6 285 946	4 347 976	3 800 139
551 ESSENTIAL OIL, PERFUME, FLAVR	366 595	322 019	840 354	740 182	518 767	447 230
3 ESSENTIAL OILS	22 149	18 114	40 098	35 817	24 750	21 610
4 FLAVOURS, INDUSTRIAL USE	344 446	303 905	800 256	704 365	494 007	425 620
553 PERFUMERY, COSMETICS, ETC.	2 214 625	1 754 708	2 701 818	2 259 603	1 674 292	1 365 727
1 PERFUMES, TOILET WATERS	67 330	49 700	469 415	365 637	292 360	220 308
2 COSMETICS, MAKE-UP ETC.	390 186	324 103	900 300	773 210	556 127	467 972
3 PREPARATIONS FOR HAIR	897 500	620 704	552 627	432 281	342 775	260 988
4 PREP. ORAL, DENTAL HYGIENE	255 296	226 390	223 818	200 579	138 940	121 598
5 TOILETRIES, ETC.	604 313	533 811	555 658	487 896	344 090	294 861
554 SOAP, CLEANERS, POLISH, ETC	9 885 590	9 144 855	2 584 706	2 423 964	1 598 124	1 466 609
1 SOAP	635 261	587 140	254 521	239 212	157 952	144 569
2 DETERGENTS, EXCEPT SOAP	8 853 040	8 159 890	2 174 495	2 028 903	1 343 848	1 227 755
3 POLISHES, CREAMS, ETC.	397 289	397 825	155 690	155 849	96 324	94 285
562 FERTILIZER, EXCEPT GRP272	83 594 321	62 403 120	1 654 848	1 243 831	1 015 890	752 502
1 NITROGENOUS CHEM. FERTILZR	26 829 147	19 682 458	502 226	353 121	307 411	212 594
2 PHOSPHATIC CHEM. FERTILZRS	476 876	833 921	13 411	19 806	8 298	11 968
3 POTASSIC CHEM. FERTILIZER	49 066 243	38 116 061	885 088	710 744	543 314	430 711
9 FERTILIZERS, NES	7 222 055	3 770 680	254 123	160 160	156 867	97 229
571 POLYMERS OF ETHYLENE	12 726 177	10 980 291	1 700 655	1 431 532	1 054 887	866 933
1 POLYETHYLENE	10 610 573	9 293 607	1 367 319	1 157 813	848 288	701 255
2 ETHYL-VINYL ACET. COPOLYM	568 195	452 590	107 782	88 652	66 730	53 662
9 OTH. POLYMERS OF ETHYLENE	1 547 409	1 234 094	225 554	185 067	139 869	112 016
572 POLYMERS OF STYRENE	7 784 132	5 650 725	1 522 313	1 153 632	944 107	698 766
1 POLYSTYRENE	4 165 948	2 987 100	757 780	539 932	471 380	326 794
9 OTHER STYRENE POLYMERS	3 618 184	2 663 625	764 533	613 700	472 727	371 972
573 POLYMERS, VINYL CHLORIDE	7 793 464	6 371 449	1 462 016	1 168 810	905 678	707 979
1 POLYVINYL CHLORIDE	6 605 081	5 393 977	1 036 105	820 225	642 221	496 979
9 OTH. VINYL CHLD. COPOLYMER	1 188 383	977 472	425 911	348 585	263 457	211 000
574 POLYACETAL, POLYCARBONATE	8 587 775	6 831 194	3 075 896	2 529 534	1 903 272	1 532 051
1 POLYACETAL, OTH. POLYETHRS	2 626 852	2 250 917	863 058	797 646	533 585	483 042
2 EPOXIDE RESINS	886 991	649 869	453 731	326 387	280 124	197 540
3 POLYCARBONATES, ETC.	5 073 932	3 930 408	1 759 107	1 405 501	1 089 563	851 469
575 OTH. PLASTIC, PRIMARY FORM	27 717 939	22 437 924	8 159 317	6 874 454	5 048 531	4 162 820
1 PROPYLENE POLYMERS ETC.	8 167 923	6 044 742	1 155 630	815 840	718 588	494 446
2 ACRYLIC POLYMERS	5 338 019	4 466 569	1 438 032	1 280 911	889 255	775 712
3 POLYAMIDES	3 075 623	2 137 400	1 271 098	1 010 287	785 656	611 739
4 AMINO, PHENOLIC RESIN ETC	5 598 683	5 013 768	1 375 146	1 181 037	850 747	714 952
5 CELLULOSE ETC. NES	811 307	748 293	543 729	471 012	336 595	285 277
9 PLASTICS, NES	4 726 384	4 027 152	2 375 682	2 115 367	1 467 690	1 280 694
579 PLASTIC WASTE, SCRAP ETC	2 070 486	1 639 418	88 897	81 600	54 755	49 310
1 WASTE, ETHYLENE POLYMERS	1 149 708	774 048	18 878	19 929	11 652	12 056
2 WASTE, STYRENE POLYMERS	55 849	44 693	4 111	2 043	2 550	1 228
3 WASTE, VINYL CHLORIDE POL	268 744	246 995	15 321	8 477	9 452	5 130
9 OTHR. PLASTIC WASTE, SCRAP	596 185	573 682	50 587	51 151	31 101	30 896
581 PLASTIC TUBE, PIPE, HOSE	1 467 565	1 222 446	1 563 750	1 282 928	963 380	776 499
1 ARTIFIC. SAUSAGE CASINGS	87 464	81 703	242 149	235 980	149 304	142 823
2 TUBES, PIPES, HOSES, RIGID	598 799	468 577	296 859	247 532	183 949	149 663
3 FLEXIBLE TUBE, PIPE, HOSES	36 612	28 157	52 405	37 897	32 486	22 932
4 TUBE, NOT REINF. NO FITTINGS	397 799	350 718	423 116	348 981	261 875	211 174
5 TUBE, NOT REINF., FITTINGS	41 441	30 486	31 449	27 774	19 373	16 816
6 OTH. TUBES, PIPES, HOSES	101 895	84 259	104 231	81 678	64 369	49 468
7 FITTINGS FOR TUBE, PLASTIC	203 555	178 546	413 541	303 086	252 024	183 623
582 PLASTIC PLATE, SHEETS, ETC	9 314 622	36 478 488	5 780 005	5 093 467	3 573 297	3 083 367
1 PLSTC SHEET ETC. SELF-ADH	654 546	535 987	678 280	587 433	419 822	355 518
2 OTH. PLATE, SHEET, ETC.	6 876 863	34 411 060	3 545 145	3 099 877	2 191 185	1 876 374
9 OTH. PLATES, ETC. PLASTIC	1 783 213	1 531 441	1 556 580	1 406 157	962 290	851 475
583 MONOFILAMENT OF PLASTICS	1 407 674	1 220 681	879 654	796 743	545 048	482 175
1 MONOFILAMENT, OF ETHYLENE	24 791	19 024	24 811	20 441	15 400	12 369
2 MONOFILAMENT, VINYL CHLRD	1 231 142	1 080 282	691 221	630 967	428 479	381 842
9 MONOFILAMENT, OTH. PLASTIC	151 741	121 375	163 622	145 335	101 169	87 964
591 INSECTICIDES, ETC.	1 911 556	1 561 832	2 566 353	2 110 207	1 571 424	1 279 344
1 INSECTICIDES, RETAIL SALE	204 353	189 093	440 955	377 731	269 353	230 122
2 FUNGICIDES, RETAIL SALE	630 524	519 557	880 556	739 444	539 167	447 672
3 HERBICIDES, RETAIL SALE	587 683	408 419	921 035	717 079	563 750	434 431
4 DISINFECTANT, ETC. RETAIL	488 996	444 763	323 807	275 953	199 154	167 119
592 STARCHES, INULIN, ETC.	6 681 235	6 122 582	1 457 193	1 342 559	901 848	812 195

4 IMPORTS AND EXPORTS (SPECIAL TRADE) BY GROUPS AND SUBGROUPS OF THE SITC-REV. III
4.2 EXPORTS

GROUP / SUBGROUP	1994 DT = 100 KG	1993	1994 1 000 DM	1993	1994 1 000 \$	1993
1 STARCHES, INULIN, GLUTEN	3 444 005	3 159 309	275 153	224 157	171 228	135 840
2 ALBUMINOIDAL SUBSTS. ETC	3 237 230	2 963 273	1 182 040	1 118 402	730 620	676 355
593 EXPLOSIVES, PYROTECHNICS	201 494	152 921	164 216	170 538	101 937	103 167
1 PROPELLNT, PRPD. EXPLOSIVE	129 632	84 688	44 909	45 619	27 663	27 629
2 DETONATORS, FUSES ETC.	10 900	9 055	47 321	51 048	29 242	30 972
3 FIREWORKS, FLARES, ETC.	60 962	59 178	71 986	73 871	45 032	44 566
597 PREPRD ADDITIVES, LIQUIDS	3 532 140	2 943 480	1 225 284	1 058 128	757 157	639 651
2 ADDITIVE FOR MINERAL OIL	1 287 892	1 093 039	437 145	397 813	269 528	240 503
3 HYDRCL. LIQD., ANTI-FREEZE	617 637	506 991	112 860	98 633	70 475	59 472
7 LUBRICATING PREPARATIONS	1 626 611	1 343 450	675 279	561 622	417 154	339 676
598 MISC. CHEMICAL PRODTS. NES	28 542 073	26 241 647	7 571 292	6 861 284	4 680 017	4 152 595
1 WOOD-, RESIN-BASE CHEM. PR	681 510	685 046	61 990	62 673	38 242	37 851
2 ARTIFICIAL, PREPARED WAXS	813 228	574 511	329 118	219 000	203 536	132 516
4 MIXED ALKYL BENZES. ETC. NES	383 731	359 978	46 356	42 481	28 813	25 617
5 CHEM. ELMNTS FOR ELECTRONC	2 582	1 820	515 930	410 777	318 891	247 935
6 ORGANIC CHEM. PRODCTS, NES	2 192 548	1 853 720	1 128 569	1 122 872	697 318	679 138
8 CATALYSTS, ETC. NES	719 095	595 253	712 214	665 014	441 102	402 544
9 CHEM. PRODUCTS ETC. NES	23 749 379	22 171 319	4 777 115	4 338 467	2 952 115	2 626 994
600 CPL IND PLANT CHAP 69-76	423 752	357 340	694 876	616 832	430 211	373 778
611 LEATHER	675 228	715 359	1 121 104	1 020 059	692 931	617 382
2 COMPOSITION LEATHER	198 520	164 717	66 775	62 842	41 330	38 002
3 WHOLE BOVINE SKIN LEATHR	16 844	35 165	44 280	52 020	27 273	31 501
4 OTH. BOVINE, EQUINE LEATHR	429 729	478 099	848 320	759 444	524 313	459 790
5 SHEEP LAMB SKIN LEATHR	5 918	5 849	48 684	43 210	30 002	26 111
6 GOAT OR KID SKIN LEATHR	6 659	6 450	52 714	46 476	32 635	28 108
7 LEATHER OF OTHER ANIMALS	16 239	23 594	54 613	48 520	33 828	29 306
8 LEATHER, SPECIAL FINISH	1 319	1 485	5 718	7 547	3 550	4 564
612 MANUFACT. LEATHER ETC. NES	22 335	19 866	96 637	98 156	59 836	59 298
1 LEATHER BELTING ETC.	1 090	1 532	15 629	21 091	9 571	12 729
2 SADDLERY AND HARNESS	15 858	13 433	58 867	53 171	36 539	32 153
9 OTH. LEATHER ARTICLES NES	5 387	4 901	22 141	23 894	13 726	14 416
613 FURSKINS, TANNED, DRESSED	18 571	12 300	220 659	174 240	136 433	105 032
1 WHOLE FURS, NOT ASSEMBLED	13 149	8 828	199 725	157 325	123 522	94 809
2 HEADS, TAILS, PAWS ETC.	2 507	2 726	2 600	2 320	1 599	1 401
3 WHOLE FURS ETC. ASSEMBLED	2 915	746	18 334	14 595	11 312	8 822
621 MATERIALS OF RUBBER	1 791 141	1 605 419	1 358 992	1 209 933	842 402	731 313
1 COMPOUNDED RUBBER, UNVULC	903 040	800 000	315 754	286 254	195 297	172 999
2 OTH. FORMS UNVULCO. RUBBER	33 299	28 216	28 516	25 827	17 587	15 588
3 VULCANIZED RUBBER	623 180	573 395	437 248	384 412	271 480	232 458
4 VULC. RUBBER TUBES, PIPES	231 622	203 808	577 474	513 440	358 038	310 268
625 RUBBER TYRES, TUBES, ETC.	4 247 542	3 866 449	2 855 178	2 663 427	1 767 158	1 610 579
1 TYRES, PNEUMATIC, NEW, CAR	2 084 807	1 953 813	1 750 689	1 625 204	1 082 639	983 712
2 TYRES, PNEUMATIC, NEW, BUS	986 233	957 997	634 048	636 225	393 547	384 163
3 TYRES, PNEUM. NEW, AIRCRAFT	759	1 165	1 335	2 331	821	1 410
4 TYRES, PNEUM. NEW, CYCLES	81 997	69 396	107 599	92 926	66 220	56 186
5 OTHER PNEUMATIC TYRES	199 919	172 777	124 741	111 741	77 213	67 653
9 OTHER TYRES, TUBES ETC.	893 827	711 301	236 766	195 000	146 718	117 455
629 ARTICLES OF RUBBER, NES	919 032	829 185	1 856 811	1 708 652	1 148 869	1 033 668
1 HYGIENIC, PHARM. RUBBR. ART	13 474	11 865	54 401	45 534	33 657	27 537
2 VULC. RUBBER BELTING	189 315	157 125	372 142	385 258	230 526	233 121
9 HARD RUBBER ETC., NES	716 243	660 195	1 430 268	1 277 860	884 686	773 010
633 CORK MANUFACTURES	18 358	19 599	55 110	59 799	33 930	36 214
1 ARTICLES OF NATURAL CORK	6 386	7 548	25 579	31 061	15 688	18 848
2 AGGLMRTD. CORK, CORK ARTCL	11 972	12 051	29 531	28 738	18 242	17 366
634 VENEERS, PLYWOOD, ETC.	12 785 787	9 711 621	1 456 402	1 171 997	902 229	709 144
1 VENEER, PLYWOOD SHEETS	596 918	496 065	344 967	275 017	213 195	166 468
2 DENSIFIED, RECONSTIT. WOOD	8 582 183	6 570 398	678 255	572 848	420 544	346 535
3 PLYWOOD, SOLELY OF WOOD	239 486	224 703	65 259	59 231	40 278	35 891
4 OTH. PLYWOOD, VENRD. PANELS	539 977	459 925	119 631	106 721	73 830	64 635
5 FIBREBOARD	2 462 007	1 538 090	229 301	137 196	142 623	82 908
9 WOOD, SIMPLY SHAPED, NES	365 216	422 440	18 989	20 984	11 759	12 707
635 WOOD MANUFACTURES, NES	3 544 037	2 780 125	907 038	779 470	562 002	471 533
1 PACKINGS, PALLETS ETC.	1 389 293	963 424	114 235	88 685	70 707	53 680
2 CASKS, BARRELS, ETC. STAVES	6 205	9 803	3 278	4 085	2 000	2 476
3 BUILDRS. JOINERY, WOOD ETC	985 453	925 595	472 821	424 446	293 483	256 765
4 WOOD, DOMEST. USE EX. FURNIT	43 609	45 215	64 630	59 674	40 112	36 043
9 MANUFACT. ARTICL. WOOD, NES	1 119 477	836 088	252 074	202 580	155 700	122 569
641 PAPER AND PAPERBOARD	63 006 098	49 209 615	9 447 740	7 550 550	5 862 705	4 568 935
1 NEWSPRINT, ROLLS, SHEETS	4 566 204	3 837 851	367 402	306 986	229 058	186 094
2 PAPER, PAPERBD. UNCOATED	11 787 174	9 396 650	1 669 524	1 369 256	1 037 897	829 588
3 PAPER, PAPERBD. COATED, ETC	20 546 637	16 042 427	3 275 639	2 575 916	2 034 227	1 556 473
4 KRAFT PAPER, BRD, UNCOATED	431 101	349 785	85 075	71 502	52 766	43 307
5 PAPER, PAPERBD, UNCTD, BULK	16 415 699	12 479 170	1 405 140	1 035 950	872 582	627 084
6 PAPER, PAPERBD, CORRGT, ETC	1 494 151	1 120 161	269 403	232 561	166 439	140 718
7 PAPER, PAPERBD, COATED NES	6 891 561	5 120 998	1 935 911	1 568 229	1 197 835	949 397
9 CONVRTD. PAPER, PPRBD, NES	1 073 571	862 573	439 646	390 150	271 901	236 274
642 PAPER, PAPERBOARD, CUT ETC	15 285 778	13 803 176	5 664 020	5 346 104	3 501 594	3 234 536
1 CONTAINERS, ETC. OF PAPER	6 148 506	5 325 462	1 922 578	1 790 879	1 188 783	1 084 739
2 STATIONERY, ETC.	279 636	219 148	124 132	108 683	76 730	65 665

4 IMPORTS AND EXPORTS (SPECIAL TRADE) BY GROUPS AND SUBGROUPS OF THE SITC-REV. III
4.2 EXPORTS

GROUP / SUBGROUP	1994 DT = 100 KG	1993	1994 1 000 DM	1993	1994 1 000 \$	1993
3 REGISTERS, ACCT. BOOKS, ETC	363 279	327 207	233 623	221 022	144 583	133 523
4 PAPER, PAPERBOARD, CUT, NES	3 332 179	2 966 244	884 878	785 652	547 674	474 849
9 ARTCLS, PULP, PAPP, BRD NES	5 162 178	4 965 115	2 498 809	2 439 868	1 543 824	1 475 760
651 TEXTILE YARN	5 891 493	5 144 986	4 907 377	4 355 604	3 027 689	2 638 649
1 YARN, OF WOOL, ANIMAL HAIR	244 849	197 098	473 116	368 852	292 030	223 824
2 COTTON SEWING THREAD	3 252	3 446	13 271	12 254	8 163	7 356
3 COTTON YARN, EXCL. THREAD	595 417	554 683	438 687	380 929	270 473	230 801
4 THREAD OF MAN-MADE FIBRE	81 885	76 413	379 533	364 431	234 094	220 617
5 SYNTH. FILAMENT YARN, BULK	1 015 164	1 023 243	646 852	641 232	397 445	388 454
6 OTH. SYNTH. FILAMENT YARN	2 290 943	1 854 174	1 466 435	1 243 033	905 827	752 719
7 ARTIF. FILAMENT YARN, NES	439 212	397 198	441 355	401 870	272 556	243 592
8 YARN, STAPLE FIBRES, ETC.	832 438	738 404	829 392	775 909	512 247	470 263
9 YARN, TEXTILE FIBRES, NES	388 333	300 326	218 736	167 094	134 854	101 023
652 COTTON FABRICS, WOVEN	1 262 754	1 233 245	2 446 418	2 280 817	1 512 042	1 379 489
1 COTTON GAUZE, ETC. WOVEN	90 635	80 870	255 214	236 954	157 872	143 443
2 COTTON FABRIC, WVN, UNBLCH	388 505	367 936	314 047	288 075	193 432	174 550
3 OTH85%+COTTN. FABRIC<200G	297 423	286 801	900 474	858 618	556 695	519 175
4 OTH85%+COTTN. FABRIC200G+	368 946	390 060	587 913	547 106	363 590	330 674
5 OTH<85% COTTN. FABRIC<200G	56 671	54 161	198 935	184 915	123 101	111 883
6 OTH<85% COTTN. FABRIC200G+	43 157	41 240	129 318	125 613	79 841	76 034
9 OTH. WOVEN FABRICS, COTTON	17 417	12 177	60 517	39 536	37 511	23 730
653 FABRICS, MAN-MADE FIBRES	1 617 217	1 922 209	4 491 753	4 591 050	2 777 491	2 777 247
1 FABRIC, SYNTH. FILMNT. YARN	477 560	455 058	1 010 222	984 763	624 784	596 039
2 FABRIC, 85%+SYN. STPL. FIBR	93 791	95 023	270 776	278 301	167 126	168 624
3 FABRC<85%SYN. STP. FBR+CTN	138 012	168 896	264 960	289 916	163 736	175 598
4 FABR<85%SYN. STP. FBR+OTHR	187 342	200 314	564 202	638 219	349 462	386 204
5 FABRIC, ARTIF. FILMNT. YARN	223 889	499 267	918 935	925 612	569 649	559 631
6 FABRIC, 85%+ART. STPL. FIBR	232 352	223 470	669 770	654 137	412 619	395 591
8 FABRIC, <85%ART. STPL. FIBR	217 052	230 988	631 958	656 271	390 603	396 356
9 PILE, CHNLE. FABRC, M-MADE	47 219	49 133	160 930	163 831	99 512	99 204
654 OTH. TEXTILE FABRIC, WOVEN	526 866	459 879	1 757 619	1 567 264	1 087 271	947 122
1 FABRIC, OF SILK, SILK WSTE	7 012	7 476	100 520	106 975	62 124	64 614
2 FABRIC85%+WOOL, FINE HAIR	173 527	155 425	882 835	809 522	546 022	489 491
3 FABRIC, WOOL, FNE. HAIR, NES	97 429	98 951	346 804	356 413	214 563	215 925
4 FABRICS, WOVEN, OF FLAX	54 116	26 642	231 513	119 034	143 435	71 038
5 FABRIC, WVN. JUTE, OTH. TXTL	22 227	28 687	8 949	10 946	5 526	6 848
6 FABRIC, WOVEN GLASS FIBRE	165 215	134 902	171 806	148 632	106 209	89 899
9 FABRICS, WOVEN, NES	7 340	7 796	15 192	15 742	9 392	9 507
655 KNIT. CROCHET. FABRIC NES	538 713	504 715	1 392 989	1 295 729	861 913	783 974
1 PILE FABRIC, KNIT, CROCHET	88 579	76 719	201 262	175 883	124 582	106 438
2 OTH. KNIT. CROCHET. FABRICS	450 134	427 996	1 191 727	1 119 846	737 331	677 536
656 TULLE, LACE, EMBROIDRY, ETC	131 949	111 042	529 738	486 521	327 544	294 050
1 NARROW FABRIC, WOVEN, OTHR	83 356	70 434	239 699	214 121	148 446	129 387
2 LABELS, BADGE ETC. NOT EMB	12 358	11 351	96 928	94 063	59 784	56 852
3 GIMPED YARN, ETC.	28 137	21 408	106 448	95 856	65 798	58 074
4 TULLES, NET FABRIC, LACE	2 394	2 168	22 919	19 450	14 141	11 690
5 EMBROIDERY	5 704	5 681	63 744	63 031	39 375	38 047
657 SPECIAL YARN, TXTL. FABRIC	2 624 812	2 292 667	3 346 744	3 070 084	2 070 324	1 857 246
1 FELT	233 565	226 668	217 806	184 699	134 853	111 784
2 NONWOVEN FABRICS NES	1 191 387	1 051 262	1 123 244	1 070 761	695 339	647 809
3 COATED, IMPRGTD. TXTL. NES	716 557	603 752	988 735	878 424	611 401	531 786
4 QUILTED TEXTILE PRODUCTS	9 234	8 526	26 505	28 835	16 377	17 441
5 TWINE, CORDAGE, ETC. PRDCTS	118 530	98 487	85 453	77 132	52 603	46 674
6 HAT-SHAPES, FORMS, BODIES	221	251	2 594	2 705	1 598	1 641
7 WADDING, ETC. MACHINE USE	252 879	216 677	747 606	681 234	462 576	411 753
8 RUBBR, TXTL. YARN, CORD ETC	14 832	19 288	23 171	20 791	14 347	12 564
9 SPECIAL TEXTILE PRODUCTS	87 807	73 756	131 630	125 503	81 230	75 794
658 TEXTILE ARTICLES NES	445 207	423 257	874 997	823 842	540 805	498 173
1 SACKS, BAGS, TXTL. MATERIAL	67 148	65 948	39 066	36 250	24 071	21 883
2 TARPAULINS, SAILS, AWNINGS	56 319	49 751	92 412	88 795	56 605	53 811
3 BLANKETS, TRAVELLING RUGS	27 810	28 776	58 578	56 650	36 377	34 128
4 HOUSEHOLD LINENS	102 655	100 926	254 418	241 792	157 785	146 162
5 CURTAINS, OTH. FURNISHINGS	30 281	29 105	114 871	109 311	70 966	66 095
9 MADE-UP ARTICLS, TXTL. NES	160 994	148 726	315 652	291 021	195 001	176 080
659 FLOOR COVERINGS, ETC.	736 312	723 342	726 772	757 102	449 044	458 054
1 LINOLEUM ETC.	109 916	92 327	66 150	55 743	40 887	33 639
2 CARPETS ETC. KNOTTED	24 934	29 333	106 844	142 141	65 958	85 951
3 HAND-WOVEN RUGS	1 667	2 072	4 203	4 050	2 599	2 464
4 CARPETS ETC. TUFTED	431 589	430 909	408 536	415 429	252 312	251 505
5 CARPETS, ETC. WOVEN	60 333	56 113	66 627	61 845	41 342	37 357
6 CARPETS, ETC. NES	107 873	112 588	74 412	77 894	45 946	47 138
660 CPL IND PLANT CHAPTER 68	793	434	59	101	38	60
661 LIME, CEMENT, CONSTR. MATRL	31 950 607	26 497 897	609 968	550 642	379 047	333 012
1 QUICKLIME ETC. EXCL. 522.6	6 375 269	5 118 191	85 959	68 884	53 304	41 676
2 PORTLAND CEMENT, ETC.	23 472 053	19 379 986	286 286	244 767	177 889	148 001
3 BUILDING STONE, WORKD. ETC	920 651	802 466	110 476	96 993	68 576	58 559
8 ASBESTOS-CEMNT. MATRL. ETC	1 182 634	1 197 254	127 247	139 998	79 278	84 776
662 CLAY, REFRCT. CONSTR. MATRL	14 589 171	13 742 160	1 663 837	1 552 727	1 029 638	939 337
3 REFRACTORY BRICKS ETC.	7 233 633	6 401 036	1 037 347	910 561	642 237	550 563
4 NON-REFRACTORY BRICK, ETC	7 355 538	7 341 124	626 490	642 166	387 401	388 774
663 MINERAL MANUFACTURES, NES	18 177 093	15 791 149	2 765 604	2 531 443	1 711 098	1 530 398
1 MILL, GRINDSTONES, ETC.	223 460	193 739	391 981	340 325	242 699	205 743

4 IMPORTS AND EXPORTS (SPECIAL TRADE) BY GROUPS AND SUBGROUPS OF THE SITC-REV. III
4.2 EXPORTS

GROUP / SUBGROUP	1994 DT = 100 KG	1993	1994 1 000 DM	1993	1994 1 000 \$	1993
2 ABRASIVE CLOTHS, ETC.	375 975	276 952	446 108	411 175	276 001	248 705
3 NON-CERAMIC MINERAL MANF	14 220 789	12 035 924	692 013	568 677	429 136	343 872
5 MINERL. INSULAT. PROD. NES	2 066 720	2 083 798	320 548	274 506	198 327	166 105
7 REFRACTORY CERAMIC GOODS	446 865	378 809	312 268	275 704	193 062	166 694
8 ASBESTOS MANF, FRIC. MTRL	112 163	134 382	225 947	263 089	139 540	159 194
9 ARTCLS. CERAMIC MATRL, NES	731 121	687 545	376 739	397 967	232 333	240 085
664 GLASS	10 752 723	9 435 437	2 379 096	2 078 203	1 472 054	1 258 188
1 GLASS, BULK, UNWRKD, WASTE	1 690 673	1 632 469	396 665	360 554	244 815	218 150
3 DRAWN, BLOWN GLASS, SHEETS	106 338	139 110	49 625	49 675	30 570	30 113
4 FLOAT, GROUND, PLSHD, GLASS	5 185 456	4 400 581	401 679	354 810	249 321	215 057
5 CAST, ROLLED GLASS, SHEETS	639 563	634 382	98 094	88 061	60 612	53 312
7 SAFETY GLASS	387 976	356 235	259 265	264 108	160 296	159 822
8 GLASS MIRRORS	362 652	454 030	257 916	245 866	159 874	148 821
9 GLASS, NES	2 380 065	1 818 630	915 852	715 129	566 566	432 913
665 GLASSWARE	8 815 091	8 051 050	1 709 552	1 594 561	1 058 804	964 239
1 CONTAINERS, OF GLASS	7 692 560	7 014 808	668 799	623 229	414 763	376 806
2 GLASSWARE, HOUSEHOLD ETC.	799 704	739 872	650 974	598 347	403 393	361 904
9 GLASS ARTICLES, NES	322 827	296 370	389 779	372 985	240 648	225 529
666 POTTERY	561 395	595 782	717 279	797 706	443 539	482 732
1 CERAMIC HOUSEHOLD ARTCLS	440 159	494 258	591 383	647 255	365 686	391 826
2 ORNAMENTAL CERAMIC ARTCL	121 236	101 524	125 896	150 451	77 853	90 906
667 PEARLS, PRECIOUS STONES	2 878	1 937	516 883	545 214	320 346	330 869
1 PEARLS	2	-	39 770	38 450	24 960	23 403
2 DIAMONDS, EXCL. INDUSTRIAL	-	-	131 889	153 260	82 078	82 478
3 PRECIOUS, SEMIPREC. STONES	2 463	1 630	310 440	321 747	191 698	195 793
4 SYNTH. ETC. PREC. STONES	413	307	34 784	31 757	21 610	19 195
671 PIG IRON, SPIEGELEISN, ETC	3 280 391	4 083 010	384 906	406 709	237 226	246 331
2 PIG IRON, ETC. PRIMRY. FORM	1 616 172	2 211 540	50 958	62 028	31 299	37 638
3 PELLETS, ETC. PIG IRON, ETC	293 467	281 769	56 764	50 543	35 140	30 527
4 FERRO-MANGANESE	153 683	229 550	17 378	25 531	10 600	15 452
5 OTHER FERRO-ALLOYS	1 217 069	1 360 151	259 806	268 607	160 187	162 714
672 INGOTS ETC. IRON OR STEEL	16 787 231	19 278 752	946 974	924 282	586 747	559 389
4 INGOTS OF IRON OR STEEL	142 689	492 260	17 501	36 291	10 841	22 034
6 SEMI-FINISH, IRON, STEEL	12 440 605	15 928 176	583 367	666 507	359 803	403 255
7 SEMI-FIN. IRON, ETC. .25%+C	2 624 478	1 623 272	126 837	73 886	80 006	44 696
8 SEMI-FIN. ALLOY STL. 25%+C	1 579 459	1 235 044	219 269	147 598	136 097	89 404
673 FLAT-ROLLED IRON ETC.	64 728 601	70 783 510	4 679 351	4 674 612	2 898 190	2 827 971
1 FLAT, HOT-ROLLD. PROD. IRON	7 762 113	10 220 487	549 989	675 757	340 499	409 770
2 FLAT, HOT-ROLLD. PROD. IRON	30 658 427	33 487 720	1 910 277	1 824 716	1 184 797	1 102 718
3 FLAT, COLD-ROLLD. PROD. IRN	3 110 137	2 890 295	334 507	299 785	206 307	180 931
4 FLAT, COLD-ROLLD. PROD. IRN	22 819 714	23 982 582	1 806 637	1 806 648	1 118 422	1 093 636
5 FLAT-ROLLD. PROD. IRON NES	378 210	302 426	77 941	67 706	48 225	40 916
674 FLAT-ROLLED PLATED IRON	29 037 744	22 188 382	3 135 823	2 364 868	1 947 257	1 430 186
1 FLAT-ROLLD. IRON, ZINC PLT	19 130 845	14 249 271	1 750 659	1 267 474	1 087 644	766 099
2 FLAT-ROLLD. IRON, TIN PLTD	4 413 404	3 383 933	563 227	433 258	349 270	262 114
3 FLAT-ROLLD. IRON, PNTD, ETC	1 995 996	1 871 077	320 369	290 450	198 685	175 606
4 FLAT-ROLLD. IRN600+MM, PLT	2 646 285	2 081 229	324 270	249 004	201 653	150 558
5 FLAT-ROLLD. IRN600MM, PLT	851 214	602 872	177 298	124 682	110 005	75 809
675 FLAT-ROLLED, ALLOY STEEL	19 072 195	16 171 942	4 079 117	3 596 877	2 531 137	2 173 050
1 FLAT-ROLLD. SILC-ELEC. STL	3 661 462	3 101 291	433 916	374 287	268 877	226 564
2 FLAT-ROLLD. HI-SPEED STL	7 254	6 925	7 396	7 229	4 578	4 397
3 FLAT, HOT-ROLLD S. STEEL	7 116 521	6 436 464	1 786 121	1 619 526	1 108 091	977 154
4 FLAT, HOT-ROLLD. ALLOY STL	3 211 510	2 519 019	360 790	294 252	224 049	177 793
5 FLAT, COLD-ROLLD S. STEEL	3 671 684	3 356 685	1 181 822	1 088 479	733 255	658 301
6 FLT, COLD-ROLLD, ALLOY STL	1 021 875	529 134	194 104	126 942	120 792	76 821
7 FLAT-ROLLD, ALLOY STL. NES	381 889	222 424	114 968	86 162	71 495	52 020
676 IRON, STL. BAR, SHAPES ETC.	41 447 400	38 051 780	3 549 872	3 072 789	2 195 472	1 859 951
1 BAR, ROD IRON, HOT-FD, COIL	19 140 065	18 666 089	1 171 267	1 063 798	724 230	643 476
2 BAR, ROD IRON, STL. HOT-FD	5 356 675	5 345 584	502 329	469 570	310 497	284 929
3 BAR, ROD IRON, STL. COLD-FD	1 684 477	1 571 013	300 301	272 423	186 424	164 970
4 OTH. BAR, ROD IRON, STEEL	1 385 667	1 181 977	385 648	312 257	238 330	188 931
8 ANGLES, SHAPED, IRON, STEEL	13 880 516	11 287 117	1 190 327	954 741	735 991	577 645
677 RAILWAY TRACK IRON, STEEL	1 625 188	1 672 494	157 813	152 172	97 214	92 117
678 WIRE OF IRON OR STEEL	2 768 715	2 444 003	499 528	429 378	309 628	259 964
1 WIRE, IRON, NON-ALLOY STL	2 487 977	2 202 749	331 020	283 445	205 289	171 630
2 WIRE, S. STL, OTH. ALLOY STL	280 738	241 254	168 508	145 933	104 339	88 334
679 TUBES, PIPES, ETC. IRON, STL	25 294 764	19 021 446	4 655 304	3 778 126	2 882 694	2 284 794
1 TUBE, ETC. SEAMLESS, IRN, ST	10 387 267	8 689 966	1 743 932	1 526 812	1 080 408	923 072
3 OTH. TUBE, D406.4MM+, IR, ST	8 983 882	5 269 318	1 174 649	724 382	727 062	437 208
4 OTH. TUBE, PIPE, IRON, STEEL	4 795 089	4 047 175	855 228	756 917	528 930	458 306
5 TUBE, PIPE FTNGS, IRN. STL	1 128 546	1 014 987	881 495	770 015	546 294	466 208
681 SILVER, PLATINUM, ETC.	13 449	14 331	808 825	764 755	500 456	460 187
1 SILVER	13 144	14 030	310 082	268 348	192 364	161 660
2 PLATINUM	305	301	498 743	496 407	308 092	298 527
682 COPPER	8 026 031	8 146 220	4 421 424	4 503 569	2 742 847	2 726 158
1 COPPER; ANODES; ALLOYS	1 758 397	1 087 615	663 133	363 634	412 357	220 612
3 COPPER BARS, RODS, PROFILS	971 329	1 041 122	433 714	486 422	368 778	294 278
4 COPPER WIRE	1 878 499	1 708 865	860 675	745 852	535 225	452 032
5 COPPER PLATE, ETC. 15MM+TH	1 984 799	2 463 060	1 144 898	1 371 562	709 997	829 528

4 IMPORTS AND EXPORTS (SPECIAL TRADE) BY GROUPS AND SUBGROUPS OF THE SITC-REV. III
4.2 EXPORTS

GROUP / SUBGROUP	1994 DT = 100 KG	1993	1994 1 000 DM	1993	1994 1 000 \$	1993
6 COPPER FOIL, POWDR, FLAKES	397 572	340 976	471 056	400 918	291 463	242 749
7 COPPER TUBE, PIPE, FITTINGS	1 035 435	1 504 582	847 948	1 135 381	525 027	686 959
683 NICKEL	258 096	265 964	451 352	450 604	277 719	273 108
1 NICKEL, NCKL. ALLOY, UNWRGT	111 373	139 815	113 476	136 646	69 210	83 085
2 NICKEL, NICKEL ALLOY, WRKD	146 723	126 149	337 876	313 958	208 509	190 023
684 ALUMINIUM	10 671 062	9 325 210	5 128 743	4 547 191	3 175 176	2 751 257
1 ALUM., ALUM. ALLOY, UNWRGHT	2 728 264	2 474 235	721 485	585 979	448 858	355 384
2 ALUMINIUM, ALUM. ALLOY, WRK	7 942 798	6 850 975	4 407 258	3 961 212	2 726 518	2 395 873
685 LEAD	1 048 988	875 003	131 283	105 763	80 536	64 175
1 LEAD, LEAD ALLOY, UNWRGHT.	868 028	711 562	88 423	68 540	53 950	41 621
2 LEAD, LEAD ALLOYS, WORKED	180 960	163 441	42 860	37 223	26 586	22 554
686 ZINC	1 656 731	1 612 968	350 782	344 985	215 948	208 625
1 ZINC, ZINC ALLOY, UNWRGHT.	1 289 630	1 203 129	217 572	208 518	132 912	126 295
3 ZINC, ZINC ALLOYS, WORKED	367 101	409 839	133 210	136 467	83 036	82 330
687 TIN	37 325	47 570	35 822	41 403	22 114	25 030
1 TIN, TIN ALLOYS, UNWROUGHT	19 548	32 731	14 591	22 382	8 967	13 536
2 TIN, TIN ALLOYS, WORKED	17 777	14 839	21 231	19 021	13 147	11 494
689 MISC. NON-FERR. BASE METAL	187 913	149 146	285 811	212 693	176 852	128 695
1 TUNGSTEN, ETC. UNWROUGHT	61 435	53 164	112 628	89 146	69 629	53 886
8 COBALT, CADMIUM, ETC. UNWRT	51 615	43 312	100 598	69 961	62 256	42 388
9 BASE METAL NES, WST, SCRAP	74 863	52 670	72 585	53 586	44 967	32 421
691 METALLIC STRUCTURES NES	5 540 757	5 065 164	2 477 434	2 412 414	1 537 101	1 459 306
1 METAL STRUCTURES, PARTS	4 967 820	4 551 761	1 696 218	1 677 647	1 052 345	1 015 153
2 ALUMINIUM STRUCTURE, PRTS	572 937	513 403	781 216	734 767	484 756	444 153
692 CONTAINERS, STORAGE, TRNSP	2 587 432	2 327 584	1 470 720	1 315 012	911 242	796 261
1 RESERVOIR, TANKS, VATS, ETC	330 700	297 223	248 823	232 869	154 317	140 918
4 TANKS, CASKS, DRUMS, ETC.	2 256 732	2 030 361	1 221 897	1 082 143	756 925	655 343
693 WIRE PRODUCTS EXCL. ELECT	3 230 598	2 828 983	769 733	675 176	476 571	408 600
1 STRANDED WIRE, CABLE, ETC.	1 037 903	831 215	436 268	374 658	270 118	226 769
2 BARBED WIRE, ETC. IRON, STL	6 940	6 598	2 109	1 948	1 317	1 162
5 METAL FENCING, GAUZE ETC.	2 185 755	1 991 170	331 356	298 570	205 136	180 669
694 NAILS, SCREWS, NUTS, ETC.	2 248 032	1 847 232	1 855 841	1 591 769	1 148 247	962 312
1 NAILS, TACKS, ETC. IRON, STL	197 574	174 040	99 449	90 516	61 514	54 786
2 SCREWS, BOLTS, NUTS, IRN. ST	2 013 503	1 641 285	1 661 690	1 416 282	1 028 158	856 210
3 NAILS, TACKS, ETC. COPPER	28 714	25 672	72 718	64 933	44 985	39 209
4 NAILS, TACKS, ETC. ALUMINIUM	8 241	6 235	21 984	20 038	13 590	12 107
695 TOOLS	1 070 675	924 535	4 114 327	3 548 108	2 546 067	2 146 977
1 HAND TOOLS	51 155	47 008	68 420	64 649	41 836	39 187
2 HAND SAW, FILE, RASP, ETC.	60 281	54 982	199 179	169 239	123 296	102 366
3 SPANNERS, WRENCHES, ETC.	40 163	39 351	92 395	86 982	57 129	52 680
4 HAND TOOLS, ETC. NES	182 159	170 469	403 834	383 529	249 466	231 826
5 SAW BLADES	108 532	101 466	322 655	296 511	199 671	179 312
6 KNIVES, CUTTING BLADES	472 056	354 512	2 649 085	2 183 103	1 640 107	1 321 354
7 TOOL SETS, RETAIL SALE	154 783	155 433	374 463	360 652	231 892	218 169
696 CUTLERY	195 330	169 365	1 007 911	878 475	624 034	531 091
3 RAZORS, RAZOR BLADES	109 226	92 679	507 527	403 578	314 001	244 111
4 SCISSORS, ETC.	9 620	8 527	79 950	78 014	49 532	47 169
5 OTH. ARTICLES OF CUTLERY	16 801	15 827	102 534	97 044	63 575	58 651
6 KNIVES, FORKS, SPOONS, ETC.	35 483	30 287	142 703	140 347	88 363	84 799
8 KNIVES, OTHER THAN 695.6	24 200	22 045	175 197	159 492	108 563	96 361
697 HOUSEHOLD EQUIPMENT, NES	782 683	795 862	950 114	939 441	587 484	568 246
3 DOM. COOK. HEAT. APP, N-ELEC	126 472	133 832	129 825	126 153	80 317	76 181
4 TBL, KITCHN, H. HOLD ART. NES	308 494	321 531	472 548	479 633	292 156	290 169
5 SANITARY WARE, PARTS NES	311 556	301 291	274 913	260 318	169 878	157 581
8 H. HOLD APPLIANCS, ETC. NES	36 161	39 208	72 828	73 337	45 133	44 315
699 MANUFACTS. BASE METAL, NES	8 399 289	7 237 679	8 283 511	7 343 493	5 123 560	4 442 924
1 LOCKS, SAFES, STRONG BOXES	2 294 500	1 878 910	3 707 032	3 205 785	2 292 828	1 939 892
2 CHAIN, IRON, STEEL	261 542	240 426	144 838	142 210	89 583	85 959
3 PINS, NEEDLES, IRN. STL, ETC	77 347	76 653	204 317	208 925	126 051	126 434
4 SPRINGS, LEAVES, METAL	611 871	478 282	545 316	438 502	337 162	265 299
5 MISC. ARTICLES, BASE METAL	812 925	620 905	718 653	564 010	444 412	340 917
6 ARTICLES IRON, STEEL, NES	3 799 664	3 374 481	2 033 583	1 898 598	1 258 293	1 148 248
7 ARTICLES NES, COPPER, ETC.	519 993	547 044	797 201	765 346	493 245	463 490
8 ARTICLES COBALT, ETC., NES	12 562	11 325	92 128	83 012	57 003	50 283
9 ARTICLES TUNGSTEN, ETC. NES	9 085	9 653	40 443	37 105	24 983	22 402
700 CPL IND PLANT (84/85/87)	1 830 790	1 375 874	6 190 353	4 773 108	3 830 380	2 889 679
711 STEAM GENER. BOILERS, ETC.	201 271	225 750	284 556	355 905	175 416	215 769
1 STEAM, SUPER-HEAT BOILERS	84 481	103 271	102 200	143 887	63 577	87 295
2 AUX. BOILR PLANT, CONDENSER	16 748	36 210	31 144	74 218	19 164	44 774
9 PARTS FOR STEAM BOILERS	100 032	86 269	151 212	137 800	92 675	83 700
712 STEAM TURBINES	89 657	77 972	615 324	635 156	380 377	385 094
1 STEAM, VAPOUR TURBINES	22 311	28 768	146 096	214 505	90 562	131 264
8 PARTS FOR STEAM TURBINES	67 346	49 204	469 228	420 651	289 815	253 830
713 INTRNL COMBUS PSTN ENGIN	5 451 007	4 595 562	9 871 076	8 607 120	5 974 714	5 201 905

4 IMPORTS AND EXPORTS (SPECIAL TRADE) BY GROUPS AND SUBGROUPS OF THE SITC-REV. III
4.2 EXPORTS

GROUP / SUBGROUP	1994 DT = 100 KG	1993	1994 1 000 DM	1993	1994 1 000 \$	1993
1 AIRCRAFT PISTON ENGINES	2 315	2 229	14 862	12 233	9 264	7 439
2 INTRNL COMB.ENGINE VEHL	1 953 879	1 661 042	3 313 440	3 281 918	2 044 492	1 983 161
3 MARINE PISTON ENGINES	108 814	95 539	646 781	461 709	400 500	278 870
8 PISTON ENGINES, NES	627 413	482 124	1 011 934	807 655	624 633	487 900
9 PARTS,NES.IC.PISTON ENGS	2 758 586	2 354 574	4 684 059	4 043 605	2 896 825	2 444 535
714 ENGINES,MOTORS NON-ELECT	168 092	168 234	3 381 210	2 666 031	2 082 524	1 606 384
4 REACTION ENGINES	7 977	4 566	1 478 557	709 559	910 298	424 470
8 GAS TURBINES, NES	23 189	39 086	362 465	433 550	220 095	260 645
9 PARTS,JET,GASTURBINE ENG	136 926	124 582	1 540 188	1 522 922	952 131	921 269
716 ROTATING ELECTRIC PLANT	1 989 677	1 701 734	4 321 361	3 886 501	2 675 588	2 348 448
1 ELECTRIC.MOTORS<=37.5W	159 138	140 004	622 301	535 834	384 690	324 139
2 ELEC.MOTORS,GENERATORS.DC	183 073	142 695	606 216	523 683	375 331	316 918
3 ELEC.MOTORS,GENERATORS.AC	959 126	855 799	1 626 746	1 528 860	1 007 487	924 355
4 ELECTR.ROTARY CONVERTERS	12 940	11 317	36 410	36 817	22 657	22 284
5 GENERATING SETS	223 553	181 409	680 993	550 270	421 650	331 088
9 PARTS,NES.ROT.ELEC.PLANT	451 847	370 509	748 695	711 017	463 773	429 664
718 OTH.POWR.GENRTNG.MACHNRY	311 278	290 501	1 716 220	1 733 930	1 055 590	1 048 556
1 HYDRLC.TURBINE,WTR.WHEEL	39 596	30 037	108 518	79 327	66 234	47 875
7 NUCLEAR REACTORS,PTS NES	4 732	5 138	606 796	749 484	369 554	452 955
9 ENGINES,MOTORS NES,PARTS	266 950	255 326	1 000 906	905 119	619 802	547 726
721 AGRIC.MACHINES,EX.TRACTR	2 031 674	1 771 304	2 509 324	2 229 921	1 547 995	1 347 011
1 CULTIVATING MACHINERY,ETC	324 974	269 156	336 580	273 924	207 752	165 890
2 HARVESTING ETC.MACHINES	1 272 277	1 134 648	1 629 286	1 445 000	1 002 958	875 702
3 DAIRY MACHINERY ETC.PRTS	80 538	70 518	211 359	217 643	131 205	131 774
9 AGRIC.HORT.ETC.MACHS.NES	353 885	296 982	332 099	287 354	206 080	173 545
722 TRACTORS	1 724 051	1 400 044	2 061 971	1 599 150	1 278 642	967 881
3 TRACK-LAYING TRACTORS	456	425	521	1 072	301	632
4 WHEELED TRACTORS NES	1 723 595	1 399 619	2 061 450	1 598 078	1 278 341	967 249
723 CIVIL ENGINEERING EQUIPT	3 609 883	3 017 879	4 095 019	3 706 565	2 530 412	2 243 326
1 SELF-PROPELLD.DOZERS ETC	62 389	58 992	44 663	36 834	27 754	22 227
2 MECH.SHOVEL ETC.S-PROPLD	1 209 303	970 625	1 129 144	941 087	694 227	570 187
3 CONSTR.MINING MACHNRY ETC	384 827	348 576	473 875	481 868	292 711	291 927
4 CONST.& MINING MACHS.NES	403 543	357 350	831 717	745 932	512 650	451 238
9 PTS NES,CVL.ENGINRG.MACH	1 549 821	1 282 336	1 621 620	1 500 844	1 003 070	907 747
724 TEXTILE,LEATHER MACHINES	2 595 940	2 685 693	9 167 923	9 614 234	5 677 600	5 811 178
3 SEWING MACHINES, PARTS	119 001	131 563	931 520	991 582	575 309	599 660
4 SPINNING,EXTRUD.MACH.ETC	1 108 620	1 171 551	3 647 139	4 065 072	2 258 836	2 455 029
5 WEAVING,FELT MFG.MACH.ETC	645 545	639 656	2 039 347	1 934 218	1 264 354	1 169 302
6 AUX.TXIL.MACHS,PARTS,ETC	142 704	103 847	836 305	755 984	517 676	457 955
7 OTH.TEXTILE MACHINRY NES	424 863	468 566	1 276 406	1 386 525	790 704	838 278
8 SKIN,LEATHER WORKING MACH	53 466	53 976	162 165	187 437	100 577	113 350
9 PTS,TXTL,DOM WASHNG MCH	95 741	110 524	275 041	293 416	170 144	177 604
725 PAPER,PULP MILL MACHINES	624 852	493 750	2 097 091	1 850 325	1 302 439	1 118 230
1 PAPER,PULP,MAKING MACHRY	142 548	58 479	327 328	165 571	202 285	99 629
2 OTH.PULP,PAPER,MAKING MCH	272 867	244 762	1 034 095	963 559	641 560	582 794
9 PARTS,PAPER MILL ETC.MCH	209 437	190 509	735 668	721 195	458 594	435 807
726 PRINTNG,BOOKBINDNG MACHS	1 298 181	1 302 327	5 552 569	5 577 460	3 440 380	3 375 500
3 TYPESETTING,MCH,TYPE ETC	130 038	107 472	420 133	337 196	260 315	203 943
5 OFFSET PRINTING MACHINERY	777 667	834 270	3 247 583	3 472 642	2 011 277	2 104 045
6 OTH.PRINTNG,ANCILL.MACHS	165 271	129 131	868 413	709 404	538 865	428 012
8 BOOKBINDING MACHINERY,PRT	88 021	90 471	462 100	452 034	285 854	273 078
9 PART,TYPE,OFFST,PRNT MCH	137 184	140 983	554 340	606 184	344 069	366 422
727 FOOD-PROCESS.MCH.NON DOM	449 675	399 351	1 738 393	1 627 779	1 077 361	983 633
1 GRAIN WORKNG MACHS,PARTS	45 750	36 085	99 700	101 406	61 188	61 149
2 OTH.FOOD-PROC.MACH PARTS	403 925	363 266	1 638 693	1 526 373	1 016 173	922 484
728 OTH.MACH,PTS,SPCL INDUST	4 330 250	3 825 502	13 263 765	12 162 109	8 211 852	7 344 722
1 MCH-TOOLS,SPECIAL.INDUST	675 601	556 777	1 820 859	1 600 820	1 128 743	966 463
3 OTH.MINERAL WORKING MACH	946 335	952 079	1 699 921	1 579 124	1 047 246	953 554
4 MACH.APPL.SPCL INDUS NES	2 313 359	1 925 245	7 793 757	7 038 163	4 830 397	4 249 436
5 PARTS PUBLIC WRK MACH ETC	394 955	391 401	1 949 228	1 944 002	1 205 466	1 175 269
731 METAL REMOVAL WORK TOOLS	1 255 011	974 865	3 673 321	3 439 256	2 278 714	2 077 389
1 MACH.TOOLS,METAL REMOVAL	28 166	26 628	183 116	165 343	113 692	99 846
2 MCH-TL,WRKNG MTL,NOLATHS	215 091	185 856	934 390	1 006 307	579 356	607 073
3 LATHES,METAL-WORKING	314 061	237 065	767 739	603 274	477 610	365 174
4 UNIT HEAD,DRILL,ETC.MACH	172 399	115 078	213 242	192 696	132 383	116 458
5 METAL MILLING MACHNS,ETC	162 889	118 834	379 151	343 051	233 696	207 046
6 MTL.SURFC.FINISHNG TOOLS	193 986	157 110	795 341	710 159	492 037	428 661
7 MTL.SHAPING,CUTTING.TOOLS	168 479	134 294	400 342	418 426	249 940	253 131
733 MACH-TOOLS,METAL-WORKING	845 593	836 745	1 806 732	1 999 554	1 120 606	1 207 241
1 METAL FORMING MACH.TOOLS	695 049	685 856	1 236 825	1 424 167	766 130	860 207
9 OTH.MACH-TOOL,METALWRKNG	150 544	150 889	569 907	575 387	354 476	347 034
735 PARTS,NES,FOR MACH-TOOLS	331 498	303 393	1 530 379	1 412 129	948 542	853 107
1 WORK-HOLDERS,TOOL HOLDER	92 294	80 225	533 158	468 776	330 679	283 594
9 PARTS,NES,MCH-TOOL W.MTL	239 204	223 168	997 221	943 353	617 863	569 513
737 METALWORKING MACHNRY NES	1 188 002	1 119 540	2 052 802	2 043 211	1 269 677	1 235 735
1 FOUNDRY EQUIPMNT PTS NES	494 968	364 275	380 839	259 686	235 726	156 865
2 MTL-ROLLING MILLS,ROLLS	492 145	558 539	578 398	598 939	358 316	362 554
3 WELDING,BRAZING ETC.MACH	178 638	173 180	957 959	1 041 553	592 843	629 982
4 SOLDERING MACHINES ETC.	22 251	23 566	135 606	142 973	82 792	86 334
741 HEATING,COOLING EQUIP,PART	2 203 592	2 120 357	5 929 025	5 522 126	3 673 279	3 336 573

4 IMPORTS AND EXPORTS (SPECIAL TRADE) BY GROUPS AND SUBGROUPS OF THE SITC-REV. III
4.2 EXPORTS

GROUP / SUBGROUP	1994 DT = 100 KG	1993	1994 1 000 DM	1993	1994 1 000 \$	1993
2 BURNERS,MECH.STOKERS ETC	98 764	100 498	465 482	440 588	288 011	266 343
3 INDUS.FURNACES ETC.PARTS	457 197	477 893	1 086 247	1 056 367	673 810	637 156
4 CONMRC.REFRIG EQUIP,PART	363 049	323 879	670 848	618 246	415 295	373 878
5 AIR CONDITIONING MCH,PTS	269 708	254 563	657 010	647 894	407 570	391 551
7 GAS GENRTR,AIR LIQUEFIER	277 501	259 001	738 146	624 907	457 145	377 980
8 OTH.TEMP.CHANGE MACH ETC	599 258	569 361	1 857 103	1 700 003	1 149 336	1 027 321
9 PART,NES,GAS GENRTR,PLNT	138 115	135 162	454 189	434 121	282 112	262 344
742 PUMPS FOR LIQUIDS,PARTS	1 264 365	1 086 304	6 021 087	5 241 533	3 727 886	3 171 015
1 PUMPS W.MEASURING DEVICE	24 802	21 181	97 249	82 685	60 556	50 036
2 FUEL PUMPS,IC.PISTON ENG	231 919	182 683	1 975 679	1 572 325	1 223 065	951 796
3 CONCRETE PUMPS	69 233	47 475	170 436	118 024	106 103	71 226
4 RECIPROCATING PUMPS,NES	147 459	125 450	746 791	660 290	463 572	399 369
5 ROTARY PUMPS, NES	163 495	137 166	917 427	793 898	567 338	480 610
6 CENTRIFUGAL PUMPS, NES	346 100	314 617	945 802	889 083	585 721	537 406
7 PUMPS,LIQUID ELEVATR ETC	43 231	39 694	141 099	130 336	87 605	79 337
9 PARTS,PUMPS,LIQ.ELEVATOR	238 126	218 038	1 026 604	994 302	633 926	601 235
743 PUMPS NES,CENTRIFUGS ETC	2 409 856	2 138 931	7 057 256	6 393 081	4 367 551	3 867 229
1 AIR,VACUUM PUMP,COMPRESS	761 101	635 030	1 991 538	1 712 856	1 232 998	1 038 084
4 FANS,COOKER HOODS W.FAN	323 174	285 851	883 926	767 832	547 545	464 565
5 CENTRIFUGES NES	83 647	76 263	532 986	471 014	330 509	283 882
6 MACHS.FILTER GAS,LIQUIDS	746 396	661 146	2 094 603	1 895 169	1 295 507	1 145 754
8 PARTS,AIR PUMPS,FANS ETC	185 980	181 495	680 099	698 573	420 162	422 451
9 PART,CENTRIFUGE,FILT.ETC	309 558	299 206	874 104	847 637	540 830	512 493
744 MECHANICAL HANDLNG EQUIP	3 781 565	3 328 247	5 462 317	5 120 145	3 379 962	3 036 587
1 WORK TRUCKS,TRACTORS,ETC	1 137 535	819 668	1 160 454	916 603	718 326	554 153
2 PULLEY TACKLE,WINCHS,ETC	111 881	97 903	270 435	228 316	166 680	139 067
3 DERRICKS; CRANES ETC.	586 864	458 584	571 621	450 338	353 864	271 785
4 JACKS,HOISTS FOR VEHICLE	282 514	214 387	244 138	203 126	151 215	122 882
7 GOODS ETC.ELEVATORS ETC.	399 916	488 577	909 826	994 496	564 403	600 745
8 LIFTING ETC.MACHINES NES	498 072	526 121	1 002 734	1 050 146	618 561	635 873
9 PARTS,HOISTS,LIFTS EQUIP	764 783	722 937	1 303 109	1 277 120	806 913	773 082
745 OTH.NONELEC MCH,TOOL,NES	1 713 022	1 497 026	7 816 808	7 157 191	4 835 054	4 327 168
1 NON-ELEC HAND TOOL,PARTS	97 088	84 828	660 324	576 641	408 864	349 152
2 INDUS WASHING,BOTTLNG MCH	655 959	546 932	4 464 376	4 045 164	2 764 146	2 444 546
3 WEIGHING MCH,WEIGHTS,PTS	105 567	105 403	506 112	478 380	313 113	288 731
6 SPRAYING MACHINERY ETC.	601 511	506 527	1 688 774	1 553 475	1 041 262	940 298
9 OTH.NON-ELECT MACH,PARTS	252 897	253 276	497 222	503 531	307 669	304 441
746 BALL OR ROLLER BEARINGS	1 076 548	874 377	2 563 189	2 219 951	1 585 931	1 344 052
1 BALL BEARINGS	311 148	275 768	879 526	805 368	543 144	487 671
2 TAPERD ROLLER BEARNG ETC	213 779	184 144	447 639	396 060	276 999	239 696
3 SPHERICAL ROLLER BEARNGS	76 710	65 700	167 308	146 461	103 918	88 546
4 NEEDLE ROLLER BEARINGS	43 751	35 216	249 336	197 903	154 215	119 960
5 OTHER CYL.ROLLER BEARING	124 684	106 240	397 626	336 438	246 568	203 560
8 OTHR.BALL,ROLLER BEARING	25 060	28 276	98 233	81 100	60 972	49 075
9 PARTS,BALL,ROLLR BEARING	281 416	179 033	323 521	256 621	200 115	155 544
747 TAPS,COCKS,VALVES,ETC.	1 220 265	1 192 371	4 912 162	4 667 722	3 038 444	2 825 858
1 PRESSURE-REDUCING VALVES	37 942	37 336	258 651	249 421	159 879	150 937
2 OLEOHYDRAULIC ETC.VALVES	112 451	96 853	906 743	753 443	561 635	456 149
3 CHECK VALVES	34 306	34 717	126 194	118 680	77 950	71 834
4 SAFETY, RELIEF VALVES	29 296	24 021	169 622	144 928	105 040	87 740
8 TAPS,COCKS,VALVE.ETC.NES	830 614	849 214	2 864 839	2 868 515	1 771 254	1 736 620
9 PARTS FOR TAPS,COCKS,ETC	175 656	150 230	586 113	532 735	362 686	322 578
748 TRANSMISSIONS SHAFTS ETC	3 044 757	2 441 687	4 467 541	4 038 088	2 764 454	2 443 172
1 TRANSMISSN SHAFTS,CRANKS	1 119 603	865 503	766 203	670 208	479 538	405 353
2 BEARNG HOUSNG,SHFT BRNGS	205 249	180 138	638 193	612 097	394 550	370 072
3 ARTICULD LINK CHAIN,PTS	205 682	190 399	224 220	209 731	138 520	126 875
4 GEAR,GEAR BOX,PARTS,ETC.	553 192	450 276	1 294 429	1 135 667	801 524	687 259
5 FLYWHEELS AND PULLEYS	214 553	170 578	202 254	170 244	125 347	103 036
6 CLUTCHES,SHAFT COUPLINGS	86 884	74 336	351 146	325 886	217 254	197 300
9 PART,NES,SHAFTS,ETC.	659 594	510 457	991 026	914 255	613 721	553 277
749 NON-ELECT MACH.PARTS,ETC	981 230	1 104 261	3 107 942	3 339 802	1 916 855	2 019 110
1 MOULDNGS FOR MTL.FOUNDRY	270 489	250 856	1 389 819	1 304 161	857 591	788 382
2 GASKETS,ETC.	49 947	61 642	428 168	403 578	264 830	244 055
9 MACH PARTS,NON-ELECT NES	660 794	791 763	1 289 955	1 632 063	794 434	986 663
751 OFFICE MACHINES	312 794	279 242	1 684 027	1 574 583	1 041 514	951 785
1 TYPEWRITRS,WD-PRDC MACHS	21 711	23 330	102 277	104 378	63 138	63 068
2 CALCULATING,ACCTG,ETC.MCH	18 520	14 706	152 585	147 417	94 424	89 105
3 PHOTO,THERMOCOPY APPARAT	159 544	139 180	836 425	736 038	516 674	444 972
9 OTHER OFFICE MACHINE NES	113 019	102 026	532 740	586 750	367 278	354 640
752 AUTOMATC.DATA PROC.EQUIP	573 114	484 073	9 246 654	8 593 821	5 722 112	5 196 381
1 ANALOG OR HYBRID COMPUTR	125	375	4 519	7 100	2 846	4 224
2 DIGITAL COMPUTERS	38 876	35 296	1 237 251	745 260	766 394	452 415
3 DIGTL PROC,STORAGE UNITS	115 806	124 358	2 862 855	3 111 754	1 771 099	1 881 498
6 INPUT OR OUTPUT UNITS	333 207	232 216	2 801 920	2 462 079	1 731 063	1 477 152
7 STORAGE UNITS,DATA PROC.	64 539	73 007	1 856 595	1 889 933	1 151 360	1 141 465
9 DATA PROC EQUIPMENT,NES	20 561	18 821	483 514	397 635	299 350	239 627
759 PARTS,FOR OFFICE MACHINS	340 588	299 173	5 099 282	4 298 532	3 157 249	2 596 246
1 PARTS,OF COPYING MACHINE	148 523	110 961	560 837	509 657	346 288	308 026
9 PARTS,DATA PROC. ETC.MCH	192 065	188 212	4 538 445	3 788 875	2 810 961	2 288 220
761 TELEVISION RECEIVERS ETC	653 633	531 417	1 565 065	1 371 027	972 324	828 085
1 COLOUR TELEVISN RECEIVER	650 213	528 256	1 539 997	1 347 849	956 948	814 128
2 BLACK,WHITE TV RECEIVERS	3 420	3 161	25 068	23 178	15 376	13 957

4 IMPORTS AND EXPORTS (SPECIAL TRADE) BY GROUPS AND SUBGROUPS OF THE SITC-REV. III
4.2 EXPORTS

GROUP / SUBGROUP	1994 DT = 100 KG	1993	1994 1 000 DM	1993	1994 1 000 \$	1993
762 RADIO-BROADCAST RECEIVER	94 641	84 725	635 855	616 552	392 924	373 632
1 MOTOR VEH. RADIO RECEIVER	35 633	33 705	438 029	424 135	270 415	257 388
2 PORTABLE RADIO RECEIVERS	20 844	12 994	72 811	58 229	45 228	35 203
8 OTHER RADIO RECEIVERS	38 164	38 026	125 015	134 188	77 281	81 041
763 SOUND RECORDER, PHONOGRPH	187 491	178 379	1 436 299	1 343 164	892 699	809 587
3 TURNTABLES, RECORD PLAYER	7 617	8 804	29 366	35 414	18 103	21 419
8 SOUND, VIDEO RECORDING ETC	179 874	169 575	1 406 933	1 307 750	874 596	788 168
764 TELECOMM. EQUIP. PARTS NES	795 018	731 505	11 162 164	8 769 358	6 924 381	5 297 519
1 LINE TELEPHONE ETC. EQUIP	178 566	143 990	2 956 162	2 454 637	1 830 784	1 480 618
2 MICROPH. LOUDSPKRS. AMPLIF	134 912	121 320	376 946	349 423	233 166	211 103
3 TV, RADIO TRANSMITTERS ETC	45 028	49 009	2 305 112	943 838	1 441 278	569 826
8 TELECOMMUN. EQUIPMENT, NES	10 753	14 880	554 365	576 528	343 396	348 759
9 PARTS, TELECOMMUN. EQUIP	425 759	402 306	4 969 579	4 444 932	3 075 757	2 687 213
771 ELECT POWER MACHNY. PARTS	1 097 436	1 082 047	2 814 643	2 457 487	1 743 635	1 485 592
1 TRANSFORMERS, ELECTRICAL	384 658	390 548	718 958	699 884	445 227	423 104
2 OTH. ELEC POWER MACH. PART	712 778	691 499	2 095 685	1 757 603	1 298 408	1 062 488
772 ELEC. SWITCH. RELAY. CIRCUIT	2 230 413	1 989 821	13 947 835	12 534 479	8 625 552	7 581 280
2 PRINTED CIRCUITS	32 188	26 034	810 125	1 199 438	496 396	726 553
3 ELECTRIC RESISTORS, PARTS	44 448	35 263	539 599	421 397	334 138	255 232
4 SWITCH. APPARATUS, 1000V+	99 654	97 295	642 810	546 459	399 580	330 337
5 SWITCH. APPARATUS, <1000V	1 008 281	899 888	6 814 240	5 891 111	4 214 545	3 562 875
6 ELEC. CONTROL PANELS ETC.	202 023	207 752	2 014 222	1 922 839	1 246 981	1 162 826
8 PARTS, ELECTRC. PANELS ETC	843 819	723 789	3 126 839	2 553 235	1 933 912	1 543 457
773 ELECTR. DISTRIBUT. EQPT NES	2 590 361	2 348 252	3 454 801	3 062 601	2 141 914	1 851 372
1 INSULTO WIRE, ETC. CONDUCTR	2 334 594	2 072 605	2 877 194	2 569 061	1 783 263	1 552 819
2 ELECTRC. INSULATING EQUIP	255 767	275 647	577 607	493 540	358 651	298 553
774 ELECTRO-MEDCL. XRAY EQUIP	160 909	158 303	3 597 127	3 410 939	2 228 421	2 059 382
1 ELECTRO-MEDICAL EQUIPMNT	41 005	38 889	1 032 147	914 574	639 297	553 053
2 X-RAY APPARATUS ETC. PART	119 904	119 414	2 564 980	2 496 365	1 589 124	1 506 329
775 DOM. ELEC. NON-ELEC. EQUIPT	4 306 134	4 063 821	6 577 341	6 306 003	4 071 293	3 813 996
1 HOUSEHOLD LAUNDRY EQUIPT	1 217 964	1 186 858	1 256 367	1 257 648	776 363	761 645
2 DOM. REFRIGERATORS, FREEZRS	742 922	677 562	794 110	728 316	494 212	440 456
3 DOMESTIC DISHWASHING MACH	828 701	741 320	902 191	829 493	557 590	502 957
4 ELEC. SHAVERS, CLIPPERS, PTS	27 772	30 989	540 979	524 653	335 408	316 218
7 DOM. ELECT-MECHANICL APPL	433 181	419 017	1 018 855	996 626	630 021	602 474
8 ELECTRO-THERMIC APPL NES	1 055 594	1 008 075	2 065 039	1 969 267	1 277 699	1 190 246
776 TRANSISTORS, VALVES, ETC.	929 788	654 389	9 596 096	6 782 287	5 943 023	4 092 180
1 TV PICTURE TUBES, CRT, ETC	747 705	530 989	753 325	588 487	465 136	355 105
2 OTH. ELECTRONIC VALV, TUBES	55 243	27 011	262 171	217 418	162 244	131 436
3 DIODES, TRANSISTORS ETC.	49 226	44 486	1 325 145	1 055 676	819 864	637 512
4 ELECTRONIC MICROCIRCUITS	39 557	35 382	6 959 818	4 707 842	4 312 452	2 839 429
8 ELCTRN COMP PTS, CRYSTALS	38 057	16 521	295 637	212 864	183 327	128 698
778 ELECTRIC. MACH. APPART. NES	4 967 487	4 510 601	13 439 444	11 430 251	8 315 134	6 906 792
1 BATTERIES, ACCUMULATORS	1 387 464	1 247 215	1 217 429	1 079 413	753 485	652 107
2 ELECTRIC LAMPS, BULBS ETC	468 120	414 620	1 780 272	1 542 566	1 099 316	933 227
3 AUTOMOTIVE ELECTRC. EQUIP	1 069 160	1 000 480	2 938 464	2 584 376	1 816 853	1 563 594
4 ELECTRO-MECH. HAND TDOLS	397 368	314 148	1 465 117	1 224 446	907 007	741 604
6 ELECTRICAL CAPACITORS	70 335	71 263	619 931	561 757	383 664	340 524
7 ELEC MCH WTH INDIV FUNCT	153 300	125 158	1 429 767	1 260 097	883 921	760 737
8 ELECT MACHINERY, EQUIP, NES	1 421 740	1 337 717	3 989 064	3 177 596	2 470 888	1 914 999
781 PASS. MOTOR VEHCLS. EX. BUS	29 554 173	25 432 804	68 178 445	58 615 738	42 226 020	35 458 742
1 SNOW VEHCL, GOLF CARS ETC	353	105	739	254	449	153
2 PASS. TRANSPORT VEHICLES	29 553 820	25 432 699	68 177 706	58 615 484	42 225 571	35 458 589
782 GOODS, SPCL TRANSPORT VEH	6 216 146	4 726 711	7 530 105	5 995 054	4 660 937	3 619 252
1 GOODS VEHICLES	5 369 003	3 991 867	6 331 758	4 797 706	3 922 350	2 898 029
2 SPECIAL PURPOSE VEHICLES	847 143	734 844	1 198 347	1 197 348	738 587	721 223
783 ROAD MOTOR VEHICLES NES	2 367 024	1 799 631	3 692 004	2 807 145	2 286 209	1 695 159
1 PUB-TRANSPORT PASS VEHCL	668 153	530 375	1 142 880	922 527	699 851	557 623
2 ROAD TRACTOR, SEMITRAILER	1 698 871	1 269 256	2 549 124	1 884 618	1 586 358	1 137 536
784 PARTS, TRACTORS, MOTOR VEH	21 293 996	19 610 562	28 741 898	26 715 329	17 778 368	16 195 065
1 MOTOR VEHICLE CHASSIS	266 176	254 265	535 447	526 607	332 180	317 861
2 MOTOR VEHICLE BODIES	118 430	116 301	179 685	176 013	111 532	106 689
3 OTHER PARTS, MOTOR VEHICL	20 909 389	19 239 996	28 026 766	26 012 709	17 334 656	15 770 535
785 CYCLES, MOTORCYCLES ETC.	275 768	263 333	709 442	670 720	435 570	406 978
1 MOTORCYCLES ETC.	60 397	58 436	303 399	281 976	186 095	171 319
2 BICYCLES ETC. NON-MOTORZD	47 007	57 039	82 727	82 979	50 173	56 538
3 INVALID CARRIAGES, PARTS	168 364	147 858	323 316	295 765	199 302	179 121
786 TRAILERS, SEMI-TRAILR, ETC	3 028 105	2 571 926	2 287 609	2 078 287	1 415 563	1 258 181
1 HOUSING, CAMPING, TRAILERS	274 272	239 822	427 961	375 001	264 017	227 561
2 TRAILERS, TRANSPORT GOODS	1 008 469	916 523	593 833	651 303	665 600	394 073
3 TRANSPORT CONTAINERS	80 838	85 895	51 481	66 333	31 794	40 197
8 OTH. NONMOTR VEH, TRLR PTS	1 664 526	1 329 886	1 214 334	985 650	753 152	596 350
791 RAILWAY VEHICLES. EQUIPNT	1 722 946	1 416 900	3 380 861	2 526 428	2 091 421	1 525 326
1 ELEC. LOCOS NON-SELF-GENR	13 086	14 629	14 799	45 324	9 452	26 642

4 IMPORTS AND EXPORTS (SPECIAL TRADE) BY GROUPS AND SUBGROUPS OF THE SITC-REV. III
4.2 EXPORTS

GROUP / SUBGROUP	1994 DT = 100 KG	1993	1994 1 000 DM	1993	1994 1 000 \$	1993
2 OTHR. LOCOMOTIVES, TENDERS	64 395	72 284	114 980	176 293	71 039	106 074
6 SLF-PROP. RAIL, TRAM, COACH	224 168	108 088	583 382	334 357	356 123	200 333
7 RAIL, TRAM, COACH, ETC. N. SP	694 022	579 707	1 748 128	1 016 093	1 088 744	615 343
8 RAIL, TRAM, FRGHT CARS ETC	310 963	236 248	221 093	168 708	134 448	101 352
9 RAIL. TRACK FIXTURES, PRTS	416 312	405 944	698 479	785 653	431 621	475 582
792 AIRCRAFT, ASSOCTD. EQUIPNT	162 893	175 246	13 697 636	14 134 008	8 441 248	8 563 975
1 HELICOPTERS	654	444	59 175	48 354	37 143	29 334
2 AIRCRFT ETC. ULW <=2000KG	919	684	23 597	16 420	14 673	9 948
3 AIRCRFT, ULW 2001-15000KG	5 122	2 131	262 558	128 450	166 010	77 604
4 AIRCRFT ETC. ULW >15000KG	62 753	71 802	7 406 818	7 469 400	4 548 846	4 532 923
5 SPACECRFT ETC. LAUNCH VEH	1 186	705	320 458	339 250	198 816	205 808
8 AIRCRAFT NES, ASSOC EQUIP	911	883	22 292	23 552	13 786	14 244
9 PARTS, NES, AIRCRAFT, EQUIP	91 348	98 597	5 602 738	6 108 582	3 461 974	3 694 114
793 SHIP, BOAT, FLOAT. STRUCTRS	8 270 417	12 197 634	2 890 104	3 755 236	1 765 623	2 281 379
1 YACHTS, SPORTS VESSLS, ETC	49 167	45 579	202 383	182 965	123 911	110 123
2 SHIPS, BOATS, OTHR. VESSELS	3 314 779	6 985 899	2 299 520	3 244 367	1 399 995	1 974 983
3 VESSELS, OTH. FLOAT. STRUCT	4 557 614	4 896 003	126 619	127 326	79 532	76 771
5 SPEC. PURPOSE VESSELS ETC	278 402	124 817	229 494	103 906	142 490	60 985
7 TUGS AND PUSHER CRAFT	57 144	128 744	7 221	80 356	4 603	48 703
9 OTHR. FLOATING STRUCTURES	13 311	16 592	24 867	16 316	15 292	9 814
800 CPL IND PLANT CHAP 90/94	22 386	19 264	244 978	274 153	150 537	166 635
811 PREFABRICATED BUILDINGS	450 175	583 658	129 249	243 770	80 180	147 457
812 PLUMBNG, SANITRY, EQPT. ETC	1 351 502	1 244 703	1 433 504	1 290 286	887 921	779 714
1 BOILRS, RADIATRS, ETC. N. EL	1 145 035	1 037 576	1 261 416	1 122 704	781 925	678 419
2 CERAMIC PLUMBNG FIXTURES	206 467	207 127	172 088	167 582	105 996	101 295
813 LIGHTNG FIXTURES ETC. NES	556 798	513 001	1 445 866	1 380 993	894 155	834 512
1 LAMPS, LIGHT FITTINGS NES	417 932	382 344	1 157 762	1 107 168	715 984	668 976
2 ILLUMINATED SIGNS ETC.	11 413	11 241	34 868	32 214	21 538	19 480
8 PARTS, PORTABLE ELEC LAMP	555	749	2 804	2 173	1 713	1 315
9 PARTS, LIGHT FITTING, SIGNS	126 898	118 667	250 432	239 438	154 920	144 741
821 FURNITURE, CUSHIONS, ETC.	7 725 021	7 263 156	6 270 092	6 008 340	3 876 302	3 638 144
1 CONVERTIBLE SEATS, PARTS	1 566 238	1 381 640	2 106 378	1 958 142	1 300 308	1 185 682
2 MATTRESSES, ETC.	241 573	229 302	310 744	308 999	192 381	186 801
3 METAL FURNITURE NES	855 709	776 578	650 347	615 205	402 252	372 528
5 FURNITURE, NES, OF WOOD	4 245 084	4 003 525	2 626 963	2 492 135	1 626 150	1 508 943
7 FURNITURE NES, OTHR. MATRL	107 058	112 293	133 975	176 948	82 367	107 346
8 PARTS, MTL, WOOD FURNITURE	709 359	759 818	441 685	456 911	272 844	276 844
831 TRUNK, SUIT-CASES, BAG, ETC	117 234	115 553	574 140	521 525	354 791	315 168
1 HANDBAGS, NES	12 790	10 261	171 382	155 371	105 645	93 953
2 TRUNKS, SUIT-CASES, ETC.	43 163	46 890	121 722	118 601	75 077	71 693
3 TRAVEL SET, TOILT, SEW, ETC	2 365	2 192	6 655	7 594	4 158	4 609
9 TRAVEL GOODS NES	58 926	56 210	274 381	239 959	169 911	144 913
841 MENS, BOYS CLOTHNG, X-KNIT	240 969	239 275	2 167 831	2 203 294	1 338 192	1 333 300
1 OVERCOATS, OUTERWEAR, ETC.	37 696	39 668	347 897	366 291	217 682	221 278
2 SUITS AND ENSEMBLES	23 832	24 142	356 107	355 776	219 319	215 398
3 JACKETS AND BLAZERS	36 193	34 222	459 493	461 128	283 033	279 059
4 TROUSERS, BREECHES, ETC.	95 762	94 981	682 581	694 411	420 130	419 996
5 SHIRTS	44 864	42 884	308 695	306 267	189 981	185 836
6 UNDERWEAR, NIGHTWEAR ETC.	2 622	3 378	13 058	19 421	8 047	11 733
842 WOMEN, GIRL CLOTHNG, XKNIT	297 302	306 741	4 083 687	4 201 796	2 511 335	2 540 145
1 OVERCOATS, OTH. COATS ETC.	44 475	55 416	512 119	613 672	321 137	369 738
2 SUITS AND ENSEMBLES	14 039	14 712	260 002	276 830	159 155	167 670
3 JACKETS	41 126	40 992	761 669	750 663	469 940	453 435
4 DRESSES	16 666	15 636	278 471	287 016	168 619	174 301
5 SKIRTS & DIVIDED SKIRTS	51 405	58 931	694 629	785 378	425 861	475 008
6 TROUSERS, BREECHES ETC.	75 437	70 157	705 529	694 119	432 959	383 240
7 BLOUSES, SHIRT-BLOUSE, ETC	45 725	44 011	825 083	810 605	504 949	480 541
8 UNDERWEAR, NIGHTWEAR ETC.	8 429	6 886	46 185	43 513	28 715	26 212
843 MENS, BOYS CLOTHING, KNIT	40 277	38 160	193 999	182 812	119 712	110 552
1 OVERCOATS, OUTERWEAR ETC.	1 333	1 780	13 480	13 032	8 336	7 876
2 SUITS, JACKTS, TROUSRS, ETC	5 260	4 900	29 500	28 772	18 224	17 386
7 SHIRTS, MENS BOYS, KNIT	8 747	7 954	46 549	41 857	28 506	25 373
8 UNDERWEAR, NIGHTWEAR ETC.	24 937	23 526	104 470	99 151	64 646	59 917
844 WOMEN, GIRLS CLOTHNG, KNIT	101 309	103 981	671 762	697 367	414 629	421 561
1 OVERCOATS, OTH. COATS ETC.	1 759	1 748	16 433	15 881	10 320	9 530
2 SUITS, DRESSES SKIRTS ETC	35 622	43 195	305 153	354 063	188 324	214 020
7 BLOUSES, SHIRT-BLOUSE, ETC	7 556	8 175	65 116	69 720	39 517	42 302
8 UNDERWEAR, NIGHTWEAR ETC	56 372	50 863	285 060	257 703	176 468	155 709
845 OTHR. TEXTILE APPAREL, NES	278 550	256 676	2 090 367	2 025 191	1 292 920	1 223 559
1 BABIES' GARMNTS, CLTHS ACC	20 392	24 442	114 329	127 974	70 224	77 381
2 GARMENT, FELT, TXTL FABRIC	8 102	7 229	65 592	54 442	40 845	32 931
3 JERSYS, PULLOVRS, ETC. KNIT	106 117	93 373	900 652	886 798	562 212	533 948
4 T-SHIRTS, OTHR. VESTS KNIT	81 322	73 721	386 678	402 016	235 198	244 129
5 BRASSIERES, CORSETS, ETC.	22 476	22 273	248 143	238 359	153 352	144 235
6 SWIMWEAR	4 992	5 774	87 381	97 502	52 531	59 337
8 OTH. GARMENTS, NOT KNITTED	23 946	19 966	217 055	152 942	134 321	92 222
9 OTHER GARMENTS KNITTED	11 203	9 908	71 537	65 158	44 237	39 376
846 CLOTHING ACCESSRS, FABRIC	187 014	196 715	871 994	917 504	539 809	553 876
1 ACCESSORIES, NOTKNITTED	52 002	54 965	355 191	373 125	220 475	224 993
2 HOSIERY, ETC. KNITTED	88 119	92 991	382 287	397 340	236 050	240 011

4 IMPORTS AND EXPORTS (SPECIAL TRADE) BY GROUPS AND SUBGROUPS OF THE SITC-REV. III
4.2 EXPORTS

GROUP / SUBGROUP	1994 DT = 100 KG	1993	1994 1 000 DM	1993	1994 1 000 \$	1993
9 OTH.MADE-UP CLOTH.ACCESS	46 893	48 759	134 516	147 039	83 284	88 872
848 CLOTHNG,NONTXTL;HEADGEAR	126 829	115 839	729 839	706 350	452 425	426 538
1 LEATHER APPAREL,ACCESSRS	33 234	29 155	322 865	314 991	200 179	190 154
2 PLASTC,RUBBR,APPAREL,ETC	74 950	67 183	165 923	143 628	102 356	86 797
3 ARTICLES,ACCESSORIES.FUR	3 782	5 301	148 056	157 421	92 350	95 097
4 HEADGEAR,FITTINGS,NES	14 863	14 200	92 995	90 310	57 540	54 490
851 FOOTWEAR	593 006	535 772	2 170 295	1 992 332	1 336 319	1 204 521
1 FOOTWEAR,W.METAL TOE-CAP	12 697	11 109	46 564	40 308	28 718	24 374
2 SPORTS FOOTWEAR	61 382	44 658	219 235	171 199	133 821	103 588
3 FOOTWEAR,NES,RUBBER,PLST	51 365	43 855	119 097	108 940	73 291	65 935
4 OTH.FOOTWEAR,LTHR.UPPERS	261 846	237 350	1 325 811	1 216 762	817 123	735 332
5 OTH.FOOTWEAR,TEXTLE UPPR	35 348	34 216	98 955	105 590	60 765	63 949
7 FOOTWEAR,NES	3 500	2 817	8 023	14 079	4 942	8 545
9 PARTS FOOTWEAR,ETC.	166 868	161 967	352 610	335 454	217 659	202 798
871 OPTICAL INSTRUMENTS,NES	31 068	28 193	1 105 433	1 022 342	683 797	617 416
1 BINOCULARS,TELESCOPE ETC	3 585	4 002	88 531	95 342	54 788	57 672
3 NON-OPTIC.MICROSCOPE ETC	1 197	979	57 877	43 344	35 329	26 171
4 COMPN D OPTIC.MICROSCOPES	9 994	8 870	418 979	360 691	257 860	217 694
9 LIQ.CRYSTAL DEVCS;LASERS	16 292	14 342	540 046	522 965	335 220	315 879
872 MEDICAL INSTRUMENTS NES	314 958	295 499	3 750 143	3 746 164	2 319 944	2 264 357
1 DENTAL INSTRUMENTS NES	24 827	25 854	672 037	643 986	415 948	388 842
2 OTHR.MEDICAL INSTRUMENTS	214 497	199 686	2 597 031	2 590 913	1 606 197	1 566 337
3 THERAPEUTIC APPARATUS	33 115	29 939	294 410	316 367	182 091	191 377
4 MEDICAL,BARBER'S FURNTR	42 519	40 020	186 665	194 898	115 708	117 801
873 METERS,COUNTERS,NES	129 862	112 309	879 613	802 601	544 591	485 978
1 GAS,LIQUID,ELECTR.METERS	100 113	87 625	399 045	370 293	246 989	224 047
2 REV.COUNTERS,METERS ETC.	29 749	24 684	480 568	432 308	297 602	261 931
874 MEASURE,CONTROL INSTRMNT	649 820	608 820	11 378 678	10 713 936	7 043 548	6 474 194
1 COMPASSES,SURVEY INSTRMT	19 674	14 481	567 655	507 783	350 872	306 355
2 DRAWING,MEASURG. INSTRMNT	220 472	199 148	2 817 907	2 701 477	1 742 252	1 632 952
3 GAS,LIQ.MEAS.CONTRL. INST	91 466	83 840	1 248 869	1 095 215	772 689	661 603
4 INSTRUMENTS,ANALYSIS ETC	76 816	77 175	2 126 100	2 011 774	1 315 469	1 216 221
5 MEAS.CONTRL,SCI INST.NES	64 330	71 647	910 269	1 047 883	564 714	632 192
6 AUTOMATIC CONTROL INSTRT	141 510	131 426	2 223 606	2 027 668	1 377 724	1 226 741
7 OSCILLOSCOPES, ETC.	28 110	26 889	1 358 636	1 244 004	841 974	751 011
9 PARTS,MACH, INSTRMNT,NES	7 442	4 214	125 636	78 132	77 854	47 119
881 PHOTOGRAPH APPAR.ETC.NES	114 745	122 825	1 356 095	1 362 421	838 390	822 443
1 CAMERAS,FLASH EQUIPT,ETC	24 853	25 496	512 735	523 752	317 764	316 392
2 CINE.CAMERAS,PROJECT.ETC	2 976	4 478	109 891	105 008	67 819	63 202
3 PHOTO,CINE.EQUIPMENT NES	86 916	92 851	733 469	733 661	452 807	442 849
882 PHOTO.CINEMATOGRPH. SUPPL	1 933 293	1 698 849	3 238 327	2 839 972	2 000 832	1 716 667
1 PHOTO CHEM.GOODS, RETAIL	521 440	472 753	516 035	397 151	319 094	239 920
2 PHOTO FILM FLAT UNEXPOSD	426 881	333 671	798 521	685 925	492 881	414 676
3 PHOTO FILM ROLL UNEXPOSD	174 412	142 548	920 579	832 090	567 035	503 017
4 PHOTO PAPER ETC.UNEXPOSD	806 991	746 561	900 838	830 661	558 335	502 217
5 PHOTO FILM,EXPOSD,UNDEVD	302	307	3 956	3 000	2 459	1 819
6 PHOTO FILM,EXPOSED DEVPD	3 267	3 009	98 398	91 145	61 028	55 018
883 CINE.FILM EXPOSD.DEVELOPD	676	451	6 371	6 929	3 912	4 138
1 CINE FILM,35MM+,DEVELOPED	545	417	5 085	5 646	3 131	3 367
9 OTH.CINE FILM EXPSD,DEVD	131	34	1 286	1 283	781	771
884 OPTICAL GOODS NES	22 644	22 494	1 423 373	1 323 287	880 595	800 508
1 OPTC.FIBR.LENS ETC.UNMNT	9 814	10 459	516 068	459 443	320 051	278 015
2 SPECTACLES AND FRAMES	9 105	9 163	396 185	434 725	244 846	264 520
3 LENSES,PRISMS,ETC.MOUNTD	3 725	2 872	511 120	427 119	315 698	257 973
885 WATCHES AND CLOCKS	80 837	77 081	1 301 126	1 207 082	806 330	729 176
3 WATCHES,PREC.METAL CASES	16	16	227 840	220 834	141 476	133 187
4 WATCHES,OTHER THAN P.MTL	2 790	2 355	274 355	234 545	170 689	141 344
5 WATCH MOVEMENTS,ASSEMBLD	90	81	18 484	13 550	11 475	8 162
7 CLOCKS	34 973	32 757	237 412	220 672	147 357	133 323
9 TIME MEASURING EQUIP.NES	42 968	41 872	543 035	517 481	335 333	313 160
891 ARMS AND AMMUNITION	64 438	61 438	398 772	379 226	247 042	228 975
1 ARMD.FIGHT.VEHCL,WEAPONS	2 214	2 205	97 320	83 617	60 266	50 485
2 BOMB,MINES,MISSL,AMM,ETC	44 595	39 817	101 991	100 267	63 201	60 481
3 NON-MILITARY ARMS	15 433	17 656	150 413	159 719	93 156	96 474
9 PARTS,ACCESSOR.OF WEAPON	2 196	1 760	49 048	35 623	30 419	21 535
892 PRINTED MATTER	7 405 807	6 037 770	5 471 166	5 102 175	3 385 793	3 081 214
1 PRINTED BOOKS,GLOBES ETC	1 235 766	1 388 990	1 562 672	1 534 644	966 598	927 919
2 NEWSPAPER,PERIODICAL,ETC	1 982 908	1 753 855	1 496 593	1 408 505	923 803	851 411
4 POSTCARDS,TRANSFERS ETC.	81 147	73 306	231 194	217 441	143 374	131 630
8 PRINTED MATTER, NES	4 105 986	2 821 619	2 180 707	1 941 585	1 352 018	1 170 254
893 ARTICLES,NES,OF PLASTICS	8 173 440	7 293 513	7 208 385	6 693 992	4 457 771	4 050 683
1 PLASTIC CONTAINERS ETC.	3 815 923	3 386 931	2 455 240	2 292 221	1 519 427	1 386 873
2 BUILDERS'WARE, PLASTICS	994 497	872 527	977 760	906 092	606 115	548 029
3 PLASTIC FLR,WALL,COVERNG	890 152	846 894	601 265	586 159	371 524	354 826
9 PLASTIC ARTICLES NES	2 472 868	2 187 161	3 174 120	2 909 520	1 960 705	1 760 955
894 BABY CARRIAGE, TOYS,GAMES	1 110 976	1 055 858	2 206 149	2 111 872	1 375 583	1 275 549
1 BABY CARRIAGES,PARTS,NES	19 960	22 414	26 064	29 213	16 049	17 687

4 IMPORTS AND EXPORTS (SPECIAL TRADE) BY GROUPS AND SUBGROUPS OF THE SITC-REV. III
4.2 EXPORTS

GROUP / SUBGROUP	1994 DT = 100 KG	1993	1994 1 000 DM	1993	1994 1 000 \$	1993
2 CHILDREN'S TOYS	530 240	519 114	1 054 947	989 010	658 449	596 986
3 FUNFAIR, TABLE GAME ARTCL	168 283	172 007	413 514	447 847	257 254	270 422
4 FESTIVE ARTICLES ETC.NES	48 564	49 894	122 857	126 966	77 576	76 583
6 FAIRGROUND AMUSEMNTS ETC	21 450	27 725	61 133	69 215	37 930	42 220
7 SPORTS GOODS	322 479	264 704	527 634	449 621	328 325	271 651
895 OFFICE, STATIONERY SUPPLS	426 520	424 271	1 402 773	1 358 133	867 485	820 772
1 BASE METAL OFFICE SUPPLS	164 243	165 177	99 753	102 564	61 480	62 070
2 PENS, PENCILS, FOUNTN. PENS	163 691	151 485	961 474	923 714	594 824	557 872
9 OTH. OFFICE, STATNRY. SUPPL	98 586	107 609	341 546	331 855	211 181	200 830
896 WORKS OF ART, ANTIQUE ETC	8 925	6 106	792 422	545 659	489 608	330 176
1 HAND PAINTNGS, DRAWING ETC	1 119	1 193	471 787	320 363	293 490	193 825
2 ORIGINAL PRINTS ETC.	129	136	32 148	34 599	19 803	20 927
3 ORIGINAL SCULPTURES ETC.	3 203	1 480	78 235	48 340	48 197	29 169
4 STAMPS FOR PHILATELY	1 402	1 110	50 158	42 195	31 075	25 521
5 COLLECTIONS SCIENTFC. ETC	708	699	65 094	34 583	38 725	20 849
6 ANTIQUES OVER 100YRS OLD	2 364	1 488	95 000	65 579	58 328	39 885
897 GOLD, SILVERWARE, JEWEL NES	7 453	7 146	1 232 274	1 178 929	763 652	710 947
2 IMITATION JEWELLERY	5 980	5 591	150 300	136 060	93 182	82 207
3 GOLD, SILVER JEWELRY, WARE	877	1 078	957 812	937 649	593 555	565 025
4 OTHR. ARTICLES, PREC. METAL	596	477	124 162	105 220	76 915	63 715
898 MUSICAL INSTRUMENTS, ETC.	1 261 923	1 033 334	3 834 069	3 532 677	2 375 181	2 136 402
1 STRING MUSICAL INSTRUMNT	30 337	23 579	163 200	137 510	101 365	83 127
2 MUSICAL INSTRUMENTS NES	19 592	17 101	175 566	154 777	108 907	93 527
4 MAGNETIC TAPE, UNRECORDED	732 865	593 026	1 126 858	961 712	697 143	583 126
5 OTH. BLANK RECORDNG MEDIA	50 189	44 086	250 358	271 070	155 518	164 529
6 MAGNETIC TAPES, RECORDED	75 493	64 330	279 877	264 090	173 438	159 587
7 OTHER RECORDED MEDIA	336 592	275 078	1 722 825	1 625 974	1 067 544	981 324
9 PARTS, MUSICAL INSTRUMENT	16 855	16 134	115 385	117 544	71 266	71 182
899 MISC MANUFCTRD GOODS NES	952 593	834 511	2 273 691	2 124 598	1 406 364	1 284 515
1 CARVED, MOULDED GOODS NES	9 327	8 845	33 357	33 292	20 605	20 151
2 ARTIFICIAL FLOWERS ETC.	43 875	21 102	60 437	48 793	37 474	29 503
3 CANDLES, MATCHES, ETC.	421 508	333 043	200 857	201 046	125 836	121 514
4 UMBRELLAS, WALKING-STICKS	96 644	96 481	81 767	84 408	50 139	51 083
6 ARTIFICIAL AIDS, DISABLED	14 249	13 003	743 432	663 114	459 372	400 831
7 BASKETS, BROOMS, BRUSH, ETC	231 120	224 045	493 493	451 572	305 452	273 018
8 SMALL-WARES, TOILETRS NES	100 001	98 872	574 045	552 716	353 964	334 164
9 MANUFACTURED GOODS, NES.	35 869	39 120	86 303	89 657	53 523	54 251
931 SPEC. TRANSACT. NOT CLASSD	6 804 804	6 446 433	16 657 792	21 517 202	10 190 121	13 073 221
941 COMPL IND PLANT CHAPT 99	198 559	169 783	352 354	302 215	218 561	182 418
961 COIN NONGOLD NONCURRENT	2 448	19 180	37 891	35 959	23 576	21 864
971 GOLD, NONMONTY EXCL ORES	1 008	1 103	1 362 698	1 123 040	851 428	679 625
972 MONETARY GOLD, GOLD COINS	49	41	57 351	81 038	35 507	49 061
TOTAL	2 231 807 417	2 015 740 980	690 572 701	628 386 638	427 135 563	380 123 869

5 IMPORTS AND EXPORTS (SPECIAL TRADE) BY CONTINENTS AND COUNTRIES
(COUNTRIES OF PRODUCTION AND CONSUMPTION)

COUNTRY	IMPORTS				EXPORTS			
	1994	1993	1994	1993	1994	1993	1994	1993
	1 000 DM		1 000 \$		1 000 DM		1 000 \$	
EUROPE	438 678 282	399 382 329	271 464 584	241 649 748	504 844 192	463 767 505	312 167 205	280 683 865
FRANCE	68 330 199	65 432 884	42 244 328	39 638 028	83 092 032	77 323 369	51 329 448	46 819 214
BELGIUM LUX	38 048 495	34 010 176	23 533 072	20 612 759	46 791 181	42 744 491	28 928 187	25 910 041
NETHERLANDS	51 852 134	49 954 818	31 929 783	30 218 174	52 765 091	48 317 009	32 618 029	29 246 700
ITALY	51 830 300	48 179 018	32 083 747	29 132 181	52 469 198	47 466 358	32 407 943	28 754 515
UNTD KINGDOM	38 681 472	35 462 026	23 925 238	21 456 058	55 395 204	50 283 981	34 259 258	30 423 587
IRELAND	6 864 960	5 953 811	4 252 348	3 601 783	3 171 126	2 775 391	1 950 436	1 678 159
DENMARK	11 503 409	10 550 385	7 124 539	6 381 103	12 916 700	11 302 309	7 988 589	6 839 266
GREECE	3 147 773	3 342 971	1 944 867	2 022 874	5 776 783	6 353 718	3 554 471	3 848 749
PORTUGAL	5 569 955	5 351 762	3 446 428	3 236 038	5 909 484	6 172 146	3 651 927	3 740 126
SPAIN	17 307 447	14 674 799	10 687 863	8 878 388	21 866 368	20 492 647	13 519 566	12 408 745
EU	292 936 144	272 912 650	181 172 213	165 177 386	340 153 167	313 231 419	210 207 854	189 669 102
CANARY IS	157 109	132 657	94 701	80 633	320 743	355 993	198 499	214 615
CEUTA MEL	19 773	58 591	12 219	35 996	37 358	32 250	137 291	19 395
ICELAND	393 223	309 463	242 975	187 183	222 052	241 354	137 040	145 578
NORWAY	10 341 148	9 197 933	6 397 151	5 564 405	5 974 751	5 143 938	3 635 938	3 107 984
SWEDEN	14 035 907	12 548 431	8 690 892	7 591 604	15 322 082	12 677 346	9 500 251	7 667 350
FINLAND	7 006 751	5 648 969	4 339 196	3 416 570	5 383 001	4 652 471	3 336 321	2 816 059
SWITZERLAND	26 610 031	24 113 563	16 484 098	14 582 287	37 064 742	33 796 509	22 955 590	20 448 703
AUSTRIA	29 397 523	26 404 838	18 202 661	15 971 237	39 737 714	37 257 138	24 586 275	22 550 263
FAEROE IS	36 924	47 078	22 738	28 480	2 644	2 009	1 648	1 194
ANDORRA	1 610	2 494	1 003	1 525	51 346	62 408	31 926	37 698
GIBRALTAR	8 603	601	5 347	364	17 595	22 163	10 987	13 229
VATICAN CITY	584	679	357	414	4 245	2 777	2 700	1 672
MALTA	353 876	353 053	219 457	213 900	491 202	456 643	299 937	273 783
SAN MARINO	2 945		1 861		8 808		5 483	
TURKEY	7 237 797	6 662 520	4 478 759	4 025 789	6 299 695	8 423 109	3 875 903	5 086 154
ESTONIA	191 607	165 593	118 488	99 901	266 694	171 419	165 452	103 115
LATVIA	419 129	293 819	260 718	178 023	508 204	349 277	315 944	210 568
LITHUANIA	418 749	321 655	261 003	194 149	784 479	502 060	483 963	302 550
POLAND	10 125 934	8 638 562	6 279 449	5 219 094	10 352 550	9 701 615	6 418 862	5 864 288
CZECH REPUB	8 496 788	6 435 762	5 270 967	3 890 002	9 642 574	7 654 172	5 975 734	4 624 343
SLOVAKIA	2 197 956	1 481 073	1 363 198	899 384	2 036 171	1 402 357	1 265 486	846 914
HUNGARY	5 410 020	4 526 304	3 359 820	2 734 474	6 376 403	5 158 355	3 951 290	3 116 931
ROMANIA	1 826 649	1 369 965	1 134 939	827 178	2 006 946	1 805 618	1 246 287	1 090 209
BULGARIA	744 151	572 618	461 943	345 988	1 072 266	905 080	662 709	546 019
ALBANIA	22 805	18 939	14 165	11 421	60 685	69 686	37 478	41 304
UKRAINE	507 901	413 763	315 343	249 492	1 773 113	1 540 583	1 098 461	929 923
BELARUS	493 419	328 680	307 483	198 742	739 093	792 021	457 178	478 203
MOLDOVA	51 625	28 059	32 005	16 846	88 520	61 456	55 150	36 981
RUSSIA	13 169 104	10 720 092	8 166 588	6 484 983	10 753 978	11 392 936	6 643 547	6 875 767
GEORGIA	6 632	4 649	4 166	2 793	27 588	23 333	17 026	14 159
ARMENIA	13 789	1 887	8 520	1 133	23 116	19 294	14 394	11 628
AZERBAIJAN	11 960	17 130	7 465	10 384	60 113	45 467	37 021	27 452
KAZAKHSTAN	135 555	161 865	84 116	97 630	814 427	732 721	502 012	440 828
TURKMENISTAN	64 781	61 790	40 164	37 081	143 125	76 005	89 268	45 593
UZBEKISTAN	498 637	497 094	310 182	299 188	519 034	223 934	321 814	135 816
TADJIKISTAN	32 108	20 552	19 798	12 430	22 961	12 897	13 996	7 759
KYRGHYZSTAN	12 650	5 809	7 940	3 515	33 216	19 466	20 815	11 674
SLOVENIA	3 344 889	2 998 286	2 069 231	1 813 014	2 801 211	2 464 317	1 735 727	1 489 211
CROATIA	1 401 267	1 377 998	866 619	832 491	2 168 312	1 771 915	1 346 922	1 069 493
BOS HERZEGOV	14 455	25 455	8 947	15 441	32 735	57 488	57 771	34 796
SERB MONTNEG	3 819	1 011	2 448	605	86 590	43 183	53 849	26 013
MACEDONIA	521 915	490 399	323 257	296 593	498 937	412 063	309 396	248 949
AFRICA	14 279 880	14 336 218	8 822 045	8 671 933	14 680 740	14 322 610	9 077 471	8 651 475
MOROCCO	908 128	902 872	558 810	545 940	1 231 851	1 044 104	763 561	630 621
ALGERIA	1 692 138	2 322 912	1 047 668	1 406 282	755 265	617 670	464 297	371 827
TUNISIA	1 342 700	1 227 109	830 787	741 171	1 290 856	1 304 796	797 986	788 335
LIBYA	2 459 079	2 620 769	1 521 285	1 587 859	1 053 177	1 262 338	647 828	761 855
EGYPT	471 655	440 292	290 406	266 153	2 082 265	2 142 139	1 286 660	1 294 744
SUDAN	40 972	42 505	25 113	25 686	71 318	68 599	43 775	41 352
MAURITANIA	20 990	13 307	12 929	8 016	53 303	36 201	32 500	21 829
MALI	6 866	11 849	4 219	7 216	23 706	36 372	14 466	22 005
BURKINA FASO	1 491	1 717	933	1 031	14 053	16 074	8 677	9 883
NIGER	857	1 785	531	1 090	15 835	28 370	9 633	17 189
CHAD	23 717	24 021	14 693	14 432	2 841	5 301	1 760	3 227
CAPE VERDE	224	92	143	54	9 768	14 536	6 023	8 822
SENEGAL	28 688	25 210	17 667	15 257	35 773	53 703	22 042	32 364
GAMBIA	2 022	449	1 256	262	21 792	22 583	13 199	13 605
GUIN BISSAU	19	142	11	82	3 789	5 568	2 341	3 337
GUINEA	73 798	68 315	45 381	41 296	45 641	31 669	28 106	19 094
SIERRA LEONE	27 800	40 596	17 195	24 540	18 358	19 664	11 342	11 824
LIBERIA	4 244	1 966	2 693	1 203	318 897	380 719	199 588	231 524
IVORY COAST	640 013	557 506	395 107	337 630	100 465	80 868	62 421	48 887
GHANA	389 622	333 753	241 813	201 532	167 391	176 686	103 714	106 568
TOGO	7 793	6 651	4 920	3 997	28 646	27 479	17 824	16 511
BENIN	2 518	1 378	1 552	827	39 108	37 199	24 173	22 425
NIGERIA	1 549 970	1 440 611	951 100	869 145	805 248	1 140 696	493 799	688 399
CAMEROON	190 204	177 404	117 142	107 199	78 202	72 503	48 905	43 959
CENT AFR REP	6 653	3 989	4 012	2 407	7 178	7 313	4 497	4 412
EQUAT GUINEA	4 337	3 696	2 693	2 241	1 869	1 826	1 166	499
S TOME PRINC	1 059	1 097	648	654	711	2 516	1 435	1 518
GABON	35 743	12 602	23 122	7 538	41 833	32 508	26 001	19 517
CONGO	34 230	64 091	21 271	39 015	39 865	44 846	24 525	26 572
ZAIRE	58 555	64 517	36 226	39 200	106 716	59 290	66 824	35 733
RWANDA	22 888	55 932	13 443	33 857	10 360	35 308	6 240	21 283
BURUNDI	50 482	59 455	31 125	36 086	20 146	25 228	12 528	15 164
ST HELENA		27		17	46		27	26
ANGOLA	258 587	155 561	162 946	93 596	37 975	48 835	23 276	29 563
ETHIOPIA	141 288	84 332	88 244	50 640	171 766	170 566	106 073	103 157
ERITREA	111		68		7 525		4 754	
DJIBOUTI	420	511	253	307	10 771	15 332	6 663	9 292
SOMALIA	989	132	806	80	3 326	7 633	2 082	4 568
KENYA	250 295	199 172	155 011	120 478	241 314	176 693	149 860	106 355
UGANDA	87 951	24 681	55 404	14 875	37 179	48 957	22 777	29 382
TANZANIA	83 811	86 872	51 632	52 661	115 306	128 462	71 446	77 548
SEYCHELLES	3 947	1 634	2 454	1 003	6 731	16 117	4 065	9 712
BRIT IND OC	13 409	4 433	8 268	2 642	180	61	107	37
MOZAMBIQUE	12 565	5 380	7 868	3 227	31 713	39 140	19 508	23 495
MADAGASCAR	87 855	76 010	54 626	45 861	34 694	39 375	21 345	23 731
REUNION	3 620	2 831	2 241	1 709	62 707	65 712	38 986	39 491

5 IMPORTS AND EXPORTS (SPECIAL TRADE) BY CONTINENTS AND COUNTRIES
(COUNTRIES OF PRODUCTION AND CONSUMPTION)

COUNTRY	IMPORTS				EXPORTS			
	1994 1 000 DM	1993 1 000 DM	1994 1 000 \$	1993 1 000 \$	1994 1 000 DM	1993 1 000 DM	1994 1 000 \$	1993 1 000 \$
MAURITIUS	147 897	175 931	91 519	106 185	123 885	134 012	76 782	80 563
COMOROS	2 350	3 996	1 414	2 406	368	1 990	233	1 181
MAYOTTE	594	270	372	160	110	218	64	135
ZAMBIA	32 019	14 085	19 860	8 570	39 155	81 987	24 114	49 523
ZIMBABWE	239 616	173 046	146 860	104 464	147 978	116 596	91 793	70 483
MALAWI	89 070	65 551	55 155	39 722	26 135	36 024	15 990	21 631
SOUTH AFRICA	2 630 838	2 632 593	1 623 622	1 593 752	5 002 144	4 307 503	3 099 545	2 604 444
NAMIBIA	38 764	34 719	23 898	20 999	35 444	35 850	21 934	21 629
BOTSWANA	31 463	38 445	19 645	23 175	26 232	6 344	15 618	3 840
SWAZILAND	9 196	7 127	5 884	4 289	11 495	4 576	7 036	2 724
LESOTHO	13 764	20 229	8 501	12 217	10 330	6 913	6 557	4 223
AMERICA	63 408 522	56 852 365	39 197 267	34 393 902	75 486 155	65 936 497	46 713 763	39 832 070
USA	44 679 243	40 342 203	27 597 313	24 409 525	54 157 683	46 750 720	33 512 458	28 245 111
CANADA	4 375 564	3 995 022	2 705 785	2 419 453	4 394 121	3 954 846	2 716 705	2 388 306
GREENLAND	3 356	4 267	2 077	2 077	2 084	1 585	1 292	898
ST PIERRE	491	777	307	468	1 382	544	878	327
MEXICO	875 032	799 661	539 807	483 335	4 502 520	4 306 433	2 783 593	2 602 556
BERMUDA	3 552	1 778	2 203	1 086	27 061	69 157	17 093	40 663
GUATEMALA	191 760	136 975	119 011	82 471	177 120	156 594	109 864	94 305
BELIZE	3 459	3 831	2 103	2 310	1 649	3 581	1 018	2 168
HONDURAS	109 432	197 982	68 078	120 092	65 823	68 665	40 807	41 172
EL SALVADOR	346 623	117 698	217 690	70 609	95 634	91 606	59 017	55 244
NICARAGUA	59 054	46 983	36 621	28 320	20 152	15 305	12 308	9 275
COSTA RICA	611 828	397 663	377 590	240 279	147 919	143 645	91 390	86 611
PANAMA	207 948	203 903	129 666	124 189	212 588	183 872	131 358	111 069
ANGUILLA	58	77	35	11	139	1 046	86	652
CUBA	48 661	34 873	30 200	21 184	65 136	65 250	40 557	39 492
ST CHRISTOPH	140	20	83	11	322	124	199	76
HAITI	9 264	7 435	5 710	4 484	20 597	15 836	12 688	9 567
BAHAMAS	12 516	75 071	7 750	45 418	29 931	100 226	18 404	60 359
TURKS CAICOS	18	93	11	56	532	498	318	300
DOMINIC REP	94 941	52 104	59 180	31 448	114 615	70 125	70 530	42 329
AM VIRGIN IS	83	160	48	97	4 358	3 655	2 730	2 184
GUADELOUPE	3 605	3 317	2 208	1 973	51 127	45 512	31 478	27 345
ANTIGUA	140	42	82	25	16 977	4 841	10 803	2 927
DOMINICA	300	1 369	187	799	2 699	1 596	1 694	958
BRIT VIRG IS	1 587	14 539	980	8 799	1 424	7 258	889	4 474
MARTINIQUE	16 544	4 104	10 169	2 488	44 345	52 373	27 300	31 562
CAYMAN IS	451	1 766	273	1 083	1 447	1 820	901	1 104
JAMAICA	71 808	69 254	44 382	41 863	39 441	43 914	24 381	26 628
ST LUCIA	2 183	3 618	1 329	2 198	8 012	6 080	4 788	3 655
ST VINCENT	43	157	24	96	2 477	11 649	1 516	7 114
BARBADOS	1 718	9 585	1 048	5 778	21 889	23 568	13 587	14 193
TRINIDAD TOB	58 591	76 865	36 181	46 370	46 612	44 480	28 885	26 935
GRENADA	3 055	2 428	1 901	1 469	924	905	567	536
ARUBA	889	207	553	127	9 605	12 093	5 896	7 323
NETH ANTILL	32 143	56 460	20 028	34 254	39 029	53 379	24 136	32 501
COLOMBIA	1 400 551	1 168 167	869 225	707 128	984 548	824 379	608 632	498 170
VENEZUELA	795 297	995 867	497 696	601 551	731 498	927 135	448 604	560 550
GUYANA	20 272	10 357	12 882	6 216	7 627	20 832	4 621	12 490
SURINAME	68 822	39 689	42 370	23 773	10 666	9 198	6 626	5 538
FRENCH GUIAN	11 416	10 540	6 762	6 212	289 946	224 291	180 452	134 040
ECUADOR	457 282	300 473	283 329	181 750	337 067	278 613	207 940	168 277
PERU	448 765	331 965	278 570	200 729	393 325	265 783	242 601	160 293
BRAZIL	5 159 680	4 416 898	3 193 149	2 670 424	5 070 461	4 230 332	3 148 699	2 556 660
CHILE	1 231 921	1 027 656	760 187	621 770	914 090	931 393	566 723	563 400
BOLIVIA	69 867	60 793	43 357	36 726	88 708	85 829	55 211	52 039
PARAGUAY	28 487	55 823	17 801	33 433	137 537	98 376	84 880	59 163
URUGUAY	210 510	186 855	130 441	112 936	153 681	169 707	95 047	102 499
ARGENTINA	1 679 440	1 585 269	1 040 802	956 497	2 039 482	1 557 447	1 263 527	938 789
FALKLAND IS	132	6	77	4	145	401	86	243
ASIA	97 464 785	93 136 801	60 216 838	56 335 017	88 864 805	78 061 590	55 020 128	47 151 230
CYPRUS	194 443	200 433	118 345	120 787	1 007 851	854 869	624 356	516 872
LEBANON	24 125	17 143	15 025	10 325	743 444	504 888	458 494	304 468
SYRIA	1 008 326	1 177 570	630 432	713 862	828 790	688 201	511 680	415 528
IRAQ	242	630	147	387	19 895	69 372	12 340	41 611
IRAN	1 336 830	1 315 013	828 084	795 708	2 578 350	4 109 508	1 579 155	2 487 588
ISRAEL	1 563 483	1 452 626	967 382	878 016	3 612 539	3 129 542	2 232 869	1 890 176
JORDAN	14 217	11 988	8 823	7 248	476 995	428 853	294 851	258 634
SAUDI ARABIA	1 541 482	1 960 951	949 388	1 186 124	4 147 939	3 602 920	2 558 503	2 177 883
KUWAIT	275 258	61 818	171 240	37 766	813 498	887 436	501 505	536 498
BAHRAIN	43 607	46 292	26 739	28 148	224 615	243 133	138 959	146 630
QATAR	10 145	15 099	6 244	9 094	405 975	219 581	255 119	132 752
ARAB EMIRAT	219 222	251 409	135 097	152 037	2 655 534	2 205 865	1 640 203	1 332 657
OMAN	14 700	12 247	8 882	7 416	308 306	309 913	191 070	187 265
YEMEN	64 482	145 595	37 955	88 548	129 660	118 271	79 777	71 395
AFGHANISTAN	16 465	26 645	10 113	16 087	29 608	18 244	18 436	10 944
PAKISTAN	945 930	952 289	580 782	576 092	1 104 352	1 154 442	679 852	695 961
INDIA	3 494 904	3 232 626	2 150 625	1 956 751	3 340 988	3 005 209	2 074 560	1 816 575
BANGLADESH	512 402	445 512	316 881	269 041	253 189	190 340	169 125	114 771
MALDIVES	9 606	4 137	5 977	2 490	6 608	9 058	4 088	5 477
SRI LANKA	477 470	457 673	296 052	276 542	239 396	233 538	148 261	141 072
NEPAL	267 145	326 195	163 644	197 091	23 497	19 773	14 594	11 838
BHUTAN	170	76	101	45	2 777	1 708	1 691	1 036
MYANMAR	30 196	23 512	18 624	14 195	43 422	57 866	26 695	35 147
THAILAND	3 384 325	3 136 473	2 087 140	1 897 494	4 506 085	3 373 420	2 791 667	2 036 534
LAOS	33 080	22 206	20 449	13 360	11 848	6 715	7 444	4 060
VIETNAM	671 375	482 871	416 261	291 514	241 289	203 354	150 177	123 032
CAMBODIA	22 286	48 409	13 528	29 229	6 400	3 862	3 981	2 332
INDONESIA	3 010 280	2 674 436	1 857 739	1 618 225	3 536 006	3 132 341	2 189 263	1 897 036
MALAYSIA	3 977 475	3 412 029	2 460 322	2 063 715	3 372 215	2 389 663	2 096 902	1 440 209
BRUNEI	1 990	11 227	1 244	6 839	137 261	94 234	84 901	56 866
SINGAPORE	4 800 652	4 049 362	2 964 534	2 448 271	4 530 865	3 732 989	2 809 496	2 259 010
PHILIPPINES	1 509 632	1 290 859	934 247	780 715	1 358 523	1 069 802	844 233	645 622
MONGOLIA	11 279	5 790	7 034	3 478	29 536	10 653	18 316	6 377
CHINA	15 399 938	13 808 502	9 505 267	8 345 241	10 296 535	9 597 972	6 350 817	5 795 734
NORTH KOREA	102 625	121 414	63 435	73 415	88 160	78 149	53 990	47 322
SOUTH KOREA	6 827 508	5 690 362	4 216 116	3 440 315	7 376 096	5 718 688	4 581 298	3 452 386

5 IMPORTS AND EXPORTS (SPECIAL TRADE) BY CONTINENTS AND COUNTRIES
(COUNTRIES OF PRODUCTION AND CONSUMPTION)

COUNTRY	IMPORTS				EXPORTS			
	1994 1 000 DM	1993 1 000 DM	1994 1 000 \$	1993 1 000 \$	1994 1 000 DM	1993 1 000 DM	1994 1 000 \$	1993 1 000 \$
JAPAN	34 143 824	34 105 735	21 116 103	20 636 853	17 917 706	15 772 610	11 118 535	9 521 379
TAIWAN	7 236 701	7 409 028	4 468 294	4 484 874	6 638 903	5 815 147	4 106 846	3 515 171
HONG KONG	3 901 197	4 354 347	2 412 026	2 631 143	5 788 083	4 979 378	3 586 058	3 009 228
MACAO	365 762	376 272	226 457	226 536	32 066	20 083	20 021	12 094
AUSTRALIA AND OCEANIA	2 922 946	2 575 852	1 810 054	1 558 816	5 531 636	4 722 417	3 436 033	2 854 661
AUSTRALIA	1 809 322	1 635 450	1 117 722	990 025	4 704 045	4 078 996	2 924 134	2 466 339
PAPUA NEW G	340 399	249 361	213 178	151 285	28 273	13 864	17 083	8 316
AUST OCEANIA	338	259	214	153	4 171	3 889	2 568	2 359
NAURU	140	63	83	40	560	1 417	347	836
NEW ZEALAND	638 754	611 700	396 107	369 471	701 906	543 088	434 763	327 946
SOLOMON IS	5 599	5 582	3 491	3 362	973	1 651	592	999
TUVALU	134	204	80	121	369	798	232	474
NEW CALEDON	106 682	44 154	85 853	26 821	32 792	36 035	20 087	21 729
AM OCEANIA	2 059	4 776	1 284	2 829	7 632	5 218	4 648	3 124
WALLIS FUTUN	213	6	137	4	1	12	1	7
KIRIBATI	1 103	2 200	646	1 311	73	414	46	244
PITCAIRN		1		1	4 134	7	2 663	4
N ZEAL OCEAN	1 180	2 486	730	1 509	11 183	6 502	6 887	3 961
FIJI	4 635	5 371	2 934	3 254	8 129	5 626	5 033	3 384
VANUATU	6 743	7 184	4 225	4 344	408	376	248	229
TONGA	67	283	42	175	290	499	175	299
WEST SAMOA	381	224	229	134	2 057	2 803	1 275	1 679
N MARIANAS					219		133	
FR POLYNESIA	2 768	2 938	1 754	1 771	23 034	20 420	14 226	12 260
MICRONESIA	2	170	1	106	17	38	10	22
MARSHALL ISL	39	392	24	239	77	116	47	71
POLAR REG	2 388	3 048	1 520	1 861	1 293	648	835	379
MISCELLANEOUS	200 950	211 634	124 969	127 832	1 165 173	1 576 019	720 963	950 568
SHIPS SUPPL	198 155	189 664	123 313	114 421	974 919	898 762	605 626	543 882
UNID COUNTR	2 795	21 970	1 656	13 411	190 254	677 257	115 337	406 686
TOTAL	616 955 365	566 495 199	381 635 757	342 737 248	690 572 701	628 386 638	427 135 563	380 123 869

6 IMPORTS AND EXPORTS (SPECIAL TRADE) BY GROUPS OF THE SITC-REV. III AND BY COUNTRIES OF PRODUCTION AND CONSUMPTION 1994

GROUP COUNTRY	DT = 100 KG	1 000 DM	1 000 \$	GROUP COUNTRY	DT = 100 KG	1 000 DM	1 000 \$
001 LIVE ANIMALS				ZIMBABWE	4	121	78
IMPORTS	2 568 120	708 666	439 151	SOUTH AFRICA	419	758	472
FRANCE	108 473	58 300	36 030	USA	3 724	14 002	8 634
BELGIUM LUX	178 009	47 374	29 283	CANADA	239	1 282	815
NETHERLANDS	1 602 078	384 718	239 059	MEXICO	913	1 285	806
ITALY	3 616	1 631	1 019	GUATEMALA	24	469	292
UNTD KINGDOM	29 768	13 612	8 489	COLOMBIA	1 038	1 930	1 179
IRELAND	538	205	126	VENEZUELA	24	190	112
DENMARK	176 741	36 878	22 699	ECUADOR	42	188	120
SPAIN	1 369	251	150	PERU	9	207	129
EU	2 100 592	542 969	336 855	BRAZIL	11 744	10 634	6 735
ICELAND	3 778	2 840	1 757	CHILE	44	309	182
NORWAY	38	120	73	BOLIVIA	57	431	262
SWEDEN	638	1 192	744	ARGENTINA	15	126	80
FINLAND	172	456	283	LEBANON	615 185	88 862	54 823
SWITZERLAND	16 542	7 235	4 502	SYRIA	21	187	117
AUSTRIA	109 238	26 016	15 976	IRAN	23	810	496
ESTONIA	1 276	196	121	ISRAEL	271	504	322
LATVIA	2 797	647	401	JORDAN	36 730	9 322	5 772
LITHUANIA	6 917	807	504	SAUDI ARABIA	43 478	11 367	6 961
POLAND	93 449	31 996	19 795	KUWAIT	8 246	3 125	1 929
CZECH REPUB	166 968	48 133	29 720	BAHRAIN	25	53	33
SLOVAKIA	6 758	2 492	1 526	QATAR	71	312	194
HUNGARY	39 061	12 783	7 865	ARAB EMIRAT	1 814	1 454	881
ROMANIA	4 620	1 006	625	OMAN	16	305	195
BULGARIA	1 409	247	151	YEMEN	6 406	1 035	607
UKRAINE	532	159	96	PAKISTAN	170	1 030	625
BELARUS	1 108	279	170	INDIA	15	51	31
RUSSIA	2 380	635	399	BANGLADESH	2	80	46
SLOVENIA	114	96	57	SRI LANKA	15	230	143
EGYPT	15	60	37	THAILAND	88	543	342
SENEGAL	15	141	87	INDONESIA	67	1 392	870
GHANA	8	71	44	MALAYSIA	55	464	281
BENIN	10	72	44	SINGAPORE	58	231	140
CAMEROON	1	92	58	PHILIPPINES	10	138	89
ZAIRE	7	344	216	CHINA	22	225	141
TANZANIA	61	559	348	SOUTH KOREA	9	125	80
MADAGASCAR	2	138	86	JAPAN	165	1 687	1 035
SOUTH AFRICA	11	226	141	TAIWAN	27	305	186
USA	4 325	14 365	8 906	HONG KONG	8	70	45
CANADA	3 863	6 146	3 794	AUSTRALIA	5	90	57
NICARAGUA	7	507	317	UNID COUNTR	43	152	93
COLOMBIA	4	38	60	011 BOVINE MEAT			
SURINAME	9	205	126	IMPORTS	2 668 913	2 008 560	1 239 665
PERU	12	161	100	FRANCE	823 207	553 103	339 868
BRAZIL	161	287	172	BELGIUM LUX	123 717	90 646	56 145
CHILE	18	68	39	NETHERLANDS	551 307	382 376	236 369
URUGUAY	40	83	49	ITALY	44 588	27 307	16 568
ARGENTINA	447	590	355	UNTD KINGDOM	5 147	5 360	3 278
PAKISTAN	5	88	55	IRELAND	109 341	86 521	52 957
THAILAND	9	103	63	DENMARK	246 791	113 020	69 138
VIETNAM	33	109	65	GREECE	115	49	30
INDONESIA	85	347	212	SPAIN	18 572	9 405	5 876
MALAYSIA	27	275	168	EU	1 922 796	1 267 792	780 232
SINGAPORE	90	295	183	NORWAY	394	336	215
PHILIPPINES	38	494	303	SWEDEN	52	49	31
CHINA	31	753	466	SWITZERLAND	3 189	2 001	1 235
JAPAN		350	215	AUSTRIA	87 982	41 631	25 665
HONG KONG	31	319	195	TURKEY	286	123	79
AUSTRALIA	92	286	171	POLAND	1 250	828	497
NEW ZEALAND	15	287	170	CZECH REPUB	2 551	1 764	1 107
EXPORTS	3 323 556	1 054 661	652 146	SLOVAKIA	3 656	2 821	1 729
FRANCE	245 360	89 842	55 399	HUNGARY	8 524	4 802	2 914
BELGIUM LUX	379 227	103 453	63 622	ROMANIA	2 764	2 146	1 334
NETHERLANDS	1 332 857	439 049	272 292	CROATIA	483	413	247
ITALY	214 060	96 491	59 529	CENT AFR REP	1 266	682	407
UNTD KINGDOM	2 573	2 932	1 804	MADAGASCAR	10 090	4 888	3 077
IRELAND	4 188	2 022	1 190	ZIMBABWE	32 956	22 796	13 668
DENMARK	8 573	8 210	5 034	NAMIBIA	36 714	22 594	13 948
GREECE	5 339	2 365	1 437	BOTSWANA	46 109	29 291	18 315
PORTUGAL	3 376	1 853	1 152	USA	905	1 614	1 023
SPAIN	50 347	20 902	12 914	PERU	112	91	58
EU	2 245 900	767 119	474 373	BRAZIL	89 139	89 470	56 017
CANARY IS	3 556	1 348	839	PARAGUAY	10 134	8 792	5 521
NORWAY	73	330	204	URUGUAY	67 431	62 908	39 156
SWEDEN	395	775	473	ARGENTINA	331 875	434 402	269 292
FINLAND	28	95	59	ISRAEL	384	228	134
SWITZERLAND	26 766	23 570	14 608	AUSTRALIA	5 965	3 372	2 064
AUSTRIA	10 263	10 172	6 342	NEW ZEALAND	1 702	2 599	1 613
TURKEY	39 725	11 967	7 092	EXPORTS	4 072 357	1 917 654	1 183 002
LATVIA	42	242	148	FRANCE	977 707	606 069	373 454
LITHUANIA	132	117	69	BELGIUM LUX	30 623	20 746	12 646
POLAND	7 596	7 943	4 948	NETHERLANDS	182 805	88 035	54 487
CZECH REPUB	12 750	7 344	4 564	ITALY	793 529	559 313	346 468
SLOVAKIA	3 588	1 244	759	UNTD KINGDOM	18 264	8 510	5 339
HUNGARY	1 908	1 811	1 109	IRELAND	232	164	104
ROMANIA	299	361	232	DENMARK	217 789	136 912	84 234
BULGARIA	24	133	84	GREECE	191 056	113 404	69 889
UKRAINE	7 143	3 331	2 099	PORTUGAL	6 383	3 921	2 333
BELARUS	242	75	48	SPAIN	18 038	12 276	7 524
RUSSIA	5 281	3 258	2 043	EU	2 436 426	1 549 350	956 478
KAZAKHSTAN	34	3 161	2 027	CANARY IS	6 918	1 991	1 286
TURKMENISTAN	1 054	316	181	NORWAY	378	176	107
SLOVENIA	751	263	169	SWEDEN	8 272	4 586	2 717
CROATIA	7 830	2 377	1 470	FINLAND	150	4 402	2 246
BOS HERZEGOV	1 522	313	199	SWITZERLAND	9 769	4 730	2 859
MOROCCO	92 340	25 854	16 189	AUSTRIA	7 543	4 021	2 535
ALGERIA	8 287	1 213	756	GIBRALTAR	254	151	96
TUNISIA	1 983	748	446	MALTA	351	324	210
LIBYA	45 172	7 856	4 788	TURKEY	66 555	13 096	7 818
EGYPT	67 221	14 922	9 203	ESTONIA	437	102	61
NIGERIA	4	78	45				

6 IMPORTS AND EXPORTS (SPECIAL TRADE) BY GROUPS OF THE SITC-REV. III AND BY COUNTRIES OF PRODUCTION AND CONSUMPTION 1994

GROUP COUNTRY	DT = 100 KG	1 000 DM	1 000 \$	GROUP COUNTRY	DT = 100 KG	1 000 DM	1 000 \$
LATVIA	330	56	32	GREECE	49 435	13 822	8 552
LITHUANIA	294	94	57	PORTUGAL	2 393	815	492
POLAND	109 337	19 221	11 715	SPAIN	24 453	11 848	7 368
CZECH REPUB	26 461	6 409	4 121	EU	1 668 676	564 415	349 675
SLOVAKIA	15 656	3 474	2 252	SWEDEN	29 552	1 524	947
HUNGARY	97 260	17 694	10 931	FINLAND	105	78	49
ROMANIA	2 870	773	493	SWITZERLAND	35 398	12 996	8 085
BULGARIA	17 169	3 357	2 073	AUSTRIA	34 572	10 359	6 481
ALBANIA	3 302	545	342	MALTA	354	122	76
RUSSIA	315 424	68 782	42 468	TURKEY	741	170	103
KAZAKHSTAN	1 846	421	248	ESTONIA	630	155	97
TURKMENISTAN	33 223	6 897	4 164	LATVIA	5 422	1 124	684
UZBEKISTAN	184 119	33 638	21 352	LITHUANIA	9 226	1 339	810
TADJIKISTAN	4 048	694	400	POLAND	25 595	4 403	2 639
SLOVENIA	46 273	12 454	7 881	CZECH REPUB	5 802	1 411	883
CROATIA	52 173	15 086	9 601	SLOVAKIA	1 051	205	122
BOS HERZEGOV	4 872	1 691	1 090	HUNGARY	132 364	20 072	12 684
SERB MONTNEG	1 345	534	339	ROMANIA	881	156	99
MACEDONIA	2 696	632	404	BULGARIA	3 335	529	342
MOROCCO	31 176	6 422	3 938	UKRAINE	10 055	2 040	1 226
ALGERIA	26 415	7 578	4 777	RUSSIA	545 272	105 398	64 196
TUNISIA	224	97	58	UZBEKISTAN	368	132	84
LIBYA	3 229	1 351	828	SLOVENIA	3 194	936	576
EGYPT	224 176	42 823	26 437	CROATIA	10 346	2 643	1 626
LIBERIA	2 490	420	260	BOS HERZEGOV	1 648	413	265
IVORY COAST	1 945	146	92	MACEDONIA	701	276	165
GHANA	1 448	201	129	MOROCCO	26	133	78
NIGERIA	350	180	115	LIBYA	39	68	39
GABON	5 065	671	411	LIBERIA	705	108	65
CONGO	536	64	42	IVORY COAST	1 041	61	37
ZAIRE	18 606	1 499	948	NIGERIA	249	113	71
ANGOLA	140	49	31	USA	391	131	83
COMOROS	1 530	164	105	GUADELOUPE	237	74	43
SOUTH AFRICA	120	59	36	ARUBA	240	77	50
USA	1 623	797	481	NETH ANTILL	387	102	64
MEXICO	518	89	54	BAHRAIN	2 185	332	206
PANAMA	173	79	47	ARAB EMIRAT	390	88	53
LEBANON	10 810	2 446	1 514	INDIA	224	76	44
SYRIA	5 471	599	350	THAILAND	1 141	120	73
IRAQ	2 538	136	86	CHINA	7 445	1 144	713
IRAN	192 865	57 234	33 581	JAPAN	480	72	46
ISRAEL	6 213	1 608	973	HONG KONG	55 612	9 531	5 924
JORDAN	36 799	7 969	4 956	UNID COUNTR	214	92	52
SAUDI ARABIA	15 877	5 109	3 113				
KUWAIT	4 352	1 964	1 200	016 MEAT, ED. OFFL, DRY, SLT, SMK			
BAHRAIN	229	108	71	IMPORTS	215 932	221 884	138 181
QATAR	226	47	31	FRANCE	79 068	48 957	30 412
ARAB EMIRAT	7 860	3 622	2 249	BELGIUM LUX	38 739	38 393	23 830
OMAN	1 109	418	255	NETHERLANDS	9 666	12 048	7 424
SINGAPORE	275	143	92	ITALY	58 925	95 605	59 972
PHILIPPINES	10 634	1 909	1 206	UNTD KINGDOM	268	279	170
JAPAN	154	81	49	DENMARK	22 360	14 512	8 855
UNID COUNTR	162	73	43	SPAIN	3 070	5 042	3 154
				EU	212 239	214 873	133 838
012 OTHER MEAT, MEAT OFFAL				SWEDEN	69	141	89
IMPORTS	13 459 178	5 184 357	3 221 055	SWITZERLAND	2 088	4 919	3 041
FRANCE	1 279 815	571 142	356 951	AUSTRIA	934	1 169	718
BELGIUM LUX	2 260 733	824 632	512 466	SLOVENIA	415	669	423
NETHERLANDS	5 396 631	1 788 540	1 106 724	USA	84	60	40
ITALY	234 324	90 523	56 154	EXPORTS	146 088	105 657	65 219
UNTD KINGDOM	715 504	231 982	143 629	FRANCE	32 071	30 822	19 134
IRELAND	174 768	59 112	36 547	BELGIUM LUX	5 899	8 282	5 129
DENMARK	1 715 173	596 641	370 698	NETHERLANDS	10 804	8 147	5 053
GREECE	6 157	2 492	1 558	ITALY	10 889	8 923	5 476
SPAIN	180 324	69 702	43 324	UNTD KINGDOM	50 365	28 380	17 385
EU	11 963 434	4 234 768	2 628 052	IRELAND	5 942	3 027	1 889
SWEDEN	1 795	1 175	734	DENMARK	11 041	7 344	4 499
SWITZERLAND	6 964	2 353	1 460	GREECE	44	56	35
AUSTRIA	11 571	7 208	4 477	SPAIN	741	371	230
TURKEY	4 091	5 317	3 324	EU	127 807	95 369	58 842
LATVIA	1 222	1 380	850	CANARY IS	80	174	107
POLAND	175 625	116 293	73 536	SWEDEN	595	832	516
CZECH REPUB	50 331	23 034	14 273	SWITZERLAND	703	474	297
SLOVAKIA	3 574	1 733	1 076	AUSTRIA	1 841	721	453
HUNGARY	361 180	217 327	137 031	LITHUANIA	839	212	128
ROMANIA	7 997	4 839	2 983	HUNGARY	851	194	122
BULGARIA	1 168	683	419	UKRAINE	165	177	109
BELARUS	174	111	69	BELARUS	262	116	70
SLOVENIA	643	568	353	RUSSIA	9 555	4 913	3 029
CROATIA	4 426	3 076	1 868	KAZAKHSTAN	66	53	33
SOUTH AFRICA	1 089	1 288	799	CRDATIA	283	196	123
USA	16 063	4 777	3 017	SERB MONTNEG	817	232	147
CANADA	1 205	671	425	MACEDONIA	376	166	107
BRAZIL	112 360	80 511	50 173	USA	268	236	145
CHILE	2 888	1 969	1 239	MARTINIQUE	404	202	132
URUGUAY	20 376	12 682	7 614	ARGENTINA	381	350	224
ARGENTINA	38 350	24 022	15 360	THAILAND	27	79	46
ISRAEL	5 440	5 548	3 488	SINGAPORE	54	62	39
THAILAND	119 242	82 204	50 924	PHILIPPINES	45	88	55
VIETNAM	132	55	35	JAPAN	80	158	98
CHINA	183 767	111 062	69 518	HONG KONG	144	244	153
HONG KONG	60	81	51				
AUSTRALIA	45 762	31 338	19 325	017 MEAT, OFFL, PRPD, PRSVD, NES			
NEW ZEALAND	317 864	208 101	128 469	IMPORTS	1 712 162	1 069 067	660 702
EXPORTS	2 598 438	743 587	459 780	FRANCE	159 804	122 350	76 202
FRANCE	151 878	81 514	50 717	BELGIUM LUX	246 077	189 977	105 244
BELGIUM LUX	74 504	22 147	13 741	NETHERLANDS	265 413	158 200	97 787
NETHERLANDS	487 227	128 049	78 864	ITALY	62 014	64 022	39 952
ITALY	682 356	244 113	151 279	UNTD KINGDOM	19 464	17 414	10 721
UNTD KINGDOM	141 175	47 082	29 460	IRELAND	10 446	8 447	5 243
IRELAND	357	155	89				
DENMARK	54 898	14 870	9 113				

6 IMPORTS AND EXPORTS (SPECIAL TRADE) BY GROUPS OF THE SITC-REV. III AND BY COUNTRIES OF PRODUCTION AND CONSUMPTION 1994

GROUP COUNTRY	DT = 100 KG	1 000 DM	1 000 \$	GROUP COUNTRY	DT = 100 KG	1 000 DM	1 000 \$
DENMARK	350 518	207 002	127 048	UNITED KINGDOM	264 945	94 452	58 379
GREECE	513	358	220	IRELAND	207 907	74 715	46 859
SPAIN	9 332	8 490	5 259	DENMARK	166 547	48 874	30 418
EU	1 123 590	756 267	467 680	GREECE	14 116	6 457	4 031
NORWAY	82	56	33	PORTUGAL	4 436	1 687	984
SWEDEN	18 077	10 270	6 401	SPAIN	44 617	21 110	13 065
FINLAND	145	114	65	EU	9 699 395	926 212	572 546
SWITZERLAND	136	201	122	NORWAY	3	160	98
AUSTRIA	29 708	9 600	5 930	SWEDEN	122	105	63
POLAND	79 768	34 603	21 344	SWITZERLAND	3 511	1 400	867
CZECH REPUBL	528	235	139	AUSTRIA	454 727	6 754	4 149
SLOVAKIA	442	686	446	LITHUANIA	31 020	4 914	3 175
HUNGARY	141 861	103 964	64 363	POLAND	37 453	8 585	5 460
ROMANIA	44 247	12 587	7 747	CZECH REPUBL	10 938	2 440	1 527
BULGARIA	179	75	49	SLOVAKIA	3 325	774	486
SLOVENIA	17 823	4 060	2 430	UKRAINE	15 689	2 784	1 771
CROATIA	6 200	2 326	1 780	BELARUS	1 271	221	142
USA	3 178	2 050	1 297	MOLDOVA	405	75	49
BRAZIL	145 667	77 761	47 653	RUSSIA	10 809	1 991	1 284
CHILE	1 983	1 169	749	SLOVENIA	2 485	466	301
URUGUAY	2 113	1 410	891	USA	912	295	181
ARGENTINA	72 677	39 583	24 454	NEW ZEALAND	577	376	232
ISRAEL	17 973	8 117	5 107	EXPORTS	33 592 625	4 139 082	2 554 233
THAILAND	1 572	1 113	670	FRANCE	2 983 781	423 442	261 297
CHINA	3 697	1 803	1 120	BELGIUM LUX	1 907 928	292 394	179 556
JAPAN	55	164	101	NETHERLANDS	10 871 021	1 233 420	759 860
NEW ZEALAND	247	151	89	ITALY	13 911 942	1 383 810	856 269
EXPORTS	778 110	516 609	319 467	UNITED KINGDOM	565 852	111 329	68 950
FRANCE	113 537	80 138	49 622	IRELAND	4 466	1 555	940
BELGIUM LUX	72 019	58 800	36 520	DENMARK	216 817	33 371	20 444
NETHERLANDS	99 357	75 188	46 624	GREECE	463 798	111 651	68 855
ITALY	41 871	31 827	19 698	PORTUGAL	27 761	6 996	4 338
UNITED KINGDOM	84 314	70 676	43 744	SPAIN	396 059	90 830	55 825
IRELAND	945	1 232	764	EU	31 349 425	3 688 798	2 276 334
DENMARK	41 763	23 730	14 564	CANARY IS	95 737	16 687	10 261
GREECE	3 399	2 808	1 735	CEUTA MEL	8 231	583	363
PORTUGAL	9 149	5 877	3 613	NORWAY	511	145	90
SPAIN	23 195	17 438	10 863	SWEDEN	7 552	2 587	1 556
EU	489 549	367 714	227 737	FINLAND	2 522	550	336
CANARY IS	3 836	3 138	1 922	SWITZERLAND	36 062	9 916	6 137
NORWAY	55	85	51	AUSTRIA	66 329	20 788	12 900
SWEDEN	17 150	19 091	11 844	FAEROE IS	167	47	31
FINLAND	786	683	418	GIBRALTAR	906	113	68
SWITZERLAND	20 896	17 266	10 637	MALTA	19 483	3 527	2 156
AUSTRIA	1 321	1 406	865	TURKEY	11 464	2 837	1 673
ANDORRA	461	312	193	ESTONIA	11 464	2 352	1 462
MALTA	238	168	101	LATVIA	34 593	8 643	5 276
TURKEY	237	219	137	LITHUANIA	22 164	4 338	2 668
ESTONIA	2 010	515	317	POLAND	79 833	13 997	8 590
LATVIA	2 494	321	572	CZECH REPUBL	72 043	16 011	9 894
LITHUANIA	5 354	1 271	782	SLOVAKIA	15 404	3 255	1 994
POLAND	1 986	1 132	702	HUNGARY	102 187	20 713	12 803
CZECH REPUBL	3 247	1 264	789	ROMANIA	10 303	2 609	1 566
SLOVAKIA	320	138	85	BULGARIA	10 090	2 543	1 578
HUNGARY	972	553	345	UKRAINE	10 255	2 624	1 648
ROMANIA	4 387	1 386	869	BELARUS	1 380	525	313
BULGARIA	2 520	1 001	607	RUSSIA	234 280	62 769	38 602
UKRAINE	5 908	2 582	1 567	AZERBAIJAN	572	161	99
BELARUS	2 105	990	596	KAZAKHSTAN	7 379	2 070	1 329
MOLDOVA	82	53	32	KYRGHYZSTAN	752	294	149
RUSSIA	178 078	74 268	45 515	SLOVENIA	4 812	1 330	825
GEORGIA	662	343	208	CROATIA	321 158	21 462	13 416
AZERBAIJAN	200	131	80	BOS HERZEGOV	944	183	116
KAZAKHSTAN	802	422	267	MACEDONIA	4 218	547	339
UZBEKISTAN	601	134	82	MOROCCO	13 255	3 669	2 378
SLOVENIA	394	137	84	ALGERIA	3 150	416	255
CROATIA	3 210	1 260	768	LIBYA	48 331	11 694	7 448
BOS HERZEGOV	679	333	204	EGYPT	1 988	499	324
SERB MONTNEG	456	274	177	SUDAN	3 792	951	584
NIGERIA	42	65	36	MAURITANIA	87 606	10 317	6 398
MAURITIUS	195	109	65	MALI	1 412	578	367
SOUTH AFRICA	3 417	1 405	873	BURKINA FASO	2 148	495	312
USA	260	115	69	NIGER	450	59	36
CANADA	58	101	65	CAPE VERDE	413	73	46
MEXICO	96	106	63	SENEGAL	2 482	533	335
CUBA	5 944	1 924	1 232	GAMBIA	7 450	850	526
VENEZUELA	44	73	43	GUIN BISSAU	1 007	177	104
BRAZIL	166	176	109	GUINEA	11 339	1 874	1 138
ARGENTINA	142	199	129	SIERRA LEONE	671	98	61
LEBANON	1 641	1 226	758	LIBERIA	1 343	152	96
JORDAN	280	245	154	IVORY COAST	13 408	2 557	1 610
SAUDI ARABIA	735	502	305	GHANA	561	86	50
KUWAIT	700	470	290	TOGO	3 812	613	381
BAHRAIN	384	332	204	NIGERIA	32 043	5 870	3 616
QATAR	237	157	97	GABON	938	145	88
ARAB EMIRAT	233	157	101	ZAIRE	1 806	211	134
INDONESIA	49	71	41	RWANDA	2 220	612	393
SINGAPORE	521	415	259	BURUNDI	1 708	523	333
PHILIPPINES	78	120	76	ANGOLA	1 177	160	94
MONGOLIA	520	148	88	ETHIOPIA	742	273	167
JAPAN	7 478	5 780	3 687	SOMALIA	2 585	665	438
HONG KONG	2 801	2 415	1 499	UGANDA	6 655	1 752	1 057
AUSTRALIA	90	165	99	MOZAMBIQUE	1 120	204	124
SHIPS SUPPL	115	99	57	MADAGASCAR	2 410	635	394
UNID COUNTR	481	412	255	SOUTH AFRICA	4 108	1 443	935
				NAMIBIA	671	73	44
				USA	2 131	245	150
				CANADA	732	492	305
022 MILK AND CREAM				MEXICO	104 393	26 907	16 184
IMPORTS	10 273 559	957 704	592 423	BERMUDA	519	103	62
FRANCE	970 111	197 379	120 939	EL SALVADOR	762	191	122
BELGIUM LUX	2 016 023	229 853	142 512	NICARAGUA	325	86	51
NETHERLANDS	5 852 365	218 199	134 820	CUBA	14 869	3 147	2 010
ITALY	158 328	33 486	20 539	HAITI	51 443	9 352	5 829

6 IMPORTS AND EXPORTS (SPECIAL TRADE) BY GROUPS OF THE SITC-REV. III AND BY COUNTRIES OF PRODUCTION AND CONSUMPTION 1994

GROUP COUNTRY	DT = 100 KG	1 000 DM	1 000 \$	GROUP COUNTRY	DT = 100 KG	1 000 DM	1 000 \$
BAHAMAS	6 099	777	490	IRAN	3 162	927	597
DOMINIC REP	500	128	84	JORDAN	517	152	92
AM VIRGIN IS	528	62	41	SAUDI ARABIA	1 309	477	293
ANTIGUA	1 386	122	78	KUWAIT	1 056	443	265
BRIT VIRG IS	528	80	50	BAHRAIN	658	167	102
ST LUCIA	1 245	167	103	ARAB EMIRAT	1 419	495	298
ST VINCENT	362	52	31	SINGAPORE	1 521	424	265
TRINIDAD TOB	1 855	239	152	PHILIPPINES	229	78	48
NETH ANTILL	8 112	846	517	TAIWAN	163	56	34
COLOMBIA	1 920	758	448	HONG KONG	651	190	117
VENEZUELA	1 210	365	219	SHIPS SUPPL	886	631	387
PERU	15 902	2 629	1 623	UNID COUNTR	174	69	39
BRAZIL	1 616	472	296				
CHILE	9 222	2 652	1 601	024 CHEESE AND CURD			
BOLIVIA	522	79	51				
URUGUAY	412	203	133	IMPORTS	4 327 659	3 356 906	2 085 594
ARGENTINA	6 578	4 063	2 613	FRANCE	1 007 808	899 913	559 557
CYPRUS	1 199	251	152	BELGIUM LUX	154 747	103 010	63 749
LEBANON	1 798	345	208	NETHERLANDS	1 964 952	1 338 316	831 546
SYRIA	193	228	138	ITALY	255 476	235 998	146 560
IRAQ	428	107	69	UNTD KINGDOM	54 369	32 491	20 083
ISRAEL	24 239	7 596	4 699	IRELAND	12 539	9 020	5 655
JORDAN	5 428	838	509	DENMARK	588 228	463 749	288 270
SAUDI ARABIA	194 422	39 511	24 176	GREECE	75 760	74 012	45 738
KUWAIT	22 207	3 888	2 385	SPAIN	5 931	3 804	2 347
BAHRAIN	5 654	798	485	EU	4 119 815	3 160 319	1 963 508
QATAR	4 076	621	387	NORWAY	10 253	5 935	3 703
ARAB EMIRAT	37 418	5 370	3 312	SWEDEN	4 167	2 710	1 678
OMAN	21 677	3 883	2 420	FINLAND	2 126	1 496	933
YEMEN	1 279	352	224	SWITZERLAND	105 105	140 034	86 908
INDIA	4 567	585	336	AUSTRIA	35 086	26 443	16 460
SRI LANKA	2 081	528	347	TURKEY	3 299	1 828	1 131
NEPAL	320	72	44	LATVIA	225	65	37
THAILAND	90 400	13 205	8 129	LITHUANIA	422	127	74
INDONESIA	27 145	7 099	4 423	POLAND	10 177	3 678	2 282
MALAYSIA	53 387	16 342	10 025	CZECH REPubL	4 723	1 880	1 183
SINGAPORE	5 489	690	423	SLOVAKIA	2 739	1 196	752
PHILIPPINES	16 885	5 779	3 507	HUNGARY	2 846	1 173	728
SOUTH KOREA	536	190	119	BULGARIA	4 098	2 584	1 616
JAPAN	12 875	8 275	5 183	SLOVENIA	410	195	121
TAIWAN	724	176	109	USA	839	755	473
HONG KONG	7 936	2 669	1 672	CYPRUS	511	371	226
AUSTRALIA	8 282	2 748	1 724	INDONESIA	144	115	68
NEW CALEDON	315	150	97	CHINA	392	313	184
SHIPS SUPPL	4 913	511	315	AUSTRALIA	2 354	597	385
UNID COUNTR	820	181	109	NEW ZEALAND	17 723	5 007	3 090
				EXPORTS	3 869 382	2 287 518	1 413 347
023 BUTTER, OTHER FAT OF MILK				FRANCE	287 136	189 853	117 320
IMPORTS	1 169 844	680 297	422 934	BELGIUM LUX	342 771	211 405	130 102
FRANCE	21 241	11 260	7 038	NETHERLANDS	324 155	156 721	97 429
BELGIUM LUX	142 544	59 090	36 669	ITALY	1 380 859	900 533	556 967
NETHERLANDS	521 211	299 145	184 918	UNTD KINGDOM	259 420	165 978	102 649
ITALY	36 652	20 894	12 933	IRELAND	4 279	2 915	1 794
UNTD KINGDOM	29 141	17 545	10 850	DENMARK	83 026	43 972	26 698
IRELAND	398 125	227 685	142 923	GREECE	153 437	106 608	65 691
DENMARK	57 538	36 917	22 787	PORTUGAL	3 632	2 642	1 647
PORTUGAL	3 181	1 889	1 160	SPAIN	59 902	41 932	25 879
SPAIN	1 375	770	467	EU	2 898 617	1 822 559	1 128 176
EU	1 151 009	675 196	419 746	CANARY IS	14 602	9 636	5 995
AUSTRIA	1 450	1 027	621	NORWAY	1 838	1 874	1 154
POLAND	5 440	1 510	950	SWEDEN	32 397	21 315	13 125
CZECH REPubL	11 094	2 255	1 426	FINLAND	5 539	4 286	2 660
CANADA	800	288	179	SWITZERLAND	13 635	14 032	8 680
				AUSTRIA	119 513	75 658	46 949
EXPORTS	551 331	255 407	155 882	ANDORRA	162	112	72
FRANCE	111 890	59 120	36 356	VATICAN CITY	524	279	172
BELGIUM LUX	168 896	64 889	39 731	MALTA	16 178	6 999	4 301
NETHERLANDS	62 917	34 956	20 933	TURKEY	1 353	655	401
ITALY	60 761	38 098	23 323	ESTONIA	2 943	1 684	1 018
UNTD KINGDOM	6 665	4 428	2 682	LATVIA	1 070	555	341
IRELAND	6 983	5 151	3 233	LITHUANIA	2 551	1 210	734
DENMARK	34 495	16 748	10 074	POLAND	55 236	27 685	17 097
GREECE	5 319	3 928	2 437	CZECH REPubL	36 328	14 339	8 938
SPAIN	801	569	356	SLOVAKIA	7 532	3 280	2 011
EU	458 728	227 888	139 126	HUNGARY	17 804	7 189	4 498
CANARY IS	3 983	2 520	1 538	ROMANIA	4 306	2 102	1 313
SWITZERLAND	12 566	3 319	2 047	BULGARIA	1 591	885	566
AUSTRIA	1 106	186	114	ALBANIA	1 200	193	128
VATICAN CITY	393	111	69	UKRAINE	2 337	1 225	740
MALTA	521	175	110	BELARUS	193	120	78
TURKEY	784	299	152	RUSSIA	273 661	108 575	65 437
POLAND	222	59	34	KAZAKHSTAN	2 959	1 318	832
CZECH REPubL	730	216	139	SLOVENIA	3 209	2 449	1 542
HUNGARY	996	378	226	CROATIA	22 151	9 600	6 029
ROMANIA	5 607	1 601	943	BOS HERZEGOV	7 496	3 489	2 193
BULGARIA	571	147	91	SERB MONTNEG	542	280	176
ALBANIA	990	226	137	MACEDONIA	3 560	1 551	988
RUSSIA	41 732	10 790	6 494	MOROCCO	3 483	1 324	783
UZBEKISTAN	200	56	34	TUNISIA	196	98	56
CROATIA	1 469	445	278	LIBYA	255	142	89
BOS HERZEGOV	176	61	38	EGYPT	2 253	1 103	688
MACEDONIA	126	58	35	NIGERIA	104	97	60
MOROCCO	1 209	349	214	SOUTH AFRICA	1 677	923	570
LIBYA	266	54	36	NAMIBIA	1 963	709	454
ZAIRE	534	184	111	USA	27 619	14 500	8 926
SOUTH AFRICA	316	199	128	CANADA	4 868	5 652	3 492
NAMIBIA	1 267	368	229	MEXICO	29 098	11 059	6 931
USA	272	192	115	CUBA	2 438	1 216	740
CANADA	486	135	86	BAHAMAS	2 438	1 216	740
BRAZIL	1 431	341	218	TRINIDAD TOB	9 200	2 716	1 631
CHILE	1 452	444	279	ARUBA	1 922	896	570
CYPRUS	768	264	161	VENEZUELA	164	181	107
LEBANON	186	53	34	PERU	2 931	1 060	651

6 IMPORTS AND EXPORTS (SPECIAL TRADE) BY GROUPS OF THE SITC-REV. III AND BY COUNTRIES OF PRODUCTION AND CONSUMPTION 1994

GROUP COUNTRY	DT = 100 KG	1 000 DM	1 000 \$	GROUP COUNTRY	DT = 100 KG	1 000 DM	1 000 \$
BRAZIL	84 657	35 983	23 059	NORWAY	1 323 525	723 247	449 659
CHILE	284	167	102	SWEDEN	28 624	8 529	5 313
URUGUAY	67	90	55	FINLAND	328	131	83
ARGENTINA	720	4	213	SWITZERLAND	141	137	83
CYPRUS	10 072	4 650	2 854	AUSTRIA	452	524	331
LEBANON	6 375	2 643	1 661	FAEROE IS	95 791	34 123	20 995
IRAN	1 457	335	192	TURKEY	4 189	1 468	902
JORDAN	1 212	602	383	ESTONIA	11 302	4 364	2 708
SAUDI ARABIA	25 488	10 537	6 556	LATVIA	214	104	67
KUWAIT	8 870	2 531	2 531	LITHUANIA	4 454	737	449
BAHRAIN	3 279	1 648	1 019	POLAND	360 363	100 051	62 318
QATAR	326	195	120	CZECH REPUB	40 971	17 952	11 167
ARAB EMIRAT	3 802	2 216	1 379	SLOVAKIA	28	188	117
YEMEN	265	129	77	HUNGARY	7 620	5 135	3 228
PAKISTAN	214	137	87	ROMANIA	391	338	207
SINGAPORE	179	196	123	BELARUS	449	93	60
PHILIPPINES	295	185	121	RUSSIA	248 699	64 721	40 683
SOUTH KOREA	62	78	46	KAZAKHSTAN	3 831	3 206	2 008
JAPAN	72 654	27 895	17 405	SLOVENIA	569	282	175
HONG KONG	723	728	448	CROATIA	2 109	695	416
AUSTRALIA	7 245	5 985	3 706	MOROCCO	3 220	3 352	2 068
NEW ZEALAND	386	436	275	TUNISIA	146	269	156
SHIPS SUPPL	1 225	502	316	EGYPT	12	205	127
UNID COUNTR	461	411	245	SENEGAL	6 323	5 805	3 568
				GAMBIA	190	144	88
				GUINEA	127	239	142
				GHANA	70	161	100
				TOGO	47	86	49
				NIGERIA	110	442	273
				GABON	342	319	203
				ZAIRE	17	440	275
				BURUNDI	54	219	135
				KENYA	11 410	6 742	4 089
				UGANDA	1 371	1 045	636
				TANZANIA	834	664	415
				SEYCHELLES	287	284	166
				MAURITIUS	836	421	260
				ZAMBIA	72	301	187
				MALAWI	46	247	150
				SOUTH AFRICA	5 536	2 189	1 366
				NAMIBIA	1 194	382	237
				USA	101 432	42 323	26 103
				CANADA	84 651	20 098	12 387
				GREENLAND	3 860	2 370	1 467
				PANAMA	764	521	332
				NETH ANTILL	1 403	743	465
				COLOMBIA	1 673	2 188	1 362
				VENEZUELA	17	168	106
				GUYANA	4	50	32
				ECUADOR	672	892	541
				PERU	54 926	14 709	9 133
				BRAZIL	2 018	6 066	3 766
				CHILE	34 765	16 043	9 906
				PARAGUAY	9	96	60
				URUGUAY	9 400	3 034	1 799
				ARGENTINA	119 480	33 173	20 109
				SYRIA	6	63	40
				IRAN	131	156	100
				ISRAEL	98	969	584
				SAUDI ARABIA	104	140	87
				OMAN	2 914	1 258	781
				PAKISTAN	1 122	856	530
				INDIA	741	322	196
				BANGLADESH	480	269	162
				SRI LANKA	558	1 321	816
				MYANMAR	84	72	42
				THAILAND	2 490	4 052	2 493
				VIETNAM	2 747	1 783	1 119
				INDONESIA	545	1 683	1 039
				MALAYSIA	90	500	313
				SINGAPORE	2 930	11 479	7 060
				PHILIPPINES	172	957	588
				CHINA	198 620	52 226	32 178
				SOUTH KOREA	6 375	1 771	1 042
				JAPAN	4 319	4 627	2 855
				TAIWAN	2 342	1 870	1 138
				HONG KONG	217	412	254
				AUSTRALIA	2 768	3 305	2 019
				NEW ZEALAND	6 701	3 906	2 397
				EXPORTS	1 301 079	452 699	279 797
				FRANCE	295 762	156 618	97 439
				BELGIUM LUX	48 440	30 212	18 704
				NETHERLANDS	223 485	62 980	38 599
				ITALY	50 506	34 590	21 231
				UNTD KINGDOM	73 005	27 978	17 215
				DENMARK	79 424	15 640	9 601
				GREECE	1 000	389	237
				PORTUGAL	2 077	529	315
				SPAIN	26 896	19 985	12 422
				EU	800 714	348 946	215 777
				CANARY IS	34	123	75
				ICELAND	237	56	37
				NORWAY	3 302	1 105	696
				SWEDEN	10 427	3 677	2 274
				FINLAND	124	93	58
				SWITZERLAND	13 199	15 372	9 509
				AUSTRIA	25 208	15 784	9 747
				TURKEY	130	83	52
				ESTONIA	827	79	51
				LITHUANIA	418	52	31
				POLAND	81 278	10 631	6 450
				CZECH REPUB	50 334	6 885	4 227
				SLOVAKIA	30 581	4 199	2 546
				HUNGARY	4 888	1 572	985
025 EGGS,BIRDS,YOLKS,ALBUMIN							
IMPORTS	2 741 627	538 802	333 086				
FRANCE	118 256	32 336	20 034				
BELGIUM LUX	385 356	70 612	43 849				
NETHERLANDS	2 160 971	403 055	249 015				
ITALY	15 023	5 937	3 651				
UNTD KINGDOM	4 326	7 865	4 853				
DENMARK	10 075	3 545	2 216				
SPAIN	667	149	94				
EU	2 694 722	523 581	323 726				
FINLAND	4 759	485	295				
SWITZERLAND	317	59	38				
AUSTRIA	1 434	183	110				
ESTONIA	582	188	117				
CZECH REPUB	13 520	5 115	3 160				
HUNGARY	432	240	147				
UKRAINE	4 660	534	315				
USA	2 250	2 162	1 328				
CANADA	2 831	4 187	2 568				
ISRAEL	15 135	1 672	1 035				
THAILAND	669	348	219				
EXPORTS	706 894	144 437	89 677				
FRANCE	57 489	9 120	5 595				
BELGIUM LUX	22 771	3 366	2 048				
NETHERLANDS	138 671	30 696	19 242				
ITALY	59 298	9 783	6 039				
UNTD KINGDOM	33 149	6 321	3 957				
DENMARK	47 400	7 618	4 767				
GREECE	4 784	2 614	1 601				
SPAIN	31 545	6 183	4 007				
EU	395 110	75 704	47 251				
SWITZERLAND	133 319	23 382	14 338				
AUSTRIA	13 019	3 602	2 219				
MALTA	975	486	288				
POLAND	17 136	3 375	2 102				
CZECH REPUB	15 774	2 233	1 365				
HUNGARY	8 211	1 248	801				
ROMANIA	3 262	486	310				
RUSSIA	4 109	713	434				
CROATIA	2 825	591	370				
BOS HERZEGOV	24 456	3 020	1 924				
SOUTH AFRICA	68	74	47				
USA	264	155	91				
ISRAEL	298	152	95				
JORDAN	39	55	32				
SAUDI ARABIA	1 418	613	372				
KUWAIT	2 300	1 382	867				
BAHRAIN	1 424	879	554				
ARAB EMIRAT	1 775	793	507				
YEMEN	241	83	49				
MALAYSIA	1 763	167	103				
PHILIPPINES	77	179	112				
SOUTH KOREA	4 378	509	315				
JAPAN	17 833	15 275	9 405				
TAIWAN	540	66	40				
HONG KONG	54 219	8 554	5 277				
AUSTRALIA	100	100	64				
NEW ZEALAND	439	67	41				
UNID COUNTR	324	87	51				
094 FISH,FRESH,CHILLED,FROZN							
IMPORTS	4 980 363	2 060 279	1 277 821				
FRANCE	55 472	47 262	29 157				
BELGIUM LUX	27 032	14 846	9 211				
NETHERLANDS	167 611	112 839	69 959				
ITALY	32 593	20 666	12 743				
UNTD KINGDOM	110 166	28 205	17 517				
IRELAND	322 098	41 183	25 296				
DENMARK	994 585	399 473	248 231				
GREECE	4 050	5 574	3 444				
PORTUGAL	638	246	154				
SPAIN	16 704	10 453	6 421				
EU							

6 IMPORTS AND EXPORTS (SPECIAL TRADE) BY GROUPS OF THE SITC-REV. III AND BY COUNTRIES OF PRODUCTION AND CONSUMPTION 1994

GROUP COUNTRY	DT = 100 KG	1 000 DM	1 000 \$	GROUP COUNTRY	DT = 100 KG	1 000 DM	1 000 \$
ROMANIA	15 073	802	501	TURKEY	583	661	418
BULGARIA	1 043	149	90	POLAND	145	64	38
UKRAINE	1 652	185	114	CZECH REPUB	73	65	41
BELARUS	3 964	368	230	MOROCCO	140	148	90
RUSSIA	10 491	3 538	2 215	SENEGAL	2 433	1 804	1 120
SLOVENIA	235	88	54	GAMBIA	296	334	211
CROATIA	3 808	504	309	SIERRA LEONE	176	248	149
MACEDONIA	846	89	54	TOGO	98	202	120
EGYPT	26 960	1 506	905	NIGERIA	2 108	2 976	1 826
IVORY COAST	18 618	1 106	651	KENYA	116	150	91
TOGO	8 285	414	265	MOZAMBIQUE	1 090	1 281	812
NIGERIA	98 679	6 442	3 990	REUNION	65	46	30
KENYA	723	89	51	SOUTH AFRICA	43	142	86
SOUTH AFRICA	29 772	1 830	1 116	USA	6 904	6 049	3 742
USA	21 149	10 090	6 273	CANADA	7 802	13 909	8 678
CYPRUS	85	63	39	GREENLAND	77	54	35
LEBANON	141	78	47	COSTA RICA	175	220	140
ISRAEL	9 568	1 573	972	CUBA	235	980	604
SAUDI ARABIA	973	107	61	BAHAMAS	16	33	57
INDONESIA	17	74	45	FRENCH GUIAN	30	67	42
MALAYSIA	4	141	89	ECUADOR	510	453	278
SINGAPORE	18	224	141	PERU	314	254	160
CHINA	964	99	59	BRAZIL	45	95	57
JAPAN	23 316	11 766	7 342	CHILE	191	274	173
TAIWAN	35	1 329	816	ARGENTINA	127	55	34
HONG KONG	993	644	401	FALKLAND IS	170	86	49
AUSTRALIA	675	161	102	IRAN	35	71	42
UNID COUNTR	643	268	164	PAKISTAN	6 681	3 632	2 255
035 FISH, DRIED, SALTED, SMOKED				INDIA	16 503	12 563	7 792
IMPORTS	348 077	283 982	176 396	BANGLADESH	21 790	42 210	25 957
FRANCE	1 642	3 793	2 381	SRI LANKA	223	515	307
BELGIUM LUX	1 644	1 898	1 172	MYANMAR	7 168	15 971	9 834
NETHERLANDS	96 994	40 635	25 247	THAILAND	65 246	88 870	55 147
ITALY	124	135	82	VIETNAM	6 477	8 196	5 029
UNTD KINGDOM	3 534	2 237	1 388	CAMBODIA	135	344	219
IRELAND	11 110	2 047	1 258	INDONESIA	6 945	14 364	9 034
DENMARK	81 084	103 617	64 340	MALAYSIA	1 990	2 887	1 794
GREECE	1 977	2 530	1 564	SINGAPORE	3 614	3 857	2 358
SPAIN	1 696	1 669	981	PHILIPPINES	1 718	1 093	690
EU	199 827	158 584	98 428	CHINA	6 571	6 537	4 020
ICELAND	13 072	6 974	4 244	SOUTH KOREA	231	295	174
NORWAY	114 973	98 335	61 087	JAPAN	49	157	95
SWEDEN	1 568	795	507	TAIWAN	672	404	250
FINLAND	53	101	64	HONG KONG	25	51	30
SWITZERLAND	98	123	73	AUSTRALIA	443	922	566
FAEROE IS	603	337	207	NEW ZEALAND	4 526	2 527	1 569
TURKEY	421	618	383	EXPORTS	147 033	74 595	46 698
POLAND	7 901	7 575	4 737	FRANCE	1 838	5 332	3 346
RUSSIA	1 282	504	317	BELGIUM LUX	6 305	7 164	4 573
GHANA	102	77	45	NETHERLANDS	99 538	35 303	22 098
MAURITIUS	32	67	38	ITALY	1 289	1 887	1 188
USA	213	218	140	UNTD KINGDOM	392	374	236
CANADA	3 923	5 531	3 526	DENMARK	2 541	2 943	1 813
ST PIERRE	173	258	165	PORTUGAL	10	59	38
PERU	50	62	40	SPAIN	308	1 182	734
CHILE	3 479	3 043	1 922	EU	112 244	54 257	34 034
SRI LANKA	93	61	38	NORWAY	231	214	125
INDONESIA	20	95	56	SWEDEN	55	102	63
SINGAPORE	12	253	157	FINLAND	17	52	32
JAPAN	35	131	81	SWITZERLAND	2 097	3 600	2 264
HONG KONG	8	84	51	AUSTRIA	1 826	2 222	1 360
EXPORTS	30 378	29 860	18 504	LATVIA	53	66	42
FRANCE	2 127	2 975	1 865	POLAND	24 538	9 426	5 907
BELGIUM LUX	239	637	395	CZECH REPUB	118	111	68
NETHERLANDS	1 917	1 818	1 128	SLOVAKIA	73	58	36
ITALY	4 521	7 104	4 531	HUNGARY	224	141	88
UNTD KINGDOM	546	287	178	ROMANIA	98	103	61
DENMARK	1 105	1 175	712	UKRAINE	137	90	54
GREECE	814	500	302	RUSSIA	3 292	3 170	1 948
PORTUGAL	860	529	319	CROATIA	1 598	591	376
SPAIN	11 255	7 384	4 453	SYRIA	85	193	122
EU	23 384	22 409	13 883	037 FISH ETC. PREPD, PRSVD. NES			
NORWAY	313	348	215	IMPORTS	1 522 576	823 126	510 708
SWITZERLAND	589	1 574	969	FRANCE	61 900	41 279	25 625
AUSTRIA	3 033	4 076	2 525	BELGIUM LUX	21 372	18 757	11 666
LATVIA	76	53	32	NETHERLANDS	167 920	90 514	56 344
POLAND	1 449	320	198	ITALY	14 319	12 019	7 454
RUSSIA	765	645	410	UNTD KINGDOM	22 801	12 221	7 532
ETHIOPIA	13	59	37	IRELAND	40 818	7 009	4 257
SYRIA	16	48	31	DENMARK	256 370	172 414	107 155
036 CRUSTACEANS, MOLLUSCS ETC				GREECE	2 276	1 929	1 201
IMPORTS	472 276	357 561	221 949	PORTUGAL	25 139	11 488	7 070
FRANCE	18 453	18 793	11 625	SPAIN	35 555	19 719	12 186
BELGIUM LUX	9 066	16 046	9 964	EU	648 470	387 349	240 490
NETHERLANDS	44 219	32 326	20 583	CANARY IS	145	110	70
ITALY	6 506	4 709	2 909	ICELAND	16 640	20 379	12 633
UNTD KINGDOM	4 521	6 508	4 036	NORWAY	20 050	11 712	7 204
IRELAND	673	557	340	SWEDEN	8 324	5 525	3 447
DENMARK	182 817	24 985	15 378	FINLAND	157	87	50
GREECE	836	442	270	GIBRALTAR	260	109	63
PORTUGAL	55	53	32	TURKEY	26 335	14 543	8 990
SPAIN	23 866	12 036	7 493	ESTONIA	270	195	121
EU	291 012	116 455	72 630	LITHUANIA	8 371	1 729	1 084
CANARY IS	701	407	237	POLAND	205 722	46 721	28 832
ICELAND	2 229	2 394	1 508	BULGARIA	78	208	119
NORWAY	1 548	1 655	1 039	RUSSIA	2 510	10 557	6 564
SWEDEN	1 277	67	42	KAZAKHSTAN	223	5 420	3 363
FAEROE IS	204	82	49	MOROCCO	71 983	40 155	24 794
				NIGER	145	67	39
				SENEGAL	11 124	5 555	3 403
				IVORY COAST	10 760	4 560	2 857

6 IMPORTS AND EXPORTS (SPECIAL TRADE) BY GROUPS OF THE SITC-REV. III AND BY COUNTRIES OF PRODUCTION AND CONSUMPTION 1994

GROUP COUNTRY	DT = 100 KG	1 000 DM	1 000 \$	GROUP COUNTRY	DT = 100 KG	1 000 DM	1 000 \$
GHANA	1 514	616	400	041 WHEAT, MESLIN, UNMILLED			
SEYCHELLES	6 572	3 204	2 009	IMPORTS	13 411 985	412 478	256 193
MADAGASCAR	31 244	13 105	8 135	FRANCE	6 164 182	182 349	113 355
MAURITIUS	8 267	3 863	2 394	BELGIUM LUX	795 008	24 863	15 581
USA	3 052	8 202	5 095	NETHERLANDS	834 488	25 477	15 627
CANADA	651	2 156	1 310	ITALY	202 778	7 775	4 701
GREENLAND	392	446	266	UNTD KINGDOM	1 090 309	30 861	19 295
COLOMBIA	7 239	3 407	2 175	DENMARK	1 272 649	36 673	23 134
ECUADOR	13 600	6 129	3 918	GREECE	604 049	20 521	13 027
PERU	43	96	58	SPAIN	494 630	17 034	10 843
CHILE	4 377	6 265	3 865	EU	11 458 093	345 553	215 563
SYRIA	265	143	88	AUSTRIA	4 638	235	142
IRAN	314	6 777	4 256	HUNGARY	791 171	14 682	9 501
ARAB EMIRAT	358	230	146	USA	124 620	6 290	3 920
INDIA	3 908	3 235	2 022	CANADA	1 032 028	45 563	26 977
BANGLADESH	353	524	329	EXPORTS	55 242 531	1 343 240	827 004
MALDIVES	14 185	6 484	4 071	FRANCE	1 782 604	66 641	41 052
SRI LANKA	477	259	161	BELGIUM LUX	4 035 023	129 096	80 370
THAILAND	214 285	125 208	77 671	NETHERLANDS	8 446 573	263 603	163 660
VIETNAM	15 192	7 331	4 584	ITALY	3 841 742	139 068	87 075
INDONESIA	15 288	6 910	4 254	UNTD KINGDOM	2 893 004	104 556	64 537
MALAYSIA	5 280	3 701	2 294	DENMARK	932 043	30 981	19 002
SINGAPORE	1 767	1 063	678	GREECE	429 840	13 857	8 644
PHILIPPINES	119 696	46 291	28 656	PORTUGAL	577 377	18 469	11 358
CHINA	14 917	7 151	4 459	SPAIN	725 257	23 411	14 720
SOUTH KOREA	4 362	2 581	1 599	EU	23 663 562	789 697	490 428
JAPAN	2 469	2 330	1 417	ICELAND	12 959	364	235
TAIWAN	155	79	49	NORWAY	8 159	131	79
NEW ZEALAND	227	132	82	SWITZERLAND	5 104	499	268
EXPORTS	837 503	434 044	268 551	AUSTRIA	16 262	1 140	737
FRANCE	218 124	119 186	73 877	TURKEY	308 461	4 814	2 770
BELGIUM LUX	52 193	28 988	17 901	LATVIA	760	66	42
NETHERLANDS	77 207	37 359	23 155	POLAND	829 239	17 082	9 990
ITALY	122 871	67 023	41 212	CZECH REPUB	705 899	12 182	7 048
UNTD KINGDOM	37 750	23 066	14 061	SLOVAKIA	72 527	1 257	723
DENMARK	17 848	10 970	6 770	HUNGARY	6 730	98	63
GREECE	13 328	8 317	5 136	ALBANIA	76 694	1 534	880
PORTUGAL	8 461	4 039	2 499	BELARUS	6 277 183	6 148	3 646
SPAIN	10 998	6 407	3 987	RUSSIA	1 002 818	15 857	9 900
EU	558 843	305 402	188 626	UZBEKISTAN	5 464 178	107 576	64 120
CANARY IS	719	605	375	TADJIKISTAN	444 799	9 203	5 398
NORWAY	3 398	1 279	791	TUNISIA	465 164	7 564	4 877
SWEDEN	8 139	2 488	1 530	LIBYA	558 500	8 904	5 741
FINLAND	1 915	647	417	MAURITANIA	516 514	8 587	5 166
SWITZERLAND	12 479	10 003	6 179	MALI	38 000	793	504
AUSTRIA	83 699	45 550	28 277	SENEGAL	55 000	799	491
MALTA	167	88	56	IVORY COAST	272 254	3 895	2 346
TURKEY	768	333	209	NIGERIA	3 580	111	72
ESTONIA	283	161	102	CONGO	82 500	1 494	955
LATVIA	199	104	61	MAURITIUS	62 447	1 307	849
LITHUANIA	7 110	1 695	1 055	ZIMBABWE	182 000	2 626	1 672
POLAND	64 942	12 033	7 374	MALAWI	69 833	1 124	664
CZECH REPUB	14 536	6 164	3 855	SOUTH AFRICA	85 273	1 354	864
SLOVAKIA	2 689	1 322	810	NAMIBIA	139 412	2 153	1 305
HUNGARY	13 265	5 140	3 223	BOTSWANA	50 263	774	479
ROMANIA	567	283	175	SWAZILAND	190 297	2 905	1 781
UKRAINE	733	583	360	USA	187 142	3 947	2 522
BELARUS	840	454	281	GUATEMALA	110 000	2 037	1 342
RUSSIA	21 994	9 933	6 205	DOMINIC REP	1 207 632	21 982	13 500
KAZAKHSTAN	646	408	254	JAMAICA	739 168	10 903	6 792
SLOVENIA	2 185	994	612	VENEZUELA	1 754 915	34 533	21 106
CROATIA	732	377	232	ECUADOR	654 506	11 033	6 674
SERB MONTNEG	223	121	74	PERU	2 500 195	42 495	25 674
MACEDONIA	326	106	68	BRAZIL	9 342 827	155 244	95 145
EGYPT	241	148	88	BOLIVIA	1 034 526	16 640	10 290
MALI	1 461	753	451	LEBANON	53 010	796	489
NIGER	812	424	270	IRAQ	262 500	4 916	3 070
SENEGAL	649	342	206	IRAN	121 176	1 833	1 063
GHANA	650	337	215	ISRAEL	165 157	3 459	2 178
BENIN	1 116	577	348	SAUDI ARABIA	154 017	2 261	1 388
CAMEROON	1 299	673	430	YEMEN	220 285	3 346	2 019
BURUNDI	1 279	670	430	PAKISTAN	1 067 240	15 672	9 560
NAMIBIA	212	136	83	042 RICE			
USA	3 471	5 211	3 214	IMPORTS	2 659 417	271 915	168 200
CANADA	1 995	1 321	828	FRANCE	36 911	4 613	2 850
MEXICO	2 505	1 411	892	BELGIUM LUX	133 158	13 804	8 565
EL SALVADOR	1 300	679	447	NETHERLANDS	122 011	18 499	11 226
COLOMBIA	111	76	46	ITALY	756 689	96 037	59 122
VENEZUELA	16	67	40	UNTD KINGDOM	10 714	2 615	1 619
BRAZIL	178	259	164	DENMARK	516	64	40
CHILE	63	93	57	GREECE	982	97	61
PARAGUAY	78	137	86	SPAIN	56 517	7 544	4 836
URUGUAY	290	295	188	EU	1 117 520	143 277	88 322
ARGENTINA	804	765	471	TURKEY	934	111	71
CYPRUS	358	187	117	BULGARIA	520	67	43
LEBANON	594	271	166	CANADA	807 677	56 704	35 126
SYRIA	9 563	5 018	3 181	USA	493	122	76
ISRAEL	1 004	1 065	672	NETH ANTILL	161 978	18 312	11 804
SAUDI ARABIA	4	140	91	GUYANA	19 092	2 002	1 275
ARAB EMIRAT	11	49	30	SURINAME	132 927	15 659	9 688
THAILAND	155	146	94	FRENCH GUIAN	82 661	9 868	5 789
SINGAPORE	164	292	179	IRAN	441	84	50
CHINA	1	66	43	PAKISTAN	2 533	355	219
JAPAN	133	1 401	886	INDIA	29 718	4 834	2 988
TAIWAN	1	61	42	SRI LANKA	448	49	30
HONG KONG	71	620	385	THAILAND	281 913	19 315	12 013
AUSTRALIA	4 853	3 313	2 042	CHINA	9 209	542	334
NEW ZEALAND	11	73	46	AUSTRALIA	9 620	362	219
UNID COUNTR	230	291	179				

6 IMPORTS AND EXPORTS (SPECIAL TRADE) BY GROUPS OF THE SITC-REV. III AND BY COUNTRIES OF PRODUCTION AND CONSUMPTION 1994

GROUP COUNTRY	DT = 100 KG	1 000 DM	1 000 \$	GROUP COUNTRY	DT = 100 KG	1 000 DM	1 000 \$
EXPORTS	527 103	66 677	41 352	DENMARK	695 577	39 088	24 109
FRANCE	19 456	2 724	1 689	GREECE	319	119	70
BELGIUM LUX	41 306	6 732	4 145	SPAIN	11 477	332	215
NETHERLANDS	38 958	4 392	2 733	EU	2 799 935	113 944	70 452
ITALY	10 797	1 940	1 214	SWITZERLAND	2 742	2 435	1 426
UNTD KINGDOM	29 527	6 592	4 052	AUSTRIA	4 310	1 594	938
IRELAND	317	82	51	TURKEY	38	59	35
DENMARK	131 971	21 527	13 307	LITHUANIA	185	58	34
GREECE	9 103	3 094	1 909	POLAND	385 551	8 067	4 964
EU	281 435	47 083	29 100	CZECH REPUBL	2 515	956	566
NORWAY	19 211	1 679	1 050	SLOVAKIA	1 526	634	384
SWEDEN	24 178	1 982	1 241	HUNGARY	1 112	1 393	828
FINLAND	10 586	1 110	690	ROMANIA	109	120	72
SWITZERLAND	7 479	687	420	UKRAINE	210	101	61
AUSTRIA	71 361	6 314	3 971	CROATIA	100	90	53
POLAND	70 353	4 778	3 012	USA	338	341	202
CZECH REPUBL	1 156	130	80	CHINA	22	61	40
SLOVAKIA	6 477	357	226	JAPAN	139	78	45
RUSSIA	901	202	123	045 OTHER CEREALS, UNMILLED			
GEORGIA	7 304	491	307	IMPORTS	1 537 813	69 062	42 761
ARMENIA	3 072	161	93	FRANCE	180 152	13 155	8 321
AZERBAIJAN	2 160	162	99	BELGIUM LUX	53 666	2 567	1 538
SLOVENIA	1 104	94	56	NETHERLANDS	239 932	8 839	5 398
CROATIA	16 043	999	612	ITALY	22 138	1 378	856
SERB MONTNEG	794	56	35	UNTD KINGDOM	22 989	895	574
CYPRUS	581	85	54	DENMARK	385 921	11 191	6 769
043 BARLEY, UNMILLED				SPAIN	45 881	1 405	846
IMPORTS	5 011 236	165 075	102 044	EU	950 928	39 442	24 310
FRANCE	1 383 164	46 527	28 460	AUSTRIA	6 755	600	383
BELGIUM LUX	49 213	1 455	873	POLAND	3 304	256	159
NETHERLANDS	89 191	3 142	1 898	CZECH REPUBL	5 917	308	186
ITALY	22 737	625	382	SLOVAKIA	1 456	56	34
UNTD KINGDOM	289 607	10 349	6 468	HUNGARY	89 884	3 940	2 512
IRELAND	28 700	1 111	654	UKRAINE	23 376	818	531
DENMARK	2 464 518	87 164	54 068	RUSSIA	15 533	853	530
GREECE	5 317	160	92	SUDAN	18 457	748	463
EU	4 332 447	150 533	92 895	USA	114 280	7 577	4 713
SWEDEN	119 296	2 655	1 637	CANADA	44 913	4 037	2 453
CZECH REPUBL	192 622	4 021	2 561	ECUADOR	228	50	30
HUNGARY	152 750	2 980	1 839	BOLIVIA	1 211	375	225
URUGUAY	91 640	2 560	1 630	ARGENTINA	91 179	4 176	2 582
AUSTRALIA	122 166	2 309	1 470	SRI LANKA	47	76	49
EXPORTS	25 799 911	425 632	263 000	CHINA	26 014	3 123	1 927
FRANCE	257 856	8 214	5 103	AUSTRALIA	142 603	2 468	1 576
BELGIUM LUX	594 140	21 225	13 552	EXPORTS	5 897 310	106 250	65 269
NETHERLANDS	1 835 452	53 420	33 810	FRANCE	8 567	1 292	834
ITALY	66 174	1 751	1 128	BELGIUM LUX	67 239	2 278	1 419
UNTD KINGDOM	20 847	612	392	NETHERLANDS	393 080	12 388	7 714
DENMARK	793 943	22 514	13 812	ITALY	83 483	2 778	1 753
SPAIN	506	44	30	UNTD KINGDOM	31 656	1 414	920
EU	3 569 089	107 801	67 840	DENMARK	39 983	2 442	1 511
ICELAND	71 077	856	511	EU	624 063	22 600	14 157
NORWAY	155 619	2 452	1 591	ICELAND	4 014	52	33
SWEDEN	2 525	142	89	NORWAY	336 742	3 668	2 232
SWITZERLAND	53 628	1 028	623	SWEDEN	1 861	623	408
AUSTRIA	4 215	281	169	FINLAND	92 190	1 102	647
LITHUANIA	720	66	39	SWITZERLAND	4 843	578	369
POLAND	317 727	3 652	2 240	AUSTRIA	7 362	759	472
CZECH REPUBL	748 338	10 325	5 993	CZECH REPUBL	116 028	2 032	1 242
SLOVAKIA	250 618	3 686	2 117	HUNGARY	15 420	299	181
HUNGARY	1 259 765	25 754	15 088	ARMENIA	200 000	7 012	4 459
UZBEKISTAN	50 024	1 195	699	AZERBAIJAN	200 000	7 012	4 459
SLOVENIA	20 000	356	204	BRAZIL	85 182	1 425	901
LIBYA	1 557 599	28 982	17 210	ISRAEL	24 098	270	166
MAURITANIA	30 630	427	261	SAUDI ARABIA	9 791	108	71
NAMIBIA	3 800	98	59	JAPAN	4 174 316	58 627	35 422
IRAN	134 301	2 508	1 595	046 MEAL, FLOUR OF WHEAT, MSLN			
ISRAEL	264 036	3 134	1 798	IMPORTS	828 456	48 054	29 788
SAUDI ARABIA	17 305 445	232 827	144 837	FRANCE	446 485	26 228	16 249
044 MAIZE UNMILLED				BELGIUM LUX	223 343	11 132	6 898
IMPORTS	11 105 896	494 909	302 047	NETHERLANDS	43 736	2 410	1 498
FRANCE	8 675 123	362 073	220 941	ITALY	54 489	4 138	2 554
BELGIUM LUX	69 778	6 544	3 964	UNTD KINGDOM	21 514	1 530	942
NETHERLANDS	254 120	8 774	5 542	DENMARK	32 024	1 707	1 083
ITALY	1 851	378	234	SPAIN	2 768	173	113
UNTD KINGDOM	433	62	38	EU	825 019	47 363	29 364
IRELAND	543	311	185	SWITZERLAND	371	297	189
EU	9 002 232	378 222	230 954	TURKEY	1 679	150	89
AUSTRIA	52 830	23 889	14 793	SLOVENIA	100	66	38
SLOVAKIA	2 051	483	285	EXPORTS	5 631 353	240 532	147 575
HUNGARY	77 274	19 361	11 506	FRANCE	456 114	27 770	17 012
ROMANIA	11 691	2 229	1 312	BELGIUM LUX	344 409	16 302	10 010
CROATIA	6 403	1 456	909	NETHERLANDS	1 457 095	69 630	42 724
SOUTH AFRICA	1 746	137	86	ITALY	5 803	322	196
USA	571 981	26 739	16 486	UNTD KINGDOM	39 072	3 563	2 217
CANADA	16 697	6 608	3 946	DENMARK	572 712	27 653	17 097
CHILE	4 220	1 248	754	GREECE	1 500	116	70
ARGENTINA	1 357 875	34 431	20 953	EU	2 876 721	145 357	89 327
EXPORTS	3 199 084	130 040	80 167	SWITZERLAND	4 380	360	222
FRANCE	871 613	31 725	19 754	AUSTRIA	6 942	299	185
BELGIUM LUX	15 074	1 406	867	ESTONIA	8 026	251	151
NETHERLANDS	1 195 857	37 535	23 229	POLAND	155 212	4 564	2 744
ITALY	4 322	754	438	CZECH REPUBL	1 491	99	64
UNTD KINGDOM	5 685	2 976	1 764	HUNGARY	3 115	152	93
				ROMANIA	2 721	129	79
				RUSSIA	33 549	1 882	1 124

6 IMPORTS AND EXPORTS (SPECIAL TRADE) BY GROUPS OF THE SITC-REV. III AND BY COUNTRIES OF PRODUCTION AND CONSUMPTION 1994

GROUP COUNTRY	DT = 100 KG	1 000 DM	1 000 \$	GROUP COUNTRY	DT = 100 KG	1 000 DM	1 000 \$
GEORGIA	9 398	275	161	AUSTRIA	218 450	101 333	62 633
ARMENIA	5 457	184	111	TURKEY	91 276	10 870	6 720
AZERBAIJAN	3 589	115	71	POLAND	9 905	2 901	1 823
UZBEKISTAN	9 800	388	224	CZECH REPUB	177 110	7 694	4 857
TADJIKISTAN	20 002	884	575	SLOVAKIA	26 585	936	596
KYRGHYZSTAN	28 100	1 371	902	HUNGARY	21 066	6 757	4 198
CROATIA	288 287	9 848	6 016	RUSSIA	6 378	1 457	891
BOS HERZEGOV	23 181	903	552	CROATIA	1 339	503	303
SERB MONTNEG	14 537	487	297	USA	32 684	8 323	5 146
LIBYA	573 451	18 578	11 438	CANADA	7 319	1 256	768
SUDAN	68 188	2 593	1 520	MEXICO	58	62	39
NIGER	5 954	147	93	ECUADOR	697	531	330
GUINEA	1 985	60	39	ISRAEL	8 832	2 896	1 801
SIERRA LEONE	3 191	124	76	THAILAND	4 106	1 077	657
LIBERIA	62 918	2 152	1 331	VIETNAM	2 372	446	277
GHANA	2 270	90	56	SINGAPORE	2 369	900	550
NIGERIA	105 294	2 655	1 734	PHILIPPINES	233	84	54
ZAIRE	12 736	439	280	CHINA	10 911	1 753	1 085
RWANDA	1 299	53	34	SOUTH KOREA	386	163	98
BURUNDI	6 041	186	117	JAPAN	3 251	3 298	2 028
ANGOLA	56 790	1 783	1 053	TAIWAN	3 104	1 545	949
DJIBOUTI	40 154	1 071	624	HONG KONG	1 327	536	329
SOMALIA	12 100	321	201	AUSTRALIA	5 551	1 444	868
UGANDA	15 289	539	339				
TANZANIA	22 609	618	373	EXPORTS	9 056 359	2 076 407	1 286 574
MOZAMBIQUE	89 303	2 518	1 538	FRANCE	1 320 996	477 895	295 562
ZAMBIA	7 570	257	161	BELGIUM LUX	580 752	167 249	103 696
ZIMBABWE	1 716	57	36	NETHERLANDS	823 558	197 668	122 377
MALAWI	9 242	339	197	ITALY	554 210	160 870	99 558
SOUTH AFRICA	6 275	173	104	UNTD KINGDOM	420 291	128 315	79 841
MARTINIQUE	3 696	93	60	IRELAND	13 280	5 453	3 354
BARBADOS	9 675	443	285	DENMARK	434 837	79 778	49 299
ECUADOR	133 303	4 033	2 451	GREECE	43 386	21 418	13 170
CHILE	33 446	949	571	PORTUGAL	29 876	15 580	9 357
LEBANON	35 527	1 947	1 188	SPAIN	170 247	60 413	37 219
SYRIA	134 889	3 538	2 065	EU	4 391 433	1 314 639	813 433
ISRAEL	23 100	877	532	CANARY IS	144 778	10 891	6 742
ARAB EMIRAT	8 532	206	119	CEUTA MEL	402	144	87
YEMEN	312 076	11 857	7 042	ICELAND	55 629	1 397	852
MALDIVES	24 940	870	529	NORWAY	114 059	11 262	6 949
VIETNAM	255 341	11 306	7 160	SWEDEN	81 379	25 108	15 512
AUSTRALIA	34 765	1 324	851	FINLAND	29 775	9 937	6 144
SHIPS SUPPL	2 616	91	58	SWITZERLAND	405 845	115 098	71 304
UNID COUNTR	14 500	416	251	AUSTRIA	429 157	198 984	123 602
				ANDORRA	158	66	44
047 OTHER CEREAL MEAL, FLOURS				GIBRALTAR	243	119	74
IMPORTS	201 647	12 733	7 862	MALTA	3 321	718	446
FRANCE	51 720	2 760	1 713	TURKEY	3 117	1 335	831
BELGIUM LUX	11 796	3 989	2 602	ESTONIA	25 241	3 699	2 307
NETHERLANDS	66 473	3 773	2 350	LATVIA	26 408	4 958	3 083
ITALY	42 688	2 288	1 422	LITHUANIA	7 311	2 410	1 472
UNTD KINGDOM	20 400	1 494	912	POLAND	101 609	14 844	9 227
DENMARK	757	46	30	CZECH REPUB	40 014	12 298	7 612
EU	193 898	11 372	7 042	SLOVAKIA	12 199	3 769	2 342
SWITZERLAND	793	517	313	HUNGARY	169 861	21 394	13 274
AUSTRIA	918	97	62	ROMANIA	7 469	2 746	1 718
TURKEY	276	91	56	BULGARIA	9 854	4 133	2 490
SLOVENIA	390	112	66	ALBANIA	17 955	825	474
USA	1 726	167	101	UKRAINE	6 261	2 237	1 395
SRI LANKA	556	76	44	BELARUS	3 351	884	555
THAILAND	1 394	164	101	MOLDOVA	193	83	54
EXPORTS	1 648 226	43 426	26 932	RUSSIA	242 773	74 060	45 664
FRANCE	80 501	4 698	2 864	AZERBAIJAN	364	88	54
BELGIUM LUX	14 708	634	423	KAZAKHSTAN	6 815	1 624	1 011
NETHERLANDS	124 379	3 778	2 350	UZBEKISTAN	465	73	47
ITALY	1 816	118	72	KYRGHYZSTAN	307	46	30
UNTD KINGDOM	29 728	1 428	905	SLOVENIA	12 036	5 032	3 159
IRELAND	905	63	40	CROATIA	104 770	7 817	4 945
DENMARK	193 513	8 867	5 466	BOS HERZEGOV	420	123	76
SPAIN	426	57	33	SERB MONTNEG	519	235	147
EU	446 082	19 712	12 159	MACEDONIA	512	197	124
ICELAND	52 186	816	485	MOROCCO	1 599	1 060	652
NORWAY	260 541	4 190	2 643	TUNISIA	5 594	703	448
SWEDEN	622 731	11 862	7 428	LIBYA	696	437	262
SWITZERLAND	1 242	130	79	EGYPT	1 024	530	331
AUSTRIA	1 965	63	39	SIERRA LEONE	73	57	36
LATVIA	18 031	337	194	IVORY COAST	158	139	92
POLAND	180 838	3 847	2 384	GHANA	23 277	1 651	1 025
ANGOLA	48 490	1 561	951	NIGERIA	1 073	377	233
SOUTH AFRICA	6 705	286	180	RWANDA	3 600	152	96
HONG KONG	1 318	105	67	ETHIOPIA	2 811	183	115
NEW ZEALAND	457	66	41	DJIBOUTI	12 200	613	390
				KENYA	117	72	45
048 CEREAL PREPARATIONS				MADAGASCAR	2 569	144	91
IMPORTS	9 853 208	1 963 152	1 213 481	REUNION	1 241	437	270
FRANCE	3 770 485	530 740	327 293	MAURITIUS	1 594	67	40
BELGIUM LUX	556 609	201 174	124 228	ZIMBABWE	136	95	60
NETHERLANDS	1 077 965	282 747	174 591	SOUTH AFRICA	103 960	5 019	3 083
ITALY	1 603 168	330 161	205 412	NAMIBIA	40 774	1 681	1 058
UNTD KINGDOM	752 592	118 684	73 339	USA	75 956	34 498	21 755
IRELAND	24 177	3 686	2 262	CANADA	20 387	8 622	5 419
DENMARK	681 952	172 593	106 400	MEXICO	2 265	844	514
GREECE	13 121	3 385	2 108	HONDURAS	1 000	76	49
PORTUGAL	5 929	2 549	1 626	COSTA RICA	6 794	359	223
SPAIN	453 479	62 292	38 317	PANAMA	27 980	1 046	659
EU	8 939 477	1 708 011	1 055 576	CUBA	1 266	578	361
NORWAY	764	276	171	HAITI	5 761	395	241
SWEDEN	98 608	34 729	21 490	BAHAMAS	2 780	101	62
FINLAND	67 730	10 407	6 447	DOMINIC REP	3 387	275	173
SWITZERLAND	109 684	52 574	32 569	TRINIDAD TOB	152	64	42
				ARUBA	145	85	55
				NETH ANTILL	6 610	342	210
				COLOMBIA	253	170	105
				VENEZUELA	239 185	8 443	5 264
				SURINAME	887	59	36

6 IMPORTS AND EXPORTS (SPECIAL TRADE) BY GROUPS OF THE SITC-REV. III AND BY COUNTRIES OF PRODUCTION AND CONSUMPTION 1994

GROUP COUNTRY	DT = 100 KG	1 000 DM	1 000 \$	GROUP COUNTRY	DT = 100 KG	1 000 DM	1 000 \$
ECUADOR	7 326	604	372	SRI LANKA	337	219	126
PERU	193 355	8 633	5 366	THAILAND	4 728 646	103 506	63 275
BRAZIL	430 175	15 005	9 480	VIETNAM	4 828	1 185	725
CHILE	474	236	146	INDONESIA	195 822	4 248	2 687
PARAGUAY	394	196	124	MALAYSIA	6 138	454	283
URUGUAY	15 398	3 835	2 402	SINGAPORE	32 890	863	542
ARGENTINA	15 861	5 482	3 424	PHILIPPINES	623 699	76 357	46 925
CYPRUS	12 407	8 523	5 287	CHINA	1 305	625	385
LEBANON	3 824	2 523	1 589	JAPAN	5 067	1 565	956
ISRAEL	12 207	4 265	2 632	TAIWAN	2 183	559	329
JORDAN	1 382	929	565	HONG KONG	151 685	15 744	9 670
SAUDI ARABIA	31 642	18 156	11 301	AUSTRALIA	1 031	117	72
KUWAIT	10 439	8 420	5 212	AUST OCEANIA	287 986	21 854	13 245
BAHRAIN	2 915	2 154	1 349	NEW ZEALAND	3 786	323	202
QATAR	1 023	820	511	N ZEAL OCEAN			
ARAB EMIRAT	9 830	7 154	4 470	EXPORTS	11 289 347	611 447	374 416
OMAN	1 747	1 243	763	FRANCE	125 857	20 172	12 377
YEMEN	237	152	93	BELGIUM LUX	350 153	31 967	19 712
SRI LANKA	157	151	96	NETHERLANDS	8 361 533	151 603	93 939
THAILAND	220 053	9 037	5 689	ITALY	922 942	46 175	28 393
INDONESIA	1 080	352	219	UNT D KINGDOM	61 557	13 236	8 087
MALAYSIA	13 888	838	517	IRELAND	3 487	1 338	802
SINGAPORE	2 890	1 170	717	DENMARK	171 301	19 429	11 968
PHILIPPINES	150	79	50	GREECE	64 737	3 235	1 933
MONGOLIA	1 051	176	109	PORTUGAL	35 167	3 633	2 229
SOUTH KOREA	1 571	741	452	SPAIN	109 494	9 737	5 941
JAPAN	991 899	45 704	28 369	EU	10 206 228	300 525	185 381
TAIWAN	2 399	775	492	CANARY IS	237	215	123
HONG KONG	2 241	1 350	845	CEUTA MEL	1 020	60	38
AUSTRALIA	7 936	3 449	2 161	NORWAY	61 345	4 924	3 043
NEW ZEALAND	484	211	135	SWEDEN	201 111	15 119	9 337
SHIPS SUPPL	194	209	135	FINLAND	54 970	6 562	3 992
UNID COUNTR	2 210	386	233	SWITZERLAND	39 281	14 658	9 110
				AUSTRIA	126 574	28 952	17 585
054 VEGETABLES				MALTA	1 369	144	90
IMPORTS	48 739 888	5 459 672	3 358 397	TURKEY	12 419	4 099	2 564
FRANCE	3 106 541	483 772	295 705	ESTONIA	951	164	103
BELGIUM LUX	3 194 325	439 802	271 692	LATVIA	6 997	1 165	712
NETHERLANDS	13 751 075	1 809 636	1 124 089	LITHUANIA	13 217	1 966	1 191
ITALY	5 563 715	584 960	357 813	POLAND	94 182	11 332	6 886
UNT D KINGDOM	400 028	29 836	18 415	CZECH REPUB	75 759	9 347	5 715
IRELAND	6 192	1 348	819	SLOVAKIA	30 538	2 591	1 627
DENMARK	1 509 193	63 613	39 092	HUNGARY	39 736	5 359	3 338
GREECE	5 092 717	106 395	63 857	ROMANIA	7 722	1 438	886
PORTUGAL	51 035	5 806	3 593	BULGARIA	2 336	580	351
SPAIN	5 944 004	886 559	540 025	ALBANIA	326	184	106
EU	34 028 825	4 411 727	2 715 100	UKRAINE	4 053	338	210
CANARY IS	629 043	115 822	69 362	BELARUS	3 769	447	283
SWEDEN	30 566	4 204	2 527	RUSSIA	65 695	9 468	5 840
SWITZERLAND	5 845	724	448	SLOVENIA	10 186	2 289	1 365
AUSTRIA	85 997	14 041	8 779	CROATIA	43 140	3 001	1 849
TURKEY	592 531	83 555	51 631	MOROCCO	764	134	83
ESTONIA	383	247	158	ALGERIA	11 400	691	408
LATVIA	1 500	1 788	1 161	TUNISIA	967	1 225	717
LITHUANIA	9 375	11 006	7 047	EGYPT	2 327	227	144
POLAND	1 362 380	91 582	56 472	IVORY COAST	50	47	30
CZECH REPUB	1 746 636	79 245	48 993	TOGO	97	428	245
SLOVAKIA	245 579	10 703	6 791	NIGERIA	81	162	96
HUNGARY	640 703	62 136	39 270	CAMEROON	377	459	296
ROMANIA	108 748	9 628	6 094	CENT AFR REP	60	81	51
BULGARIA	51 798	6 540	4 144	GABON	166	141	84
ALBANIA	1 547	240	149	CONGO	48	68	41
UKRAINE	221 040	4 931	3 091	ZAIRE	80	222	136
BELARUS	9 410	13 388	8 485	ETHIOPIA	435	304	191
RUSSIA	46 035	8 105	5 208	KENYA	1 050	2 067	1 285
SLOVENIA	31 147	20 114	12 316	UGANDA	138	161	100
CROATIA	1 520	561	353	SEYCHELLES	26	50	32
MACEDONIA	9 537	4 089	2 586	MADAGASCAR	120	247	151
MOROCCO	327 401	36 639	21 782	REUNION	40	120	76
TUNISIA	5 482	546	328	MAURITIUS	140	149	91
EGYPT	292 113	19 331	11 473	SOUTH AFRICA	378	312	195
SUDAN	65 150	11 956	7 345	NAMIBIA	132	69	43
SENEGAL	3 295	1 035	616	USA	42 351	44 722	26 820
GHANA	7 373	584	358	CANADA	3 525	2 500	1 546
ETHIOPIA	11 825	1 670	1 000	MEXICO	489	526	336
KENYA	9 788	3 672	2 242	HONDURAS	25	90	58
TANZANIA	24 515	1 496	892	PANAMA	3 013	858	545
MADAGASCAR	325	241	144	TRINIDAD TOB	150	172	102
ZAMBIA	188	107	67	VENEZUELA	1 078	628	394
ZIMBABWE	2 547	962	592	PERU	956	1 218	758
SOUTH AFRICA	74 024	16 595	10 348	BRAZIL	6 073	1 826	1 108
USA	110 090	23 872	14 612	BOLIVIA	130	293	172
CANADA	840 286	33 267	20 536	PARAGUAY	516	243	144
MEXICO	12 656	3 070	1 869	URUGUAY	60	73	43
GUATEMALA	66 297	15 601	9 812	CYPRUS	5 336	728	457
COSTA RICA	698	137	77	SYRIA	1 768	125	71
DOMINIC REP	2 963	608	378	ISRAEL	3 814	525	324
COLOMBIA	3 829	1 083	669	JORDAN	6 090	373	238
ECUADOR	16 915	2 995	1 845	SAUDI ARABIA	2 304	216	131
PERU	12 893	4 770	2 907	INDIA	1 016	952	578
BRAZIL	4 196	674	411	SRI LANKA	6 966	1 034	658
CHILE	61 434	7 528	4 591	THAILAND	16 400	42 946	26 450
PARAGUAY	621	248	147	LAOS	101	103	65
URUGUAY	438	54	36	VIETNAM	1 391	1 333	834
ARGENTINA	233 291	21 012	12 689	INDONESIA	1 746	290	181
CYPRUS	368 077	38 918	23 669	MALAYSIA	459	300	188
LEBANON	1 915	205	117	SINGAPORE	185	206	133
SYRIA	32 743	1 984	1 151	CHINA	567	536	327
IRAN	6 042	1 183	723	SOUTH KOREA	625	295	176
ISRAEL	192 299	27 534	13 529	JAPAN	50 823	70 390	41 921
JORDAN	1 739	290	165	TAIWAN	2 372	3 390	1 987
SAUDI ARABIA	362	171	96	HONG KONG	2 125	1 233	756
INDIA	36 615	1 864	1 146	SOLOMON IS	50	59	38
BANGLADESH	206	74	41	UNID COUNTR	2 223	208	125

6 IMPORTS AND EXPORTS (SPECIAL TRADE) BY GROUPS OF THE SITC-REV. III AND BY COUNTRIES OF PRODUCTION AND CONSUMPTION 1994

GROUP COUNTRY	DT = 100 KG	1 000 DM	1 000 \$	GROUP COUNTRY	DT = 100 KG	1 000 DM	1 000 \$
056 VEGTABLES,PRPD,PRSD,NES				TUNISIA	525	350	222
IMPORTS	12 923 911	2 165 259	1 337 231	LIBYA	493	95	58
FRANCE	2 222 918	392 548	241 392	EGYPT	421	84	54
BELGIUM LUX	654 193	84 656	52 239	SOUTH AFRICA	2 476	1 049	660
NETHERLANDS	4 215 990	692 302	427 671	USA	22 449	8 110	5 032
ITALY	2 267 866	273 016	168 573	CANADA	10 377	2 751	1 704
UNTD KINGDOM	61 023	8 955	5 512	MEXICO	92	87	49
IRELAND	220	461	287	GUATEMALA	49	77	50
DENMARK	78 170	28 113	17 433	CUBA	1 127	326	212
GREECE	280 241	51 751	31 928	JAMAICA	58	66	41
PORTUGAL	92 991	4 935	2 988	TRINIDAD TOB	229	98	59
SPAIN	232 345	78 071	47 822	COLOMBIA	83	137	86
EU	10 045 957	1 614 808	995 945	VENEZUELA	172	104	65
SWEDEN	8 297	2 010	1 239	BRAZIL	947	344	217
FINLAND	143	115	71	CHILE	1 882	302	188
SWITZERLAND	8 218	4 470	2 781	ARGENTINA	514	341	208
AUSTRIA	24 814	5 271	3 317	CYPRUS	139	63	37
TURKEY	862 873	158 338	98 225	LEBANON	229	54	33
LITHUANIA	1 337	283	172	SYRIA	401	100	60
POLAND	271 066	22 781	14 129	ISRAEL	1 751	1 191	746
CZECH REPUB	7 327	1 299	795	SAUDI ARABIA	1 203	612	383
SLOVAKIA	2 001	445	278	KUWAIT	120	57	33
HUNGARY	348 110	57 028	35 388	BAHRAIN	134	75	47
ROMANIA	5 013	1 385	854	ARAB EMIRAT	1 435	607	381
BULGARIA	34 036	4 692	2 887	INDIA	176	58	34
ALBANIA	551	93	54	INDONESIA	776	515	325
UKRAINE	655	108	63	MALAYSIA	557	474	294
BELARUS	338	65	43	SINGAPORE	832	409	248
MOLDOVA	2 026	99	58	PHILIPPINES	594	327	200
RUSSIA	1 618	642	396	MONGOLIA	806	134	84
SLOVENIA	16 142	3 186	1 982	CHINA	279	101	64
CROATIA	18 107	2 414	1 497	SOUTH KOREA	197	457	292
MACEDONIA	9 938	1 881	1 161	JAPAN	2 870	1 099	679
MOROCCO	47 767	8 490	5 199	HONG KONG	1 508	453	281
TUNISIA	354	81	51	AUSTRALIA	3 067	2 034	1 256
EGYPT	30 904	9 142	5 629	NEW ZEALAND	478	448	276
KENYA	352	117	75	UNID COUNTR	972	282	164
SOUTH AFRICA	7 199	1 792	1 095	057 FRUIT,NUTS EXCL.OIL NUTS			
LESOTHO	805	249	159	IMPORTS	50 292 515	7 597 454	4 703 393
USA	110 260	34 568	21 981	FRANCE	1 676 818	273 887	172 340
CANADA	17 463	3 941	2 443	BELGIUM LUX	608 371	101 408	63 722
MEXICO	1 744	335	208	NETHERLANDS	1 437 210	157 452	97 699
ECUADOR	3 114	1 246	767	ITALY	11 054 454	1 475 843	926 497
PERU	61 801	23 956	14 825	UNTD KINGDOM	19 630	3 488	2 135
BRAZIL	2 742	1 046	640	DENMARK	37 548	4 888	3 109
CHILE	5 057	3 486	2 167	GREECE	1 080 945	196 342	124 722
ARGENTINA	72	171	108	PORTUGAL	9 854	3 600	2 184
LEBANON	3 944	505	303	SPAIN	11 485 185	1 478 140	902 206
SYRIA	11 565	2 782	1 798	EU	27 410 232	3 695 059	2 294 621
IRAN	2 440	746	467	CANARY IS	15 863	2 137	1 284
ISRAEL	41 365	6 102	3 762	NORWAY	132	45	30
PAKISTAN	186	1 103	674	SWEDEN	982	570	365
INDIA	15 096	6 353	3 927	FINLAND	1 175	534	345
THAILAND	115 983	16 424	10 146	SWITZERLAND	2 598	585	369
VIETNAM	5 414	678	426	AUSTRIA	118 234	11 244	6 744
INDONESIA	4 105	829	496	TURKEY	1 866 799	662 564	407 669
SINGAPORE	136	121	74	LATVIA	1 022	298	193
CHINA	755 902	154 498	95 049	LITHUANIA	10 096	3 000	1 927
SOUTH KOREA	555	205	122	POLAND	218 626	33 381	21 249
JAPAN	2 304	2 071	1 265	CZECH REPUB	416 159	9 218	5 889
TAIWAN	2 950	1 828	1 103	SLOVAKIA	2 568	653	414
HONG KONG	1 234	564	343	HUNGARY	376 594	33 326	21 091
NEW ZEALAND	1 166	138	90	ROMANIA	58 732	7 252	4 639
EXPORTS	1 921 884	486 057	301 602	BULGARIA	23 213	2 062	1 285
FRANCE	244 172	64 825	40 214	ALBANIA	2 631	440	268
BELGIUM LUX	141 286	35 549	21 998	UKRAINE	5 448	71	45
NETHERLANDS	454 868	92 907	57 752	BELARUS	5 021	1 948	1 244
ITALY	154 597	48 351	29 912	MOLDOVA	1 421	280	173
UNTD KINGDOM	204 555	44 481	27 730	RUSSIA	3 563	782	481
IRELAND	7 797	2 274	1 400	SLOVENIA	16 482	762	484
DENMARK	171 440	34 845	21 745	MACEDONIA	16 303	2 212	1 349
GREECE	15 111	3 413	2 106	MOROCCO	819 083	70 193	42 244
PORTUGAL	9 605	2 368	1 453	ALGERIA	1 929	841	491
SPAIN	42 888	11 469	7 088	TUNISIA	21 660	8 605	5 391
EU	1 446 319	340 482	211 398	EGYPT	3 188	706	428
CANARY IS	8 241	2 256	1 408	BURKINA FASO	675	207	127
ICELAND	580	166	109	CAPE VERDE	981	161	102
NORWAY	4 115	2 449	1 528	SENEGAL	880	207	120
SWEDEN	23 871	9 127	5 687	GAMBIA	246	69	44
FINLAND	5 852	2 039	1 266	GUINEA	148	98	58
SWITZERLAND	40 753	25 225	15 629	IVORY COAST	282 461	39 932	24 765
AUSTRIA	47 624	21 540	13 353	GHANA	29 748	3 793	2 339
ANDORRA	156	58	35	TOGO	1 002	258	166
MALTA	1 675	470	285	BENIN	883	274	172
TURKEY	538	323	197	CAMEROON	60 167	8 096	4 942
ESTONIA	1 770	344	207	CENT AFR REP	298	96	57
LATVIA	3 557	744	455	EQUAT GUINEA	476	90	51
LITHUANIA	4 588	961	587	BURUNDI	282	107	64
POLAND	65 058	14 960	9 171	ETHIOPIA	481	102	59
CZECH REPUB	64 534	10 954	6 842	KENYA	26 763	7 665	4 755
SLOVAKIA	12 936	1 789	1 121	MOZAMBIQUE	5 827	962	621
HUNGARY	17 454	3 818	2 375	MADAGASCAR	11 728	2 593	1 542
ROMANIA	652	194	121	REUNION	238	101	60
BULGARIA	2 615	341	210	MAURITIUS	175	61	37
UKRAINE	2 575	876	542	ZIMBABWE	15 581	1 888	1 199
BELARUS	1 227	285	176	SOUTH AFRICA	1 553 061	276 438	168 873
RUSSIA	76 464	16 838	10 352	NAMIBIA	1 797	870	552
KAZAKHSTAN	1 539	246	148	SWAZILAND	73 760	6 083	3 934
SLOVENIA	6 056	1 166	725	USA	1 156 521	532 759	327 777
CROATIA	15 684	3 528	2 230	CANADA	909	570	357
BOS HERZEGOV	2 371	264	168	MEXICO	17 204	4 644	2 932
MOROCCO	347	182	114	GUATEMALA	40 685	5 499	3 355
				BELIZE	224	64	39

6 IMPORTS AND EXPORTS (SPECIAL TRADE) BY GROUPS OF THE SITC-REV. III AND BY COUNTRIES OF PRODUCTION AND CONSUMPTION 1994

GROUP COUNTRY	DT = 100 KG	1 000 DM	1 000 \$	GROUP COUNTRY	DT = 100 KG	1 000 DM	1 000 \$
HONDURAS	187 477	21 498	13 090	BELGIUM LUX	323 674	75 659	46 962
EL SALVADOR	1 449	380	236	NETHERLANDS	499 784	114 910	70 540
NICARAGUA	1 367	227	138	ITALY	1 258 817	181 226	112 100
COSTA RICA	3 942 012	442 434	273 108	UNTD KINGDOM	42 834	18 091	11 220
PANAMA	1 911 244	192 062	119 994	DENMARK	93 432	19 213	11 840
CUBA	17 325	1 414	885	GREECE	1 053 265	133 098	82 331
DOMINIC REP	258 349	34 115	21 155	PORTUGAL	3 689	663	411
GUADELOUPE	587	102	61	SPAIN	737 819	118 923	73 433
DOMINICA	520	83	52	EU	4 284 011	733 710	453 385
MARTINIQUE	115 123	15 908	9 782	NORWAY	742	451	295
JAMAICA	2 788	634	382	SWEDEN	17 420	7 717	4 835
COLOMBIA	2 446 988	255 864	158 621	FINLAND	19 004	9 810	6 221
VENEZUELA	12 491	1 323	836	SWITZERLAND	16 288	6 025	3 692
ECUADOR	2 878 109	298 020	183 399	AUSTRIA	50 407	12 350	7 631
PERU	5 580	1 839	1 130	TURKEY	373 303	153 585	95 633
BRAZIL	289 426	60 073	36 943	ESTONIA	10 105	2 510	1 621
CHILE	649 133	139 827	85 201	LATVIA	1 347	337	218
BOLIVIA	8 203	3 651	2 240	LITHUANIA	11 367	2 575	1 650
URUGUAY	67 971	7 962	5 123	POLAND	732 483	134 467	83 784
ARGENTINA	659 025	89 319	54 833	CZECH REPUB	69 429	6 033	3 731
CYPRUS	206 689	16 343	9 895	SLOVAKIA	10 629	1 112	689
SYRIA	542	245	151	HUNGARY	215 615	36 069	22 253
IRAQ	178	119	70	ROMANIA	15 222	2 066	1 288
IRAN	499 665	217 045	135 351	BULGARIA	57 319	12 380	7 753
ISRAEL	323 102	55 736	34 281	ALBANIA	947	105	63
PAKISTAN	7 275	1 895	1 173	BELARUS	10 562	1 937	1 231
INDIA	90 579	73 409	45 300	MOLDOVA	3 568	197	118
SRI LANKA	57 728	8 081	5 056	RUSSIA	2 883	749	468
THAILAND	5 526	3 466	2 115	SLOVENIA	3 526	980	609
VIETNAM	354	160	95	CROATIA	13 185	4 142	2 515
INDONESIA	31 738	5 109	3 164	MACEDONIA	415 523	90 056	56 310
MALAYSIA	40 395	10 249	6 332	MOROCCO	28 981	4 374	2 751
PHILIPPINES	29 091	4 902	3 059	EGYPT	505	133	80
CHINA	20 652	8 165	5 020	GHANA	788	214	129
SOUTH KOREA	300	67	41	KENYA	102 107	13 729	8 465
JAPAN	771	344	208	SOUTH AFRICA	294 734	39 495	24 287
HONG KONG	55	51	31	SWAZILAND	10 749	1 143	731
AUSTRALIA	108 643	28 776	17 676	USA	73 841	19 546	12 178
NEW ZEALAND	712 218	152 876	96 832	CANADA	129 667	37 895	23 352
AM OCEANIA	537	200	117	MEXICO	2 882	952	589
KIRIBATI	200	95	56	GUATEMALA	7 619	1 423	875
N ZEAL OCEAN	830	204	122	HONDURAS	12 075	1 735	1 058
UNID COUNTR	452	184	109	COSTA RICA	50 006	6 202	3 820
EXPORTS	2 503 761	471 854	292 697	PANAMA	27 260	3 226	1 967
FRANCE	160 834	48 617	30 192	HAITI	5 051	858	530
BELGIUM LUX	105 460	25 141	15 551	DOMINIC REP	1 647	484	302
NETHERLANDS	335 429	58 134	36 156	MARTINIQUE	2 249	253	149
ITALY	304 550	63 021	38 975	COLOMBIA	7 432	1 155	713
UNTD KINGDOM	162 466	37 629	23 460	VENEZUELA	5 726	678	407
IRELAND	232	60	38	ECUADOR	12 189	1 638	1 014
DENMARK	288 213	48 454	29 875	PERU	1 866	364	218
GREECE	19 271	5 958	3 770	BRAZIL	86 404	7 371	4 504
PORTUGAL	41 340	6 332	3 911	CHILE	65 785	23 770	14 344
SPAIN	67 797	25 826	15 948	ARGENTINA	12 221	1 048	635
EU	1 485 592	319 172	197 876	CYPRUS	1 823	273	164
CANARY IS	414	213	126	LEBANON	713	121	71
ICELAND	551	237	142	IRAN	20 593	12 180	7 646
NORWAY	20 857	4 218	2 615	ISRAEL	13 014	3 082	1 933
SWEDEN	95 389	13 048	8 175	PAKISTAN	273	87	51
FINLAND	213 040	17 642	10 926	INDIA	23 717	3 742	2 321
SWITZERLAND	32 994	9 956	6 218	SRI LANKA	343	91	56
AUSTRIA	59 702	17 237	10 696	THAILAND	756 175	74 104	45 038
MALTA	209	170	105	VIETNAM	1 007	285	173
TURKEY	1 224	549	332	INDONESIA	319 606	29 537	17 792
ESTONIA	3 672	621	386	MALAYSIA	45 807	5 328	3 213
LATVIA	32 207	4 407	2 729	SINGAPORE	636	106	65
LITHUANIA	26 834	4 456	2 784	PHILIPPINES	128 053	16 445	10 038
POLAND	248 379	30 827	18 892	CHINA	117 190	18 244	11 336
CZECH REPUB	87 529	12 074	7 614	SOUTH KOREA	543	122	73
SLOVAKIA	6 965	1 147	717	JAPAN	483	418	253
HUNGARY	16 350	2 182	1 353	TAIWAN	161	96	54
ROMANIA	921	139	86	HONG KONG	2 847	1 139	699
UKRAINE	1 123	575	343	AUSTRALIA	71 185	14 496	9 096
BELARUS	2 518	416	258	NEW ZEALAND	8 324	1 937	1 199
RUSSIA	146 822	25 415	15 910	FIJI	794	319	205
KAZAKHSTAN	269	53	34	EXPORTS	1 634 559	578 850	358 514
SLOVENIA	1 432	320	200	FRANCE	463 194	189 456	117 403
CROATIA	6 998	1 109	702	BELGIUM LUX	131 148	50 241	30 921
BOS HERZEGOV	626	114	74	NETHERLANDS	340 308	79 325	49 324
SERB MONTNEG	1 200	222	143	ITALY	110 563	39 912	24 712
MACEDONIA	760	151	94	UNTD KINGDOM	170 381	52 048	32 065
TUNISIA	433	236	145	IRELAND	1 277	359	220
SOUTH AFRICA	432	231	135	DENMARK	54 026	20 258	12 585
USA	2 024	1 404	863	GREECE	13 955	5 465	3 384
CANADA	320	169	106	PORTUGAL	1 139	731	445
VENEZUELA	204	122	70	SPAIN	21 992	8 163	5 079
CHILE	476	584	373	EU	1 307 983	445 958	276 138
CYPRUS	97	60	36	CANARY IS	3 508	1 257	774
ISRAEL	62	75	42	ICELAND	3 227	1 184	740
SAUDI ARABIA	49	59	34	NORWAY	8 802	3 159	1 952
THAILAND	200	277	174	SWEDEN	13 572	7 317	4 492
MALAYSIA	1 102	152	90	FINLAND	12 638	4 943	3 011
SINGAPORE	131	192	119	SWITZERLAND	40 415	19 757	12 240
JAPAN	234	258	157	AUSTRIA	45 996	18 304	11 332
TAIWAN	132	89	57	MALTA	2 036	823	500
HONG KONG	286	189	123	TURKEY	531	132	81
AUSTRALIA	304	187	114	ESTONIA	1 117	436	269
UNID COUNTR	1 464	453	273	LATVIA	7 870	3 896	2 424
058 FRUIT, PRESERVED, PREPARED				LITHUANIA	10 441	4 321	2 688
IMPORTS	8 792 041	1 569 560	970 786	POLAND	31 006	8 048	4 990
FRANCE	270 695	71 925	44 546	CZECH REPUB	33 208	10 521	6 572
				SLOVAKIA	6 099	2 517	1 562
				HUNGARY	10 276	4 215	2 609
				ROMANIA	2 120	822	515

6 IMPORTS AND EXPORTS (SPECIAL TRADE) BY GROUPS OF THE SITC-REV. III AND BY COUNTRIES OF PRODUCTION AND CONSUMPTION 1994

GROUP COUNTRY	DT = 100 KG	1 000 DM	1 000 \$	GROUP COUNTRY	DT = 100 KG	1 000 DM	1 000 \$
REUNION	6 002	815	513	UGANDA	13 053	718	444
MAURITIUS	26 253	4 058	2 473	TANZANIA	13 668	712	419
SOUTH AFRICA	118 151	1 548	1 006	MOZAMBIQUE	19 052	995	630
USA	324 775	9 843	5 915	MADAGASCAR	4 392	235	145
CANADA	24 094	8 759	5 395	MAURITIUS	1 851	121	75
MEXICO	198 548	31 883	19 592	SOUTH AFRICA	5 547	554	343
GUATEMALA	60 700	3 174	1 933	NAMIBIA	3 697	251	153
EL SALVADOR	16 911	2 933	1 783	USA	3 806	878	543
CUBA	36 135	3 440	2 128	CANADA	37 245	2 463	1 512
BRAZIL	7 948	1 276	802	MEXICO	1 568	272	170
CHILE	6 357	1 023	650	GUATEMALA	1 601	112	65
URUGUAY	37 409	5 643	3 500	EL SALVADOR	1 307	208	127
ARGENTINA	225 408	31 055	19 144	NICARAGUA	931	57	34
ISRAEL	25 120	5 421	3 375	CUBA	1 804	326	202
PAKISTAN	1 017 575	13 110	8 063	ST CHRISTOPH	860	74	43
INDIA	106 227	1 464	867	HAITI	4 135	341	218
THAILAND	116 465	1 680	1 096	DOMINIC REP	14 224	747	472
VIETNAM	603	72	47	ANTIGUA	3 229	194	114
INDONESIA	110 210	1 648	1 069	DOMINICA	2 150	105	67
PHILIPPINES	1 012	350	220	BRIT VIRG IS	2 580	142	90
CHINA	117 035	14 934	9 153	JAMAICA	5 403	282	170
JAPAN	79	75	48	ST LUCIA	1 290	64	42
HONG KONG	360	52	31	ST VINCENT	9 245	449	279
AUSTRALIA	23 205	3 562	2 204	TRINIDAD TOB	4 824	236	147
NEW ZEALAND	6 546	1 827	1 195	ARUBA	9 054	455	280
FIJI	97 757	1 471	956	NETH ANTILL	11 395	563	348
EXPORTS	18 558 189	1 254 585	778 284	COLOMBIA	790	153	94
FRANCE	890 042	69 665	43 173	VENEZUELA	446	87	55
BELGIUM LUX	1 007 864	125 614	81 007	SURINAME	29 045	1 618	987
NETHERLANDS	1 066 849	97 475	60 671	ECUADOR	698	120	75
ITALY	770 574	92 612	57 465	PERU	1 056	156	91
UNTD KINGDOM	490 814	46 616	29 523	BRAZIL	7 029	939	583
IRELAND	8 708	1 539	958	CHILE	2 316	639	406
DENMARK	847 544	34 462	21 332	URUGUAY	1 871	103	66
GREECE	5 582	1 390	855	ARGENTINA	107 014	13 515	7 929
PORTUGAL	62 427	2 720	1 671	CYPRUS	129 955	6 884	4 275
SPAIN	119 568	17 753	11 132	LEBANON	101 693	5 150	3 199
EU	5 269 972	489 846	307 787	SYRIA	24 559	1 205	740
CANARY IS	549 478	27 534	17 042	IRAQ	61 137	3 858	2 449
CEUTA MEL	12 040	689	429	IRAN	349 801	21 112	13 464
ICELAND	27 053	2 577	1 554	ISRAEL	626 795	43 499	26 966
NORWAY	189 604	7 354	4 543	JORDAN	381 463	28 140	17 454
SWEDEN	227 422	11 869	7 526	SAUDI ARABIA	339 213	26 389	16 154
FINLAND	2 236	251	151	KUWAIT	581 755	31 431	19 393
SWITZERLAND	1 272 749	67 933	41 708	BAHRAIN	145 469	7 638	4 767
AUSTRIA	273 980	15 072	9 343	QATAR	96 327	5 110	3 199
GIBRALTAR	3 452	212	126	ARAB EMIRAT	2 032 299	107 994	67 268
MALTA	41 797	2 333	1 490	OMAN	196 622	10 480	6 556
SAN MARINO	2 150	118	75	YEMEN	247 360	13 736	8 545
TURKEY	84 438	7 591	4 885	PAKISTAN	25 032	1 790	1 114
ESTONIA	117 293	6 395	3 804	INDIA	150 206	10 321	6 387
LATVIA	37 126	1 944	1 131	BANGLADESH	21 924	1 332	837
LITHUANIA	9 003	518	317	SRI LANKA	26 416	1 164	712
POLAND	66 841	4 242	2 670	MYANMAR	1 656	129	77
CZECH REPUB	279 230	9 248	5 805	THAILAND	3 042	583	364
SLOVAKIA	155 478	6 703	4 115	VIETNAM	5 192	296	191
HUNGARY	273 828	10 465	6 144	INDONESIA	165 970	9 105	5 478
ROMANIA	107 560	8 153	4 873	MALAYSIA	1 382	153	91
BULGARIA	71 658	4 941	3 130	SINGAPORE	110 970	6 323	3 892
ALBANIA	46 870	2 159	1 355	PHILIPPINES	195 497	9 861	6 123
UKRAINE	99	50	31	MONGOLIA	7 737	393	242
BELARUS	106 447	5 482	3 173	CHINA	10 300	564	359
RUSSIA	932 378	47 004	27 291	SOUTH KOREA	8 367	873	541
GEORGIA	17 794	1 010	648	JAPAN	82 403	8 791	5 473
ARMENIA	2 085	135	81	TAIWAN	12 684	1 209	752
AZERBAIJAN	12 237	779	481	HONG KONG	60 483	3 140	1 974
KAZAKHSTAN	8 291	390	225	AUSTRALIA	8 707	799	456
UZBEKISTAN	45 006	2 317	1 443	NEW CALEDON	3 207	164	97
TADJIKISTAN	10 319	534	329	FIJI	1 200	70	44
KYRGHYZSTAN	4 920	237	153	WEST SAMOA	4 500	494	308
SLOVENIA	382 876	21 649	13 425	UNID COUNTR	13 631	261	162
CRDATIA	340 619	29 048	17 958	062 SUGAR CONFECTIONERY			
BOS HERZEGOV	10 279	1 048	645	IMPORTS	954 839	473 625	293 383
SERB MONTNEG	150 123	8 141	4 844	FRANCE	130 672	80 422	49 766
MACEDONIA	2 733	299	185	BELGIUM LUX	188 452	61 702	38 208
MOROCCO	961	82	53	NETHERLANDS	293 939	133 749	82 771
ALGERIA	11 825	705	442	ITALY	29 683	22 127	13 688
TUNISIA	103 933	6 567	3 907	UNTD KINGDOM	26 021	14 784	9 103
LIBYA	1 067	68	43	IRELAND	5 361	2 394	1 471
EGYPT	32 528	1 932	1 222	DENMARK	36 105	22 435	13 952
SUDAN	15 453	827	498	GREECE	19 189	6 695	4 258
MAURITANIA	131 600	6 408	3 691	SPAIN	58 167	34 058	21 150
MALI	97 882	7 947	4 799	EU	787 589	378 366	234 367
NIGER	6 020	335	217	SWEDEN	5 335	3 921	2 460
SENEGAL	1 919	103	61	FINLAND	1 860	845	527
GAMBIA	25 375	1 242	754	SWITZERLAND	38 757	35 452	21 950
GUIN BISSAU	5 052	228	132	AUSTRIA	12 046	8 568	5 312
GUINEA	34 220	1 743	1 073	TURKEY	15 327	4 258	2 626
SIERRA LEONE	17 956	912	565	LATVIA	444	173	111
LIBERIA	34 851	1 966	1 202	POLAND	25 590	6 683	4 141
IVORY COAST	15 828	783	488	CZECH REPUB	16 142	7 348	4 563
GHANA	36 864	2 194	1 398	SLOVAKIA	3 641	1 857	1 151
TOGO	3 125	125	75	HUNGARY	2 195	1 159	723
BENIN	12 430	755	487	ROMANIA	123	81	52
NIGERIA	58 192	2 764	1 752	BULGARIA	526	135	85
CAMEROON	11 350	506	306	UKRAINE	645	85	54
RWANDA	1 071	53	31	RUSSIA	1 672	227	137
BURUNDI	3 120	155	100	SLOVENIA	23 506	6 392	3 949
ANGOLA	31 495	1 654	1 000	SOUTH AFRICA	379	122	78
ETHIOPIA	29 435	1 852	1 141	USA	2 637	3 333	2 085
ERITREA	14 800	815	529	MEXICO	897	568	358
DJIBOUTI	11 825	615	402	BRAZIL	5 732	1 714	1 046
SOMALIA	3 865	195	123	CHILE	186	208	135
KENYA	87 961	5 044	3 125				

6 IMPORTS AND EXPORTS (SPECIAL TRADE) BY GROUPS OF THE SITC-REV. III AND BY COUNTRIES OF PRODUCTION AND CONSUMPTION 1994

GROUP COUNTRY	DT = 100 KG	1 000 DM	1 000 \$	GROUP COUNTRY	DT = 100 KG	1 000 DM	1 000 \$
SAUDI ARABIA	867	486	309	NETHERLANDS	13 476	15 739	9 806
PAKISTAN	440	138	85	ITALY	38 040	34 565	21 364
THAILAND	3 521	8 044	4 949	UNTD KINGDOM	48 014	55 747	34 727
INDONESIA	154	105	62	DENMARK	3 879	2 483	1 565
MALAYSIA	141	86	52	GREECE	374	497	309
CHINA	231	77	45	PORTUGAL	296	200	125
SOUTH KOREA	650	450	284	SPAIN	512	263	164
JAPAN	298	472	278	EU	189 431	188 705	117 200
TAIWAN	314	310	195	SWEDEN	3 702	8 096	4 984
HONG KONG	197	136	83	SWITZERLAND	2 792	2 779	1 710
AUSTRALIA	1 720	1 315	816	AUSTRIA	3 211	2 101	1 308
FIJI	524	297	188	TURKEY	143	99	59
EXPORTS	1 201 484	560 786	347 518	POLAND	677	427	266
FRANCE	94 226	45 853	28 551	CZECH REPUB	355	404	263
BELGIUM LUX	52 765	23 320	14 412	SLOVENIA	326	62	38
NETHERLANDS	187 643	74 779	46 296	CHAD	144	72	45
ITALY	50 893	26 030	16 103	GAMBIA	197	70	46
UNTD KINGDOM	100 725	47 187	29 280	GUINEA	4 842	2 316	1 501
IRELAND	1 498	540	340	SIERRA LEONE	9 601	2 602	1 623
DENMARK	27 946	14 026	8 691	IVORY COAST	123 536	28 542	17 736
GREECE	11 516	6 502	4 004	GHANA	10 009	3 062	1 909
PORTUGAL	3 535	2 143	1 306	TOGO	5 145	1 844	1 186
SPAIN	47 377	20 591	12 683	BENIN	526	272	175
EU	578 064	260 971	161 626	NIGERIA	141	68	44
CANARY IS	2 122	1 195	742	CAMEROON	84 402	31 329	19 631
ICELAND	1 105	680	421	CENT AFR REP	245	130	83
NORWAY	4 630	3 015	1 863	GABON	126	72	46
SWEDEN	20 822	10 010	6 230	ZAIRE	19 909	8 894	5 599
FINLAND	2 980	1 523	940	RWANDA	72 637	22 613	13 281
SWITZERLAND	31 674	18 429	11 351	BURUNDI	117 227	48 868	30 158
AUSTRIA	73 872	40 109	24 865	ETHIOPIA	235 873	111 113	69 753
ANDORRA	270	157	95	KENYA	300 268	156 373	97 377
MALTA	627	349	216	UGANDA	203 559	80 015	50 528
TURKEY	2 909	1 561	965	TANZANIA	118 827	42 152	25 902
ESTONIA	1 375	736	446	MADAGASCAR	14 773	4 805	2 999
LATVIA	2 317	1 332	808	ZAMBIA	4 634	1 697	1 041
LITHUANIA	3 974	2 479	1 543	ZIMBABWE	9 641	3 662	2 289
POLAND	55 757	29 229	18 042	MALAWI	8 272	2 825	1 733
CZECH REPUB	24 574	11 864	7 408	USA	1 556	727	437
SLOVAKIA	645	318	199	MEXICO	53 041	19 914	12 278
HUNGARY	8 191	5 419	3 335	GUATEMALA	310 593	116 442	72 468
ROMANIA	2 543	1 514	941	HONDURAS	202 295	75 443	47 284
BULGARIA	1 875	1 085	674	EL SALVADOR	798 482	300 262	188 054
UKRAINE	2 450	1 576	976	NICARAGUA	135 801	50 242	31 300
BELARUS	1 071	656	411	COSTA RICA	269 296	102 568	63 346
RUSSIA	50 251	27 726	17 117	PANAMA	6 317	2 083	1 248
KAZAKHSTAN	1 743	833	521	CUBA	12 402	4 582	2 936
KYRGHYZSTAN	53	43	30	HAITI	3 326	1 004	632
SLOVENIA	2 102	1 248	778	DOMINIC REP	5 582	2 539	1 585
CROATIA	3 320	2 412	1 512	TRINIDAD TOB	1 195	66	40
BOS HERZEGOV	677	410	266	COLOMBIA	2 275 399	940 782	584 470
MACEDONIA	134	85	54	VENEZUELA	8 421	8 216	5 127
EGYPT	164	91	56	ECUADOR	195 901	89 149	56 198
GUINEA	112	67	44	PERU	180 081	87 020	55 304
IVORY COAST	275	136	85	BRAZIL	624 689	240 995	148 793
NIGERIA	2 782	479	311	BOLIVIA	12 960	6 638	4 249
REUNION	224	201	123	PARAGUAY	215	60	37
SOUTH AFRICA	357	218	138	INDIA	256 066	80 494	50 217
USA	209 380	82 616	51 104	SRI LANKA	3 251	831	516
CANADA	29 495	12 447	7 883	THAILAND	2 336	883	558
MEXICO	413	384	234	LAOS	3 169	778	485
GUADELOUPE	87	75	46	VIETNAM	242 375	76 599	47 807
MARTINIQUE	107	92	55	INDONESIA	455 273	124 254	77 495
NETH ANTILL	341	119	73	SINGAPORE	1 420	345	221
COLOMBIA	111	56	34	CHINA	1 125	1 033	670
FRENCH GUIAN	108	78	49	SOUTH KOREA	9 934	1 373	820
BRAZIL	997	457	286	JAPAN	9 931	15 821	9 842
CHILE	163	137	84	HONG KONG	10	173	99
PARAGUAY	711	333	208	AUSTRALIA	100	79	52
URUGUAY	250	153	96	PAPUA NEW G	364 400	165 023	103 838
ARGENTINA	1 832	1 091	660	UNID COUNTR	663	193	115
CYPRUS	914	476	293	EXPORTS	1 685 303	1 320 196	821 222
LEBANON	516	287	177	FRANCE	175 255	162 354	100 781
ISRAEL	7 534	3 306	2 048	BELGIUM LUX	261 963	233 089	144 996
SAUDI ARABIA	3 912	2 326	1 426	NETHERLANDS	230 128	177 067	110 553
KUWAIT	1 621	1 075	671	ITALY	29 603	17 310	10 759
BAHRAIN	308	215	137	UNTD KINGDOM	162 265	204 983	127 384
QATAR	72	46	30	IRELAND	2 114	4 437	2 770
ARAB EMIRAT	993	676	423	DENMARK	31 228	16 893	10 581
SRI LANKA	107	98	64	GREECE	18 033	14 964	9 245
THAILAND	678	489	309	PORTUGAL	3 499	1 959	1 207
INDONESIA	128	73	45	SPAIN	18 544	11 213	6 924
MALAYSIA	411	263	162	EU	932 632	844 289	525 200
BRUNEI	108	76	45	CANARY IS	2 147	2 594	1 608
SINGAPORE	3 003	1 406	879	ICELAND	55	67	39
PHILIPPINES	360	201	126	NORWAY	7 587	7 367	4 629
MONGOLIA	280	156	98	SWEDEN	26 963	21 646	13 380
CHINA	1 330	422	258	FINLAND	1 782	1 934	1 211
SOUTH KOREA	6 265	3 144	1 948	SWITZERLAND	22 965	18 069	11 159
JAPAN	3 437	2 344	1 467	AUSTRIA	106 204	63 640	39 571
TAIWAN	3 324	1 301	800	MALTA	53	125	79
HONG KONG	24 507	8 590	5 381	TURKEY	4 057	3 611	2 230
AUSTRALIA	6 218	3 081	1 918	ESTONIA	419	561	347
NEW ZEALAND	402	201	119	LATVIA	2 825	3 243	2 044
FR POLYNESIA	108	74	47	LITHUANIA	4 595	3 421	2 144
SHIPS SUPPL	3 795	3 580	2 287	POLAND	96 414	63 088	38 924
UNID COUNTR	301	168	98	CZECH REPUB	15 049	12 650	7 794
071 COFFEE,COFFEE SUBSTITUTE				SLOVAKIA	1 534	1 889	1 162
IMPORTS	8 000 428	3 273 094	2 039 274	HUNGARY	1 641	2 478	1 523
FRANCE	33 051	15 483	9 473	ROMANIA	7 428	4 752	3 008
BELGIUM LUX	51 789	63 728	39 667	BULGARIA	1 449	1 671	1 036
				UKRAINE	876	721	444
				BELARUS	643	356	222

6 IMPORTS AND EXPORTS (SPECIAL TRADE) BY GROUPS OF THE SITC-REV. III AND BY COUNTRIES OF PRODUCTION AND CONSUMPTION 1994

GROUP COUNTRY	DT = 100 KG	1 000 DM	1 000 \$	GROUP COUNTRY	DT = 100 KG	1 000 DM	1 000 \$
RUSSIA	14 651	14 868	9 382	POLAND	41 255	6 012	3 747
AZERBAIJAN	31	64	38	CZECH REPUBL	11 255	1 919	1 181
KAZAKHSTAN	110	166	98	SLOVAKIA	5 671	759	473
SLOVENIA	302	776	483	HUNGARY	32 030	9 377	5 705
CROATIA	159	276	171	ROMANIA	8 139	1 495	901
MACEDONIA	19	57	37	BULGARIA	2 794	280	176
EGYPT	248	216	135	UKRAINE	1 622	195	123
IVORY COAST	207	62	38	BELARUS	2 663	456	278
SOUTH AFRICA	983	1 372	868	MOLDOVA	611	179	105
NAMIBIA	83	80	51	RUSSIA	1 814	492	313
USA	387 369	192 344	120 156	SLOVENIA	2 614	899	554
CANADA	10 236	8 210	5 104	CRDITIA	1 785	222	139
COSTA RICA	377	287	178	SERB MONTNEG	2 468	339	218
BRAZIL	250	196	119	MACEDONIA	2 248	276	173
ARGENTINA	88	280	176	TUNISIA	383	76	44
CYPRUS	1 124	899	559	EGYPT	250	51	33
LEBANON	40	70	43	KENYA	100	74	45
ISRAEL	9 396	13 265	8 190	SOUTH AFRICA	752	292	183
JORDAN	153	228	140	USA	33 015	5 440	3 399
SAUDI ARABIA	2 423	2 223	1 387	CANADA	7 932	2 825	1 768
KUWAIT	185	226	140	LEBANON	280	144	90
BAHRAIN	62	88	53	SYRIA	1 091	258	168
QATAR	51	59	36	IRAN	200	57	33
ARAB EMIRAT	809	738	460	ISRAEL	614	180	110
OMAN	188	187	115	SAUDI ARABIA	1 078	495	303
THAILAND	60	122	76	ARAB EMIRAT	96	78	47
MALAYSIA	79	105	68	NORTH KOREA	1 034	444	258
SINGAPORE	149	159	98	SOUTH KOREA	4 877	1 941	1 225
CHINA	86	170	108	JAPAN	5 955	3 156	1 909
SOUTH KOREA	893	1 555	973	TAIWAN	540	205	133
JAPAN	6 732	12 283	7 526	HONG KONG	84	51	33
TAIWAN	1 151	1 623	1 012	AUSTRALIA	379	147	93
HONG KONG	2 341	1 972	1 234				
AUSTRALIA	4 632	4 801	2 975				
NEW ZEALAND	1 318	972	596				
NEW CALEDON	152	62	37				
SHIPS SUPPL	420	583	356				
				073 CHOCOLATE,OTH.COCOA PREP			
072 COCOA				IMPORTS	2 335 378	1 346 429	838 220
IMPORTS	4 450 412	1 191 797	736 999	FRANCE	713 252	396 130	250 274
FRANCE	110 003	48 423	29 842	BELGIUM LUX	307 614	213 076	132 058
BELGIUM LUX	28 472	10 636	6 590	NETHERLANDS	689 198	317 795	195 594
NETHERLANDS	769 193	311 249	192 347	ITALY	166 001	100 612	62 429
ITALY	51 735	16 980	10 159	UNT D KINGDOM	111 530	71 728	44 062
UNT D KINGDOM	2 149	771	462	IRELAND	312	116	72
DENMARK	5 119	87	53	DENMARK	38 054	22 419	13 920
SPAIN	15 087	8 595	5 241	SPAIN	20 708	9 730	6 159
EU	981 793	396 754	244 702	EU	2 046 877	1 131 668	704 609
SWITZERLAND	1 339	136	82	NORWAY	526	198	122
TURKEY	635	333	213	SWEDEN	58 864	48 280	29 752
HUNGARY	221	127	83	FINLAND	8 854	6 868	4 273
GUINEA	369	75	46	SWITZERLAND	104 667	68 045	42 510
SIERRA LEONE	2 683	535	318	AUSTRIA	82 461	68 361	42 893
LIBERIA	645	128	75	TURKEY	1 695	611	378
IVORY COAST	1 956 967	456 312	281 742	POLAND	1 192	534	333
GHANA	669 339	142 016	88 621	CZECH REPUBL	3 841	3 804	2 345
TOGO	5 055	1 301	817	HUNGARY	3 897	2 466	1 499
NIGERIA	162 783	36 085	22 242	ROMANIA	132	235	150
CAMEROON	27 605	7 248	4 451	RUSSIA	241	60	38
S TOME PRINC	4 490	1 058	648	KAZAKHSTAN	382	99	61
CONGO	537	70	41	SLOVENIA	8 230	2 798	1 720
UGANDA	3 650	722	441	USA	11 906	11 280	6 863
TANZANIA	1 365	302	191	BRAZIL	312	174	105
MADAGASCAR	2 084	443	270	ISRAEL	980	679	392
USA	5 285	696	432	AUSTRALIA	21	62	40
COSTA RICA	408	72	45	EXPORTS	3 261 409	1 829 199	1 142 006
CUBA	540	284	187	FRANCE	837 886	441 660	279 742
HAITI	29 915	6 161	3 799	BELGIUM LUX	213 198	108 605	67 275
DOMINIC REP	1 145	385	241	NETHERLANDS	261 676	140 576	86 687
COLOMBIA	7 432	1 971	1 218	ITALY	164 733	96 940	60 565
VENEZUELA	6 234	1 634	1 018	UNT D KINGDOM	145 005	87 393	54 242
ECUADOR	49 353	12 951	7 979	IRELAND	2 382	1 569	996
PERU	1 680	1 000	650	DENMARK	78 918	51 149	31 788
BRAZIL	22 614	5 515	3 533	GREECE	33 091	21 664	13 501
BOLIVIA	929	354	220	PORTUGAL	9 845	8 313	5 185
CYPRUS	241	63	36	SPAIN	78 010	42 188	26 188
INDONESIA	306 396	72 165	45 163	EU	1 824 744	1 000 057	626 169
MALAYSIA	127 879	29 614	18 046	CANARY IS	1 924	1 398	859
SINGAPORE	467	102	61	ICELAND	1 225	819	512
CHINA	993	547	354	NORWAY	11 205	9 149	5 735
PAPUA NEW G	57 697	12 690	7 826	SWEDEN	21 540	15 502	9 759
SOLOMON IS	6 063	1 306	811	FINLAND	8 721	5 446	3 393
FIJI	2 237	489	307	SWITZERLAND	58 515	39 640	24 569
EXPORTS	1 121 654	338 383	208 266	AUSTRIA	165 409	107 120	66 540
FRANCE	375 406	131 914	80 906	ANDORRA	564	446	276
BELGIUM LUX	136 582	44 128	27 331	MALTA	761	610	374
NETHERLANDS	125 547	36 245	22 266	TURKEY	10 048	5 258	3 254
ITALY	62 310	17 052	10 519	ESTONIA	6 489	3 790	2 288
UNT D KINGDOM	35 790	4 203	2 569	LATVIA	10 265	4 958	3 105
DENMARK	26 639	7 237	4 429	LITHUANIA	8 848	5 729	3 530
GREECE	4 299	1 987	1 214	POLAND	58 245	29 014	17 954
PORTUGAL	409	101	62	CZECH REPUBL	31 922	19 196	11 939
SPAIN	51 234	13 016	8 042	SLOVAKIA	11 639	5 947	3 676
EU	818 235	255 899	157 348	HUNGARY	49 754	24 989	15 622
ICELAND	1 330	823	503	ROMANIA	13 482	7 157	4 431
NORWAY	8 429	2 798	1 735	BULGARIA	54 487	26 191	16 044
SWEDEN	22 620	7 437	4 626	UKRAINE	11 702	7 535	4 649
FINLAND	28 105	11 232	6 906	BELARUS	11 133	6 216	3 854
SWITZERLAND	23 625	11 420	7 051	MOLDOVA	1 054	618	380
AUSTRIA	18 103	4 606	2 831	RUSSIA	667 843	356 241	221 429
TURKEY	24 100	4 991	3 083	AZERBAI JAN	454	243	146
LITHUANIA	497	80	48	KAZAKHSTAN	19 391	10 700	6 856
				TURKMENISTAN	637	369	218
				UZBEKISTAN	1 229	710	457
				KYRGHZYSTAN	125	79	49
				SLOVENIA	23 655	13 153	8 214

6 IMPORTS AND EXPORTS (SPECIAL TRADE) BY GROUPS OF THE SITC-REV. III AND BY COUNTRIES OF PRODUCTION AND CONSUMPTION 1994

GROUP COUNTRY	DT = 100 KG	1 000 DM	1 000 \$	GROUP COUNTRY	DT = 100 KG	1 000 DM	1 000 \$
CROATIA	5 326	3 757	2 365	FINLAND	210	257	158
BOS HERZEGOV	13 325	6 084	3 840	SWITZERLAND	4 105	4 475	2 788
SERB MONTNEG	2 350	1 199	767	AUSTRIA	6 957	4 879	3 005
MACEDONIA	2 414	1 329	820	TURKEY	133	216	131
MOROCCO	463	291	185	ESTONIA	204	211	132
TUNISIA	269	137	87	LATVIA	72	112	65
LIBYA	4 859	1 892	1 126	LITHUANIA	1 498	1 486	904
EGYPT	389	206	131	POLAND	861	909	578
ZIMBABWE	70	60	38	CZECH REPUB	711	476	301
SOUTH AFRICA	479	369	225	SLOVAKIA	636	219	137
NAMIBIA	127	65	40	HUNGARY	91	106	68
USA	52 280	30 342	18 917	ROMANIA	132	104	64
CANADA	21 595	14 409	9 153	UKRAINE	665	496	307
MEXICO	1 179	1 962	1 189	BELARUS	182	315	187
COSTA RICA	666	384	245	RUSSIA	8 183	8 914	5 539
COLOMBIA	142	167	107	AZERBAIJAN	1 558	427	267
VENEZUELA	39	78	48	KAZAKHSTAN	43	60	37
PERU	93	92	57	SLOVENIA	176	97	59
BRAZIL	689	656	415	CROATIA	229	174	107
CHILE	556	560	346	SOUTH AFRICA	219	111	69
PARAGUAY	219	188	120	CANADA	20 577	14 994	9 265
URUGUAY	827	549	341	SURINAME	194	85	54
ARGENTINA	9 101	5 772	3 494	MALAYSIA	44	60	38
CYPRUS	779	544	349	SINGAPORE	314	278	176
LEBANON	573	335	214	JAPAN	749	1 144	701
ISRAEL	9 437	5 552	3 472	TAIWAN	110	133	84
SAUDI ARABIA	1 828	1 345	830	AUSTRALIA	471	375	232
KUWAIT	1 139	868	527	UNID COUNTR	56	72	41
BAHRAIN	173	158	95				
QATAR	249	186	112				
ARAB EMIRAT	1 914	1 215	755	075 SPICES			
INDIA	241	138	91	IMPORTS	515 942	208 431	128 983
SRI LANKA	1 584	700	442	FRANCE	6 947	4 658	2 828
THAILAND	1 563	1 736	1 094	BELGIUM LUX	1 177	778	477
VIETNAM	291	96	58	NETHERLANDS	25 570	11 083	6 851
INDONESIA	457	309	195	ITALY	1 702	887	550
MALAYSIA	832	706	440	UNTD KINGDOM	4 474	1 649	1 015
SINGAPORE	3 072	2 472	1 533	DENMARK	1 521	1 177	706
PHILIPPINES	1 108	813	512	GREECE	703	480	297
MONGOLIA	595	350	216	SPAIN	25 632	8 992	5 564
CHINA	785	237	151	EU	67 807	29 725	18 302
SOUTH KOREA	1 409	868	551	CANARY IS	39	72	42
JAPAN	8 899	9 106	5 818	NORWAY	188	90	55
TAIWAN	899	942	581	SWEDEN	490	393	248
HONG KONG	5 724	5 197	3 291	FINLAND	901	233	140
AUSTRALIA	6 977	5 088	3 171	SWITZERLAND	672	597	369
NEW ZEALAND	737	668	419	AUSTRIA	1 059	638	403
AM OCEANIA	125	116	73	TURKEY	23 442	9 858	6 085
N ZEAL OCEAN	40	56	37	ESTONIA	306	81	47
SHIPS SUPPL	5 285	9 658	6 080	LITHUANIA	1 423	346	219
UNID COUNTR	402	284	169	POLAND	8 422	2 173	1 364
				CZECH REPUB	2 157	552	353
074 TEA AND MATE				HUNGARY	30 358	14 214	8 752
IMPORTS	322 984	192 261	119 519	ROMANIA	1 934	243	148
FRANCE	459	326	199	BULGARIA	16 250	1 840	1 128
BELGIUM LUX	373	113	70	ALBANIA	2 459	429	267
NETHERLANDS	4 336	10 712	6 631	RUSSIA	5 389	385	232
ITALY	438	193	118	SLOVENIA	113	77	44
UNTD KINGDOM	17 152	7 651	4 708	CROATIA	635	87	54
DENMARK	694	530	328	MACEDONIA	8 678	1 796	1 114
EU	23 544	19 578	12 089	MOROCCO	9 684	3 049	1 881
SWEDEN	21	51	30	EGYPT	7 333	1 513	918
SWITZERLAND	7 139	1 656	1 030	SUDAN	175	59	38
AUSTRIA	2 747	1 022	648	GHANA	167	77	44
TURKEY	5 712	1 831	1 125	NIGERIA	962	151	95
POLAND	3 319	93	59	CAMEROON	303	89	57
SUDAN	3 150	451	259	ETHIOPIA	237	181	119
KENYA	4 394	4 909	3 047	BRIT IND OC	20	168	99
TANZANIA	1 636	891	553	MADAGASCAR	11 791	24 337	14 988
MAURITIUS	624	397	254	REUNION	149	585	367
ZIMBABWE	1 973	599	370	MAURITIUS	98	206	130
MALAWI	17 075	4 401	2 708	COMOROS	2 246	2 155	1 296
SOUTH AFRICA	2 910	715	438	MAYOTTE	811	562	351
BRAZIL	6 743	2 041	1 246	ZIMBABWE	185	79	46
CHILE	1 222	1 365	886	MALAWI	323	170	107
ARGENTINA	8 333	1 996	1 225	SOUTH AFRICA	1 284	362	227
AFGHANISTAN	152	77	49	USA	10 619	4 632	2 832
INDIA	73 007	66 609	41 795	CANADA	220	89	57
SRI LANKA	58 630	30 339	18 812	MEXICO	2 218	766	471
NEPAL	182	277	168	GUATEMALA	2 699	2 044	1 256
VIETNAM	5 716	2 671	1 621	HONDURAS	567	216	130
INDONESIA	40 130	18 974	11 827	COSTA RICA	281	97	60
MALAYSIA	1 137	243	147	HAITI	336	55	34
SINGAPORE	187	101	65	JAMICA	2 879	1 017	629
CHINA	51 727	26 799	16 456	GRENADA	9 393	2 991	1 859
JAPAN	580	1 364	842	PERU	266	62	37
TAIWAN	737	755	467	BRAZIL	76 447	23 466	14 715
HONG KONG	168	237	150	CHILE	1 423	1 246	766
PAPUA NEW G	952	382	243	SYRIA	1 016	251	153
EXPORTS	138 048	114 143	70 636	IRAN	160	2 522	1 635
FRANCE	10 451	7 753	4 758	ISRAEL	7 916	3 806	2 217
BELGIUM LUX	2 012	2 225	1 380	PAKISTAN	247	81	48
NETHERLANDS	9 621	10 721	6 641	INDIA	25 141	6 472	3 985
ITALY	5 023	6 687	4 100	SRI LANKA	3 300	2 067	1 268
UNTD KINGDOM	20 371	13 888	8 610	THAILAND	5 135	2 119	1 298
IRELAND	572	130	78	LAOS	105	53	32
DENMARK	6 214	3 428	2 110	VIETNAM	4 678	1 365	858
SPAIN	1 815	1 718	1 061	INDONESIA	83 586	33 302	20 689
EU	56 133	46 605	28 770	MALAYSIA	21 276	7 299	4 570
CANARY IS	41	74	45	SINGAPORE	1 994	742	473
NORWAY	473	510	316	CHINA	39 893	11 405	7 077
SWEDEN	2 555	2 441	1 520	JAPAN	273	569	347
				HONG KONG	1 990	916	579
				PAPUA NEW G	494	239	143
				FR POLYNESIA	34	462	278

6 IMPORTS AND EXPORTS (SPECIAL TRADE) BY GROUPS OF THE SITC-REV. III AND BY COUNTRIES OF PRODUCTION AND CONSUMPTION 1994

GROUP COUNTRY	DT = 100 KG	1 000 DM	1 000 \$	GROUP COUNTRY	DT = 100 KG	1 000 DM	1 000 \$
EXPORTS	113 619	100 442	61 817	INDIA	8 249	194	118
FRANCE	13 913	17 903	11 044	THAILAND	56 365	9 057	5 604
BELGIUM LUX	6 506	5 206	3 211	INDONESIA	2 608 809	49 769	30 740
NETHERLANDS	11 167	8 802	5 398	MALAYSIA	3 987 615	69 711	42 965
ITALY	1 814	2 874	1 769	PHILIPPINES	601 439	12 087	7 511
UNTD KINGDOM	5 062	3 655	2 244	CHINA	1 441 508	37 126	21 742
IRELAND	900	1 010	623	SOUTH KOREA	582	5 020	3 114
DENMARK	7 476	6 723	4 159	JAPAN	2 532	3 253	2 001
GREECE	439	378	228	TAIWAN	1 110	719	440
PORTUGAL	701	924	573	AUSTRALIA	371 700	17 963	11 061
SPAIN	3 671	4 435	2 746	PAPUA NEW G	8 314	326	205
EU	51 649	51 910	31 995	NEW ZEALAND	126	60	37
CANARY IS	93	99	50	AM OCEANIA	12 507	286	177
ICELAND	204	153	88	EXPORTS	43 099 644	2 172 761	1 342 730
NORWAY	3 237	2 413	1 493	FRANCE	1 361 131	114 032	70 293
SWEDEN	3 432	2 551	1 566	BELGIUM LUX	2 201 943	116 460	71 958
FINLAND	1 977	1 523	951	NETHERLANDS	17 851 933	512 507	317 538
SWITZERLAND	5 132	5 567	3 423	ITALY	432 579	51 758	32 008
AUSTRIA	6 694	4 023	2 473	UNTD KINGDOM	3 458 714	186 478	115 051
TURKEY	94	55	33	IRELAND	210 219	9 709	5 978
LATVIA	85	74	44	DENMARK	3 258 684	131 848	81 285
LITHUANIA	897	628	385	GREECE	68 654	11 304	7 027
POLAND	8 492	5 745	3 548	PORTUGAL	9 183	3 857	2 230
CZECH REPUB	6 813	3 908	2 415	SPAIN	70 120	18 111	11 164
SLOVAKIA	697	370	234	EU	28 923 160	1 155 864	714 532
HUNGARY	1 813	1 094	665	CANARY IS	195	376	237
ROMANIA	54	57	33	ICELAND	2 478	111	70
BULGARIA	476	224	135	NORWAY	105 753	18 599	11 482
UKRAINE	78	76	44	SWEDEN	1 645 705	84 111	51 740
BELARUS	51	44	30	FINLAND	272 747	25 495	15 803
RUSSIA	1 262	1 461	907	SWITZERLAND	1 145 023	129 098	79 957
KAZAKHSTAN	163	95	58	AUSTRIA	3 961 293	196 176	121 309
SLOVENIA	429	318	199	MALTA	1 019	146	86
CROATIA	878	551	348	TURKEY	34 217	3 543	2 207
SERB MONTNEG	201	78	52	ESTONIA	7 060	869	534
SOUTH AFRICA	1 532	1 013	618	LATVIA	5 482	1 140	710
USA	8 470	8 811	5 360	LITHUANIA	47 770	3 977	2 491
CANADA	304	632	390	POLAND	3 548 628	163 791	101 425
MEXICO	360	146	90	CZECH REPUB	1 355 557	84 683	52 176
EL SALVADOR	160	70	44	SLOVAKIA	275 785	21 715	13 563
DOMINIC REP	167	101	62	HUNGARY	607 020	45 101	27 867
VENEZUELA	707	257	156	ROMANIA	193 106	19 354	11 974
BRAZIL	1 997	699	437	BULGARIA	5 702	604	369
CHILE	114	79	50	UKRAINE	3 213	456	291
URUGUAY	130	92	59	BELARUS	40 635	7 138	4 250
ARGENTINA	86	133	82	MOLDOVA	6 200	582	377
CYPRUS	71	61	37	RUSSIA	384 549	32 670	20 183
ISRAEL	152	106	66	KAZAKHSTAN	13 632	1 455	911
JORDAN	199	170	105	SLOVENIA	36 132	5 411	3 361
SAUDI ARABIA	67	135	88	CROATIA	17 877	2 424	1 481
KUWAIT	118	111	68	SERB MONTNEG	40 483	4 953	3 166
MALAYSIA	36	72	46	MOROCCO	169	169	103
SINGAPORE	455	341	212	TUNISIA	854	175	114
SOUTH KOREA	89	56	33	LIBYA	3 122	903	576
JAPAN	702	2 168	1 333	EGYPT	67 454	4 176	2 502
HONG KONG	293	245	147	CAPE VERDE	2 340	169	106
AUSTRALIA	920	940	576	GHANA	16 837	1 252	786
NEW ZEALAND	113	92	54	NIGERIA	855	225	137
UNID COUNTRY	380	309	181	CAMEROON	2 834	395	233
				TANZANIA	600	250	161
081 ANIMAL FEED STUFF				REUNION	21	76	47
IMPORTS	68 808 031	2 585 530	1 598 864	MAURITIUS	42	95	58
FRANCE	3 510 822	213 513	131 937	ZIMBABWE	18	76	45
BELGIUM LUX	831 696	54 401	33 828	SOUTH AFRICA	3 398	3 075	1 922
NETHERLANDS	14 026 419	735 566	456 500	USA	37 171	57 949	35 660
ITALY	75 065	7 286	4 450	CANADA	3 211	3 166	1 943
UNTD KINGDOM	176 800	33 920	20 976	MEXICO	16 417	5 646	3 502
IRELAND	8 052	2 177	1 350	GUATEMALA	826	928	570
DENMARK	1 511 514	76 135	47 101	HONDURAS	250	66	39
SPAIN	22 884	4 280	2 624	EL SALVADOR	441	361	211
EU	20 163 073	1 127 283	698 770	NICARAGUA	488	81	52
ICELAND	21 870	1 594	992	COSTA RICA	922	284	175
NORWAY	26 949	2 781	1 708	PANAMA	135	103	65
SWEDEN	5 340	521	319	CUBA	173	61	38
FINLAND	867	258	160	DOMINIC REP	679	621	382
SWITZERLAND	176 986	61 831	38 569	COLOMBIA	1 218	1 388	857
AUSTRIA	217 134	15 700	9 875	VENEZUELA	1 462	1 250	763
FAEROE IS	8 033	648	414	ECUADOR	2 983	893	552
LITHUANIA	4 896	126	81	PERU	1 100	846	531
POLAND	723 986	15 259	9 238	BRAZIL	3 978	2 129	1 328
CZECH REPUB	2 299 767	49 034	29 895	CHILE	1 472	840	519
SLOVAKIA	331 481	9 918	6 069	BOLIVIA	78	51	32
HUNGARY	85 717	3 142	1 942	PARAGUAY	639	122	74
BULGARIA	3 911	3 115	1 936	URUGUAY	208	120	75
RUSSIA	1 229	544	328	ARGENTINA	1 933	1 661	1 046
SLOVENIA	2 503	846	521	CYPRUS	6 475	736	445
EGYPT	205 251	5 120	3 128	LEBANON	5 104	468	290
SUDAN	2 418	106	69	SYRIA	4 354	312	182
IVORY COAST	63 440	1 083	674	IRAN	3 780	1 701	1 003
NIGERIA	137 098	1 933	1 200	ISRAEL	29 570	2 968	1 807
SOUTH AFRICA	682 451	17 153	10 668	JORDAN	37 068	3 003	1 826
USA	12 851 246	317 016	195 656	SAUDI ARABIA	9 566	3 716	2 292
CANADA	21 403	3 302	2 034	KUWAIT	435	76	47
ARUBA	5 000	176	108	ARAB EMIRAT	4 229	749	456
PERU	2 189 095	123 925	75 928	OMAN	3 093	317	188
BRAZIL	8 647 373	257 137	160 089	PAKISTAN	37	83	49
CHILE	716 916	42 526	26 926	INDIA	1 683	708	436
BOLIVIA	709	170	108	BANGLADESH	12 635	959	604
URUGUAY	519	54	35	SRI LANKA	32	55	32
ARGENTINA	9 876 702	311 899	192 170	MYANMAR	900	126	77
ISRAEL	17 461	3 104	1 904	THAILAND	13 624	3 257	2 037
PAKISTAN	208 864	2 374	1 459	VIETNAM	400	123	74
				INDONESIA	7 238	3 787	2 362
				MALAYSIA	5 665	2 936	1 818

6 IMPORTS AND EXPORTS (SPECIAL TRADE) BY GROUPS OF THE SITC-REV. III AND BY COUNTRIES OF PRODUCTION AND CONSUMPTION 1994

GROUP COUNTRY	DT = 100 KG	1 000 DM	1 000 \$	GROUP COUNTRY	DT = 100 KG	1 000 DM	1 000 \$
SINGAPORE	1 496	798	484	NETHERLANDS	847 192	285 406	176 840
PHILIPPINES	4 768	1 737	1 080	ITALY	629 697	209 571	129 432
CHINA	24 296	3 621	2 227	UNTD KINGDOM	129 830	49 876	30 631
SOUTH KOREA	6 475	4 181	2 609	IRELAND	215 391	1 040 279	644 635
JAPAN	18 393	22 831	13 903	DENMARK	264 347	109 508	67 187
TAIWAN	20 987	6 004	3 723	GREECE	17 087	4 039	2 467
HONG KONG	5 793	5 560	3 381	PORTUGAL	1 249	230	143
AUSTRALIA	2 287	1 314	806	SPAIN	59 077	19 564	11 908
NEW ZEALAND	524	215	134	EU	3 393 446	2 157 480	1 334 346
FR POLYNESIA	84	49	30	NORWAY	651	248	154
UNID COUNTR	12 080	599	370	SWEDEN	38 998	21 481	13 241
				FINLAND	6 823	1 151	705
				SWITZERLAND	285 552	179 154	110 782
				AUSTRIA	102 470	45 486	28 183
				TURKEY	31 559	7 901	4 871
				ESTONIA	1 235	390	240
				POLAND	1 123	273	167
				CZECH REPUB	8 868	1 980	1 237
				HUNGARY	32 450	6 601	4 065
				ROMANIA	7 097	1 042	638
				BULGARIA	14 867	1 402	865
				RUSSIA	754	139	83
				SLOVENIA	744	203	126
				CROATIA	10 196	4 476	2 745
				MACEDONIA	1 818	184	118
				MOROCCO	366	2 146	1 334
				TUNISIA	1 277	507	311
				USA	31 351	40 731	25 240
				CANADA	10 825	2 032	1 265
				MEXICO	893	315	193
				DOMINIC REP	2 120	518	316
				COLOMBIA	2 508	79	49
				ECUADOR	2 482	576	356
				BRAZIL	7 127	1 282	798
				CHILE	127	108	69
				ARGENTINA	136	55	34
				LEBANON	2 470	539	331
				ISRAEL	26 754	5 279	3 252
				PAKISTAN	508	62	37
				INDIA	885	195	123
				MYANMAR	60	70	44
				THAILAND	17 804	5 930	3 642
				VIETNAM	1 257	442	269
				INDONESIA	889	356	224
				MALAYSIA	16 206	8 245	5 042
				SINGAPORE	10 341	4 949	3 043
				PHILIPPINES	791	238	141
				CHINA	31 235	5 913	3 667
				SOUTH KOREA	4 371	1 644	1 012
				JAPAN	11 608	8 497	5 222
				TAIWAN	4 454	2 086	1 286
				HONG KONG	9 955	3 985	2 453
				AUSTRALIA	278	431	272
				NEW ZEALAND	34	50	32
				EXPORTS	4 596 069	1 991 468	1 229 071
				FRANCE	836 041	219 457	135 720
				BELGIUM LUX	361 678	139 979	86 324
				NETHERLANDS	772 624	203 911	125 967
				ITALY	297 023	131 510	81 226
				UNTD KINGDOM	318 158	138 707	86 004
				IRELAND	29 066	9 889	6 089
				DENMARK	163 604	54 836	33 853
				GREECE	40 936	29 384	18 133
				PORTUGAL	28 816	17 094	10 480
				SPAIN	188 241	71 109	44 024
				EU	3 036 187	1 015 875	627 820
				CANARY IS	8 413	3 103	1 913
				ICELAND	9 937	1 606	992
				NORWAY	15 071	8 710	5 359
				SWEDEN	58 246	29 656	18 297
				FINLAND	14 102	7 708	4 767
				SWITZERLAND	166 237	168 746	104 181
				AUSTRIA	264 691	216 356	133 461
				ANDORRA	92	62	37
				MALTA	4 900	3 402	2 142
				TURKEY	26 009	10 946	6 744
				ESTONIA	6 514	2 080	1 278
				LATVIA	11 555	4 370	2 645
				LITHUANIA	14 175	5 414	3 278
				POLAND	129 684	60 708	37 436
				CZECH REPUB	103 911	44 634	27 653
				SLOVAKIA	24 678	10 502	6 450
				HUNGARY	75 685	32 342	19 874
				ROMANIA	10 420	7 163	4 448
				BULGARIA	5 424	3 288	2 012
				ALBANIA	107	61	39
				UKRAINE	17 188	11 165	7 219
				BELARUS	4 786	1 920	1 180
				MOLDOVA	209	98	61
				RUSSIA	197 892	96 837	58 634
				GEORGIA	306	123	74
				KAZAKHSTAN	2 674	968	599
				TURKMENISTAN	101	110	66
				UZBEKISTAN	1 152	516	329
				TADJIKISTAN	238	119	73
				SLOVENIA	25 946	12 265	7 626
				CROATIA	47 698	16 482	10 189
				BOS HERZEGOV	896	346	211
				SERB MONTNEG	67	92	59
				MACEDONIA	3 414	1 923	1 193
				MOROCCO	421	401	246
				ALGERIA	1 150	215	123
				TUNISIA	210	290	180
				LIBYA	2 315	1 345	877
091 MARGARINE AND SHORTENING							
IMPORTS	378 465	66 020	40 818				
FRANCE	8 554	1 356	817				
BELGIUM LUX	215 544	30 867	18 956				
NETHERLANDS	94 093	24 379	15 080				
UNTD KINGDOM	41 885	4 281	2 659				
DENMARK	12 722	3 782	2 331				
EU	373 164	64 533	39 885				
SWEDEN	1 066	382	236				
SWITZERLAND	1 242	338	209				
CZECH REPUB	508	54	31				
USA	2 063	584	374				
MALAYSIA	197	73	48				
EXPORTS	932 131	150 732	93 473				
FRANCE	122 046	21 051	13 040				
BELGIUM LUX	33 522	7 603	4 698				
NETHERLANDS	91 663	15 397	9 570				
ITALY	77 461	13 918	8 754				
UNTD KINGDOM	58 719	10 846	6 721				
DENMARK	51 013	6 771	4 185				
GREECE	17 553	2 549	1 595				
PORTUGAL	1 089	351	214				
SPAIN	5 059	1 088	674				
EU	458 291	79 604	49 470				
CANARY IS	2 134	619	379				
ICELAND	309	64	40				
NORWAY	249	65	38				
SWEDEN	13 908	1 489	889				
FINLAND	563	257	158				
SWITZERLAND	5 759	1 950	1 187				
AUSTRIA	35 595	6 332	3 933				
ESTONIA	2 589	348	214				
LATVIA	6 134	835	505				
LITHUANIA	20 523	2 454	1 490				
POLAND	102 848	13 749	8 623				
CZECH REPUB	8 574	1 569	969				
SLOVAKIA	1 287	189	115				
HUNGARY	8 796	1 266	769				
ROMANIA	32 338	3 951	2 459				
BULGARIA	4 214	521	325				
UKRAINE	4 189	566	341				
BELARUS	3 429	447	275				
MOLDOVA	351	63	40				
RUSSIA	125 649	18 123	11 230				
AZERBAIJAN	1 844	232	136				
KAZAKHSTAN	9 674	1 340	803				
UZBEKISTAN	386	53	32				
SLOVENIA	18 708	3 222	1 983				
CROATIA	7 863	1 588	992				
BOS HERZEGOV	618	126	81				
MACEDONIA	1 374	240	147				
MAURITANIA	1 360	299	189				
GAMBIA	271	58	35				
GUINEA	2 497	440	273				
SIERRA LEONE	1 457	213	129				
LIBERIA	947	153	94				
BENIN	271	53	34				
CONGO	1 760	307	179				
BURUNDI	545	75	45				
ANGOLA	293	49	32				
MAURITIUS	10 567	1 610	1 005				
SOUTH AFRICA	149	113	71				
USA	396	96	60				
MEXICO	104	62	39				
ECUADOR	300	111	71				
ARGENTINA	155	53	34				
CYPRUS	2 618	428	267				
LEBANON	1 276	194	122				
IRAN	209	71	45				
ISRAEL	295	201	121				
SAUDI ARABIA	13 642	1 759	1 086				
KUWAIT	1 846	366	224				
BAHRAIN							

6 IMPORTS AND EXPORTS (SPECIAL TRADE) BY GROUPS OF THE SITC-REV. III AND BY COUNTRIES OF PRODUCTION AND CONSUMPTION 1994

GROUP COUNTRY	DT = 100 KG	1 000 DM	1 000 \$	GROUP COUNTRY	DT = 100 KG	1 000 DM	1 000 \$
EGYPT	5 137	4 510	2 785	BRAZIL	663	83	52
SUDAN	90	80	46	LEBANON	1 643	69	43
BURKINA FASO	198	84	52	THAILAND	3 377	707	444
SENEGAL	1 438	485	302	MALAYSIA	509	79	49
GAMBIA	584	320	200	SINGAPORE	2 005	328	203
TOGO	518	377	228	CHINA	289	63	38
BENIN	102	57	35	SOUTH KOREA	190	54	34
NIGERIA	668	295	183	JAPAN	173	56	36
CAMEROON	155	82	54	TAIWAN	2 552	459	283
ZAIRE	94	56	37	AUSTRALIA	191	57	36
ANGOLA	7 070	1 254	790	NEW ZEALAND	205	52	33
ETHIOPIA	100	50	30				
KENYA	111	112	67	EXPORTS	85 669 191	405 065	250 777
TANZANIA	238	136	87	FRANCE	504 854	51 824	32 043
MOZAMBIQUE	926	117	71	BELGIUM LUX	795 554	49 955	30 882
MADAGASCAR	141	89	52	NETHERLANDS	81 629 888	54 103	33 465
REUNION	948	703	431	ITALY	132 964	22 278	13 821
MAURITIUS	245	141	85	UNTD KINGDOM	48 187	11 935	7 436
ZIMBABWE	135	58	36	IRELAND	3 888	638	406
SOUTH AFRICA	8 709	5 627	3 485	DENMARK	708 654	6 512	3 971
NAMIBIA	389	185	111	GREECE	37 743	6 016	3 691
USA	83 909	49 263	30 474	PORTUGAL	8 308	1 341	828
CANADA	19 560	8 476	8 476	SPAIN	246 490	26 388	16 523
MEXICO	12 626	7 195	4 521	EU	84 116 540	230 990	143 066
COSTA RICA	171	106	65	CANARY IS	27 083	3 201	1 977
CUBA	47	64	37	ICELAND	408	98	59
DOMINIC REP	150	185	114	NORWAY	47 517	7 026	4 329
GUADELOUPE	183	113	70	SWEDEN	30 383	7 994	4 965
ANTIGUA	118	92	59	FINLAND	5 241	1 327	810
MARTINIQUE	970	848	515	SWITZERLAND	156 049	19 644	12 185
BARBADOS	119	266	161	AUSTRIA	169 989	22 608	13 966
TRINIDAD TOB	731	614	385	MALTA	2 129	179	111
COLOMBIA	297	490	305	TURKEY	515	68	40
VENEZUELA	301	536	330	ESTONIA	5 828	592	365
PERU	1 297	520	325	LATVIA	46 955	3 891	2 409
BRAZIL	3 188	6 792	4 220	LITHUANIA	73 066	5 822	3 617
CHILE	1 257	706	438	POLAND	28 294	2 380	1 479
BOLIVIA	55	119	78	CZECH REPUB	91 892	7 646	4 761
PARAGUAY	206	148	92	SLOVAKIA	12 968	1 104	687
URUGUAY	2 452	1 060	663	HUNGARY	20 147	2 508	1 559
ARGENTINA	4 111	2 505	1 580	ROMANIA	3 551	457	282
CYPRUS	5 404	6 011	3 672	BULGARIA	1 288	136	80
LEBANON	3 548	2 661	1 669	UKRAINE	48 937	4 543	2 808
SYRIA	1 257	1 489	914	BELARUS	12 585	1 125	700
IRAN	717	550	330	RUSSIA	475 617	42 154	25 953
ISRAEL	17 419	14 093	8 677	GEORGIA	296	71	42
JORDAN	498	318	198	AZERBAIJAN	2 386	234	145
SAUDI ARABIA	15 072	10 250	6 195	KAZAKHSTAN	14 645	1 262	786
KUWAIT	6 185	5 407	3 324	UZBEKISTAN	2 311	282	169
BAHRAIN	683	327	206	TADJIKISTAN	944	71	44
QATAR	410	348	212	KYRGHYZSTAN	1 206	121	76
ARAB EMIRAT	6 493	4 410	2 730	SLOVENIA	4 471	457	284
OMAN	637	863	534	CROATIA	15 966	1 646	1 036
YEMEN	175	173	107	BOS HERZEGOV	2 471	251	159
AFGHANISTAN	22	65	37	MACEDONIA	1 122	101	62
PAKISTAN	48	51	32	MOROCCO	525	48	31
INDIA	110	66	40	TUNISIA	504	85	54
BANGLADESH	138	65	37	LIBYA	8 031	790	496
SRI LANKA	245	198	119	EGYPT	2 548	300	188
THAILAND	2 278	1 735	1 079	CAPE VERDE	443	58	36
VIETNAM	455	345	217	GUINEA	4 144	403	253
INDONESIA	2 107	1 568	988	NIGERIA	1 169	162	103
MALAYSIA	2 935	2 777	1 704	S TOMÉ PRINC	1 564	123	75
SINGAPORE	3 993	2 884	1 791	ANGOLA	1 695	132	80
PHILIPPINES	4 908	3 926	2 450	REUNION	441	51	31
MONGOLIA	579	175	107	USA	124 661	17 493	10 870
CHINA	676	544	349	CANADA	9 785	1 275	801
SOUTH KOREA	7 522	5 757	3 515	MEXICO	1 147	421	260
JAPAN	34 897	21 032	12 967	BERMUDA	459	72	46
TAIWAN	7 919	4 634	2 817	GUATEMALA	287	58	35
HONG KONG	7 752	8 533	5 270	CUBA	6 862	569	362
MACAO	163	205	130	DOMINIC REP	181	126	78
AUSTRALIA	7 016	4 309	2 665	ARUBA	361	58	37
NEW ZEALAND	1 300	1 294	803	NETH ANTILL	3 838	541	336
NEW CALEDON	88	58	37	COLOMBIA	268	60	39
UNID COUNTR	4 574	1 608	965	BRAZIL	1 524	205	130
				CHILE	1 533	270	166
				PARAGUAY	835	128	81
				URUGUAY	1 425	159	101
				ARGENTINA	432	77	47
				CYPRUS	4 267	429	263
				LEBANON	1 411	169	102
				ISRAEL	188	116	73
				SAUDI ARABIA	7 270	2 095	1 320
				KUWAIT	1 305	326	200
				BAHRAIN	1 389	269	162
				QATAR	1 663	390	242
				ARAB EMIRAT	3 637	631	388
				THAILAND	413	93	57
				SINGAPORE	1 908	537	323
				MONGOLIA	1 346	174	105
				SOUTH KOREA	6 962	962	595
				JAPAN	14 076	2 168	1 311
				TAIWAN	2 976	601	380
				HONG KONG	2 113	439	271
				AUSTRALIA	377	68	41
				NEW ZEALAND	580	260	160
				FR POLYNESIA	1 173	84	51
				UNID COUNTR	12 668	942	580
111 NON-ALCOHOL. BEVERAGE, NES				112 ALCOHOLIC BEVERAGES			
IMPORTS	7 086 523	695 866	430 404	IMPORTS	16 039 073	3 741 671	2 322 399
FRANCE	3 055 500	250 854	154 322	FRANCE	2 917 639	1 288 740	802 638
BELGIUM LUX	339 262	37 850	22 873				
NETHERLANDS	847 640	84 737	52 538				
ITALY	504 912	46 569	29 057				
UNTD KINGDOM	17 576	2 317	1 445				
IRELAND	2 920	323	198				
DENMARK	7 116	1 139	708				
GREECE	18 161	787	485				
PORTUGAL	1 192	58	36				
SPAIN	8 053	820	508				
EU	4 802 332	425 454	262 171				
SWEDEN	3 551	434	271				
FINLAND	586	88	57				
SWITZERLAND	921 558	54 578	33 924				
AUSTRIA	1 166 270	206 764	128 694				
TURKEY	91 214	3 069	1 905				
POLAND	3 940	236	144				
CZECH REPUB	56 094	653	401				
HUNGARY	4 371	564	344				
BULGARIA	772	64	38				
SLOVENIA	15 535	984	608				
MOROCCO	2 063	75	45				
EGYPT	2 056	242	143				
USA	898	265	167				
DOMINIC REP	307	101	61				

6 IMPORTS AND EXPORTS (SPECIAL TRADE) BY GROUPS OF THE SITC-REV. III AND BY COUNTRIES OF PRODUCTION AND CONSUMPTION 1994

GROUP COUNTRY	DT = 100 KG	1 000 DM	1 000 \$	GROUP COUNTRY	DT = 100 KG	1 000 DM	1 000 \$
BELGIUM LUX	251 975	24 918	15 429	GEORGIA	22 844	3 364	2 059
NETHERLANDS	798 946	104 560	64 673	ARMENIA	16 451	2 527	1 563
ITALY	5 529 260	945 881	586 782	AZERBAIJAN	54 115	7 692	4 783
UNTD KINGDOM	212 940	202 432	125 706	KAZAKHSTAN	492 954	75 003	46 420
IRELAND	235 354	91 278	56 695	TURKMENISTAN	9 171	1 654	996
DENMARK	1 292 731	130 065	80 701	UZBEKISTAN	61 888	10 042	6 122
GREECE	352 022	106 940	66 570	TADJIKISTAN	31 128	4 228	2 665
PORTUGAL	92 264	37 538	23 194	KYRGHZYSTAN	20 516	3 215	2 041
SPAIN	1 942 412	304 051	187 687	SLOVENIA	5 845	2 393	1 489
EU	13 625 543	3 236 403	2 010 075	CROATIA	23 352	5 886	3 676
CANARY IS	5 496	384	227	BOS HERZEGOV	606	57	36
NORWAY	5 101	4 212	2 599	MACEDONIA	535	395	250
SWEDEN	3 790	1 841	1 131	MOROCCO	3 191	405	251
FINLAND	1 994	931	580	TUNISIA	1 662	287	181
SWITZERLAND	9 438	10 868	6 728	EGYPT	864	207	133
AUSTRIA	110 225	41 732	25 989	CHAD	3 107	483	309
TURKEY	32 324	14 260	8 852	CAPE VERDE	422	72	45
ESTONIA	1 483	339	207	GAMBIA	3 463	491	299
LITHUANIA	538	243	144	GUINEA	34 710	4 957	3 061
POLAND	9 489	4 266	2 651	SIERRA LEONE	3 941	459	286
CZECH REPUB	475 777	43 130	26 756	LIBERIA	5 297	769	473
SLOVAKIA	2 891	250	154	GHANA	1 946	470	292
HUNGARY	172 479	23 094	14 029	TOGO	1 288	205	131
ROMANIA	104 907	12 184	7 515	NIGERIA	6 861	1 436	879
BULGARIA	148 595	20 938	12 956	S TOME PRINC	728	85	51
UKRAINE	19 648	14 324	8 921	ZAIRE	571	91	57
MOLDOVA	13 640	1 765	1 115	ANGOLA	1 255	169	101
RUSSIA	33 238	13 768	8 532	ETHIOPIA	1 162	220	140
SLOVENIA	2 955	588	364	KENYA	1 967	350	211
CROATIA	140 412	13 067	7 937	TANZANIA	1 114	178	106
BOS HERZEGOV	4 115	1 040	648	SOUTH AFRICA	1 877	979	629
MACEDONIA	209 877	21 671	13 528	NAMIBIA	253	212	134
ALGERIA	42 903	1 913	1 225	USA	1 229 805	262 463	162 713
TUNISIA	61 076	7 358	4 303	CANADA	119 142	31 483	19 557
GHANA	279	64	42	MEXICO	23 415	6 224	3 913
REUNION	12 076	1 645	1 010	BERMUDA	7 367	1 273	785
SOUTH AFRICA	26 416	11 706	7 281	GUATEMALA	770	214	133
USA	126 401	107 556	66 424	HONDURAS	475	100	59
CANADA	3 624	2 283	1 408	EL SALVADOR	425	111	66
MEXICO	20 848	6 376	3 878	COSTA RICA	574	239	152
BERMUDA	576	463	301	PANAMA	1 442	367	229
PANAMA	301	83	52	CUBA	7 380	937	587
CUBA	2 082	622	401	HAITI	1 252	189	120
ST CHRISTOPH	1 157	129	78	BAHAMAS	10 162	1 495	921
BAHAMAS	5 897	5 281	3 251	TURKS CAICOS	2 056	318	191
GUADELOUPE	5 922	862	532	DOMINIC REP	2 292	419	258
BRIT VIRG IS	51	98	62	AM VIRGIN IS	2 158	347	212
JAMAICA	51 923	11 470	7 097	GUADELOUPE	745	124	78
BARBADOS	568	420	248	MARTINIQUE	540	60	35
TRINIDAD TOB	51 405	47 710	29 390	CAYMAN IS	427	74	47
VENEZUELA	170	117	75	JAMAICA	1 389	435	272
GUYANA	9 511	1 384	862	BARBADOS	369	127	77
BRAZIL	3 011	865	540	TRINIDAD TOB	364	174	105
CHILE	12 691	6 158	3 790	ARUBA	686	148	92
ARGENTINA	5 994	1 911	1 166	NETH ANTILL	502	118	73
CYPRUS	407 849	19 175	12 055	COLOMBIA	4 648	856	543
LEBANON	211	88	52	VENEZUELA	2 406	515	314
ISRAEL	1 204	637	392	SURINAME	5	86	51
THAILAND	2 089	777	479	FRENCH GUIAN	396	63	38
INDONESIA	944	492	304	ECUADOR	6 261	1 481	920
CHINA	11 763	3 658	2 268	PERU	4 663	1 225	770
SOUTH KOREA	626	246	148	BRAZIL	134 878	30 322	19 399
JAPAN	17 824	9 393	5 806	CHILE	2 379	629	402
TAIWAN	1 213	615	362	BOLIVIA	238	77	49
AUSTRALIA	14 677	8 149	5 086	PARAGUAY	19 309	3 549	2 231
NEW ZEALAND	190	188	110	URUGUAY	19 281	2 385	1 513
EXPORTS	14 102 262	2 592 828	1 609 321	ARGENTINA	18 309	3 903	2 432
FRANCE	832 613	100 392	62 407	CYPRUS	2 819	736	453
BELGIUM LUX	306 133	66 932	41 496	LEBANON	1 032	274	172
NETHERLANDS	664 118	161 276	100 789	SYRIA	915	135	81
ITALY	1 253 939	191 611	118 574	ISRAEL	4 094	660	415
UNTD KINGDOM	2 499 468	406 180	253 319	JORDAN	624	75	46
IRELAND	29 253	4 864	3 025	SAUDI ARABIA	3 705	493	298
DENMARK	173 259	35 135	21 741	BAHRAIN	1 764	344	217
GREECE	120 552	19 933	12 196	ARAB EMIRAT	12 239	2 385	1 490
PORTUGAL	9 163	3 012	1 862	OMAN	8 751	1 093	679
SPAIN	369 256	48 229	29 881	YEMEN	2 511	464	268
EU	6 257 754	1 037 564	645 290	INDIA	1 803	576	357
CANARY IS	64 678	10 047	6 259	BANGLADESH	315	74	46
CEUTA MEL	3 417	345	215	MALDIVES	331	51	30
ICELAND	14 543	2 258	1 395	SRI LANKA	2 385	1 826	1 152
NORWAY	53 347	15 092	9 323	MYANMAR	545	84	53
SWEDEN	206 953	67 270	41 673	THAILAND	1 383	422	265
FINLAND	59 085	16 384	10 100	VIETNAM	2 334	1 904	1 172
SWITZERLAND	245 266	52 826	32 707	CAMBODIA	1 342	209	135
AUSTRIA	212 891	40 446	25 111	INDONESIA	33	49	31
ANDORRA	1 539	304	188	MALAYSIA	5 605	1 021	645
GIBRALTAR	1 667	295	179	SINGAPORE	11 650	2 374	1 460
MALTA	765	246	150	PHILIPPINES	678	294	182
TURKEY	3 751	3 471	2 149	MONGOLIA	12 957	1 815	1 130
ESTONIA	25 908	6 584	4 107	CHINA	1 885	289	180
LATVIA	182 626	29 607	18 593	SOUTH KOREA	9 226	2 463	1 515
LITHUANIA	415 487	64 176	39 207	JAPAN	269 446	129 274	79 722
POLAND	23 011	5 021	3 103	TAIWAN	143 502	23 163	14 576
CZECH REPUB	14 676	7 519	4 693	HONG KONG	11 073	3 288	2 015
SLOVAKIA	3 867	931	566	AUSTRALIA	14 699	4 269	2 672
HUNGARY	69 608	10 049	6 216	NEW ZEALAND	3 546	1 311	810
ROMANIA	37 620	4 415	2 750	SHIPS SUPPL	28 066	45 233	28 478
BULGARIA	11 496	3 211	2 011	UNID COUNTR	1 846	446	267
ALBANIA	3 286	382	234	121 TOBACCO, UNMANUFACTURED			
UKRAINE	101 184	18 840	11 713	IMPORTS	1 826 548	1 170 318	720 121
BELARUS	180 346	27 234	16 945	FRANCE	33 136	6 021	3 715
MOLDOVA	10 997	2 137	1 347	BELGIUM LUX	4 735	1 087	694
RUSSIA	2 888 464	456 743	282 442				

6 IMPORTS AND EXPORTS (SPECIAL TRADE) BY GROUPS OF THE SITC-REV. III AND BY COUNTRIES OF PRODUCTION AND CONSUMPTION 1994

GROUP COUNTRY	DT = 100 KG	1 000 DM	1 000 \$	GROUP COUNTRY	DT = 100 KG	1 000 DM	1 000 \$
NETHERLANDS	3 636	1 117	709	CANARY IS	18	201	127
ITALY	109 878	39 676	24 137	SWEDEN	181	174	105
GREECE	100 114	62 632	37 730	SWITZERLAND	1 867	11 287	7 194
SPAIN	61 201	14 626	8 988	AUSTRIA	667	1 429	828
EU	312 846	125 200	75 998	POLAND	968	1 534	974
NORWAY	617	219	140	CZECH REPUB	178	241	144
SWITZERLAND	4 510	2 548	1 593	HUNGARY	1 058	2 948	1 789
AUSTRIA	729	280	176	CROATIA	369	187	120
TURKEY	92 621	74 090	44 493	EGYPT	125	229	145
POLAND	3 099	1 479	902	ZIMBABWE	731	172	111
HUNGARY	1 371	1 009	603	USA	110 957	56 541	35 054
BULGARIA	24 240	18 128	11 165	HONDURAS	175	1 126	695
ALBANIA	4 416	2 028	1 253	NICARAGUA	44	257	160
BELARUS	1 352	700	495	CUBA	83	2 736	1 694
GEORGIA	144	108	66	DOMINIC REP	347	2 800	1 740
SLOVENIA	697	528	311	JAMAICA	15	162	101
CROATIA	5 237	2 446	1 564	BRAZIL	505	493	309
MACEDONIA	5 849	4 687	2 896	ARGENTINA	286	111	70
MOROCCO	2 518	831	492	INDONESIA	30	59	35
SIERRA LEONE	192	104	67	CHINA	360	114	70
NIGERIA	2 420	573	352	JAPAN	54	150	95
CAMEROON	189	48	30	EXPORTS	1 007 007	2 132 256	1 325 476
ZAIRE	7 728	4 366	2 536	FRANCE	194 144	541 117	335 289
BURUNDI	1 710	928	550	BELGIUM LUX	56 468	95 546	59 286
KENYA	1 803	1 021	635	NETHERLANDS	78 758	128 274	79 600
UGANDA	5 777	2 192	1 376	ITALY	96 014	314 997	195 898
TANZANIA	28 784	9 580	5 957	UNTD KINGDOM	126 774	159 681	100 335
ZAMBIA	10 193	4 280	2 618	IRELAND	2 773	1 420	893
ZIMBABWE	210 690	78 159	47 910	DENMARK	2 792	8 414	5 208
MALAWI	166 005	80 617	49 958	GREECE	48 348	92 868	57 488
SOUTH AFRICA	6 238	983	611	PORTUGAL	5 261	6 980	4 367
USA	326 211	386 173	238 929	SPAIN	19 631	43 172	26 953
CANADA	8 586	5 574	3 435	EU	628 963	1 392 469	865 307
MEXICO	7 900	6 729	4 212	CANARY IS	3 573	6 377	3 909
GUATEMALA	48 820	24 988	15 432	ICELAND	10	80	46
NICARAGUA	122	280	163	NORWAY	75	185	115
PANAMA	682	666	391	SWEDEN	182	837	521
CUBA	3 429	2 030	1 246	FINLAND	9 562	11 724	7 548
DOMINIC REP	2 465	1 030	640	SWITZERLAND	26 864	55 171	33 827
COLOMBIA	2 509	3 422	2 103	AUSTRIA	5 675	14 662	9 070
ECUADOR	42	127	81	ANDORRA	5 947	13 052	8 304
PERU	871	314	192	GIBRALTAR	20	72	45
BRAZIL	280 822	194 905	120 425	VATICAN CITY	26	125	78
PARAGUAY	802	342	214	MALTA	217	355	224
ARGENTINA	54 129	31 658	19 452	TURKEY	3 067	6 582	4 081
SYRIA	987	237	151	ESTONIA	653	1 320	853
IRAN	2 259	1 691	1 064	LATVIA	2 493	4 511	2 885
PAKISTAN	768	79	47	LITHUANIA	24 175	48 839	30 352
INDIA	28 443	12 416	7 616	POLAND	12 940	9 212	5 767
BANGLADESH	1 070	396	244	CZECH REPUB	8 735	19 172	11 863
SRI LANKA	8 092	6 479	4 021	SLOVAKIA	2 756	2 929	1 750
THAILAND	46 807	19 425	11 888	HUNGARY	1 679	2 916	1 808
VIETNAM	1 579	368	234	ROMANIA	2 402	2 464	1 575
INDONESIA	16 299	18 182	11 241	BULGARIA	6 163	12 938	7 963
PHILIPPINES	21 355	10 297	6 283	ALBANIA	142	419	269
CHINA	53 482	20 038	12 444	UKRAINE	15 406	27 660	17 328
SOUTH KOREA	5 627	5 194	3 200	BELARUS	15 543	28 200	17 639
EXPORTS	275 367	152 111	94 611	RUSSIA	69 517	125 695	77 436
FRANCE	30 977	1 451	892	GEORGIA	1 625	3 075	1 924
BELGIUM LUX	11 308	8 380	5 260	ARMENIA	539	874	514
NETHERLANDS	17 413	5 540	3 546	AZERBAI JAN	44	84	54
ITALY	770	404	233	KAZAKHSTAN	11 353	17 319	10 747
UNTD KINGDOM	4 148	2 181	1 355	UZBEKISTAN	2 878	5 694	3 471
IRELAND	657	657	405	TADJKIKISTAN	2 255	434	265
GREECE	14 161	16 276	10 111	SLOVENIA	7 039	20 925	12 940
PORTUGAL	111	84	48	CROATIA	5 903	8 106	5 122
SPAIN	22 779	25 533	15 866	BOS HERZEGOV	19	71	41
EU	102 362	60 535	37 733	MACEDONIA	4 751	6 290	3 809
NORWAY	1 173	276	174	MOROCCO	3 780	4 456	2 603
SWEDEN	2 335	665	421	ALGERIA	11 629	5 054	3 248
FINLAND	338	391	244	TUNISIA	376	1 178	724
SWITZERLAND	57 112	41 982	26 081	EGYPT	224	373	239
AUSTRIA	1 928	2 092	1 325	SENEGAL	2 483	3 426	2 124
TURKEY	1 414	546	320	GUINEA	615	698	420
POLAND	31 374	18 427	11 314	LIBERIA	261	393	242
CZECH REPUB	8 663	3 108	1 972	BENIN	43	67	41
SLOVAKIA	1 856	916	583	DJIBOUTI	333	666	416
HUNGARY	10 519	7 462	4 645	SOUTH AFRICA	12	84	38
BULGARIA	1 499	402	254	USA	1 019	3 057	1 918
UKRAINE	5 380	1 368	858	CANADA	27	172	103
RUSSIA	192	393	254	PANAMA	122	313	185
SLOVENIA	2 157	727	462	CUBA	13	119	71
CROATIA	2 940	676	430	BRAZIL	43	59	39
MACEDONIA	2 130	2 035	1 281	CYPRUS	11 441	15 987	10 239
ALGERIA	6 549	2 166	1 335	LEBANON	805	1 740	1 066
TUNISIA	1 002	224	133	SYRIA	346	222	141
MALI	583	104	67	IRAN	16 821	18 340	11 541
SOUTH AFRICA	2 399	384	249	ISRAEL	385	249	156
USA	28 204	3 784	2 357	JORDAN	7 786	7 696	4 759
HONDURAS	816	153	90	SAUDI ARABIA	162	623	386
SRI LANKA	2 218	3 249	2 002	KUWAIT	419	1 078	658
				BAHRAIN	315	537	332
				QATAR	95	179	109
				ARAB EMIRAT	10 158	15 359	9 691
				OMAN	885	1 228	779
				AFGHANISTAN	1 629	2 170	1 388
				THAILAND	217	390	241
				SINGAPORE	1 660	3 713	2 335
				PHILIPPINES	1 076	2 602	1 691
				MONGOLIA	146	59	36
				SOUTH KOREA	2 212	4 399	2 716
				JAPAN	7 262	12 249	7 808
				TAIWAN	15 398	55 032	34 235
				HONG KONG	20 574	54 429	33 587
122 TOBACCO, MANUFACTURED							
IMPORTS	401 660	843 268	521 982				
FRANCE	72 650	104 335	64 707				
BELGIUM LUX	41 122	82 443	50 871				
NETHERLANDS	102 633	290 171	179 936				
UNTD KINGDOM	27 273	70 280	43 108				
IRELAND	14 011	109 839	68 104				
DENMARK	24 685	102 887	63 471				
GREECE	56	63	39				
EU	282 475	760 066	470 268				

6 IMPORTS AND EXPORTS (SPECIAL TRADE) BY GROUPS OF THE SITC-REV. III AND BY COUNTRIES OF PRODUCTION AND CONSUMPTION 1994

GROUP COUNTRY	DT = 100 KG	1 000 DM	1 000 \$	GROUP COUNTRY	DT = 100 KG	1 000 DM	1 000 \$
AUSTRALIA	68	384	237	UNITD KINGDOM	74	1 229	745
SHIPS SUPPL	4 834	62 433	39 343	DENMARK	1 408	50 628	30 946
211 HIDES, SKINS(EX.FURS), RAW				GREECE	12	329	204
				SPAIN	4	54	34
IMPORTS	778 178	197 537	121 681	EU	1 858	60 007	36 453
FRANCE	30 049	11 354	7 031	NORWAY	18	500	298
BELGIUM LUX	12 428	3 860	2 355	SWEDEN	54	1 452	850
NETHERLANDS	145 334	31 069	19 087	FINLAND	2 046	55 006	33 294
ITALY	64 993	2 940	1 812	SWITZERLAND	32	160	96
UNITD KINGDOM	5 810	1 343	830	AUSTRIA	17	161	94
IRELAND	378	103	62	TURKEY	13	250	152
DENMARK	9 102	7 927	4 722	ESTONIA	24	557	324
GREECE	43	91	53	LATVIA	24	386	228
PORTUGAL	919	125	80	LITHUANIA	19	280	176
SPAIN	14 452	657	405	POLAND	430	7 281	4 541
EU	283 508	59 469	36 437	CZECH REPUBL	75	301	183
NORWAY	5 931	2 363	1 470	SLOVAKIA	6	175	101
SWEDEN	14 333	4 796	2 937	ROMANIA	3	72	44
FINLAND	15 826	6 492	4 046	UKRAINE	3	132	84
SWITZERLAND	60 037	26 575	16 368	BELARUS	273	2 101	1 254
AUSTRIA	137 497	36 837	22 734	RUSSIA	781	15 264	9 220
FAEROE IS	315	108	67	KAZAKHSTAN	86	407	261
TURKEY	892	223	131	NAMIBIA	49	947	548
ESTONIA	881	103	60	USA	857	11 686	7 063
LATVIA	5 117	885	545	CANADA	499	7 496	4 505
LITHUANIA	25 752	5 593	3 443	PARAGUAY	260	467	276
POLAND	16 482	1 349	841	ARGENTINA	107	646	396
CZECH REPUBL	44 945	14 128	8 715	SYRIA	51	146	86
SLOVAKIA	8 795	2 658	1 615	AFGHANISTAN	222	1 482	882
HUNGARY	16 889	3 520	2 184	CHINA	194	1 684	1 026
ROMANIA	734	154	97	NORTH KOREA	24	167	102
BULGARIA	779	280	169	HONG KONG	23	715	425
UKRAINE	5 944	1 070	685	AUSTRALIA	269	373	232
BELARUS	695	132	80	NEW ZEALAND	47	296	182
MOLDOVA	1 599	309	194	EXPORTS	3 038	60 231	36 808
RUSSIA	59 351	10 277	6 355	FRANCE	93	1 272	760
KAZAKHSTAN	439	593	358	BELGIUM LUX	245	4 891	2 960
SLOVENIA	1 082	393	251	NETHERLANDS	9	284	168
CROATIA	363	138	86	ITALY	161	4 687	2 913
SUDAN	37	280	170	UNITD KINGDOM	376	7 200	4 385
ETHIOPIA	60	146	91	DENMARK	50	544	327
SOMALIA	63	51	33	GREECE	285	7 847	4 827
SOUTH AFRICA	9 795	3 786	2 342	SPAIN	63	1 410	853
USA	15 126	2 809	1 717	EU	1 282	28 135	17 193
COLOMBIA	18	160	102	FINLAND	67	1 940	1 130
BRAZIL	2 780	777	474	SWITZERLAND	97	2 776	1 632
PAKISTAN	245	147	92	TURKEY	5	146	94
THAILAND	431	150	95	LITHUANIA	4	192	112
CHINA	50	72	46	POLAND	559	7 636	4 686
AUSTRALIA	39 576	9 775	6 075	CZECH REPUBL	152	308	191
NEW ZEALAND	1 295	798	493	SLOVAKIA	18	106	66
EXPORTS	1 504 322	470 102	290 244	HUNGARY	11	256	157
FRANCE	37 726	12 180	7 521	UKRAINE	166	2 148	1 354
BELGIUM LUX	36 766	10 892	6 782	BELARUS	2	64	43
NETHERLANDS	326 208	93 951	58 143	RUSSIA	132	507	324
ITALY	422 036	153 717	94 334	SLOVENIA	11	165	102
UNITD KINGDOM	18 181	6 161	3 752	USA	15	315	191
IRELAND	702	220	141	CANADA	6	83	50
DENMARK	5 513	1 541	937	URUGUAY	3	128	74
GREECE	2 095	642	390	SOUTH KOREA	13	435	254
PORTUGAL	4 046	1 086	670	HONG KONG	495	14 852	9 132
SPAIN	63 799	18 906	11 583	222 OILSEED(SFT.FIX VEG.OIL)			
EU	917 072	299 296	184 253	IMPORTS	45 359 189	2 172 190	1 342 999
SWEDEN	8 175	1 114	685	FRANCE	5 006 717	251 536	153 243
FINLAND	876	2 295	1 176	BELGIUM LUX	47 157	2 482	1 577
SWITZERLAND	9 263	2 958	1 814	NETHERLANDS	1 239 269	57 730	36 222
AUSTRIA	227 795	66 318	41 103	ITALY	1 402	236	153
TURKEY	18 785	3 166	1 956	UNITD KINGDOM	52 558	3 102	1 902
ESTONIA	169	165	104	DENMARK	51 905	2 963	1 886
POLAND	117 875	29 851	18 580	SPAIN	484	132	77
CZECH REPUBL	19 776	4 863	3 006	EU	6 399 661	318 227	195 089
SLOVAKIA	34 771	8 801	5 464	SWEDEN	4 865	262	157
HUNGARY	43 927	16 012	9 815	SWITZERLAND	4 064	593	372
ROMANIA	293	117	71	AUSTRIA	482 639	23 784	14 810
BULGARIA	3 027	884	569	TURKEY	3 379	605	373
SLOVENIA	546	147	89	LITHUANIA	60 409	2 486	1 610
CROATIA	2 463	866	497	POLAND	44 791	1 872	1 182
MACEDONIA	9 755	2 337	1 460	CZECH REPUBL	168 058	7 156	4 533
MOROCCO	809	211	135	SLOVAKIA	69 160	2 891	1 805
SOUTH AFRICA	392	154	97	HUNGARY	1 566 485	75 784	47 537
USA	789	281	167	ROMANIA	11 639	1 463	876
MEXICO	1 259	355	228	BULGARIA	114 057	6 158	3 971
PAKISTAN	2 663	503	310	UKRAINE	84 739	3 693	2 232
INDIA	11 366	3 837	2 370	RUSSIA	851 621	33 327	20 888
THAILAND	5 445	1 336	824	KAZAKHSTAN	2 108	66	41
VIETNAM	92	55	36	SLOVENIA	399	61	37
INDONESIA	2 679	983	635	CROATIA	4 023	642	393
CHINA	9 254	2 878	1 826	MACEDONIA	1 200	83	52
NORTH KOREA	365	78	51	EGYPT	11 851	1 046	619
SOUTH KOREA	9 292	2 647	1 709	SUDAN	4 135	513	310
JAPAN	17 409	7 402	4 648	SENEGAL	18 374	2 824	1 750
TAIWAN	1 072	221	138	KENYA	1 994	227	139
HONG KONG	26 708	11 898	7 384	SOUTH AFRICA	89 062	12 885	8 077
212 FURSKINS, RAW				USA	15 908 650	731 300	448 196
IMPORTS	8 359	170 693	103 432	CANADA	3 990 469	179 364	110 637
FRANCE	92	821	477	MEXICO	3 554	908	558
BELGIUM LUX	26	172	107	GUATEMALA	27 353	5 843	3 565
NETHERLANDS	201	6 335	3 668	HONDURAS	390	89	54
ITALY	41	439	272	EL SALVADOR	2 944	588	356
				NICARAGUA	28 907	5 606	3 363
				COLOMBIA	5 961	1 155	708

6 IMPORTS AND EXPORTS (SPECIAL TRADE) BY GROUPS OF THE SITC-REV. III AND BY COUNTRIES OF PRODUCTION AND CONSUMPTION 1994

GROUP COUNTRY	DT = 100 KG	1 000 DM	1 000 \$	GROUP COUNTRY	DT = 100 KG	1 000 DM	1 000 \$
VENEZUELA	12 896	2 277	1 418	ITALY	25 827	1 678	1 048
BRAZIL	9 291 810	405 663	250 913	UNTD KINGDOM	5 672	1 298	796
CHILE	106	75	44	IRELAND	1 065	89	58
PARAGUAY	208 287	9 196	5 774	DENMARK	11 691	701	431
URUGUAY	2 856	692	448	GREECE	1 050	141	87
ARGENTINA	5 441 707	263 293	167 038	SPAIN	6 641	721	438
ISRAEL	17 710	4 126	2 551	EU	148 424	12 126	7 464
PAKISTAN	713	101	60	NORWAY	565	97	58
INDIA	44 770	6 879	4 195	SWEDEN	2 087	261	160
VIETNAM	3 928	416	260	FINLAND	628	123	72
CHINA	354 638	55 996	34 786	SWITZERLAND	5 156	918	562
JAPAN	523	118	70	AUSTRIA	6 668	2 303	1 414
HONG KONG	409	53	32	LATVIA	425	164	104
AUSTRALIA	5 675	608	373	LITHUANIA	308	106	65
NEW ZEALAND	1 484	185	117	POLAND	1 640	406	242
AM OCEANIA	4 775	865	546	CZECH REPUBL	382	183	113
EXPORTS	6 358 483	318 338	196 104	SLOVAKIA	794	218	139
FRANCE	878 396	50 466	31 532	HUNGARY	1 539	225	132
BELGIUM LUX	1 422 567	62 309	37 311	RUSSIA	512	215	133
NETHERLANDS	1 494 882	67 749	41 050	SLOVENIA	699	84	50
ITALY	6 842	1 069	665	CRDATIA	698	104	68
UNTD KINGDOM	313 188	14 716	9 331	SOUTH AFRICA	1 121	179	111
IRELAND	298	94	56	ARGENTINA	296	72	44
DENMARK	481 287	24 579	14 759	ISRAEL	3 169	283	175
SPAIN	2 708	1 047	655	HONG KONG	199	67	41
EU	4 600 293	222 052	135 372	231 NATURAL RUBBER, ETC.			
NORWAY	4 254	552	336	IMPORTS	2 158 115	374 082	231 952
SWEDEN	415 986	20 444	13 237	FRANCE	2 369	594	364
FINLAND	23 911	1 406	885	BELGIUM LUX	5 346	955	593
SWITZERLAND	7 964	2 173	1 361	NETHERLANDS	14 380	2 969	1 894
AUSTRIA	30 562	3 998	2 457	ITALY	6 495	1 746	1 061
TURKEY	710	146	87	UNTD KINGDOM	25 038	4 999	3 170
ESTONIA	974	174	107	SPAIN	977	419	261
LATVIA	1 470	224	144	EU	54 625	11 698	7 354
LITHUANIA	893	379	234	SWEDEN	578	139	84
POLAND	18 624	2 913	1 767	SWITZERLAND	117	62	36
CZECH REPUBL	17 094	1 699	1 065	AUSTRIA	288	159	97
SLOVAKIA	9 381	1 122	687	POLAND	5 408	681	420
HUNGARY	8 251	1 439	879	BULGARIA	454	152	96
UKRAINE	936	328	200	GUINEA	416	56	33
RUSSIA	1 143	296	177	LIBERIA	5 093	472	307
SLOVENIA	2 357	233	143	IVORY COAST	125 216	20 875	12 987
CRDATIA	2 604	308	194	GHANA	5 006	770	472
MOROCCO	349 104	19 339	11 736	NIGERIA	32 821	5 475	3 287
USA	295	105	63	CAMEROON	81 923	14 519	8 958
CANADA	628	97	60	GABON	3 428	602	376
MEXICO	227 600	10 478	6 756	ZAIRE	7 053	1 062	634
ARGENTINA	864	178	110	USA	1 172	652	393
JAPAN	630 266	27 980	17 883	SURINAME	34	46	30
223 OILSEED(OTH.FIX.VEG.OIL)				SRI LANKA	48 586	8 466	5 217
IMPORTS	3 720 961	200 360	124 389	THAILAND	448 379	71 002	44 008
FRANCE	125 705	4 725	3 061	VIETNAM	25 912	4 519	2 816
BELGIUM LUX	135 192	8 480	5 233	CAMBODIA	562	78	46
NETHERLANDS	193 398	13 581	8 367	INDONESIA	460 711	78 777	48 883
UNTD KINGDOM	107 298	3 982	2 320	MALAYSIA	787 061	142 866	88 582
IRELAND	12 246	492	284	SINGAPORE	34 972	6 378	4 020
DENMARK	1 417	392	244	CHINA	972	161	97
GREECE	131	53	32	JAPAN	712	131	83
SPAIN	1 917	698	447	AUSTRALIA	960	181	111
EU	517 850	32 438	20 007	PAPUA NEW G	24 982	3 994	2 459
SWITZERLAND	1 010	165	104	EXPORTS	151 869	29 697	18 465
AUSTRIA	7 024	3 765	2 309	FRANCE	14 693	2 555	1 573
TURKEY	27 006	8 163	5 081	BELGIUM LUX	24 630	3 743	2 340
POLAND	486	88	53	NETHERLANDS	20 557	3 007	1 847
CZECH REPUBL	12 522	3 805	2 411	ITALY	2 582	577	356
SLOVAKIA	883	158	101	UNTD KINGDOM	1 120	256	160
HUNGARY	23 001	4 451	2 774	DENMARK	3 689	881	544
ROMANIA	556	57	35	GREECE	2 377	470	305
RUSSIA	1 247	69	44	PORTUGAL	219	120	77
MACEDONIA	393	151	88	SPAIN	3 204	663	424
EGYPT	1 109	192	118	EU	73 130	12 300	7 642
IVORY COAST	10 110	408	250	CANARY IS	880	120	73
GHANA	2 745	191	116	NORWAY	586	188	118
ETHIOPIA	1 200	84	55	SWEDEN	2 186	475	291
TANZANIA	3 615	210	128	FINLAND	561	137	84
MOZAMBIQUE	58 773	3 693	2 310	SWITZERLAND	4 357	1 079	675
MADAGASCAR	120	79	48	AUSTRIA	25 293	5 040	3 156
USA	8 505	942	580	TURKEY	2 574	527	334
CANADA	103 063	75 280	46 700	POLAND	8 475	1 870	1 168
GUATEMALA	50	56	37	CZECH REPUBL	11 405	2 282	1 399
ECUADOR	13 454	825	473	SLOVAKIA	7 984	1 664	1 026
PARAGUAY	130	82	50	HUNGARY	5 013	1 048	657
ARGENTINA	6 546	695	425	ROMANIA	783	515	330
PAKISTAN	878	128	76	SLOVENIA	1 913	463	293
INDIA	120 423	9 254	5 768	CRDATIA	1 371	258	161
INDONESIA	247 615	15 690	9 947	MACEDONIA	450	104	67
MALAYSIA	26 574	2 001	1 235	TUNISIA	431	75	43
PHILIPPINES	15 142	968	586	LIBYA	940	215	124
CHINA	183 368	13 595	8 461	USA	438	109	68
JAPAN	90	106	65	ECUADOR	175	85	51
AUSTRALIA	13 312	3 820	2 350	SAUDI ARABIA	323	172	106
PAPUA NEW G	180 890	11 210	6 930	YEMEN	317	104	65
NEW ZEALAND	643	133	84	INDONESIA	292	96	59
KIRIBATI	17 220	964	563	PHILIPPINES	180	81	47
VANUATU	111 727	6 239	3 910	SOUTH KOREA	198	90	56
EXPORTS	176 640	18 408	11 313	JAPAN	34	50	31
FRANCE	10 207	1 279	780				
BELGIUM LUX	12 527	910	553				
NETHERLANDS	73 454	5 267	3 248				

6 IMPORTS AND EXPORTS (SPECIAL TRADE) BY GROUPS OF THE SITC-REV. III AND BY COUNTRIES OF PRODUCTION AND CONSUMPTION 1994

GROUP COUNTRY	DT = 100 KG	1 000 DM	1 000 \$	GROUP COUNTRY	DT = 100 KG	1 000 DM	1 000 \$
232 SYNTHETIC RUBBER, ETC.							
IMPORTS	3 585 627	868 715	538 283	ARGENTINA	21 462	5 103	3 181
FRANCE	778 976	163 537	101 347	CYPRUS	832	170	109
BELGIUM LUX	324 708	85 953	53 280	LEBANON	1 301	286	177
NETHERLANDS	472 515	99 173	61 280	SYRIA	4 500	741	449
ITALY	280 002	79 690	49 469	IRAN	12 215	3 484	2 132
UNTD KINGDOM	371 184	143 229	88 803	ISRAEL	20 297	3 874	2 362
IRELAND	241	77	48	JORDAN	4 524	787	478
DENMARK	5 040	245	152	SAUDI ARABIA	7 951	1 223	758
PORTUGAL	2 697	116	72	KUWAIT	3 198	630	393
SPAIN	85 730	19 679	12 292	BAHRAIN	7 728	102	65
EU	2 321 099	591 699	366 743	ARAB EMIRAT	7 705	1 288	790
NORWAY	176	56	36	OMAN	1 190	219	140
SWEDEN	18 116	2 526	1 569	PAKISTAN	15 180	3 175	1 935
FINLAND	37 815	3 110	1 990	INDIA	75 822	13 669	8 492
SWITZERLAND	28 945	6 349	3 970	BANGLADESH	3 675	690	414
AUSTRIA	46 914	1 814	1 129	SRI LANKA	2 830	703	438
POLAND	194 716	20 477	12 818	THAILAND	13 190	3 699	2 261
CZECH REPUB	151 960	12 934	8 038	VIETNAM	420	169	109
SLOVAKIA	22 761	3 153	1 942	INDONESIA	27 100	6 965	4 339
HUNGARY	5 083	546	339	MALAYSIA	20 243	5 247	3 246
BULGARIA	6 061	641	409	SINGAPORE	8 209	1 773	1 076
UKRAINE	3 975	203	127	PHILIPPINES	10 024	2 711	1 657
RUSSIA	184 136	23 517	14 691	CHINA	17 246	3 729	2 330
KAZAKHSTAN	2 574	338	216	SOUTH KOREA	39 659	9 907	6 129
SLOVENIA	795	62	38	JAPAN	43 289	16 565	10 239
USA	410 858	158 936	97 967	TAIWAN	63 196	12 767	7 903
CANADA	4 555	2 452	1 512	HONG KONG	13 489	2 851	1 724
MEXICO	17 627	3 277	2 059	AUSTRALIA	4 229	1 025	629
BRAZIL	7 222	1 465	924	NEW ZEALAND	249	86	51
ARGENTINA	2 762	436	275	244 CORK, NATURAL, RAW; WASTE			
INDIA	2 227	181	110	IMPORTS	40 829	8 613	5 363
INDONESIA	1 210	254	167	FRANCE	1 355	239	148
MALAYSIA	9 550	1 088	682	NETHERLANDS	1 002	254	160
CHINA	4 085	612	374	ITALY	462	179	113
JAPAN	83 065	29 750	18 403	DENMARK	257	287	172
TAIWAN	4 392	1 020	634	PORTUGAL	35 388	7 123	4 442
EXPORTS	4 807 583	879 290	544 387	SPAIN	1 523	163	98
FRANCE	860 284	143 494	89 083	EU	39 993	8 257	5 140
BELGIUM LUX	759 283	106 791	66 277	MOROCCO	732	153	97
NETHERLANDS	282 118	39 994	24 759	SOUTH KOREA	39	140	85
ITALY	490 598	95 750	59 349	EXPORTS	502	352	202
UNTD KINGDOM	272 257	50 827	31 457	UNTD KINGDOM	113	65	37
IRELAND	5 728	1 048	629	EU	291	188	107
DENMARK	25 378	6 368	3 934	245 FUEL WOOD, WOOD CHARCOAL			
GREECE	11 282	3 693	2 260	IMPORTS	972 838	47 729	29 322
PORTUGAL	69 598	11 112	6 960	FRANCE	63 945	3 566	2 199
SPAIN	272 098	46 776	28 985	BELGIUM LUX	67 593	1 656	1 012
EU	3 048 624	505 853	313 693	NETHERLANDS	33 486	1 177	743
NORWAY	9 270	1 839	1 132	UNTD KINGDOM	379	127	78
SWEDEN	151 922	22 543	13 880	SPAIN	25 342	1 871	1 153
FINLAND	30 988	5 743	3 564	EU	191 165	8 426	5 203
SWITZERLAND	173 349	26 055	15 890	NORWAY	1 655	66	44
AUSTRIA	144 677	24 271	14 961	AUSTRIA	2 064	108	68
MALTA	2 221	668	319	POLAND	261 818	15 179	9 989
SAN MARINO	929	509	319	CZECH REPUB	175 771	1 932	1 206
TURKEY	33 546	6 688	4 081	SLOVAKIA	35 770	2 445	1 499
ESTONIA	534	92	56	HUNGARY	13 880	1 012	622
LATVIA	131	70	43	ROMANIA	1 402	88	56
LITHUANIA	375	128	78	BULGARIA	1 520	60	35
POLAND	114 008	19 162	11 846	RUSSIA	24 209	1 578	965
CZECH REPUB	61 891	12 414	7 627	CROATIA	6 495	344	215
SLOVAKIA	27 086	5 301	3 270	NIGERIA	6 877	437	266
HUNGARY	33 207	6 605	4 088	SOUTH AFRICA	111 165	8 371	5 080
ROMANIA	5 179	983	620	NAMIBIA	3 433	263	163
BULGARIA	1 623	466	283	USA	14 117	1 074	648
UKRAINE	5 020	722	454	MEXICO	1 728	149	93
BELARUS	361	170	105	ARGENTINA	33 765	2 073	1 249
RUSSIA	11 606	5 188	3 278	INDONESIA	61 634	3 120	1 909
SLOVENIA	78 750	10 046	6 165	PHILIPPINES	9 931	394	237
CROATIA	8 901	2 473	1 541	CHINA	5 169	450	277
MACEDONIA	2 371	421	264	EXPORTS	291 735	6 266	3 836
MOROCCO	13 008	2 500	1 550	FRANCE	118 476	869	526
ALGERIA	865	322	198	BELGIUM LUX	60 276	1 002	620
TUNISIA	14 908	2 473	1 524	NETHERLANDS	10 249	1 717	1 046
LIBYA	4 257	695	455	ITALY	369	179	110
EGYPT	19 581	2 865	1 792	UNTD KINGDOM	299	55	36
SENEGAL	140	70	41	DENMARK	92 308	1 037	629
IVORY COAST	566	254	162	EU	282 050	4 896	2 989
NIGERIA	4 384	1 637	1 049	NORWAY	206	75	46
CONGO	136	76	49	SWEDEN	476	64	40
ETHIOPIA	1 382	146	92	SWITZERLAND	1 925	139	84
KENYA	1 128	273	164	AUSTRIA	4 513	302	184
ZIMBABWE	1 056	391	237	SOUTH AFRICA	125	68	43
SOUTH AFRICA	30 466	8 644	5 371	BRAZIL	135	55	33
USA	226 413	63 039	39 079	KUWAIT	222	139	86
CANADA	15 449	5 565	3 491	JAPAN	283	172	105
MEXICO	10 788	3 265	2 024	HONG KONG	175	82	52
GUATEMALA	1 754	684	423	246 WOOD IN CHIPS, PARTICLES			
HONDURAS	904	368	231	IMPORTS	4 876 556	27 708	17 187
EL SALVADOR	1 249	462	282	FRANCE	1 081 943	4 177	2 579
COSTA RICA	1 613	589	360	BELGIUM LUX	430 703	1 467	905
PANAMA	444	165	105	NETHERLANDS	1 447 320	8 435	5 251
CUBA	201	99	64	ITALY	254 364	732	447
DOMINIC REP	168	75	47				
COLOMBIA	9 032	3 176	1 946				
VENEZUELA	11 586	2 668	1 629				
ECUADOR	861	306	186				
PERU	1 081	488	301				
BRAZIL	30 203	12 487	7 776				
CHILE	4 421	1 575	972				
URUGUAY	6 772	1 377	837				

6 IMPORTS AND EXPORTS (SPECIAL TRADE) BY GROUPS OF THE SITC-REV. III AND BY COUNTRIES OF PRODUCTION AND CONSUMPTION 1994

GROUP COUNTRY	DT = 100 KG	1 000 DM	1 000 \$	GROUP COUNTRY	DT = 100 KG	1 000 DM	1 000 \$
IRELAND	5 196	129	74	CANARY IS	870	96	60
DENMARK	195 183	1 812	1 115	NORWAY	1 856 983	12 519	7 839
EU	3 421 067	16 779	10 388	SWEDEN	7 860 722	67 684	42 047
SWEDEN	2 424	106	65	FINLAND	1 023 485	9 666	6 056
FINLAND	6 019	365	224	SWITZERLAND	1 170 944	14 519	8 933
SWITZERLAND	231 334	2 850	1 769	AUSTRIA	14 931 602	225 999	139 724
AUSTRIA	524 813	3 385	2 112	TURKEY	746 132	17 376	10 520
POLAND	192 866	984	611	POLAND	75 391	1 435	914
CZECH REPubL	475 902	2 439	1 524	CZECH REPubL	56 968	2 003	1 235
HUNGARY	14 522	477	298	SLOVAKIA	1 365	117	68
CROATIA	968	55	32	HUNGARY	14 327	989	620
MEXICO	982	149	91	ROMANIA	11 478	210	121
EXPORTS	17 127 755	129 716	80 135	SLOVENIA	47 952	652	404
FRANCE	5 277 778	36 072	22 372	IVORY COAST	2 700	229	149
BELGIUM LUX	766 377	5 636	3 525	ARGENTINA	4 333	435	279
NETHERLANDS	911 037	12 274	7 637	ISRAEL	1 197	109	64
ITALY	72 924	1 657	1 033	INDIA	3 155	230	182
UNTD KINGDOM	26 117	597	374	INDONESIA	33 538	1 799	1 102
DENMARK	52 851	732	457	SINGAPORE	1 617	129	82
SPAIN	3 427	136	86	CHINA	38 617	1 176	732
EU	7 112 498	57 183	35 532	SOUTH KOREA	133 502	1 925	1 235
ICELAND	7 563	77	47	JAPAN	29 826	1 010	640
NORWAY	1 050 691	7 492	4 573	TAIWAN	17 991	1 628	1 003
SWEDEN	1 315 407	9 017	5 584	HONG KONG	686	70	45
FINLAND	145 596	1 475	905	UNID COUNTR	50 185	668	417
SWITZERLAND	2 131 973	14 965	9 225	248 WOOD, SIMPLY WORKED			
AUSTRIA	5 002 532	36 030	22 150	IMPORTS	39 394 349	3 192 973	1 979 819
POLAND	61 328	569	353	FRANCE	857 417	88 860	54 865
CZECH REPubL	77 933	682	415	BELGIUM LUX	223 423	22 901	14 157
SLOVAKIA	12 779	106	66	NETHERLANDS	333 063	50 680	31 387
HUNGARY	17 834	181	113	ITALY	106 380	42 545	26 403
RUSSIA	6 581	58	37	UNTD KINGDOM	9 616	1 427	887
SLOVENIA	8 307	59	36	DENMARK	204 948	26 043	16 097
SOUTH AFRICA	3 699	72	44	GREECE	2 150	376	230
USA	30 860	254	156	PORTUGAL	15 366	3 863	2 314
CANADA	4 536	49	32	SPAIN	21 655	5 908	3 674
ISRAEL	11 601	147	88	EU	1 774 018	242 603	150 014
ARAB EMIRAT	4 689	123	74	NORWAY	1 586 231	133 863	82 965
SINGAPORE	6 158	55	33	SWEDEN	8 925 741	765 680	474 443
JAPAN	18 476	185	115	FINLAND	5 439 201	467 742	290 774
HONG KONG	7 362	61	37	SWITZERLAND	128 736	13 062	8 083
UNID COUNTR	41 037	368	223	AUSTRIA	3 525 700	253 779	158 171
247 WOOD ROUGH,ROUGH SQUARED				TURKEY	2 414	440	276
IMPORTS	11 850 664	430 148	264 141	ESTONIA	98 812	4 033	2 495
FRANCE	1 505 417	73 678	44 533	LATVIA	683 192	27 005	16 878
BELGIUM LUX	2 315 240	47 094	29 310	LITHUANIA	853 633	24 451	15 302
NETHERLANDS	517 776	7 631	4 749	POLAND	5 213 295	204 495	126 551
ITALY	81 170	1 483	893	CZECH REPubL	3 441 547	128 899	80 480
UNTD KINGDOM	28 215	1 923	1 167	SLOVAKIA	420 765	17 898	11 105
DENMARK	133 015	4 406	2 712	HUNGARY	105 237	10 575	6 557
SPAIN	19 438	551	330	ROMANIA	49 585	4 186	2 630
EU	4 600 969	136 821	83 727	BULGARIA	4 629	234	148
NORWAY	39 322	1 564	951	UKRAINE	88 397	3 853	2 416
SWEDEN	140 337	4 295	2 663	BELARUS	423 350	24 273	15 145
FINLAND	504 662	14 825	9 119	RUSSIA	2 371 471	136 400	84 947
SWITZERLAND	152 771	4 768	2 886	SLOVENIA	37 392	6 174	3 934
AUSTRIA	116 052	5 197	3 183	CROATIA	39 919	5 146	3 169
ESTONIA	136 127	2 436	1 515	MACEDONIA	3 908	387	244
LATVIA	7 563	153	91	SIERRA LEONE	1 080	60	36
LITHUANIA	8 057	175	103	IVORY COAST	122 850	15 147	9 362
POLAND	349 850	8 501	5 193	GHANA	653 392	64 510	40 249
CZECH REPubL	3 572 202	55 295	34 589	NIGERIA	1 454	115	73
SLOVAKIA	102 184	1 176	706	CAMEROON	57 309	6 315	3 964
HUNGARY	8 566	254	156	CENT AFR REP	1 057	101	61
RUSSIA	6 400	165	102	EQUAT GUINEA	2 241	141	90
SLOVENIA	991	73	43	CONGO	8 796	942	581
CROATIA	11 941	1 177	683	ZAIRE	25 004	3 108	1 927
GUINEA	17 388	1 376	867	KENYA	280	65	38
IVORY COAST	51 496	3 346	2 047	TANZANIA	1 791	810	510
GHANA	169 895	7 722	4 670	MADAGASCAR	1 830	737	459
NIGERIA	286	69	44	MAURITIUS	214	149	95
CAMEROON	642 957	46 304	28 577	SOUTH AFRICA	1 679	230	136
CENT AFR REP	16 380	1 450	874	CANADA	1 289 330	230 793	141 861
EQUAT GUINEA	82 640	4 106	2 552	MEXICO	987 468	191 958	118 559
GABON	139 164	8 954	5 588	MEXICO	1 406	236	146
CONGO	263 388	19 122	11 926	GUATEMALA	5 777	166	100
ZAIRE	109 298	8 773	5 412	HONDURAS	5 765	675	419
MOZAMBIQUE	9 164	1 177	700	COSTA RICA	533	453	288
SOUTH AFRICA	1 001	110	66	ECUADOR	1 708	902	555
USA	516 781	73 102	44 278	BRAZIL	74 722	9 159	5 637
CANADA	16 528	2 422	1 483	CHILE	8 702	1 314	785
MEXICO	431	86	56	BOLIVIA	430	120	76
SURINAME	4 679	142	88	PARAGUAY	637	136	82
MYANMAR	25 298	5 943	3 669	ISRAEL	47	73	44
INDONESIA	326	87	55	INDIA	4 575	117	72
MALAYSIA	4 461	1 118	695	MYANMAR	4 397	2 079	1 288
PHILIPPINES	1 261	353	210	THAILAND	1 870	391	249
JAPAN	16 393	7 225	4 385	LAOS	4 957	710	430
EXPORTS	36 161 412	468 141	289 274	VIETNAM	553	104	64
FRANCE	938 691	9 369	5 752	INDONESIA	87 378	22 015	13 633
BELGIUM LUX	701 206	6 717	4 147	MALAYSIA	762 916	149 777	92 541
NETHERLANDS	325 297	4 883	2 988	SINGAPORE	52 225	11 587	7 180
ITALY	3 780 712	61 458	37 890	PHILIPPINES	510	157	97
UNTD KINGDOM	19 551	188	118	CHINA	6 675	1 703	1 049
IRELAND	352	50	30	HONG KONG	624	86	51
DENMARK	2 256 417	22 230	13 559	AUSTRALIA	255	66	38
PORTUGAL	12 630	299	190	PAPUA NEW G	1 091	304	193
SPAIN	9 312	131	80	EXPORTS	13 002 960	857 202	530 429
EU	8 044 177	105 329	64 756	FRANCE	1 519 246	102 118	62 979
				BELGIUM LUX	1 169 121	64 633	39 864
				NETHERLANDS	1 878 834	110 661	68 554

6 IMPORTS AND EXPORTS (SPECIAL TRADE) BY GROUPS OF THE SITC-REV. III AND BY COUNTRIES OF PRODUCTION AND CONSUMPTION 1994

GROUP COUNTRY	DT = 100 KG	1 000 DM	1 000 \$	GROUP COUNTRY	DT = 100 KG	1 000 DM	1 000 \$
ITALY	2 632 078	113 988	70 399	PHILIPPINES	57 940	21 516	13 379
UNTD KINGDOM	1 035 304	70 676	43 931	JAPAN	2 552	1 339	832
IRELAND	69 455	4 274	2 698	EXPORTS	26 537 039	589 981	369 290
DENMARK	709 377	20 839	12 939	FRANCE	3 265 871	53 700	33 557
GREECE	5 809	1 362	846	BELGIUM LUX	274 951	9 594	5 920
PORTUGAL	3 445	811	494	NETHERLANDS	3 694 777	57 264	36 209
SPAIN	543 151	29 726	18 462	ITALY	6 692 651	137 425	85 589
EU	9 565 820	519 088	321 166	UNTD KINGDOM	670 091	24 195	15 161
ICELAND	2 951	741	460	IRELAND	638	158	101
NORWAY	52 819	6 373	3 924	DENMARK	983 788	20 478	12 861
SWEDEN	89 321	8 692	5 399	GREECE	24 865	1 168	727
FINLAND	67 554	11 138	6 901	PORTUGAL	10 532	103	63
SWITZERLAND	798 701	86 810	53 892	SPAIN	614 860	10 925	6 772
AUSTRIA	1 334 756	129 650	80 186	EU	16 232 824	315 010	196 960
MALTA	654	206	131	NORWAY	117	1 848	1 151
TURKEY	3 330	505	306	SWEDEN	1 498 771	26 952	16 941
ESTONIA	451	189	117	FINLAND	156 892	3 397	2 113
LATVIA	589	99	62	SWITZERLAND	825 744	35 259	22 034
LITHUANIA	1 024	318	191	AUSTRIA	3 125 137	85 893	54 089
POLAND	64 117	11 442	7 072	TURKEY	10 187	1 038	647
CZECH REPUB	92 306	9 574	5 898	POLAND	272 759	6 882	4 300
SLOVAKIA	8 402	769	483	CZECH REPUB	31 778	1 754	1 093
HUNGARY	37 638	5 143	3 210	SLOVAKIA	141 897	4 444	2 851
ROMANIA	1 295	136	86	HUNGARY	548 028	12 705	8 052
UKRAINE	527	178	113	ROMANIA	51 971	4 855	2 894
BELARUS	280	53	34	BULGARIA	1 093	154	99
RUSSIA	9 423	1 690	1 074	SLOVENIA	472 256	15 204	9 472
KAZAKHSTAN	1 831	405	263	CROATIA	210 379	4 775	3 061
UZBEKISTAN	2 363	135	86	MOROCCO	13 077	1 103	691
SLOVENIA	116 997	9 779	6 145	ALGERIA	3 610	633	377
CROATIA	116 131	6 459	3 868	EGYPT	6 977	612	378
BOS HERZEGOV	779	124	77	NIGERIA	2 298	77	46
MOROCCO	18 152	768	454	SOUTH AFRICA	2 689	694	433
TUNISIA	41 841	1 957	1 166	USA	46 135	7 032	4 382
LIBYA	4 018	380	234	CANADA	1 373	235	143
EGYPT	37 639	1 301	781	MEXICO	5 942	1 134	706
SUDAN	735	74	43	COLOMBIA	3 972	726	439
NIGERIA	948	91	56	VENEZUELA	5 383	1 347	836
KENYA	4 449	385	247	ECUADOR	1 059	220	136
SOUTH AFRICA	1 009	192	122	PERU	2 767	512	324
USA	26 403	3 926	2 426	BRAZIL	5 385	1 070	644
CANADA	1 733	272	172	CHILE	2 452	561	347
CYPRUS	502	50	31	PARAGUAY	9 995	545	333
LEBANON	7 562	675	425	ARGENTINA	5 830	1 214	752
SYRIA	39 090	1 404	816	SYRIA	6 363	279	172
IRAN	800	130	74	IRAN	4 883	1 123	700
ISRAEL	8 733	1 244	758	ISRAEL	5 387	875	537
JORDAN	12 765	521	309	PAKISTAN	829	51	30
SAUDI ARABIA	211 618	9 622	5 819	INDIA	62 534	1 188	721
BAHRAIN	9 372	453	272	THAILAND	731 402	8 915	5 640
ARAB EMIRAT	79 790	4 189	2 639	INDONESIA	227 868	2 596	1 631
OMAN	872	81	52	MALAYSIA	8 998	125	76
PAKISTAN	1 836	143	91	SINGAPORE	20 864	187	114
INDIA	49	48	31	PHILIPPINES	10 187	463	284
THAILAND	373	96	63	CHINA	10 770	60	38
INDONESIA	9 335	836	528	SOUTH KOREA	98 627	1 352	836
MALAYSIA	1 167	159	98	JAPAN	12 938	2 938	1 834
SINGAPORE	1 040	130	78	TAIWAN	1 549 933	28 816	18 003
PHILIPPINES	3 822	622	394	HONG KONG	10 526	1 123	77
SOUTH KOREA	2 378	731	457	AUSTRALIA	10 684	1 826	1 145
JAPAN	151 223	15 387	9 633	NEW ZEALAND	329	54	41
TAIWAN	6 673	543	334	UNID COUNTR	41 235	691	430
HONG KONG	1 059	356	226				
AUSTRALIA	1 974	275	173				
UNID COUNTR	1 056	129	79				
251 PULP AND WASTE PAPER				261 SILK			
IMPORTS	51 904 450	3 772 031	2 343 259	IMPORTS	36 486	63 750	39 310
FRANCE	1 653 399	89 470	55 875	BELGIUM LUX	30	100	60
BELGIUM LUX	710 886	27 059	17 002	ITALY	67	76	47
NETHERLANDS	4 472 829	114 536	72 073	UNTD KINGDOM	789	840	497
ITALY	34 594	1 663	1 031	SPAIN	227	356	224
UNTD KINGDOM	628 220	16 122	10 009	EU	1 214	1 448	873
DENMARK	539 221	20 645	12 912	SWITZERLAND	58	132	84
PORTUGAL	2 106 967	170 975	106 978	RUSSIA	396	109	69
EU	12 007 659	590 825	369 824	TURKMENISTAN	130	220	143
CEUTA MEL	3 464	75	49	BRAZIL	435	1 811	1 117
NORWAY	1 393 479	112 812	69 911	INDIA	2 941	3 089	1 892
SWEDEN	10 443 970	850 965	527 092	CHINA	30 196	55 386	34 179
FINLAND	6 407 663	475 670	296 341	SOUTH KOREA	82	117	69
SWITZERLAND	685 632	21 281	13 247	JAPAN	427	664	407
AUSTRIA	866 931	58 612	36 615	HONG KONG	378	646	399
ESTONIA	1 158	85	54	EXPORTS	16 332	46 943	28 990
POLAND	392 890	25 466	15 706	FRANCE	1 921	2 480	1 496
CZECH REPUB	530 440	33 074	20 564	BELGIUM LUX	299	374	216
SLOVAKIA	127 181	8 386	5 208	NETHERLANDS	83	86	52
HUNGARY	20 284	1 902	1 218	ITALY	11 215	40 482	25 062
BULGARIA	65 029	3 573	2 216	UNTD KINGDOM	955	1 251	783
BELARUS	17 380	769	452	DENMARK	270	227	134
RUSSIA	486 646	30 770	19 169	SPAIN	482	601	361
SLOVENIA	101 618	8 422	5 294	EU	15 229	45 514	28 111
MOROCCO	10 863	947	607	SWITZERLAND	440	730	452
TUNISIA	13 695	2 344	1 435	AUSTRIA	460	382	228
TANZANIA	262	76	50	AFGHANISTAN	83	55	35
BRIT IND OC	175 245	13 193	8 138	INDIA	61	149	90
USA	4 479 856	442 974	274 570	263 COTTON			
ST PIERRE	1 040	77	44	IMPORTS	2 986 833	536 331	331 289
MEXICO	19 123	2 690	1 692	FRANCE	45 499	8 599	5 301
BRIT VIRG IS	14 365	1 197	737	BELGIUM LUX	43 854	4 650	2 913
BRAZIL	1 572 557	128 988	80 296	NETHERLANDS	14 378	1 302	807
CHILE	1 226 656	92 600	56 894				
ARGENTINA	35 152	2 860	1 796				
ISRAEL	1 492	153	97				
ARAB EMIRAT	3 562	183	106				

6 IMPORTS AND EXPORTS (SPECIAL TRADE) BY GROUPS OF THE SITC-REV. III AND BY COUNTRIES OF PRODUCTION AND CONSUMPTION 1994

GROUP COUNTRY	DT = 100 KG	1 000 DM	1 000 \$	GROUP COUNTRY	DT = 100 KG	1 000 DM	1 000 \$
ITALY	48 871	3 552	2 214	BRAZIL	210	71	41
UNTD KINGDOM	19 136	6 512	4 060	ISRAEL	1 935	329	193
DENMARK	3 807	567	345	PAKISTAN	2 175	487	300
GREECE	192 465	32 088	19 835	INDIA	15 185	4 713	2 933
SPAIN	659	54	32	BANGLADESH	8 685	2 306	1 420
EU	368 669	57 324	35 507	SRI LANKA	2 001	569	363
SWEDEN	309	67	40	MYANMAR	1 925	414	240
SWITZERLAND	29 175	5 857	3 607	THAILAND	3 096	943	601
AUSTRIA	19 935	2 262	1 409	INDONESIA	3 662	936	581
MALTA	46	75	46	MALAYSIA	48	46	30
TURKEY	264 386	20 020	12 183	PHILIPPINES	878	225	143
LATVIA	5 579	1 062	635	SOUTH KOREA	522	129	77
LITHUANIA	6 344	903	539	JAPAN	5 123	1 303	781
POLAND	4 449	359	218	HONG KONG	742	182	117
CZECH REPUBL	20 895	2 137	1 316				
SLOVAKIA	4 815	363	226	264 JUTE, OTH. TEXTL. BAST FIBR			
HUNGARY	8 194	1 124	677	IMPORTS	29 089	1 972	1 204
ROMANIA	919	60	39	FRANCE	359	101	59
BULGARIA	748	117	73	BELGIUM LUX	10 471	638	380
UKRAINE	13 789	3 321	2 049	NETHERLANDS	5 136	185	117
BELARUS	7 320	1 308	756	UNTD KINGDOM	979	187	117
RUSSIA	49 371	6 472	3 893	EU	17 416	1 127	683
KAZAKHSTAN	6 477	1 332	825	INDIA	936	265	163
TURKMENISTAN	292 054	58 858	36 518	BANGLADESH	9 672	486	301
UZBEKISTAN	886 825	203 686	125 952	EXPORTS	9 478	1 027	646
TADJIKISTAN	67 197	14 835	9 168	BELGIUM LUX	2 899	295	189
KYRGHZYSTAN	469	96	62	NETHERLANDS	4 519	404	254
SLOVENIA	2 389	267	170	EU	8 415	786	498
MOROCCO	829	170	105	AUSTRIA	325	140	86
TUNISIA	670	146	91	SLOVENIA	601	57	36
EGYPT	38 557	12 223	7 661	265 VEGETABLE TEXTILE FIBRES			
SUDAN	38 553	8 285	4 983	IMPORTS	237 033	33 982	20 995
MALI	24 684	5 650	3 460	FRANCE	12 156	4 621	2 866
BURKINA FASO	3 104	736	465	BELGIUM LUX	38 005	10 344	6 323
CHAD	85 103	21 216	13 199	NETHERLANDS	4 931	802	488
SENEGAL	1 400	307	188	ITALY	518	217	135
GAMBIA	1 541	442	291	PORTUGAL	1 036	207	130
GUINEA	5 569	1 225	773	SPAIN	224	55	34
IVORY COAST	3 921	1 065	663	EU	58 063	16 313	10 018
TOGO	8 486	2 385	1 535	SWITZERLAND	639	1 186	736
BENIN	1 908	445	263	AUSTRIA	2 031	411	253
NIGERIA	1 965	382	220	LITHUANIA	2 423	361	218
CENT AFR REP	15 272	3 547	2 140	POLAND	939	212	131
ERITREA	2 450	103	63	CZECH REPUBL	476	196	126
UGANDA	10 625	2 847	1 737	BULGARIA	868	56	36
TANZANIA	6 113	1 723	1 038	UKRAINE	4 128	529	329
ZIMBABWE	60 165	15 046	9 205	MOROCCO	750	46	30
SOUTH AFRICA	15 047	1 074	688	EGYPT	635	192	121
USA	231 812	23 057	14 299	KENYA	3 666	696	431
MEXICO	50 159	5 987	3 742	TANZANIA	3 470	391	237
GUATEMALA	8 043	547	326	MADAGASCAR	3 597	337	212
EL SALVADOR	1 111	188	105	INDIA	4 641	376	241
PANAMA	1 581	165	102	SRI LANKA	137 724	8 450	5 240
COLOMBIA	603	104	64	THAILAND	2 933	225	144
VENEZUELA	10 441	418	267	CHINA	8 275	3 704	2 301
PERU	6 271	2 679	1 650	HONG KONG	110	73	47
BRAZIL	7 036	485	303	EXPORTS	30 295	8 632	5 272
PARAGUAY	720	190	121	FRANCE	315	103	64
ARGENTINA	7 757	1 583	962	BELGIUM LUX	1 865	456	270
SYRIA	97 705	9 559	5 818	NETHERLANDS	1 617	181	110
IRAN	42 990	1 755	1 106	ITALY	4 765	1 753	1 050
ISRAEL	24 166	7 232	4 420	UNTD KINGDOM	156	186	114
ARAB EMIRAT	717	105	60	DENMARK	147	151	90
PAKISTAN	31 331	6 799	4 197	GREECE	1 478	149	94
INDIA	20 857	4 154	2 587	SPAIN	562	129	78
SRI LANKA	253	50	31	EU	10 956	3 131	1 885
THAILAND	13 889	1 688	1 048	SWEDEN	334	111	70
INDONESIA	4 791	981	624	FINLAND	2 354	586	373
MALAYSIA	3 107	576	358	SWITZERLAND	1 411	1 010	617
SINGAPORE	734	149	88	AUSTRIA	2 162	649	402
CHINA	1 328	319	200	TURKEY	208	112	68
SOUTH KOREA	3 633	846	525	POLAND	712	241	151
JAPAN	17 347	4 133	2 561	CZECH REPUBL	1 089	115	71
TAIWAN	178	47	30	SLOVENIA	4 681	1 014	614
HONG KONG	9 736	1 156	716	USA	307	81	50
AUSTRALIA	1 222	372	240	INDIA	4 932	1 319	815
EXPORTS	596 520	124 263	77 005	JAPAN	870	155	91
FRANCE	136 078	26 795	16 688	266 SYNTHETIC FIBRES			
BELGIUM LUX	30 379	5 225	3 233	IMPORTS	1 975 313	544 491	336 967
NETHERLANDS	60 171	12 941	8 014	FRANCE	119 298	35 101	21 718
ITALY	83 590	15 525	9 710	BELGIUM LUX	89 260	23 785	14 730
UNTD KINGDOM	59 910	8 957	5 490	NETHERLANDS	157 874	43 873	27 280
DENMARK	1 993	291	176	ITALY	386 515	102 291	63 297
GREECE	1 182	166	104	UNTD KINGDOM	71 400	21 336	13 120
PORTUGAL	1 161	306	197	IRELAND	157 624	40 215	25 043
SPAIN	36 894	6 681	4 150	DENMARK	133 853	30 557	18 935
EU	409 758	78 887	47 762	PORTUGAL	391	121	77
SWEDEN	37 234	6 477	3 964	SPAIN	30 891	13 273	8 256
FINLAND	628	116	73	EU	1 147 106	310 552	192 456
SWITZERLAND	33 592	8 287	5 141	SWEDEN	273	86	54
AUSTRIA	32 194	10 089	6 201	FINLAND	3 525	409	251
TURKEY	218	93	56	SWITZERLAND	107 322	38 453	23 828
POLAND	9 677	2 444	1 491	AUSTRIA	171 778	48 015	29 515
CZECH REPUBL	13 940	4 016	2 522	TURKEY	7 647	1 990	1 254
HUNGARY	2 266	583	359				
ROMANIA	756	182	115				
BULGARIA	289	109	70				
SLOVENIA	3 617	1 079	674				
CROATIA	514	137	84				
MOROCCO	1 921	258	154				
TUNISIA	408	105	61				
USA	1 379	259	152				
VENEZUELA	1 419	287	176				
PERU	134	53	31				

6 IMPORTS AND EXPORTS (SPECIAL TRADE) BY GROUPS OF THE SITC-REV. III AND BY COUNTRIES OF PRODUCTION AND CONSUMPTION 1994

GROUP COUNTRY	DT = 100 KG	1 000 DM	1 000 \$	GROUP COUNTRY	DT = 100 KG	1 000 DM	1 000 \$
POLAND	38 988	8 110	5 066	UNTD KINGDOM	56 858	23 591	14 644
CZECH REPUB	13 484	2 769	1 729	IRELAND	652	58	37
SLOVAKIA	9 765	1 920	1 201	DENMARK	1 013	78	48
HUNGARY	18 702	3 322	2 083	SPAIN	963	254	159
ROMANIA	24 341	5 557	3 429	EU	302 524	71 189	44 235
BULGARIA	7 780	1 306	799	SWEDEN	38 824	9 473	5 867
BELARUS	276 363	44 321	27 432	FINLAND	112 799	31 464	19 514
RUSSIA	2 936	553	348	SWITZERLAND	14 353	1 249	775
CROATIA	4 062	754	459	AUSTRIA	138 136	47 540	29 373
MACEDONIA	24 629	4 612	2 842	TURKEY	200	73	46
USA	20 545	18 776	11 425	LATVIA	12 293	1 404	866
INDIA	1 915	391	251	LITHUANIA	265	64	40
THAILAND	446	117	75	POLAND	25 376	4 580	2 808
INDONESIA	108	66	44	CZECH REPUB	38 261	9 582	5 907
CHINA	1 892	1 015	614	SLOVAKIA	3 937	334	205
SOUTH KOREA	18 926	4 976	3 070	HUNGARY	5 950	562	338
JAPAN	67 899	45 134	27 916	ROMANIA	3 869	705	436
TAIWAN	4 342	1 090	681	UKRAINE	11 896	2 070	1 262
EXPORTS	4 157 441	1 229 909	759 513	BELARUS	42 200	3 849	2 409
FRANCE	328 484	100 023	61 986	RUSSIA	48 298	7 843	4 719
BELGIUM LUX	261 413	89 520	54 993	SOUTH AFRICA	4 511	143	90
NETHERLANDS	156 158	40 139	24 809	USA	52 239	25 861	16 031
ITALY	1 070 382	304 402	187 825	INDONESIA	388	50	30
UNTD KINGDOM	309 891	89 373	55 300	SOUTH KOREA	200	52	33
IRELAND	61 206	19 733	12 163	JAPAN	4 305	2 296	1 471
DENMARK	13 802	4 909	3 013	EXPORTS	1 455 575	476 002	293 862
GREECE	30 472	9 299	5 763	FRANCE	115 179	38 609	23 838
PORTUGAL	37 478	11 718	7 245	BELGIUM LUX	127 101	29 016	17 913
SPAIN	312 729	95 349	58 942	NETHERLANDS	104 684	20 540	12 790
EU	2 582 015	764 465	472 039	ITALY	345 207	71 968	44 350
NORWAY	13 951	4 635	2 865	UNTD KINGDOM	86 502	33 416	20 733
SWEDEN	36 348	12 583	7 817	IRELAND	72 870	4 723	2 928
FINLAND	64 033	15 474	9 628	DENMARK	3 310	225	141
SWITZERLAND	30 645	13 632	8 400	GREECE	25 052	12 749	7 821
AUSTRIA	63 945	36 268	22 378	PORTUGAL	8 163	2 913	1 781
TURKEY	83 769	19 734	12 151	SPAIN	54 032	20 032	12 202
LATVIA	56	108	71	EU	942 100	234 191	144 497
LITHUANIA	134	105	67	CANARY IS	11 723	6 965	4 299
POLAND	16 246	5 388	3 357	NORWAY	4 352	1 355	842
CZECH REPUB	32 776	10 581	6 508	SWEDEN	1 469	492	303
SLOVAKIA	1 378	577	362	FINLAND	31 271	9 829	6 077
HUNGARY	22 500	6 223	3 805	SWITZERLAND	53 551	27 224	16 901
ROMANIA	167	78	49	AUSTRIA	24 156	12 881	7 925
BULGARIA	1 849	515	331	ANDORRA	2 185	1 216	750
UKRAINE	542	165	97	TURKEY	69 855	34 581	21 558
BELARUS	414	110	69	LITHUANIA	303	101	65
RUSSIA	447	108	63	POLAND	30 257	18 123	11 017
KAZAKHSTAN	375	152	97	CZECH REPUB	16 786	8 087	5 057
UZBEKISTAN	397	94	56	SLOVAKIA	5 842	3 271	2 035
SLOVENIA	21 684	6 783	4 194	HUNGARY	22 867	11 322	6 996
CROATIA	3 941	1 223	763	ROMANIA	6 477	2 467	1 527
MACEDONIA	6 230	1 760	1 080	BULGARIA	31 447	18 696	11 506
MOROCCO	58 221	16 892	10 400	MOLDOVA	197	133	79
TUNISIA	10 605	2 282	1 399	RUSSIA	849	516	327
EGYPT	50 494	17 015	10 496	SLOVENIA	18 886	7 002	4 304
GHANA	1 956	571	364	CROATIA	7 938	3 915	2 425
NIGERIA	1 496	241	154	MACEDONIA	9 855	5 981	3 700
KENYA	12 294	3 668	2 258	MOROCCO	13 461	4 847	3 009
MADAGASCAR	514	216	132	TUNISIA	10 050	5 612	3 531
MAURITIUS	1 512	152	97	EGYPT	3 191	2 102	1 236
ZAMBIA	1 384	362	221	CAMEROON	565	382	236
SOUTH AFRICA	43 354	12 722	7 915	ZAIRE	806	541	337
USA	156 108	60 537	37 352	BURUNDI	754	543	332
CANADA	3 785	1 290	797	ANGOLA	182	149	93
MEXICO	3 443	1 912	1 193	KENYA	1 255	845	525
COLOMBIA	2 163	519	325	ZIMBABWE	1 079	652	434
VENEZUELA	1 081	351	203	SOUTH AFRICA	21 773	9 949	6 106
ECUADOR	17 800	4 425	2 707	USA	24 765	5 188	3 167
PERU	1 880	523	321	CANADA	13 793	3 765	2 336
BRAZIL	4 611	970	573	HAITI	1 056	632	393
CHILE	7 159	2 493	1 559	ECUADOR	482	278	166
URUGUAY	2 237	751	464	PERU	510	135	85
ARGENTINA	7 757	2 629	1 634	CHILE	589	224	136
CYPRUS	836	284	180	URUGUAY	1 677	443	267
LEBANON	1 762	471	290	ARGENTINA	126	73	42
SYRIA	3 355	653	405	LEBANON	302	155	94
IRAN	244 386	70 142	42 915	SYRIA	1 476	180	110
ISRAEL	34 299	8 375	5 133	IRAN	829	260	168
JORDAN	7 470	1 490	914	ISRAEL	12 285	5 893	3 651
SAUDI ARABIA	12 096	2 705	1 629	JORDAN	1 158	675	432
ARAB EMIRAT	9 303	2 950	1 864	YEMEN	1 041	688	419
PAKISTAN	16 660	3 879	2 394	PAKISTAN	6 120	3 601	2 205
INDIA	38 294	8 536	5 406	INDIA	777	197	122
THAILAND	3 667	938	581	BANGLADESH	743	457	290
INDONESIA	53 882	13 262	8 232	THAILAND	7 387	4 245	2 639
MALAYSIA	851	184	108	VIETNAM	2 634	1 554	961
SINGAPORE	816	281	167	INDONESIA	3 964	1 186	753
PHILIPPINES	4 686	1 131	690	MALAYSIA	246	62	37
CHINA	250 737	51 704	32 234	PHILIPPINES	9 314	4 600	2 745
SOUTH KOREA	7 368	2 833	1 747	CHINA	2 707	1 330	781
JAPAN	8 768	4 696	2 888	SOUTH KOREA	1 384	493	309
TAIWAN	58 106	13 133	8 121	JAPAN	692	433	264
HONG KONG	6 158	1 951	1 242	TAIWAN	2 592	1 083	682
AUSTRALIA	19 259	8 012	4 916	HONG KONG	458	273	157
NEW ZEALAND	1 830	850	542	AUSTRALIA	8 220	3 022	1 888
				NEW ZEALAND	1 512	471	293
				UNID COUNTR	193	78	49
267 OTHER MAN-MADE FIBRES				268 WOOL, OTHER ANIMAL HAIR			
IMPORTS	861 331	220 453	136 498	IMPORTS	1 316 114	1 021 199	631 236
FRANCE	31 483	5 102	3 140	FRANCE	145 266	126 617	78 489
BELGIUM LUX	130 705	32 012	19 897	BELGIUM LUX	17 918	13 375	8 139
NETHERLANDS	69 074	7 055	4 379				
ITALY	11 624	3 018	1 917				

6 IMPORTS AND EXPORTS (SPECIAL TRADE) BY GROUPS OF THE SITC-REV. III AND BY COUNTRIES OF PRODUCTION AND CONSUMPTION 1994

GROUP COUNTRY	DT = 100 KG	1 000 DM	1 000 \$	GROUP COUNTRY	DT = 100 KG	1 000 DM	1 000 \$
NETHERLANDS	5 121	2 862	1 798	269 WORN CLOTHING, TEXTL. ARTL			
ITALY	15 212	17 275	10 662	IMPORTS	276 169	33 384	20 632
UNTD KINGDOM	35 286	32 723	20 259	FRANCE	10 436	1 000	605
IRELAND	12 678	7 563	4 675	BELGIUM LUX	2 707	287	181
DENMARK	250	170	102	NETHERLANDS	46 015	4 633	2 859
GREECE	1 009	317	198	ITALY	22 791	1 227	770
PORTUGAL	4 426	339	209	UNTD KINGDOM	1 763	144	89
SPAIN	4 689	2 549	1 562	DENMARK	9 382	261	164
EU	237 855	203 790	126 093	GREECE	2 530	552	334
ICELAND	945	270	166	EU	95 738	8 136	5 022
NORWAY	155	55	36	SWEDEN	733	179	111
SWITZERLAND	8 355	28 843	17 796	SWITZERLAND	21 292	1 940	1 208
AUSTRIA	1 297	384	230	AUSTRIA	18 246	840	521
TURKEY	1 177	1 251	762	TURKEY	3 666	239	156
LATVIA	1 058	789	509	POLAND	34 256	1 602	990
LITHUANIA	745	270	172	CZECH REPUBL	51 676	2 222	1 386
POLAND	10 801	3 986	2 460	HUNGARY	6 511	418	259
CZECH REPUBL	7 676	3 256	2 012	SLOVENIA	3 733	251	154
HUNGARY	3 540	1 748	1 072	CROATIA	409	61	38
ROMANIA	4 516	1 536	980	EGYPT	205	62	37
BULGARIA	4 823	1 322	810	USA	18 181	14 105	8 703
UKRAINE	86	210	130	PAKISTAN	1 052	405	249
BELARUS	599	148	95	INDIA	2 478	1 360	849
RUSSIA	31 641	5 746	3 621	THAILAND	706	256	156
KAZAKHSTAN	723	471	282	INDONESIA	240	145	91
UZBEKISTAN	289	57	36	CHINA	1 231	130	81
KYRGHZSTAN	415	228	149	JAPAN	251	76	47
SLOVENIA	2 286	831	512	HONG KONG	14 093	724	437
SOUTH AFRICA	77 183	58 881	36 216	EXPORTS	2 633 214	254 247	157 373
USA	3 056	2 270	1 432	FRANCE	187 408	14 601	8 941
CANADA	1 555	937	564	BELGIUM LUX	282 326	18 690	11 590
PANAMA	125	62	36	NETHERLANDS	616 250	39 798	24 591
PERU	7 496	8 143	4 999	ITALY	416 226	32 131	19 849
BRAZIL	31 583	17 913	11 077	UNTD KINGDOM	15 171	3 799	2 338
CHILE	2 914	2 907	1 826	IRELAND	169	52	30
BOLIVIA	240	195	122	DENMARK	11 157	711	436
PARAGUAY	1 953	1 642	1 018	GREECE	1 805	363	218
URUGUAY	97 565	53 138	32 570	PORTUGAL	1 314	506	315
ARGENTINA	132 080	86 325	53 008	SPAIN	36 199	4 675	2 863
IRAN	294	1 494	953	EU	1 568 025	115 326	71 171
AFGHANISTAN	30	328	210	CANARY IS	1 741	266	166
PAKISTAN	4 111	853	528	CEUTA MEL	35 707	6 515	4 000
INDIA	162	134	81	NORWAY	391	85	53
MONGOLIA	914	666	392	SWEDEN	2 349	341	215
CHINA	24 854	70 160	43 580	FINLAND	3 633	536	333
JAPAN	1	241	146	SWITZERLAND	9 870	796	493
HONG KONG	264	1 512	974	AUSTRIA	4 438	1 005	623
AUSTRALIA	513 979	403 619	250 114	TURKEY	2 186	454	288
NEW ZEALAND	96 057	54 328	33 317	ESTONIA	715	101	63
N ZEAL OCEAN	163	50	30	LATVIA	7 063	1 163	719
EXPORTS	551 474	512 886	316 541	LITHUANIA	11 913	1 074	680
FRANCE	19 976	15 189	9 351	POLAND	328 310	26 314	16 348
BELGIUM LUX	22 276	8 044	4 921	CZECH REPUBL	117 019	12 507	7 761
NETHERLANDS	4 700	1 669	1 028	SLOVAKIA	4 078	551	341
ITALY	165 625	182 883	112 540	HUNGARY	42 274	4 193	2 599
UNTD KINGDOM	28 595	22 848	14 145	ROMANIA	28 437	2 570	1 598
IRELAND	3 184	2 832	1 807	BULGARIA	3 387	545	345
DENMARK	4 161	1 795	1 136	UKRAINE	14 811	1 275	787
GREECE	10 593	11 484	7 055	BELARUS	9 107	698	436
PORTUGAL	32 136	34 110	21 158	MOLDOVA	151	96	61
SPAIN	6 920	6 248	3 862	RUSSIA	12 709	2 907	1 814
EU	298 166	286 902	177 003	GEORGIA	415	180	108
NORWAY	570	332	208	AZERBAIJAN	1 018	181	108
SWEDEN	1 180	1 146	693	KAZAKHSTAN	653	411	257
FINLAND	414	288	181	CROATIA	809	169	101
SWITZERLAND	42 815	43 644	26 879	BOS HERZEGOV	121	67	43
AUSTRIA	16 893	14 097	8 752	MOROCCO	1 250	123	72
TURKEY	15 856	16 573	10 303	TUNISIA	11 072	1 441	909
LATVIA	271	216	133	EGYPT	3 611	1 423	870
LITHUANIA	2 261	2 050	1 272	SENEGAL	361	92	58
POLAND	39 389	28 492	17 636	GAMBIA	640	174	107
CZECH REPUBL	33 780	17 303	10 771	GUIN BISSAU	9 238	53	34
SLOVAKIA	2 610	2 711	1 678	GUINEA	9 976	2 471	1 544
HUNGARY	631	380	237	SIERRA LEONE	4 318	930	578
ROMANIA	176	200	128	LIBERIA	857	189	117
BULGARIA	3 795	3 757	2 306	GHANA	16 991	3 292	2 057
BELARUS	198	579	359	TOGO	19 114	4 238	2 645
MOLDOVA	146	83	53	BENIN	21 273	4 862	2 971
SLOVENIA	11 927	9 900	6 064	NIGERIA	10 335	2 514	1 559
CROATIA	5 082	6 197	3 836	CAMEROON	17 003	5 978	3 771
MACEDONIA	191	229	143	EQUAT GUINEA	494	153	92
MOROCCO	1 751	1 569	989	GABON	990	329	207
TUNISIA	76	224	143	CONGO	166	68	44
EGYPT	2 280	2 497	1 539	ZAIRE	181	51	33
SOUTH AFRICA	211	162	104	ANGOLA	661	267	170
USA	10 836	7 698	4 758	DJIBOUTI	970	89	55
CANADA	613	939	593	KENYA	1 047	279	172
VENEZUELA	972	929	566	UGANDA	2 529	867	555
URUGUAY	162	50	33	TANZANIA	769	155	98
ARGENTINA	64	104	66	MOZAMBIQUE	529	217	125
LEBANON	703	636	393	SOUTH AFRICA	7 096	876	536
IRAN	2 231	2 111	1 288	USA	13 539	2 925	1 809
ISRAEL	2 451	3 057	1 913	CANADA	212	112	73
ARAB EMIRAT	644	709	452	GREENLAND	564	108	70
INDIA	1 662	1 562	955	CHILE	58 738	15 388	9 445
INDONESIA	999	226	133	PARAGUAY	1 100	396	241
CHINA	27 503	31 638	19 472	CYPRUS	836	98	61
SOUTH KOREA	15 586	16 319	9 968	LEBANON	12 990	3 740	2 320
JAPAN	3 052	3 855	2 395	SYRIA	523	136	83
TAIWAN	2 344	2 649	1 604	JORDAN	21 802	4 583	2 842
AUSTRALIA	572	703	440	SAUDI ARABIA	7 990	1 033	647
				ARAB EMIRAT	700	65	39

6 IMPORTS AND EXPORTS (SPECIAL TRADE) BY GROUPS OF THE SITC-REV. III AND BY COUNTRIES OF PRODUCTION AND CONSUMPTION 1994

GROUP COUNTRY	DT = 100 KG	1 000 DM	1 000 \$	GROUP COUNTRY	DT = 100 KG	1 000 DM	1 000 \$
AFGHANISTAN	2 019	165	104	ZIMBABWE	6 362	257	155
PAKISTAN	112 844	8 313	5 172	SOUTH AFRICA	236 292	8 285	5 148
INDIA	29 223	2 415	1 524	NAMIBIA	13 815	821	519
SINGAPORE	548	83	53	USA	77 522	20 331	12 479
PHILIPPINES	852	263	167	CANADA	3 823	182	112
MONGOLIA	783	167	106	BRAZIL	143 500	7 916	4 903
JAPAN	552	111	70	CHILE	370	146	94
HONG KONG	10 267	1 307	811	IRAN	4 550	213	132
AUSTRALIA	127	57	36	ISRAEL	360	180	111
UNID COUNTR	10 415	955	582	INDIA	726 648	30 550	18 891
				INDONESIA	1 275	53	33
272 FERTILIZERS, CRUDE				PHILIPPINES	2 886	122	77
IMPORTS	3 448 546	36 310	22 174	CHINA	50 512	1 021	640
FRANCE	33 850	1 226	764	JAPAN	893	106	69
BELGIUM LUX	94 383	4 326	2 596	TAIWAN	587	54	32
NETHERLANDS	231 312	2 671	1 639	AUSTRALIA	14 869	595	364
ITALY	27 625	597	359	EXPORTS	234 972 982	479 061	297 358
UNTD KINGDOM	254	47	30	FRANCE	8 182 776	20 479	12 652
DENMARK	3 222	156	92	BELGIUM LUX	27 354 924	57 666	35 749
SPAIN	4 002	397	244	NETHERLANDS	166 525 798	252 983	157 136
EU	394 779	9 439	5 735	ITALY	1 658 452	11 965	7 287
NORWAY	722	80	49	UNTD KINGDOM	2 426 280	4 656	2 860
AUSTRIA	41 765	934	571	IRELAND	83 207	331	206
POLAND	7 286	223	136	DENMARK	304 687	4 547	2 817
CZECH REPUBL	16 476	897	542	GREECE	7 191	342	211
HUNGARY	1 853	98	60	PORTUGAL	16 779	1 178	726
RUSSIA	188 992	2 000	1 188	SPAIN	10 809	542	339
MOROCCO	423 371	3 260	1 911	EU	206 570 903	354 689	219 983
ALGERIA	213 701	1 129	703	ICELAND	3 780	120	71
SOUTH AFRICA	2 709	129	77	NORWAY	458 427	1 225	764
USA	792 989	6 150	3 758	SWEDEN	267 636	4 523	2 803
CHILE	14 859	814	496	FINLAND	83 036	1 448	897
ISRAEL	1 346 219	11 034	6 874	SWITZERLAND	20 428 980	60 166	37 636
EXPORTS	1 840 007	27 664	16 994	AUSTRIA	5 500 842	24 616	15 235
FRANCE	201 000	3 654	2 253	TURKEY	11 187	140	85
BELGIUM LUX	552 657	3 924	2 421	LATVIA	1 411	52	33
NETHERLANDS	655 383	6 471	3 943	LITHUANIA	1 951	97	60
ITALY	19 673	1 547	945	POLAND	235 405	4 609	2 861
UNTD KINGDOM	224 861	2 101	1 312	CZECH REPUBL	266 162	4 078	2 522
DENMARK	16 734	576	349	SLOVAKIA	33 285	358	224
SPAIN	2 151	118	69	HUNGARY	287 275	4 354	2 697
EU	1 672 537	18 416	11 306	ROMANIA	10 566	246	155
NORWAY	1 865	212	129	BULGARIA	3 025	61	37
SWEDEN	14 684	778	481	RUSSIA	12 291	578	358
FINLAND	1 182	74	45	SLOVENIA	109 424	1 317	798
SWITZERLAND	33 928	1 781	1 086	CROATIA	32 546	740	459
AUSTRIA	32 961	1 642	988	ALGERIA	1 966	67	42
TURKEY	221	51	31	LIBYA	1 949	197	122
POLAND	1 332	105	62	EGYPT	23 363	380	241
HUNGARY	774	54	33	NIGERIA	1 387	108	70
MOROCCO	1 491	98	62	SOUTH AFRICA	70 480	1 908	1 180
NIGER	3 200	117	76	USA	17 597	672	408
SOUTH AFRICA	1 400	84	51	CANADA	3 586	85	55
USA	4 442	277	170	CUBA	3 165	154	94
SYRIA	1 500	74	43	COLOMBIA	687	120	73
IRAN	2 505	146	96	VENEZUELA	2 360	77	46
SAUDI ARABIA	3 418	208	130	URUGUAY	9 188	226	141
OMAN	1 225	130	80	IRAN	8 130	636	399
YEMEN	360	57	36	ISRAEL	58 043	1 862	1 144
MALAYSIA	1 150	67	40	SAUDI ARABIA	29 861	580	360
SINGAPORE	1 113	85	53	ARAB EMIRAT	3 162	60	36
SOUTH KOREA	29 543	1 479	924	PAKISTAN	4 406	91	54
JAPAN	1 491	99	62	INDIA	7 474	67	41
TAIWAN	20 778	1 151	718	BANGLADESH	10 977	328	204
AUSTRALIA	2 153	139	87	SRI LANKA	9 612	262	162
				THAILAND	36 457	1 242	770
273 STONE, SAND AND GRAVEL				VIETNAM	4 704	97	62
IMPORTS	280 964 085	809 356	503 795	INDONESIA	44 443	1 011	624
FRANCE	72 000 758	121 691	75 727	MALAYSIA	44 000	1 214	755
BELGIUM LUX	4 485 100	20 495	12 653	SINGAPORE	14 279	377	233
NETHERLANDS	8 603 043	30 810	19 159	PHILIPPINES	58 194	986	611
ITALY	2 109 605	48 225	29 870	SOUTH KOREA	5 449	287	182
UNTD KINGDOM	19 373 925	29 271	18 239	JAPAN	11 802	527	328
IRELAND	2 561 411	3 771	2 372	TAIWAN	976	57	34
DENMARK	8 651 177	18 003	11 255	HONG KONG	5 654	163	102
GREECE	14 848	859	531	AUSTRALIA	11 601	382	238
PORTUGAL	60 054	3 425	2 128	NEW ZEALAND	4 703	80	50
SPAIN	254 840	6 600	4 099	UNID COUNTR	88 551	360	220
EU	118 114 761	283 150	176 033	274 SULPHUR, UNRSTD. IRON PYRS			
NORWAY	43 210 870	152 234	95 121	IMPORTS	2 039 220	15 847	9 806
SWEDEN	12 337 872	37 803	23 561	FRANCE	96 711	615	390
FINLAND	2 215 344	12 741	7 916	BELGIUM LUX	3 635	59	35
SWITZERLAND	6 625 988	6 631	4 141	NETHERLANDS	61 409	438	268
AUSTRIA	16 975 434	96 940	60 179	ITALY	19 759	1 264	783
ANDORRA	50 600	329	214	UNTD KINGDOM	128	52	30
TURKEY	38 980	1 735	1 079	DENMARK	37 663	185	114
LITHUANIA	542 778	967	599	SPAIN	2 694	142	87
POLAND	66 394 525	112 014	69 960	EU	221 999	2 755	1 707
CZECH REPUBL	18 307 334	30 790	19 243	FINLAND	1 732 523	11 957	7 373
SLOVAKIA	28 722	204	128	POLAND	79 516	932	599
HUNGARY	9 890	326	202	USA	3 823	81	50
ROMANIA	3 473	192	117	INDIA	265	76	50
BULGARIA	14 065	282	174	EXPORTS	7 959 156	62 894	39 165
RUSSIA	753 109	918	567	FRANCE	499 816	5 323	3 293
SLOVENIA	2 592	112	74	BELGIUM LUX	1 796 500	12 870	8 117
CROATIA	3 825	123	76	NETHERLANDS	998 936	6 913	4 268
MACEDONIA	2 619	215	131	ITALY	6 560	289	176
MOROCCO	33 336	238	156	UNTD KINGDOM	917 244	7 116	4 469
NIGERIA	1 445	63	38	IRELAND	1 090	73	44
DJIBOUTI	3 043	80	51				

6 IMPORTS AND EXPORTS (SPECIAL TRADE) BY GROUPS OF THE SITC-REV. III AND BY COUNTRIES OF PRODUCTION AND CONSUMPTION 1994

GROUP COUNTRY	DT = 100 KG	1 000 DM	1 000 \$	GROUP COUNTRY	DT = 100 KG	1 000 DM	1 000 \$
DENMARK	395 259	2 523	1 566	278 OTHER CRUDE MINERALS			
SPAIN	70 165	237	142	IMPORTS	80 351 474	1 163 104	720 371
EU	4 625 611	35 369	22 089	FRANCE	9 198 969	104 583	64 719
SWEDEN	60 131	556	335	BELGIUM LUX	8 169 403	74 147	45 943
FINLAND	200 145	1 613	998	NETHERLANDS	13 162 091	157 783	97 719
SWITZERLAND	299 866	3 300	2 041	ITALY	862 042	28 755	17 889
AUSTRIA	355 955	2 958	1 841	UNTD KINGDOM	4 721 090	72 416	44 723
TURKEY	1 510	304	191	IRELAND	983 073	13 475	8 396
POLAND	151 422	340	211	DENMARK	1 458 428	10 825	6 768
CZECH REPubL	94 413	878	512	GREECE	2 579 288	30 193	18 811
SLOVAKIA	2 105	711	433	PORTUGAL	2 305	300	184
SLOVENIA	53 296	451	276	SPAIN	1 984 338	33 841	21 044
MOROCCO	640	49	30	EU	43 121 027	526 318	326 196
TUNISIA	709 455	2 548	1 614	ICELAND	5 700	358	223
EGYPT	1 830	102	63	NORWAY	8 612 733	46 333	28 737
NIGERIA	1 190	61	36	SWEDEN	171 317	2 109	1 322
ETHIOPIA	1 860	132	80	FINLAND	954 329	32 935	20 397
KENYA	1 220	231	144	SWITZERLAND	1 205 063	5 801	3 555
TANZANIA	4 496	189	115	AUSTRIA	3 071 323	54 204	33 571
SOUTH AFRICA	3 092	841	524	TURKEY	925 963	30 796	18 866
BRAZIL	1 349 076	8 025	5 011	LATVIA	714 127	1 470	914
PARAGUAY	2 950	119	70	LITHUANIA	2 510 632	5 054	3 146
ARGENTINA	664	59	37	POLAND	3 275 300	12 592	7 834
IRAN	385	104	62	CZECH REPubL	2 871 754	32 264	20 000
ISRAEL	4 060	183	115	SLOVAKIA	591 994	15 235	9 349
INDIA	2 172	522	327	HUNGARY	177 431	3 677	2 272
MYANMAR	5 000	214	139	ROMANIA	6 342	178	109
THAILAND	5 010	1 245	763	BULGARIA	70 303	1 376	880
INDONESIA	3 317	705	441	UKRAINE	18 195	907	563
MALAYSIA	9 865	512	313	RUSSIA	204 059	1 624	1 031
HONG KONG	2 930	171	108	SLOVENIA	24 473	284	181
277 NATURAL ABRASIVES, NES				CROATIA	4 320	406	248
IMPORTS	1 969 004	184 909	114 680	MOROCCO	180 935	1 202	770
FRANCE	398	2 288	1 394	EGYPT	2 427	163	98
BELGIUM LUX	341	3 582	2 205	KENYA	323 896	5 178	3 227
NETHERLANDS	3 113	809	491	MADAGASCAR	33 725	4 586	2 874
ITALY	26 371	2 308	1 391	ZIMBABWE	52 613	3 047	1 905
UNTD KINGDOM	623	4 842	3 011	SOUTH AFRICA	1 967 143	72 932	44 865
IRELAND	36	56 794	35 182	NAMIBIA	223 287	3 861	2 339
DENMARK	866	122	74	USA	2 808 927	111 442	68 912
GREECE	10 554	1 849	1 140	CANADA	153 866	10 322	6 487
SPAIN	4 354	184	113	MEXICO	286 310	7 740	4 757
EU	46 656	72 778	45 001	TRINIDAD TOB	66 259	2 228	1 377
ICELAND	1 798 674	11 143	7 125	VENEZUELA	36 115	4 025	2 498
SWITZERLAND	7	3 032	1 878	PERU	86	66	42
AUSTRIA	3 709	72	44	BRAZIL	784 872	23 710	14 587
TURKEY	34 493	960	587	ARGENTINA	193	90	55
HUNGARY	26 792	2 698	1 696	CYPRUS	38 293	391	249
ROMANIA		53	34	ISRAEL	115 818	6 423	3 970
UKRAINE	400	68	43	JORDAN	714	93	62
RUSSIA	43	14 207	8 773	ARAB EMIRAT	3 882	150	90
SLOVENIA	880	81	50	INDIA	239 184	6 231	3 859
SIERRA LEONE		257	160	SRI LANKA	1 674	478	294
LIBERIA		209	131	THAILAND	168 304	8 327	5 170
GHANA		842	523	CHINA	3 532 398	78 135	48 696
ZAIRE		2 597	1 649	NORTH KOREA	461 274	10 746	6 578
SOUTH AFRICA	680	1 499	919	SOUTH KOREA	39 378	2 006	1 270
USA	31 499	70 956	43 905	JAPAN	16 820	6 616	4 091
CANADA	342	87	52	TAIWAN	331	48	31
BRAZIL	1 008	119	74	HONG KONG	216	92	54
ISRAEL	30	459	299	AUSTRALIA	274 098	18 565	11 592
INDIA	59	90	56	EXPORTS	107 716 760	853 099	525 817
CHINA	15 135	909	576	FRANCE	22 088 086	139 542	85 910
SOUTH KOREA	1 260	386	243	BELGIUM LUX	18 411 868	83 631	51 529
JAPAN	1 722	664	396	NETHERLANDS	17 526 458	85 456	52 783
AUSTRALIA	5 421	580	364	ITALY	17 506 698	164 414	101 183
EXPORTS	2 051 868	195 090	121 708	UNTD KINGDOM	1 235 010	22 085	13 607
FRANCE	722	6 616	4 125	IRELAND	323 077	2 984	1 837
BELGIUM LUX	7 008	41 342	26 015	DENMARK	1 674 855	17 546	10 832
NETHERLANDS	1 848 398	7 899	4 936	GREECE	31 137	1 587	982
ITALY	189	40 982	25 782	PORTUGAL	57 383	3 952	2 440
UNTD KINGDOM	256	4 908	3 082	SPAIN	851 602	17 442	10 752
IRELAND	121	10 256	6 412	EU	79 706 174	538 639	331 855
DENMARK	5 555	952	589	CANARY IS	3 041	136	83
GREECE	5	10 689	6 634	ICELAND	33 646	413	264
PORTUGAL	482	2 568	1 621	NORWAY	1 425 810	13 925	8 589
SPAIN	670	6 883	4 318	SWEDEN	6 882 452	50 938	31 139
EU	1 863 406	133 095	83 514	FINLAND	2 276 492	25 328	15 583
SWEDEN	4 328	1 503	930	SWITZERLAND	3 015 478	29 116	18 023
FINLAND	2 347	116	70	AUSTRIA	6 181 317	59 391	36 677
SWITZERLAND	139 511	9 418	5 827	MALTA	66 948	680	407
AUSTRIA	19 707	12 993	7 855	TURKEY	135 253	3 880	2 388
MALTA	2 112	153	99	LATVIA	8 157	53	31
TURKEY	46	728	453	LITHUANIA	10 253	73	46
POLAND	6 433	1 096	676	POLAND	558 768	10 636	6 621
CZECH REPubL	3 414	192	120	CZECH REPubL	2 342 227	19 138	11 806
HUNGARY	2 914	579	357	SLOVAKIA	88 778	1 449	901
RUSSIA	274	52	33	HUNGARY	165 230	4 933	3 097
SOUTH AFRICA	48	1 293	795	ROMANIA	101 362	3 629	2 266
USA	127	11 418	7 089	BULGARIA	15 389	695	424
BRAZIL	46	1 243	765	UKRAINE	31 552	195	121
IRAN		1 445	896	RUSSIA	15 410	459	283
ISRAEL	466	3 168	1 901	SLOVENIA	129 924	4 132	2 568
INDIA	12	3 650	2 275	CROATIA	143 718	2 967	1 824
THAILAND	211	640	398	BOS HERZEGOV	1 453	53	33
MALAYSIA	262	51	31	SERB MONTNEG	8 148	382	242
CHINA	135	106	61	MACEDONIA	13 968	450	276
SOUTH KOREA	87	6 845	4 271	MOROCCO	17 875	749	467
JAPAN	42	1 574	989	ALGERIA	23 301	564	353
TAIWAN	3	3 110	1 924	TUNISIA	17 208	487	294
HONG KONG	13	339	206	LIBYA	156 286	3 310	2 089
				EGYPT	26 493	1 108	687

6 IMPORTS AND EXPORTS (SPECIAL TRADE) BY GROUPS OF THE SITC-REV. III AND BY COUNTRIES OF PRODUCTION AND CONSUMPTION 1994

GROUP COUNTRY	DT = 100 KG	1 000 DM	1 000 \$	GROUP COUNTRY	DT = 100 KG	1 000 DM	1 000 \$
SIERRA LEONE	11 564	299	188	AUSTRIA	218 587	18 624	11 534
LIBERIA	19 950	518	317	TURKEY	44 115	5 629	3 505
IVORY COAST	33 285	965	610	ESTONIA	186 763	8 836	5 541
TOGO	1 272	85	56	LATVIA	178 416	5 772	3 584
NIGERIA	16 557	202	125	LITHUANIA	647 789	12 226	7 535
GABON	25 345	647	395	POLAND	671 249	24 918	15 701
CONGO	33 520	1 042	657	CZECH REPUBL	530 619	15 053	9 282
ETHIOPIA	2 363	99	62	SLOVAKIA	17 900	1 215	749
KENYA	3 723	82	51	HUNGARY	50 011	5 633	3 493
REUNION	25 759	812	502	ROMANIA	4 964	953	604
ZIMBABWE	1 886	100	61	BULGARIA	33 134	3 728	2 400
SOUTH AFRICA	49 211	2 508	1 561	UKRAINE	7 504	661	400
USA	1 044 939	5 672	3 498	BELARUS	42 549	4 043	2 503
CANADA	9 353	307	190	MOLDOVA	5 746	438	285
MEXICO	25 040	890	541	RUSSIA	847 674	61 248	38 264
GUATEMALA	4 237	106	66	GEORGIA	1 706	219	139
HONDURAS	9 229	284	165	UZBEKISTAN	3 661	59	36
CUBA	4 075	120	77	TADJIKISTAN	4 708	553	344
DOMINIC REP	1 363	52	32	KYRGHYZSTAN	2 147	343	207
GUADELOUPE	10 737	361	228	SLOVENIA	8 754	1 219	761
MARTINIQUE	24 404	884	543	CROATIA	3 203	339	210
NETH ANTILL	5 840	176	110	EGYPT	4 057	412	265
COLOMBIA	5 916	301	184	SOUTH AFRICA	23 836	2 428	1 516
VENEZUELA	23 854	1 346	843	SWAZILAND	795	94	56
SURINAME	4 323	67	42	USA	40 544	2 010	1 259
FRENCH GUIAN	4 901	157	97	CANADA	4 492	250	152
ECUADOR	51 011	941	580	COLOMBIA	692	92	59
PERU	20 567	537	337	VENEZUELA	1 967	263	168
BRAZIL	6 780	873	545	BRAZIL	3 389	379	231
CHILE	36 450	675	407	ARGENTINA	206	105	62
PARAGUAY	3 459	50	31	CYPRUS	1 563	196	122
URUGUAY	21 972	184	115	ISRAEL	11 887	1 320	820
ARGENTINA	46 011	1 571	976	QATAR	752	228	147
CYPRUS	5 885	172	106	ARAB EMIRAT	355	47	30
LEBANON	4 272	334	209	TAIWAN	4 908	560	362
SYRIA	2 322	268	164	HONG KONG	3 103	355	214
IRAN	98 616	1 608	996	EXPORTS	87 187 438	1 894 202	1 163 942
ISRAEL	49 902	1 575	962	FRANCE	5 504 368	110 203	68 030
JORDAN	7 438	247	153	BELGIUM LUX	11 080 083	311 294	192 624
SAUDI ARABIA	132 287	3 141	1 911	NETHERLANDS	21 105 387	404 442	245 714
ARAB EMIRAT	18 947	300	187	ITALY	23 257 538	478 937	295 572
PAKISTAN	40 401	752	462	UNT D KINGDOM	549 664	34 211	20 750
INDIA	18 577	1 111	664	IRELAND	159 870	3 184	1 937
BANGLADESH	20 610	195	121	DENMARK	685 172	10 237	6 242
SRI LANKA	3 623	105	65	SPAIN	620 957	14 419	8 795
THAILAND	41 472	1 482	926	EU	62 963 736	1 366 948	839 678
VIETNAM	3 274	270	170	NORWAY	1 473 827	25 446	15 555
INDONESIA	513 602	8 964	5 531	SWEDEN	1 206 889	76 207	46 837
MALAYSIA	921 468	11 586	7 163	FINLAND	59 203	1 164	708
SINGAPORE	71 239	1 509	940	SWITZERLAND	965 537	18 573	11 352
PHILIPPINES	68 824	1 292	792	AUSTRIA	1 033 628	25 997	16 016
CHINA	3 318	349	204	TURKEY	8 122 242	157 472	97 534
SOUTH KOREA	35 398	2 060	1 266	POLAND	5 320	120	71
JAPAN	72 509	3 495	2 161	CZECH REPUBL	1 125 714	15 126	8 999
TAIWAN	60 066	3 859	2 382	BELARUS	1 479	167	105
HONG KONG	82 123	1 644	1 026	SLOVENIA	330 555	7 455	4 499
AUSTRALIA	30 830	2 230	1 381	EGYPT	2 575	63	39
PAPUA NEW G	30 622	827	512	NIGERIA	634	72	46
NEW ZEALAND	37 215	717	435	USA	1 783	359	220
N ZEAL OCEAN	2 400	48	30	CANADA	612	496	315
FIJI	24 654	780	477	ARAB EMIRAT	2 556	57	37
UNID COUNTR	74 074	539	329	PAKISTAN	2 235	69	40
281 IRON ORE, CONCENTRATES				INDIA	239 823	6 400	3 821
IMPORTS	427 728 513	2 020 119	1 250 147	THAILAND	817 475	17 115	10 967
UNT D KINGDOM	2 181	56	33	INDONESIA	1 274 599	25 217	14 920
EU	2 356	71	42	CHINA	403 304	9 380	5 785
NORWAY	15 297 609	79 935	49 471	SOUTH KOREA	4 484 628	90 887	55 711
SWEDEN	52 055 866	276 436	171 376	JAPAN	1 782 167	30 540	19 722
RUSSIA	6 034 626	34 291	20 987	TAIWAN	820 368	17 628	10 208
MAURITANIA	4 757 565	20 835	12 834	HONG KONG	7 194	411	258
SOUTH AFRICA	4 750 341	16 657	10 580	UNID COUNTR	52 955	671	400
USA	644 728	3 329	2 014	283 COPPER DRES, CONCENTRATES			
CANADA	59 769 303	287 440	177 379	IMPORTS	6 655 599	618 618	384 062
BRAZIL	228 393 887	1 048 127	649 209	FRANCE	22 401	2 448	1 545
CHILE	8 749 085	54 671	33 604	BELGIUM LUX	30 144	8 344	5 047
AUSTRALIA	47 271 767	198 254	122 606	UNT D KINGDOM	25 126	11 074	6 717
EXPORTS	1 216 747	3 048	1 915	PORTUGAL	1 674 309	83 208	52 133
FRANCE	24 766	84	51	SPAIN	2 726	1 910	1 160
BELGIUM LUX	663 140	1 392	884	EU	1 754 753	107 058	66 645
NETHERLANDS	94 748	137	84	SWEDEN	124 180	13 278	8 547
EU	783 189	1 634	1 032	TURKEY	101 378	4 815	3 128
SWITZERLAND	274 231	732	455	BULGARIA	335 391	27 587	17 333
AUSTRIA	150 349	461	291	RUSSIA	28 452	2 800	1 634
282 FERROUS WASTE AND SCRAP				GEORGIA	30 124	2 206	1 404
IMPORTS	10 173 016	386 656	239 916	MOROCCO	46 791	9 315	5 656
FRANCE	1 811 305	39 973	24 850	UGANDA	630	122	75
BELGIUM LUX	569 870	15 922	9 949	ZIMBABWE	4 600	874	527
NETHERLANDS	1 885 076	60 906	37 681	SOUTH AFRICA	57 338	5 777	3 381
ITALY	29 577	3 203	1 974	USA	108 807	13 421	8 720
UNT D KINGDOM	152 932	7 839	4 801	CUBA	115 224	6 051	3 777
DENMARK	1 303 154	31 219	19 236	PERU	105 055	12 704	8 080
GREECE	4 510	501	303	CHILE	2 062 347	205 953	126 783
SPAIN	11 238	1 311	812	INDONESIA	434 766	49 201	30 281
EU	5 767 662	160 874	99 406	MALAYSIA	108 690	12 231	7 507
NORWAY	270 913	10 663	6 581	AUSTRALIA	27 927	3 273	1 943
SWEDEN	177 771	18 897	11 590	PAPUA NEW G	1 208 400	141 887	88 600
FINLAND	45 387	1 131	705	EXPORTS	8 618	782	470
SWITZERLAND	295 104	14 444	8 991	NETHERLANDS	7 080	560	335
				EU	7 329	609	363

6 IMPORTS AND EXPORTS (SPECIAL TRADE) BY GROUPS OF THE SITC-REV. III AND BY COUNTRIES OF PRODUCTION AND CONSUMPTION 1994

GROUP COUNTRY	DT = 100 KG	1 000 DM	1 000 \$	GROUP COUNTRY	DT = 100 KG	1 000 DM	1 000 \$
AUSTRIA	697	101	64	287 ORE,CONCENTR.BASE METALS			
POLAND	483	54	32				
284 NICKEL ORES,CONCTR,MATTE				IMPORTS	14 043 032	486 245	300 775
IMPORTS	94 777	77 487	47 273	FRANCE	4 340	368	231
NETHERLANDS	1 613	1 258	722	BELGIUM LUX	7 117	5 256	3 286
EU	1 632	1 281	735	NETHERLANDS	22 660	11 010	6 860
NORWAY	240	236	155	ITALY	16 424	342	209
CANADA	20 134	15 892	10 273	UNTD KINGDOM	9 223	5 862	3 595
AUSTRALIA	69 748	59 988	36 055	IRELAND	553 024	22 292	13 535
EXPORTS	38	3	2	PORTUGAL	2 000	1 017	656
EU	38	2	2	EU	615 002	46 161	28 380
285 ALUMINIUM ORE,CONCTR.ETC				NORWAY	2 423 791	27 248	16 831
IMPORTS	27 612 191	336 343	207 512	SWEDEN	562 879	24 592	15 128
FRANCE	137 149	11 077	6 828	AUSTRIA	60 075	2 842	1 672
BELGIUM LUX	800	191	123	TURKEY	300 371	5 911	3 664
NETHERLANDS	145 730	15 570	9 732	POLAND	91 658	4 353	2 771
ITALY	562 843	20 965	12 715	SLOVAKIA	1 887	77	50
UNTD KINGDOM	68 720	3 505	2 146	ROMANIA	57 984	1 906	1 212
IRELAND	373 341	11 805	7 342	UKRAINE	915	77	47
DENMARK	61	48	31	RUSSIA	6 928	5 647	3 460
GREECE	65 160	492	314	KAZAKHSTAN	31 798	608	377
PORTUGAL	50	53	31	SLOVENIA	26 702	780	491
SPAIN	717 986	26 010	16 249	MOROCCO	92 939	4 769	2 913
EU	2 071 840	89 716	55 511	TUNISIA	53 466	2 421	1 540
SWITZERLAND	1 342	399	243	SIERRA LEONE	25 366	1 849	1 135
POLAND	3 357	94	56	NIGERIA	7 165	1 669	1 021
CZECH REPUBL	7 888	132	83	ZAIRE	215	519	332
SLOVAKIA	99 034	3 719	2 286	UGANDA	213	174	112
HUNGARY	1 094	240	158	MOZAMBIQUE	107	488	288
RUSSIA	630	60	35	ZIMBABWE	45	149	96
GUINEA	10 096 166	63 429	38 966	SOUTH AFRICA	1 437 481	25 755	15 791
SIERRA LEONE	3 867 104	21 372	13 232	USA	850 683	62 957	38 936
GHANA	251 582	1 807	1 068	CANADA	3 652 895	126 084	78 492
SOUTH AFRICA	600	86	56	MEXICO	336 589	12 712	7 700
USA	22 641	8 285	5 153	CUBA	31 163	735	477
CANADA	6 493	1 086	662	PERU	681 554	28 079	17 289
JAMAICA	1 712 944	47 012	28 909	BRAZIL	119 665	1 561	1 012
GUYANA	1 837 438	16 768	10 672	CHILE	138 162	10 982	6 807
SURINAME	829 944	26 703	16 625	INDIA	187 779	2 956	1 748
BRAZIL	37 460	978	598	SRI LANKA	271 797	3 049	1 982
CHINA	1 538 922	19 827	12 275	MALAYSIA	404	401	252
JAPAN	2 321	1 015	620	MONGOLIA	323	121	79
AUSTRALIA	5 421 883	33 201	20 058	CHINA	14 566	2 614	1 655
EXPORTS	2 468 969	195 056	120 918	AUSTRALIA	1 958 775	75 911	46 981
FRANCE	170 036	13 986	8 649	EXPORTS	562 060	25 117	15 683
BELGIUM LUX	33 180	6 613	4 104	FRANCE	12 576	609	380
NETHERLANDS	178 026	8 765	5 509	BELGIUM LUX	7 510	2 941	1 887
ITALY	497 693	47 840	29 859	NETHERLANDS	3 424	2 004	1 174
UNTD KINGDOM	96 493	11 466	7 101	ITALY	9 095	916	558
DENMARK	17 448	878	545	UNTD KINGDOM	4 730	294	177
GREECE	735	115	71	SPAIN	1 537	111	66
PORTUGAL	3 798	399	248	EU	41 187	7 012	4 324
SPAIN	145 296	12 800	7 974	SWEDEN	197 311	8 385	5 375
EU	1 142 661	102 874	64 067	SWITZERLAND	2 387	112	68
NORWAY	2 482	434	266	AUSTRIA	26 511	1 540	957
SWEDEN	13 747	1 451	899	POLAND	146 842	1 651	987
FINLAND	124 879	3 402	2 073	CZECH REPUBL	34 562	1 183	734
SWITZERLAND	18 615	2 956	1 799	SLOVAKIA	1 498	88	55
AUSTRIA	192 254	9 834	6 125	HUNGARY	1 368	83	51
TURKEY	18 868	2 076	1 293	ROMANIA	2 306	104	67
POLAND	35 320	2 985	1 867	BULGARIA	100 063	1 027	621
CZECH REPUBL	10 128	812	503	SLOVENIA	1 112	77	49
SLOVAKIA	8 416	1 094	670	USA	506	2 669	1 677
HUNGARY	40 151	939	587	CANADA	1 186	756	456
ROMANIA	5 811	1 010	629	PAKISTAN	1 051	74	47
BULGARIA	4 548	364	218	SRI LANKA	630	49	30
RUSSIA	648 478	17 345	10 645	INDONESIA	1 200	61	36
SLOVENIA	4 961	828	510	UNID COUNTR	1 673	57	36
MACEDONIA	3 014	257	156	288 NON-FERROUS WASTE,SCRAP			
EGYPT	5 917	351	211	IMPORTS	9 888 603	1 932 724	1 203 679
SOUTH AFRICA	13 444	3 718	2 241	FRANCE	611 709	142 802	88 351
USA	97 357	26 095	16 099	BELGIUM LUX	397 513	72 721	44 796
CANADA	5 000	2 737	1 686	NETHERLANDS	1 305 721	244 326	151 823
MEXICO	4 403	346	209	ITALY	455 118	77 087	47 910
COLOMBIA	1 081	154	96	UNTD KINGDOM	520 503	121 205	75 740
VENEZUELA	6 783	910	546	IRELAND	9 721	2 453	1 552
BRAZIL	7 765	1 645	1 022	DENMARK	311 855	70 208	43 764
ARGENTINA	2 973	423	257	GREECE	31 173	5 691	3 516
SYRIA	1 140	74	44	PORTUGAL	10 598	1 950	1 193
IRAN	697	147	94	SPAIN	150 585	39 342	24 297
ISRAEL	1 824	317	197	EU	3 804 496	777 785	482 942
ARAB EMIRAT	118	103	66	ICELAND	8 704	721	447
PAKISTAN	1 406	181	115	NORWAY	115 642	22 026	13 748
INDIA	12 211	1 388	872	SWEDEN	110 521	21 390	13 365
THAILAND	4 664	563	351	FINLAND	49 285	16 226	10 168
MALAYSIA	23	187	118	SWITZERLAND	480 796	93 457	58 093
PHILIPPINES	416	108	64	AUSTRIA	403 841	66 104	41 183
CHINA	189	104	63	MALTA	1 593	427	268
SOUTH KOREA	8 737	974	610	TURKEY	37 100	7 367	4 666
JAPAN	6 222	4 357	2 708	ESTONIA	42 881	11 437	6 930
TAIWAN	2 545	294	185	LATVIA	127 227	33 087	20 739
HONG KONG	365	167	103	LITHUANIA	117 190	42 131	26 770
AUSTRALIA	4 255	614	388	POLAND	169 601	22 611	14 092
				CZECH REPUBL	368 186	70 037	43 509
				SLOVAKIA	32 427	5 939	3 683
				HUNGARY	138 971	28 493	17 771
				ROMANIA	58 357	8 621	5 397
				BULGARIA	47 246	8 156	4 924
				UKRAINE	30 881	5 785	3 581
				BELARUS	54 106	9 890	6 171

6 IMPORTS AND EXPORTS (SPECIAL TRADE) BY GROUPS OF THE SITC-REV. III AND BY COUNTRIES OF PRODUCTION AND CONSUMPTION 1994

GROUP COUNTRY	DT = 100 KG	1 000 DM	1 000 \$	GROUP COUNTRY	DT = 100 KG	1 000 DM	1 000 \$
MOLDOVA	52 531	10 740	6 791	289 PREC.METAL ORES,CONCRTS			
RUSSIA	1 385 044	373 154	233 576	IMPORTS	47 478	899 801	556 549
GEORGIA	680	214	133	FRANCE	191	7 536	4 682
ARMENIA	4 175	1 041	673	BELGIUM LUX	1 138	40 027	24 579
AZERBAIJAN	6 745	1 596	1 002	NETHERLANDS	906	13 126	8 136
KAZAKHSTAN	2 220	527	317	ITALY	26	2 615	1 581
UZBEKISTAN	10 872	2 419	1 536	UNT D KINGDOM	126	1 911	1 161
TADJIKISTAN	2 458	428	260	IRELAND	38	1 151	726
KYRGHYZSTAN	28 125	7 865	4 936	DENMARK	166	4 912	3 019
SLOVENIA	20 166	1 793	1 115	GREECE	1	1 461	931
CROATIA	10 015	6 101	3 764	PORTUGAL	3	64	40
MACEDONIA	5 728	1 408	880	SPAIN	244	6 604	4 232
MOROCCO	21 585	5 306	3 288	EU	2 839	79 407	49 087
ALGERIA	6 239	1 925	1 229	ICELAND		335	205
TUNISIA	14 145	2 934	1 815	NORWAY	247	2 036	1 290
LIBYA	657	100	65	SWEDEN	24 466	31 093	19 219
EGYPT	2 620	721	458	FINLAND	16	1 099	672
LIBERIA	457	87	53	SWITZERLAND	16	6 048	3 776
GHANA	20 207	5 571	3 504	AUSTRIA	894	18 804	11 833
TOGO	546	120	73	MALTA	11	202	130
NIGERIA	9 473	2 332	1 452	TURKEY		1 362	817
CONGO	258	54	32	ESTONIA	319	6 850	4 277
ANGOLA	11 990	3 314	2 127	LATVIA	160	2 576	1 619
KENYA	1 237	286	175	LITHUANIA	264	6 609	4 162
ZAMBIA	320	86	49	POLAND	80	1 148	713
ZIMBABWE	10 085	4 118	2 498	CZECH REPUB	179	5 804	3 580
SOUTH AFRICA	110 488	73 928	45 684	HUNGARY	1	3 232	2 022
USA	86 546	29 553	18 385	BULGARIA	745	3 853	2 372
CANADA	1 863 940	88 856	55 184	UKRAINE	6	11 672	7 249
MEXICO	1 504	559	354	BELARUS	981	2 549	1 592
GUATEMALA	971	126	81	MOLDOVA	5	547	322
COSTA RICA	568	177	112	RUSSIA	2 878	11 582	6 869
VENEZUELA	3 128	1 916	1 146	KAZAKHSTAN		102	66
BRAZIL	1 572	451	284	SLOVENIA	46	2 937	1 779
CHILE	1 462	1 181	762	CROATIA	1	1 112	681
URUGUAY	418	88	58	TUNISIA	1	1 977	1 138
ARGENTINA	411	159	99	EGYPT	10	14 387	8 974
CYPRUS	7 269	1 762	1 122	MAURITIUS	2	274	172
LEBANON	12 057	3 494	2 229	ZIMBABWE	2	1 969	1 210
IRAN	452	746	476	SOUTH AFRICA	229	148 789	91 091
ISRAEL	58 054	14 165	8 782	USA	8 153	173 541	108 123
JORDAN	2 983	617	387	CANADA	177	4 151	2 605
SAUDI ARABIA	30 254	8 857	5 623	MEXICO	23	6 569	4 285
BAHRAIN	181	58	37	CUBA	5	5 884	3 376
ARAB EMIRAT	17 154	3 652	2 289	COLOMBIA		183	117
YEMEN	722	155	101	CHILE	2 312	186 002	115 430
MALAYSIA	35 968	1 615	995	BOLIVIA	137	47 113	29 074
SINGAPORE	1 786	2 733	1 720	SAUDI ARABIA	771	18 574	11 272
CHINA	695	287	174	KUWAIT		67	42
NORTH KOREA	172	70	40	ARAB EMIRAT	5	242	151
SOUTH KOREA	1 860	649	413	PAKISTAN		1 039	662
JAPAN	2 270	5 298	3 355	THAILAND		473	281
TAIWAN	2 927	219	139	MALAYSIA		629	383
HONG KONG	12 239	3 509	2 235	SINGAPORE	25	1 366	806
AUSTRALIA	2 669	1 430	871	PHILIPPINES	124	42 882	27 097
NEW ZEALAND	1 064	258	164	SOUTH KOREA	1	2 563	1 598
EXPORTS	8 542 915	1 269 536	787 781	JAPAN	6	3 896	2 437
FRANCE	1 204 542	111 253	68 803	TAIWAN		750	479
BELGIUM LUX	1 623 318	281 419	175 264	HONG KONG	1 114	33 065	19 884
NETHERLANDS	1 228 443	177 778	109 612	AUSTRALIA	2	2 280	1 420
ITALY	1 782 430	298 446	185 793	EXPORTS	28 282	75 964	47 390
UNT D KINGDOM	213 851	36 337	22 215	FRANCE		140	81
IRELAND	2 696	294	181	BELGIUM LUX	6 252	29 346	18 470
DENMARK	145 348	22 483	13 945	NETHERLANDS		54	394
GREECE	576	96	56	ITALY	24	288	177
PORTUGAL	9 044	279	180	UNT D KINGDOM	19 650	29 645	18 464
SPAIN	137 344	13 465	8 383	EU	25 980	60 078	37 586
EU	6 347 532	941 850	584 432	NORWAY	5	5 615	3 515
NORWAY	144 474	21 917	13 858	SWEDEN	986	1 093	688
SWEDEN	419 672	45 038	27 623	SWITZERLAND	373	3 121	1 925
FINLAND	43 441	2 971	1 768	AUSTRIA	1	3 243	1 946
SWITZERLAND	100 189	23 100	14 489	USA	915	2 767	1 703
AUSTRIA	599 851	114 694	71 206	291 CRUDE ANIMAL MATERLS.NES			
TURKEY	2 365	549	341	IMPORTS	4 292 786	929 750	576 154
POLAND	3 777	636	397	FRANCE	105 038	30 771	19 026
CZECH REPUB	67 899	10 767	6 727	BELGIUM LUX	67 537	16 132	9 952
SLOVAKIA	1 596	126	73	NETHERLANDS	1 518 606	77 000	47 544
HUNGARY	734	307	184	ITALY	170 610	8 517	5 308
RUSSIA	2 031	877	521	UNT D KINGDOM	118 056	38 418	23 832
SLOVENIA	10 448	6 048	3 826	IRELAND	13 569	5 130	3 158
SOUTH AFRICA	63 310	301	191	DENMARK	262 641	36 976	22 924
NAMIBIA	15 963	286	169	GREECE	1 155	1 523	946
USA	28 476	11 256	6 910	PORTUGAL	6 372	4 749	2 902
CANADA	3 000	529	327	SPAIN	23 624	5 308	3 282
BRAZIL	1 005	342	226	EU	2 287 208	224 524	138 874
ISRAEL	1 157	47	30	ICELAND	1 607	991	628
JORDAN	1 399	515	339	NORWAY	3 595	367	229
SAUDI ARABIA	3 392	391	249	SWEDEN	69 510	3 785	2 328
ARAB EMIRAT	3 612	1 465	946	FINLAND	1 673	362	219
PAKISTAN	30 334	1 648	999	SWITZERLAND	31 257	6 680	4 102
INDIA	55 654	8 293	4 909	AUSTRIA	207 529	8 059	4 984
SRI LANKA	7 518	795	507	TURKEY	16 974	47 968	29 949
THAILAND	1 711	280	173	ESTONIA	3 274	428	270
INDONESIA	6 404	331	203	LATVIA	3 648	940	582
MALAYSIA	4 703	680	428	LITHUANIA	5 900	861	538
SINGAPORE	1 966	299	180	POLAND	119 524	38 337	23 879
PHILIPPINES	1 314	2 680	1 617	CZECH REPUB	65 917	6 572	4 067
CHINA	235 979	15 782	9 917	SLOVAKIA	2 818	380	242
SOUTH KOREA	47 978	13 863	8 528	HUNGARY	52 972	60 266	37 565
JAPAN	48 840	8 921	5 535				
TAIWAN	188 379	28 332	17 547				
HONG KONG	48 718	3 599	2 270				
AUSTRALIA	479	73	44				

6 IMPORTS AND EXPORTS (SPECIAL TRADE) BY GROUPS OF THE SITC-REV. III AND BY COUNTRIES OF PRODUCTION AND CONSUMPTION 1994

GROUP COUNTRY	DT = 100 KG	1 000 DM	1 000 \$	GROUP COUNTRY	DT = 100 KG	1 000 DM	1 000 \$
ROMANIA	7 462	2 314	1 442	URUGUAY	1 153	346	208
BULGARIA	552	325	202	ARGENTINA	3 222	1 113	694
UKRAINE	9 300	1 261	785	LEBANON	29	107	62
BELARUS	2 214	147	90	SYRIA	284	619	383
RUSSIA	12 830	4 582	2 858	IRAN	67	237	148
KAZAKHSTAN	1 149	788	482	ISRAEL	590	699	442
SLOVENIA	689	109	64	YEMEN	7	55	34
CROATIA	8 367	751	462	PAKISTAN	10	89	52
MACEDONIA	271	432	251	INDIA	761	460	282
MOROCCO	26	111	67	SRI LANKA	6	268	163
TUNISIA	43	756	473	THAILAND	187	451	279
EGYPT	14 930	5 703	3 563	SINGAPORE	127	289	186
IVORY COAST	1	294	173	CHINA	14 228	7 001	4 320
ETHIOPIA	1	51	30	SOUTH KOREA	1 389	3 173	1 879
TANZANIA	622	106	67	JAPAN	3 005	12 150	7 497
ZIMBABWE	26	127	76	TAIWAN	13 236	22 735	14 354
SOUTH AFRICA	579	879	546	HONG KONG	1 448	2 981	1 857
NAMIBIA	623	253	155	AUSTRALIA	89	209	134
USA	423 632	57 097	35 457	UNID COUNTR	614	106	63
CANADA	26 894	11 809	7 233				
MEXICO	387	119	72	292 CRUDE VEG.MATERIALS, NES			
COSTA RICA	7 049	506	315	IMPORTS	7 942 177	3 818 923	2 352 719
CUBA	13	69	42	FRANCE	264 127	109 425	67 216
COLOMBIA	65	606	379	BELGIUM LUX	116 612	52 868	32 633
PERU	2 898	3 185	1 964	NETHERLANDS	4 195 094	2 435 561	1 501 007
BRAZIL	276 166	32 525	20 136	ITALY	363 711	184 530	113 002
CHILE	38 151	3 683	2 285	UNTD KINGDOM	27 963	11 336	7 029
BOLIVIA	73	197	126	IRELAND	1 026	22 662	13 698
PARAGUAY	3 636	619	378	DENMARK	447 236	209 383	129 636
URUGUAY	44 615	6 872	4 257	GREECE	3 201	2 171	1 358
ARGENTINA	62 446	5 293	3 261	PORTUGAL	3 101	2 918	1 808
LEBANON	1 245	7 274	4 483	SPAIN	59 192	29 168	17 912
SYRIA	4 039	24 593	15 331	EU	5 481 263	3 060 022	1 885 299
IRAN	11 835	52 128	32 292	CANARY IS	13 086	24 914	15 157
ISRAEL	655	598	364	ICELAND	3 154	453	283
SAUDI ARABIA	216	1 038	643	NORWAY	2 895	637	401
KUWAIT	647	1 421	875	SWEDEN	7 290	3 955	2 488
ARAB EMIRAT	463	369	224	FINLAND	3 436	2 433	1 552
OMAN	16	112	67	SWITZERLAND	19 922	42 198	26 509
AFGHANISTAN	155	581	355	AUSTRIA	43 505	22 043	13 634
PAKISTAN	3 726	11 029	6 837	TURKEY	57 758	11 237	6 976
INDIA	41 137	4 287	2 624	ESTONIA	4 607	448	273
BANGLADESH	256	61	37	LATVIA	288	74	45
SRI LANKA	3 763	758	469	POLAND	147 477	25 290	15 604
THAILAND	1 343	949	593	CZECH REPUB	29 194	6 066	3 733
VIETNAM	2 614	1 050	657	SLOVAKIA	1 413	498	307
INDONESIA	95	198	117	HUNGARY	148 381	22 158	13 864
PHILIPPINES	4 479	1 775	1 092	ROMANIA	44 478	3 745	2 327
MONGOLIA	1 597	3 283	2 063	BULGARIA	50 055	12 380	7 500
CHINA	277 312	186 283	115 261	ALBANIA	18 337	4 314	2 668
NORTH KOREA	390	294	187	UKRAINE	1 269	225	139
SOUTH KOREA	247	115	74	MOLDOVA	27	58	37
JAPAN	147	508	320	RUSSIA	3 085	700	416
TAIWAN	31 150	37 471	23 129	GEORGIA	86	283	173
HONG KONG	3 130	2 274	1 405	KAZAKHSTAN	233	63	41
MACAO	19	67	41	UZBEKISTAN	247	253	149
AUSTRALIA	39 911	18 303	11 306	SLOVENIA	3 331	2 427	1 538
PAPUA NEW G	4	81	51	CROATIA	6 064	1 478	917
NEW ZEALAND	42 318	30 619	19 001	MACEDONIA	6 016	1 769	1 111
EXPORTS	2 580 897	429 274	265 927	MOROCCO	13 960	11 751	7 227
FRANCE	842 138	70 551	43 663	TUNISIA	1 091	280	162
BELGIUM LUX	541 025	20 336	12 591	EGYPT	20 325	6 828	4 208
NETHERLANDS	384 222	27 280	16 947	SUDAN	54 600	17 987	11 113
ITALY	53 481	19 092	11 816	NIGER	425	203	123
UNTD KINGDOM	12 252	6 804	4 198	CHAD	3 901	2 376	1 416
IRELAND	313	241	145	SENEGAL	717	458	277
DENMARK	24 509	10 825	6 706	SIERRA LEONE	2 470	429	266
GREECE	4 342	1 662	1 020	IVORY COAST	3 914	1 958	1 199
PORTUGAL	13 622	6 080	3 731	TOGO	252	523	325
SPAIN	17 875	10 094	6 264	NIGERIA	19 224	6 921	4 297
EU	1 893 779	172 965	107 081	CAMEROON	403	374	223
NORWAY	8 124	5 826	3 611	CENT AFR REP	831	372	220
SWEDEN	211 319	20 460	12 688	ZATRE	10 236	8 392	5 244
FINLAND	3 804	2 737	1 692	RWANDA	270	70	40
SWITZERLAND	47 887	24 689	15 317	ETHIOPIA	3 258	1 151	709
AUSTRIA	179 615	45 010	27 859	SOMALIA	353	199	120
TURKEY	2 362	1 392	860	KENYA	52 630	39 416	24 093
ESTONIA	777	281	173	UGANDA	70	80	50
LATVIA	458	405	254	TANZANIA	4 297	1 776	1 072
LITHUANIA	1 560	806	486	MADAGASCAR	2 111	813	505
POLAND	67 932	20 736	12 855	MAURITIUS	46	101	62
CZECH REPUB	21 262	10 601	6 590	ZIMBABWE	2 944	3 518	2 145
SLOVAKIA	1 661	1 378	860	MALAWI	294	120	76
HUNGARY	30 110	9 587	5 924	SOUTH AFRICA	48 552	20 506	12 733
ROMANIA	2 616	612	378	NAMIBIA	525	426	270
BULGARIA	2 060	909	558	SWAZILAND	508	87	55
UKRAINE	33	69	40	USA	136 065	103 212	63 470
RUSSIA	5 472	3 085	1 916	CANADA	13 846	5 009	3 073
SLOVENIA	2 270	3 648	2 281	MEXICO	9 009	7 753	4 752
CROATIA	8 967	13 089	8 043	GUATEMALA	17 769	11 628	7 187
SERB MONTNEG	712	351	226	HONDURAS	418	507	310
MACEDONIA	91	64	40	EL SALVADOR	377	533	338
MOROCCO	91	168	104	COSTA RICA	66 047	42 286	25 989
TUNISIA	1	143	83	PANAMA	6 314	4 385	2 713
EGYPT	1 826	2 827	1 765	HAITI	126	169	104
SOUTH AFRICA	12 711	10 038	6 193	DOMINIC REP	191	153	91
NAMIBIA	192	582	361	JAMICA	1 777	1 102	669
USA	13 450	12 143	7 509	ST LUCIA	1 720	278	169
CANADA	262	592	370	BARBADOS	116	89	55
MEXICO	643	395	249	TRINIDAD TOB	120	94	56
COLOMBIA	51	79	51	COLOMBIA	32 963	30 798	19 057
PERU	467	1 530	972	VENEZUELA	319	317	194
BRAZIL	16 817	8 294	5 108	ECUADOR	8 624	8 725	5 334
CHILE	166	225	141	PERU	3 517	3 115	1 921

6 IMPORTS AND EXPORTS (SPECIAL TRADE) BY GROUPS OF THE SITC-REV. III AND BY COUNTRIES OF PRODUCTION AND CONSUMPTION 1994

GROUP COUNTRY	DT = 100 KG	1 000 DM	1 000 \$	GROUP COUNTRY	DT = 100 KG	1 000 DM	1 000 \$
BRAZIL	7 815	6 830	4 183	CUBA	26	108	70
CHILE	19 654	7 750	4 796	HAITI	478	242	149
URUGUAY	295	389	237	DOMINIC REP	285	382	236
ARGENTINA	11 320	5 576	3 333	COLOMBIA	1 718	2 929	1 819
CYPRUS	587	284	165	VENEZUELA	3 117	8 493	5 128
IRAN	8 011	3 507	2 177	ECUADOR	519	669	410
ISRAEL	67 351	49 178	29 607	PERU	414	358	224
YEMEN	368	183	112	BRAZIL	8 547	12 715	7 988
AFGHANISTAN	998	150	88	CHILE	2 000	2 504	1 517
PAKISTAN	37 439	5 008	3 095	BOLIVIA	45	149	94
INDIA	212 359	39 382	24 276	PARAGUAY	571	206	127
BANGLADESH	115	63	40	URUGUAY	291	317	196
SRI LANKA	10 524	3 386	2 068	ARGENTINA	6 243	4 365	2 724
THAILAND	19 984	10 538	6 465	CYPRUS	236	246	150
VIETNAM	1 858	648	398	LEBANON	521	640	378
INDONESIA	44 289	6 522	4 044	SYRIA	1 493	1 370	880
MALAYSIA	5 602	1 222	764	IRAN	519	422	271
SINGAPORE	6 072	8 665	5 324	ISRAEL	2 488	2 357	1 457
PHILIPPINES	9 279	4 577	2 856	JORDAN	107	173	105
CHINA	60 591	16 524	10 151	SAUDI ARABIA	658	282	174
SOUTH KOREA	1 999	3 617	2 277	KUWAIT	53	65	42
JAPAN	1 543	5 875	3 623	ARAB EMIRAT	30	62	37
TAIWAN	3 157	2 147	1 309	YEMEN	26	97	58
HONG KONG	2 289	1 463	895	PAKISTAN	217	371	229
AUSTRALIA	738 519	27 177	16 417	INDIA	1 314	1 845	1 137
NEW ZEALAND	23 062	9 131	5 674	SRI LANKA	234	249	156
FIJI	1 130	923	577	NEPAL	8	51	31
VANUATU	346	319	200	MYANMAR	100	153	90
WEST SAMOA	515	128	81	THAILAND	1 112	993	611
EXPORTS	1 305 867	1 012 789	621 017	LAOS	16	92	58
FRANCE	182 278	126 425	76 347	VIETNAM	489	901	552
BELGIUM LUX	64 036	39 300	23 949	INDONESIA	2 228	3 151	1 961
NETHERLANDS	205 904	126 422	76 983	MALAYSIA	467	392	247
ITALY	73 627	58 113	35 594	SINGAPORE	1 070	1 182	733
UNTD KINGDOM	59 274	33 922	20 900	PHILIPPINES	1 670	896	566
IRELAND	6 029	2 613	1 597	CHINA	1 708	777	476
DENMARK	60 239	33 787	21 128	SOUTH KOREA	3 031	4 200	2 610
GREECE	2 564	2 614	1 599	JAPAN	5 927	13 516	8 272
PORTUGAL	4 889	4 541	2 824	TAIWAN	1 180	1 001	629
SPAIN	29 080	33 557	20 621	HONG KONG	2 614	1 861	1 144
EU	687 920	461 294	281 542	AUSTRALIA	3 162	4 159	2 567
CANARY IS	543	952	588	NEW ZEALAND	749	978	609
ICELAND	215	191	119	UNID COUNTR	1 235	833	511
NORWAY	14 970	7 515	4 733	321 COAL, NOT AGGLOMERATED			
SWEDEN	49 958	22 763	14 206	IMPORTS	154 833 376	1 151 003	711 915
FINLAND	20 181	15 460	9 639	FRANCE	2 502 070	55 439	34 329
SWITZERLAND	174 144	116 909	72 288	BELGIUM LUX	4 523 223	67 877	42 565
AUSTRIA	134 018	96 357	59 262	NETHERLANDS	8 141 510	60 678	37 628
MALTA	41	72	44	UNTD KINGDOM	974 380	7 430	4 478
TURKEY	3 973	15 693	9 305	EU	16 144 083	191 461	119 024
ESTONIA	1 653	2 117	1 314	NORWAY	1 159 778	12 589	7 843
LATVIA	1 020	829	506	POLAND	37 319 637	254 009	156 840
LITHUANIA	979	2 681	1 624	CZECH REPUB	7 712 136	63 783	40 065
POLAND	32 304	29 375	17 837	UKRAINE	28 369	606	390
CZECH REPUB	12 227	19 555	11 773	RUSSIA	1 572 663	10 566	6 459
SLOVAKIA	2 015	3 460	2 136	KAZAKHSTAN	5 636 737	5 635	3 476
HUNGARY	11 620	14 904	9 086	SOUTH AFRICA	51 965 514	303 230	186 951
ROMANIA	790	2 171	1 312	USA	5 762 962	62 187	38 137
BULGARIA	656	471	285	CANADA	122 787	1 505	949
ALBANIA	48	123	75	COLOMBIA	11 868 483	72 002	44 651
UKRAINE	1 781	3 997	2 447	VENEZUELA	1 768 507	12 538	7 636
BELARUS	534	1 654	978	VIETNAM	43 832	1 136	691
MOLDOVA	853	4 452	2 649	INDONESIA	2 677 042	18 994	11 855
RUSSIA	6 286	11 006	6 687	CHINA	129 777	1 678	1 021
GEORGIA	55	240	142	AUSTRALIA	15 920 563	139 070	85 919
KAZAKHSTAN	486	599	363	EXPORTS	20 246 871	408 054	250 568
TADJIKISTAN	57	62	41	FRANCE	1 890 570	57 154	35 435
SLOVENIA	6 410	3 972	2 439	BELGIUM LUX	12 166 776	260 401	159 594
CROATIA	4 998	2 679	1 666	NETHERLANDS	3 490 475	30 128	18 332
BOS HERZEGOV	79	375	242	ITALY	56 207	1 244	767
MACEDONIA	822	792	494	UNTD KINGDOM	2 111 957	47 376	29 177
MOROCCO	4 075	3 817	2 432	IRELAND	31 010	761	467
ALGERIA	353	347	223	DENMARK	20 603	409	253
TUNISIA	231	876	556	SPAIN	2 067	50	33
EGYPT	1 291	2 013	1 247	EU	19 769 665	397 523	244 058
SUDAN	62	81	50	NORWAY	330 434	5 539	3 332
BURKINA FASO	71	119	74	SWITZERLAND	96 870	3 174	1 978
GUINEA	12	60	37	AUSTRIA	39 882	1 303	818
LIBERIA	49	207	124	HUNGARY	1 200	59	36
IVORY COAST	45	217	138	SLOVENIA	2 972	109	69
GHANA	424	409	246	JORDAN	780	50	31
BENIN	55	242	150	INDONESIA	750	93	58
NIGERIA	1 437	1 749	1 053	322 BRIQUETTES, LIGNITE, PEAT			
CAMEROON	330	1 669	1 054	IMPORTS	33 856 015	189 888	116 925
CENT AFR REP	104	282	175	FRANCE	405 174	10 147	6 285
GABON	23	51	32	BELGIUM LUX	17 043	353	217
BURUNDI	333	1 159	747	NETHERLANDS	782 172	9 799	6 013
ETHIOPIA	189	190	121	UNTD KINGDOM	7 984	207	131
KENYA	409	1 702	1 059	IRELAND	4 359	1 94	55
MADAGASCAR	60	198	121	DENMARK	5 899	157	95
MAURITIUS	90	336	205	EU	1 222 631	20 757	12 796
ZAMBIA	85	326	207	SWEDEN	40 112	1 295	798
ZIMBABWE	119	334	207	FINLAND	14 708	190	113
MALAWI	20	111	71	SWITZERLAND	7 548	99	59
SOUTH AFRICA	4 661	4 075	2 509	AUSTRIA	28 079	780	479
NAMIBIA	80	251	157	ESTONIA	472 268	3 859	2 418
USA	47 693	59 039	36 457	LATVIA	750 962	6 516	4 002
CANADA	6 190	7 799	4 840	LITHUANIA	392 681	4 605	2 798
MEXICO	4 959	4 031	2 492				
GUATEMALA	983	529	323				
HONDURAS	58	69	44				
EL SALVADOR	106	137	82				
COSTA RICA	116	137	82				
PANAMA	149	127	78				

6 IMPORTS AND EXPORTS (SPECIAL TRADE) BY GROUPS OF THE SITC-REV. III AND BY COUNTRIES OF PRODUCTION AND CONSUMPTION 1994

GROUP COUNTRY	DT = 100 KG	1 000 DM	1 000 \$	GROUP COUNTRY	DT = 100 KG	1 000 DM	1 000 \$
POLAND	7 364 555	39 803	24 300	333 PETROLEUM OILS, CRUDE			
CZECH REPUB. L	22 346 060	97 811	60 548	IMPORTS	1 075 788 717	20 819 048	12 878 107
BELARUS	51 172	375	229	NETHERLANDS	1 882 876	30 290	18 917
RUSSIA	115 240	1 269	770	ITALY	5 756 294	119 132	74 437
SOUTH AFRICA	53 121	301	186	UNTD KINGDOM	173 039 778	3 431 744	2 114 368
CANADA	118	47	30	EU	180 678 948	3 581 166	2 207 722
COLOMBIA	147 852	1 287	786	NORWAY	192 990 284	3 931 775	2 429 142
VIETNAM	30 624	592	377	RUSSIA	230 055 808	4 083 962	2 531 127
INDONESIA	12 421	131	84	ALGERIA	72 171 547	1 572 207	973 229
AUSTRALIA	804 428	10 134	6 130	TUNISIA	2 384 848	46 961	29 389
EXPORTS	30 455 251	414 665	255 744	LIBYA	118 339 248	2 361 324	1 459 424
FRANCE	4 664 534	94 337	58 390	NIGERIA	69 499 726	1 470 991	902 445
BELGIUM LUX	3 532 021	46 496	28 647	CAMEROON	2 170 090	35 155	21 533
NETHERLANDS	11 853 414	68 035	42 184	GABON	1 347 730	25 721	16 861
ITALY	2 317 664	46 885	28 760	ANGOLA	11 871 760	254 154	160 131
UNTD KINGDOM	1 029 390	24 641	14 954	VENEZUELA	39 075 912	622 888	390 116
IRELAND	354 536	5 796	3 570	SYRIA	49 814 262	904 977	566 670
DENMARK	138 289	2 479	1 543	IRAN	19 931 594	365 650	227 849
GREECE	119 931	2 162	1 326	SAUDI ARABIA	70 827 026	1 278 626	788 214
PORTUGAL	55 255	1 402	869	KUWAIT	10 993 507	202 340	126 091
SPAIN	625 827	13 191	8 128	ARAB EMIRAT	313 072	5 996	3 755
EU	24 690 861	305 424	188 371	YEMEN	2 815 415	63 205	37 175
CANARY IS	34 405	942	601	INDIA	508 140	11 949	7 233
NORWAY	6 772	170	102	EXPORTS	10 755 709	189 250	119 278
SWEDEN	23 014	1 650	1 019	FRANCE	3 593 692	61 978	38 883
SWITZERLAND	1 403 063	26 526	16 242	NETHERLANDS	721 651	13 517	8 369
AUSTRIA	2 893 650	53 046	32 630	UNTD KINGDOM	1 272 998	22 882	15 070
TURKEY	50 552	1 186	745	EU	5 588 341	98 377	62 322
POLAND	66 398	244	151	FINLAND	4 766 617	83 172	51 954
HUNGARY	421 614	4 305	2 688	POLAND	400 239	7 685	4 994
SLOVENIA	11 175	271	169	334 PETROLEUM PRODUCTS			
CROATIA	7 514	160	101	IMPORTS	370 627 552	9 418 149	5 822 192
MOROCCO	217 666	4 799	3 014	FRANCE	14 498 255	464 838	288 263
TUNISIA	2 025	73	48	BELGIUM LUX	33 695 396	922 508	573 680
EGYPT	21 740	601	380	NETHERLANDS	194 094 768	4 971 577	3 069 500
IVORY COAST	1 188	50	33	ITALY	4 177 704	119 888	75 145
REUNION	8 130	232	148	UNTD KINGDOM	18 150 468	436 396	268 887
SOUTH AFRICA	2 538	77	48	DENMARK	7 522 579	176 337	108 549
GUADELOUPE	4 144	91	58	GREECE	225 051	5 897	3 832
MARTINIQUE	4 527	83	52	PORTUGAL	269 063	7 123	4 529
CYPRUS	35 714	803	496	SPAIN	2 584 886	42 567	26 472
LEBANON	19 462	458	285	EU	275 218 192	7 147 133	4 418 859
SYRIA	1 940	49	30	CEUTA MEL	31 014	1 239	792
ISRAEL	58 026	1 696	1 057	NORWAY	17 384 861	435 345	268 542
JORDAN	22 728	676	418	SWEDEN	11 987 017	300 635	184 677
SAUDI ARABIA	99 358	2 730	1 691	FINLAND	1 787 286	52 200	31 848
KUWAIT	30 615	980	620	SWITZERLAND	3 099 832	57 760	35 831
BAHRAIN	6 561	162	100	AUSTRIA	156 392	7 016	4 271
QATAR	5 171	119	73	ESTONIA	1 214 021	22 012	13 811
ARAB EMIRAT	28 336	520	329	LATVIA	5 434 656	126 634	78 762
OMAN	17 345	368	227	LITHUANIA	50 119	772	455
MALAYSIA	2 572	79	48	POLAND	3 021 772	44 206	27 861
SINGAPORE	1 432	49	32	CZECH REPUB. L	1 806 847	52 880	32 673
SOUTH KOREA	26 798	590	368	SLOVAKIA	112 999	5 431	3 418
JAPAN	129 484	3 013	1 868	HUNGARY	2 190 661	57 561	35 839
TAIWAN	40 390	1 148	708	ROMANIA	114 268	4 976	3 113
HONG KONG	10 665	282	173	BELARUS	654 441	15 175	9 711
AUSTRALIA	36 557	758	466	RUSSIA	19 442 341	441 647	275 999
325 COKE, SEMI-COKE, RET. CARBN				CROATIA	7 345	233	139
IMPORTS	25 803 039	415 836	257 427	MOROCCO	984 429	25 890	16 421
FRANCE	540 202	14 279	8 778	ALGERIA	4 058 767	96 567	60 252
BELGIUM LUX	4 646 849	32 490	56 730	LIBYA	3 510 747	85 919	54 386
NETHERLANDS	1 296 898	24 179	15 169	EGYPT	2 188 566	51 709	30 821
ITALY	38 036	1 113	694	GAMBIA	10 001	473	290
UNTD KINGDOM	76 983	1 102	688	GHANA	128 093	2 798	1 751
DENMARK	32 067	938	585	MADAGASCAR	125 031	3 164	2 022
SPAIN	22 537	729	445	SOUTH AFRICA	3 532	321	197
EU	6 653 572	134 830	83 089	USA	2 835 610	108 410	64 303
POLAND	8 868 576	133 274	82 903	CANADA	12 045	986	590
CZECH REPUB. L	3 486 484	50 390	31 536	BERMUDA	122 112	2 806	1 722
SLOVAKIA	10 664	195	112	DOMINIC REP	261 710	6 793	4 474
HUNGARY	323 490	6 001	3 654	NETH ANTILL	856 786	10 225	5 958
RUSSIA	724 165	8 787	5 472	VENEZUELA	3 837 541	43 719	27 183
EGYPT	8 972	157	93	ARGENTINA	268 754	7 728	4 976
SOUTH AFRICA	19 811	172	100	ISRAEL	805 745	20 235	12 381
USA	139 754	1 374	846	SAUDI ARABIA	4 173 575	98 083	58 929
COLOMBIA	162 529	2 143	1 232	KUWAIT	2 162 963	55 276	34 137
CHINA	3 844 804	57 636	35 719	BAHRAIN	294 471	6 871	3 960
JAPAN	1 530 924	20 037	12 154	INDIA	216 140	5 977	3 809
AUSTRALIA	25 118	777	479	SINGAPORE	131 523	4 172	2 501
EXPORTS	10 229 676	221 020	135 424	JAPAN	17 475	3 770	2 328
FRANCE	148 005	4 469	2 772	HONG KONG	29	54	33
BELGIUM LUX	7 478 462	158 836	97 215	SHIPS SUPPL	4 126	3 266	2 117
NETHERLANDS	1 375 391	25 088	15 235	EXPORTS	155 318 394	4 389 612	2 716 356
ITALY	190 078	7 309	4 526	FRANCE	20 241 012	572 516	353 194
UNTD KINGDOM	16 405	320	204	BELGIUM LUX	7 103 796	202 091	124 399
DENMARK	3 956	148	91	NETHERLANDS	20 029 530	448 202	278 310
PORTUGAL	1 549	75	46	ITALY	3 225 263	73 863	46 399
SPAIN	39 344	788	465	UNTD KINGDOM	11 434 256	233 537	145 786
EU	9 253 190	197 093	120 554	IRELAND	4 555	871	539
NORWAY	331 440	5 187	3 192	DENMARK	3 080 511	81 608	50 963
SWEDEN	2 996	197	121	GREECE	319 624	23 354	14 607
FINLAND	35 670	924	581	PORTUGAL	637 265	21 895	13 973
SWITZERLAND	190 583	6 157	3 812	SPAIN	882 540	44 876	27 335
AUSTRIA	398 094	10 887	6 798	EU	66 958 352	1 702 813	1 055 505
CZECH REPUB. L	4 575	105	69	CANARY IS	2 190	195	120
HUNGARY	860	56	32	ICELAND	9 367	1 809	1 113
BRAZIL	10 000	281	181				

6 IMPORTS AND EXPORTS (SPECIAL TRADE) BY GROUPS OF THE SITC-REV. III AND BY COUNTRIES OF PRODUCTION AND CONSUMPTION 1994

GROUP COUNTRY	DT = 100 KG	1 000 DM	1 000 \$	GROUP COUNTRY	DT = 100 KG	1 000 DM	1 000 \$
NORWAY	2 747 476	66 917	41 048	335 RESIDUAL PETROL PRODUCTS			
SWEDEN	10 878 961	232 094	144 568	IMPORTS	36 420 784	872 213	539 000
FINLAND	65 588	8 314	5 147	FRANCE	1 749 223	59 783	36 851
SWITZERLAND	25 634 556	770 994	476 861	BELGIUM LUX	5 150 452	126 181	78 474
AUSTRIA	13 222 248	389 622	241 452	NETHERLANDS	7 011 852	189 416	116 803
MALTA	333	83	50	ITALY	1 655 220	11 297	7 043
SAN MARINO	9 575	630	389	UNITD KINGDOM	1 592 161	69 039	42 478
TURKEY	35 204	5 940	3 677	DENMARK	305 154	10 269	6 308
ESTONIA	9 042	1 798	1 125	PORTUGAL	79 115	2 487	1 505
LATVIA	7 923	1 251	774	SPAIN	297 929	10 979	6 801
LITHUANIA	17 955	2 793	1 725	EU	16 351 106	479 453	296 264
POLAND	2 078 340	80 148	49 356	NORWAY	145 044	3 609	2 263
CZECH REPUB	2 152 065	78 719	48 916	SWEDEN	56 058	1 903	1 169
SLOVAKIA	66 177	4 907	2 992	SWITZERLAND	57 116	4 768	2 981
HUNGARY	328 957	20 440	12 657	AUSTRIA	899 506	25 322	15 653
ROMANIA	24 355	8 328	5 224	TURKEY	48 160	1 607	1 036
BULGARIA	26 425	5 387	3 328	LITHUANIA	3 516	68	40
ALBANIA	665	212	136	POLAND	1 621 848	26 440	16 485
UKRAINE	42 545	6 152	3 796	CZECH REPUB	1 738 596	27 931	17 471
BELARUS	4 054	1 218	750	SLOVAKIA	166 659	4 763	2 979
MOLDOVA	2 320	548	346	HUNGARY	402 044	20 431	12 585
RUSSIA	55 382	11 329	6 869	BULGARIA	84 169	2 766	1 729
GEORGIA	109	54	36	UKRAINE	10 493	513	299
KAZAKHSTAN	2 188	408	253	BELARUS	5 836	149	87
TURKMENISTAN	1 021	225	134	RUSSIA	492 151	14 366	8 831
UZBEKISTAN	1 186	205	125	UZBEKISTAN	3 255	122	71
SLOVENIA	49 409	15 111	9 346	CROATIA	24 482	1 806	1 082
CROATIA	28 706	11 075	6 913	LIBYA	101 492	2 888	1 777
SERB MONTNEG	301	66	40	EGYPT	288 983	8 656	5 413
MACEDONIA	7 060	2 128	1 328	SOUTH AFRICA	397 322	31 307	19 267
MOROCCO	1 757	252	157	USA	12 222 363	166 813	102 498
ALGERIA	1 301	429	266	CANADA	94 957	4 276	2 611
TUNISIA	1 016	298	181	BRAZIL	339 456	13 776	8 656
LIBYA	17 138	2 965	1 842	ARGENTINA	387 253	4 744	2 905
EGYPT	39 987	5 165	3 282	ISRAEL	6 293	655	418
SUDAN	598	117	73	THAILAND	754	71	43
MAURITANIA	297	166	104	INDONESIA	70 076	1 883	1 169
SENEGAL	124	91	55	MALAYSIA	20 503	1 894	1 231
GUINEA	568	101	63	CHINA	128 574	7 881	4 910
SIERRA LEONE	1 301	146	90	SOUTH KOREA	97 563	1 862	1 192
IVORY COAST	768	156	98	JAPAN	151 976	9 381	5 818
GHANA	5 431	989	605	EXPORTS	19 338 367	697 810	432 652
NIGERIA	7 457	1 226	751	FRANCE	3 884 258	84 302	52 306
CONGO	296	50	31	BELGIUM LUX	2 066 499	53 798	33 338
ANGOLA	51	75	49	NETHERLANDS	4 404 063	129 905	80 660
ETHIOPIA	1 208	116	73	ITALY	280 470	20 079	12 382
KENYA	25 349	2 329	1 421	UNITD KINGDOM	231 679	18 167	11 200
TANZANIA	5 330	914	571	IRELAND	18 000	2 520	1 563
ZIMBABWE	1 172	322	201	DENMARK	820 036	32 775	20 459
SOUTH AFRICA	339 520	16 598	9 895	GREECE	18 502	2 291	1 418
USA	9 120 851	180 500	110 120	PORTUGAL	2 332	607	372
CANADA	1 152	769	473	SPAIN	102 446	4 864	3 008
MEXICO	3 105	1 355	843	EU	11 828 285	349 308	216 706
GUATEMALA	2 278	303	184	ICELAND	3 229	267	163
HONDURAS	622	87	55	NORWAY	267 366	9 111	5 666
EL SALVADOR	2 974	427	264	SWEDEN	321 953	22 587	14 050
COSTA RICA	912	155	93	FINLAND	122 570	9 665	5 998
PANAMA	609	74	48	SWITZERLAND	1 395 783	42 881	26 605
CUBA	856	164	105	AUSTRIA	1 832 546	54 899	34 237
DOMINIC REP	976	142	89	MALTA	3 058	355	218
TRINIDAD TOB	669	92	60	TURKEY	35 138	3 410	2 082
COLOMBIA	1 267	370	226	ESTONIA	848	80	52
VENEZUELA	445	163	98	LITHUANIA	1 096	155	97
ECUADOR	917	173	104	POLAND	86 370	8 563	5 391
PERU	2 444	611	384	CZECH REPUB	178 734	7 898	4 954
BRAZIL	17 053	3 066	1 942	SLOVAKIA	168 830	5 465	3 449
CHILE	4 101	772	470	HUNGARY	46 683	3 761	2 349
URUGUAY	1 771	396	242	ROMANIA	293 977	1 512	951
ARGENTINA	75 101	3 101	1 847	BULGARIA	1 893	268	167
CYPRUS	3 555	620	381	UKRAINE	2 783	283	182
LEBANON	19 308	3 161	1 966	BELARUS	614	107	66
SYRIA	1 400	292	182	RUSSIA	368 165	13 122	8 033
IRAN	4 736	967	579	SLOVENIA	245 535	6 155	3 811
ISRAEL	42 000	7 782	4 823	CROATIA	3 698	53	336
JORDAN	2 491	616	376	BOS HERZEGOV	434	57	35
SAUDI ARABIA	7 391	2 322	1 456	SERB MONTNEG	504	88	56
KUWAIT	8 603	2 359	1 480	MACEDONIA	805	121	77
BAHRAIN	850	232	145	MOROCCO	17 493	1 298	826
QATAR	356	111	69	ALGERIA	480	101	64
ARAB EMIRAT	9 175	8 785	5 556	TUNISIA	5 038	521	321
OMAN	1 051	146	89	LIBYA	2 031	413	263
YEMEN	4 779	562	345	EGYPT	6 125	686	417
AFGHANISTAN	9 009	1 286	804	SUDAN	3 501	511	322
PAKISTAN	3 905	926	575	MAURITANIA	3 305	512	314
INDIA	39 235	5 966	3 714	MALI	1 374	189	118
BANGLADESH	1 265	211	133	SENEGAL	10 592	1 179	729
SRI LANKA	1 110	285	176	GAMBIA	540	57	35
MYANMAR	72	55	34	SIERRA LEONE	1 599	173	107
THAILAND	21 345	4 171	2 589	LIBERIA	1 550	148	93
VIETNAM	354	152	92	IVORY COAST	6 757	823	508
INDONESIA	19 698	2 787	1 724	GHANA	103 262	3 694	2 276
MALAYSIA	65 868	8 589	5 373	NIGERIA	55 076	6 501	3 985
SINGAPORE	23 436	4 160	2 577	ZAIRE	837	112	72
PHILIPPINES	5 635	873	542	BURUNDI	606	73	45
CHINA	13 863	3 109	1 931	ETHIOPIA	5 107	613	366
NORTH KOREA	382	114	66	KENYA	29 747	3 519	2 179
SOUTH KOREA	26 420	3 581	2 205	TANZANIA	19 148	2 072	1 278
JAPAN	64 657	11 470	7 095	SEYHELLES	600	84	51
TAIWAN	91 543	18 745	11 591	MAURITIUS	221	50	32
HONG KONG	23 649	5 870	3 655	ZIMBABWE	1 774	188	113
AUSTRALIA	43 013	5 938	3 685	MALAWI	3 319	524	317
NEW ZEALAND	6 422	831	509	SOUTH AFRICA	77 658	7 485	4 615
POLAR REG	2 286	165	105				
SHIPS SUPPL	20 585 151	624 358	385 648				
UNID COUNTR	1 894	230	139				

6 IMPORTS AND EXPORTS (SPECIAL TRADE) BY GROUPS OF THE SITC-REV. III AND BY COUNTRIES OF PRODUCTION AND CONSUMPTION 1994

GROUP COUNTRY	DT = 100 KG	1 000 DM	1 000 \$	GROUP COUNTRY	DT = 100 KG	1 000 DM	1 000 \$
SWAZILAND	790	82	51	344 PETROLEUM GASES, NES			
USA	189 859	24 380	14 986	IMPORTS	1 792 372	42 078	26 072
CANADA	409 167	11 245	6 921	FRANCE	128 409	4 181	2 561
MEXICO	5 889	1 067	655	BELGIUM LUX	1 103 193	24 239	14 975
GUATEMALA	46 067	4 796	2 930	NETHERLANDS	250 491	6 985	4 432
EL SALVADOR	2 432	284	177	NORWAY	257 707	3 782	2 339
COSTA RICA	6 834	908	562	SWITZERLAND		840	527
CUBA	1 565	284	181	CZECH REPUBL	10 408	185	120
HAITI	1 272	137	87	HUNGARY	1 055	115	66
DOMINIC REP	62 763	6 004	3 688	BRAZIL	40 363	1 633	985
DOMINICA	1 000	107	66	EXPORTS	2 442 436	51 551	31 958
JAMAICA	3 383	372	231				
TRINIDAD TOB	2 024	214	135	351 ELECTRIC CURRENT, MWH			
COLOMBIA	5 237	743	454	IMPORTS	17 828 361	1 281 740	793 995
VENEZUELA	163 282	6 138	3 806	FRANCE	2 021 673	98 962	61 599
GUYANA	760	89	56	BELGIUM LUX		52 728	32 694
ECUADOR	9 573	1 045	661	ITALY	0	6 462	3 707
PERU	4 929	618	383	EU	2 021 760	254 321	157 647
BRAZIL	441 856	15 189	9 391	SWITZERLAND	6 545 479	426 842	265 005
CHILE	37 990	3 677	2 291	AUSTRIA	4 397 530	511 791	315 993
PARAGUAY	1 372	206	127	CZECH REPUBL	201 145	13 586	8 375
URUGUAY	889	118	73	SLOVAKIA	39 000	2 745	1 575
ARGENTINA	15 263	1 706	1 057	EXPORTS	18 568 893	797 420	488 674
CYPRUS	1 110	118	75	FRANCE	1 064 585	37 233	22 710
LEBANON	1 416	119	70	EU	1 064 585	455 759	280 169
SYRIA	6 426	623	388	SWEDEN	25 383	1 037	662
IRAN	8 721	899	562	SWITZERLAND	2 746 664	136 721	83 418
ISRAEL	43 288	2 593	1 597	AUSTRIA	2 484 626	159 355	97 366
JORDAN	1 281	125	81	CZECH REPUBL	451 350	18 054	10 900
SAUDI ARABIA	1 898	395	248	SLOVAKIA	126 700	4 919	3 216
BAHRAIN	306 895	10 577	6 603	HUNGARY	610 685	21 575	12 943
ARAB EMIRAT	5 080	764	464	411 ANIMAL OILS AND FATS			
PAKISTAN	2 706	452	277	IMPORTS	1 828 038	152 848	94 281
INDIA	108 470	12 161	7 232	FRANCE	107 840	15 473	9 566
BANGLADESH	803	121	72	BELGIUM LUX	63 538	7 486	4 655
SRI LANKA	229	60	37	NETHERLANDS	287 137	26 788	16 650
MYANMAR	352	73	44	ITALY	113 659	14 624	9 094
THAILAND	7 076	1 101	675	UNTD KINGDOM	10 695	5 499	3 411
VIETNAM	998	120	72	IRELAND	3 617	818	500
INDONESIA	20 154	2 160	1 335	DENMARK	140 575	10 707	6 573
MALAYSIA	4 165	793	494	SPAIN	45 271	6 907	4 234
SINGAPORE	15 289	1 162	724	EU	772 563	88 332	54 703
PHILIPPINES	2 478	389	237	ICELAND	30 836	1 916	1 187
CHINA	10 785	1 685	1 058	NORWAY	56 353	5 359	3 321
SOUTH KOREA	39 076	3 840	2 406	SWEDEN	15 513	1 377	854
JAPAN	4 980	1 373	850	AUSTRIA	45 522	1 879	1 163
TAIWAN	18 239	2 682	1 661	CZECH REPUBL	1 896	109	67
HONG KONG	3 487	673	416	SLOVAKIA	872	58	35
AUSTRALIA	5 161	801	491	HUNGARY	36 687	3 560	2 191
UNID COUNTR	1 034	80	49	USA	215 823	13 997	8 580
				CANADA	24 993	1 697	1 015
342 LIQUEFIED PROPANE,BUTANE				PANAMA	7 500	446	256
IMPORTS	9 329 258	254 431	155 588	PERU	550 395	26 546	16 308
FRANCE	194 005	7 960	4 980	CHILE	52 050	3 571	2 142
BELGIUM LUX	915 791	25 820	15 860	SINGAPORE	187	96	57
NETHERLANDS	3 271 550	92 956	56 836	MONGOLIA	86	50	32
ITALY	4 346	1 309	802	JAPAN	3 449	2 023	1 253
UNTD KINGDOM	2 810 035	71 874	43 664	TAIWAN	1 887	179	108
EU	7 195 727	199 919	122 142	NEW ZEALAND	9 109	1 487	908
NORWAY	1 827 482	46 887	28 801	EXPORTS	2 329 720	193 631	119 976
SWEDEN	101 941	2 940	1 731	FRANCE	339 134	20 726	12 957
SWITZERLAND	65 551	1 443	914	BELGIUM LUX	252 285	18 850	11 706
CZECH REPUBL	132 506	2 982	1 843	NETHERLANDS	1 043 919	77 832	47 952
SLOVAKIA	3 753	101	58	ITALY	98 737	9 221	5 803
HUNGARY	1 925	78	45	UNTD KINGDOM	158 147	15 724	9 828
SOUTH KOREA	172	58	39	IRELAND	6 273	792	498
EXPORTS	5 847 713	154 969	95 575	DENMARK	96 932	7 964	4 941
FRANCE	358 260	12 103	7 420	GREECE	4 348	801	503
BELGIUM LUX	256 187	6 335	3 857	PORTUGAL	7 763	1 088	683
NETHERLANDS	2 163 786	55 651	34 995	SPAIN	73 611	8 520	5 307
ITALY	231 936	5 848	3 579	EU	2 081 149	161 518	100 178
UNTD KINGDOM	410 931	8 451	5 186	NORWAY	4 691	355	211
IRELAND	2 246	52	30	SWEDEN	21 502	1 963	1 236
DENMARK	5 640	199	119	SWITZERLAND	30 212	2 921	1 835
GREECE	1 431	177	111	AUSTRIA	28 324	2 908	1 824
PORTUGAL	309 539	6 391	3 814	TURKEY	9 648	1 205	744
SPAIN	87 054	1 764	1 028	LITHUANIA	6 721	984	597
EU	3 827 070	96 871	59 539	POLAND	10 519	936	556
NORWAY	10 112	209	127	CZECH REPUBL	42 068	3 506	2 096
SWEDEN	363	50	34	SLOVAKIA	773	106	68
SWITZERLAND	256 913	9 657	5 985	HUNGARY	10 765	1 020	633
AUSTRIA	793 369	21 994	13 602	ROMANIA	1 628	211	135
TURKEY	1 656	236	144	BULGARIA	691	212	135
POLAND	637 453	17 357	10 859	RUSSIA	11 250	1 572	993
CZECH REPUBL	84 485	2 508	1 583	SLOVENIA	554	216	135
SLOVENIA	14 639	575	358	CROATIA	549	119	72
MOROCCO	101 391	2 304	1 392	SERB MONTNEG	99	53	33
IVORY COAST	17 284	327	211	MACEDONIA	269	84	53
NIGERIA	28 492	615	396	MOROCCO	28	102	61
CUBA	69 166	1 625	955	ALGERIA	181	67	40
ISRAEL	3 970	391	243	EGYPT	311	112	73
JAPAN	121	144	92	SUDAN	192	61	36
				IVORY COAST	44	54	32
343 NATURAL GAS							
IMPORTS	467 741 343	8 718 292	5 360 606				
EXPORTS	14 642 473	448 499	276 149				

6 IMPORTS AND EXPORTS (SPECIAL TRADE) BY GROUPS OF THE SITC-REV. III AND BY COUNTRIES OF PRODUCTION AND CONSUMPTION 1994

GROUP COUNTRY	DT = 100 KG	1 000 DM	1 000 \$	GROUP COUNTRY	DT = 100 KG	1 000 DM	1 000 \$
NIGERIA	1 760	205	125	LIBERIA	403	66	40
BURUNDI	3 874	304	195	IVORY COAST	6 499	973	591
ANGOLA	2 209	203	117	BENIN	1 748	252	163
ETHIOPIA	999	94	60	CONGO	2 050	292	177
TANZANIA	15 755	1 365	857	ETHIOPIA	2 870	392	225
SOUTH AFRICA	8 597	1 073	673	KENYA	476	64	41
USA	1 186	1 853	1 135	TANZANIA	400	51	33
MEXICO	1 064	3 404	2 082	ZAMBIA	3 496	514	322
GUATEMALA	61	128	79	SOUTH AFRICA	422	75	45
COLOMBIA	224	169	104	LESOTHO	5 244	766	480
VENEZUELA	345	107	68	USA	34 673	3 624	2 217
BRAZIL	354	171	105	CANADA	944	75	45
CHILE	200	356	220	MEXICO	75 621	7 255	4 422
ARGENTINA	33	119	72	TRINIDAD TOB	1 366	214	136
LEBANON	13	53	32	BRAZIL	10 524	918	527
IRAN	16 272	1 525	898	SYRIA	1 271	170	108
ISRAEL	2 634	290	181	ISRAEL	27 443	2 999	1 798
JORDAN	9 449	711	439	INDIA	2 622	393	257
INDIA	404	166	102	INDONESIA	11 880	1 540	989
THAILAND	97	165	107	MALAYSIA	86 772	8 820	5 729
INDONESIA	196	151	94	SINGAPORE	18 065	1 695	1 101
CHINA	151	190	120	MONGOLIA	5 156	852	520
JAPAN	15	51	30	CHINA	2 448 082	228 061	143 342
TAIWAN	82	52	31	JAPAN	5 102	548	349
				TAIWAN	1 982	264	167
				HONG KONG	164 350	16 051	9 832
				FIJI	17 080	1 668	1 036
421 FIXED VEG.FAT,OILS, SOFT				422 FIXED VEG.FAT,OILS,OTHER			
IMPORTS	3 298 257	431 836	267 557	IMPORTS	8 126 987	757 311	470 592
FRANCE	586 240	67 503	41 414	FRANCE	39 104	5 565	3 464
BELGIUM LUX	285 015	31 193	19 285	BELGIUM LUX	86 533	10 955	6 872
NETHERLANDS	1 627 716	175 509	108 988	NETHERLANDS	561 425	64 103	39 909
ITALY	119 645	61 622	38 388	ITALY	140 857	37 504	23 214
UNTD KINGDOM	28 668	3 357	2 146	UNTD KINGDOM	14 015	4 027	2 508
DENMARK	89 994	8 686	5 266	DENMARK	45 018	6 844	4 233
GREECE	4 364	2 451	1 510	SPAIN	958	500	312
PORTUGAL	662	339	213	EU	888 071	129 518	80 523
SPAIN	22 281	9 690	6 032	SWEDEN	4 077	733	462
EU	2 764 585	360 352	223 243	SWITZERLAND	4 445	1 336	820
SWEDEN	31 201	3 208	1 878	AUSTRIA	1 465	1 143	705
SWITZERLAND	2 313	394	236	TURKEY	136	66	38
AUSTRIA	724	87	50	POLAND	855	1 204	735
TURKEY	3 647	812	495	HUNGARY	134	303	186
CZECH REPUB	2 697	200	119	RUSSIA	604	66	43
HUNGARY	1 721	194	117	SLOVENIA	128	113	73
BULGARIA	14 185	1 189	739	GUINEA	9 500	452	278
UKRAINE	2 000	193	127	IVORY COAST	502 295	40 497	24 460
MOROCCO	608	181	105	BENIN	9 808	735	468
MOROCCO	58 516	9 690	6 008	NIGERIA	53 401	5 785	3 649
SENEGAL	144 962	19 676	12 180	CAMEROON	4 841	356	218
USA	56 506	9 744	6 159	ZAIRE	1 489	146	96
MEXICO	1 315	299	182	KENYA	77	47	30
VENEZUELA	25 311	3 500	2 146	SOUTH AFRICA	995	648	407
BRAZIL	164 130	18 053	11 349	USA	14 872	6 316	3 884
ARGENTINA	462	423	256	CANADA	114	52	33
SINGAPORE	20 096	2 777	1 648	BRAZIL	7 440	1 230	773
CHINA	103	111	70	CHILE	51	57	37
JAPAN	217	150	89	ARGENTINA	1 438	386	236
HONG KONG	1 478	377	225	ISRAEL	787	512	317
AUSTRALIA				INDIA	145 096	19 302	11 886
EXPORTS	9 373 650	958 258	594 908	INDONESIA	3 463 663	285 659	177 415
FRANCE	297 635	34 400	21 324	MALAYSIA	1 550 534	120 458	74 409
BELGIUM LUX	257 251	27 200	17 013	SINGAPORE	354	134	81
NETHERLANDS	2 663 392	260 858	161 603	PHILIPPINES	1 336 530	127 355	80 358
ITALY	554 660	56 821	34 816	CHINA	8 136	2 209	1 362
UNTD KINGDOM	314 587	34 204	20 828	JAPAN	296	457	289
IRELAND	18 834	1 960	1 246	AUSTRALIA	49 572	515	133
DENMARK	515 165	52 009	32 091	PAPUA NEW G	46 176	3 692	2 334
GREECE	229	99	60	SOLOMON IS	46 176	4 162	2 596
SPAIN	14 438	1 857	1 134	FR POLYNESIA	18 107	1 771	1 142
EU	4 636 289	469 447	290 140	EXPORTS	1 280 475	140 335	86 976
CANARY IS	7 989	908	526	FRANCE	183 095	22 807	14 149
ICELAND	1 931	239	147	BELGIUM LUX	74 946	8 495	5 131
NORWAY	44 431	4 426	2 761	NETHERLANDS	388 747	31 917	19 927
SWEDEN	314 551	32 050	19 538	ITALY	136 780	17 249	10 682
FINLAND	50 641	5 429	3 447	UNTD KINGDOM	15 763	4 293	2 643
SWITZERLAND	79 947	10 200	6 307	IRELAND	2 637	491	314
AUSTRIA	223 861	25 521	15 807	DENMARK	61 225	7 232	4 492
ESTONIA	15 080	2 184	1 371	GREECE	11 371	1 356	826
LATVIA	32 994	4 940	3 114	PORTUGAL	1 571	375	229
LITHUANIA	69 388	10 079	6 269	SPAIN	75 004	5 790	3 609
POLAND	575 569	62 056	38 189	EU	951 139	100 006	62 002
CZECH REPUB	187 725	22 324	13 954	ICELAND	876	99	60
SLOVAKIA	9 016	1 092	671	NORWAY	10 100	1 117	686
HUNGARY	5 904	703	425	SWEDEN	11 653	992	619
ROMANIA	4 493	704	454	FINLAND	4 522	492	303
BULGARIA	1 013	124	79	SWITZERLAND	22 009	4 473	2 763
ALBANIA	628	55	33	AUSTRIA	46 430	6 001	3 720
UKRAINE	1 695	286	181	TURKEY	512	140	85
BELARUS	16 867	2 604	1 643	ESTONIA	3 109	384	243
RUSSIA	68 283	12 216	7 648	LATVIA	831	73	44
AZERBAIJAN	1 005	168	107	LITHUANIA	554	59	32
KAZAKHSTAN	2 601	443	264	POLAND	117 920	13 135	8 160
KYRGHYZSTAN	460	69	42	CZECH REPUB	53 745	5 345	3 294
SLOVENIA	1 653	240	146	SLOVAKIA	1 071	121	71
CROATIA	10 125	1 476	902	HUNGARY	9 660	1 260	791
BOS HERZEGOV	6 295	870	535	ROMANIA	2 978	348	222
EGYPT	1 533	300	189	BULGARIA	1 378	204	127
BURKINA FASO	12 293	1 878	1 221	RUSSIA	1 426	235	150
NIGER	3 846	568	357	KAZAKHSTAN	413	67	40
CAPE VERDE	2 622	383	231	SLOVENIA	2 017	300	182
SENEGAL	21 048	2 030	1 291				
GAMBIA	2 624	405	237				
GUINEA	13 715	1 887	1 150				
SIERRA LEONE	7 788	1 096	680				

6 IMPORTS AND EXPORTS (SPECIAL TRADE) BY GROUPS OF THE SITC-REV. III AND BY COUNTRIES OF PRODUCTION AND CONSUMPTION 1994

GROUP COUNTRY	DT = 100 KG	1 000 DM	1 000 \$	GROUP COUNTRY	DT = 100 KG	1 000 DM	1 000 \$
CROATIA	249	56	34	LIBYA	856	354	221
SERB MONTNEG	1 007	154	99	EGYPT	6 961	1 481	915
TUNISIA	2 701	321	192	SENEGAL	1 643	236	142
ETHIOPIA	41	52	33	GAMBIA	10 533	608	357
TANZANIA	1 829	178	109	IVORY COAST	1 608	211	132
SOUTH AFRICA	138	89	57	GHANA	546	63	39
USA	333	102	59	NIGERIA	2 136	405	251
CANADA	163	86	52	CAMEROON	324	55	33
MEXICO	177	67	41	ETHIOPIA	570	46	30
PERU	567	71	43	KENYA	961	128	79
BRAZIL	177	139	86	TANZANIA	4 930	446	278
ARGENTINA	307	130	81	MADAGASCAR	385	58	36
LEBANON	968	71	44	MAURITIUS	5 422	871	538
IRAN	6 340	684	411	SOUTH AFRICA	5 103	1 298	799
ISRAEL	795	210	128	USA	22 279	5 748	3 531
SAUDI ARABIA	309	57	36	CANADA	1 560	398	245
KUWAIT	127	117	69	MEXICO	1 981	664	406
INDIA	116	90	53	GUATEMALA	1 084	222	135
INDONESIA	3 245	319	204	EL SALVADOR	2 251	471	290
SINGAPORE	122	69	41	COSTA RICA	299	121	77
CHINA	14 837	1 274	807	CUBA	132	79	48
SOUTH KOREA	263	494	307	DOMINIC REP	548	120	73
AUSTRALIA	180	71	43	COLOMBIA	2 869	548	335
UNID COUNTR	494	56	33	VENEZUELA	5 164	775	483
				ECUADOR	625	181	111
				PERU	392	89	50
431 ANIMAL, VEG. FATS, OILS, NES				BRAZIL	9 686	1 838	1 115
IMPORTS	6 096 501	538 795	333 837	CHILE	2 142	434	272
FRANCE	96 572	10 453	6 450	ARGENTINA	676	805	378
BELGIUM LUX	536 995	54 736	33 850	CYPRUS	4 005	779	487
NETHERLANDS	1 957 793	168 526	104 701	LEBANON	3 207	434	269
ITALY	365 136	32 337	19 886	SYRIA	6 374	1 150	709
UNTD KINGDOM	97 299	12 723	7 857	IRAN	15 814	2 526	1 578
DENMARK	153 830	22 767	14 002	ISRAEL	8 383	1 632	1 008
GREECE	751	65	40	JORDAN	4 085	765	475
SPAIN	24 482	2 156	1 327	SAUDI ARABIA	46 280	7 811	4 860
EU	3 233 545	303 800	188 136	ARAB EMIRAT	1 345	287	180
NORWAY	70 610	7 770	4 690	YEMEN	1 906	372	224
SWEDEN	172 589	14 756	9 218	PAKISTAN	1 861	542	337
FINLAND	60 214	4 450	2 755	INDIA	2 681	870	537
SWITZERLAND	112 210	9 430	5 816	BANGLADESH	204	65	42
AUSTRIA	202 909	10 952	6 780	THAILAND	5 496	1 052	653
POLAND	200 121	10 001	6 210	INDONESIA	7 779	1 443	892
CZECH REPUB	226 759	12 622	7 862	MALAYSIA	4 883	906	567
SLOVAKIA	11 209	649	408	SINGAPORE	3 724	642	402
HUNGARY	31 934	2 050	1 273	PHILIPPINES	4 274	848	530
ROMANIA	54 132	2 806	1 743	CHINA	1 089	576	360
BULGARIA	6 794	326	201	SOUTH KOREA	14 882	3 674	2 276
SLOVENIA	12 337	684	421	JAPAN	15 376	4 869	3 028
CROATIA	13 145	695	439	TAIWAN	4 047	693	420
MACEDONIA	8 987	561	354	HONG KONG	21 030	4 278	2 633
GUINEA	246	124	72	AUSTRALIA	3 574	1 100	692
CENT AFR REP	294	149	91	NEW ZEALAND	1 072	204	126
MADAGASCAR	185	83	54				
USA	52 346	6 323	3 838	511 HYDROCARBONS, NES, DERIVTS			
CANADA	672	355	213	IMPORTS	24 530 324	1 852 549	1 150 138
MEXICO	1 623	753	461	FRANCE	1 265 375	187 456	116 332
BRAZIL	55 281	14 751	9 136	BELGIUM LUX	6 642 121	432 218	269 012
ARGENTINA	360	224	143	NETHERLANDS	8 267 720	532 427	329 796
INDIA	5 809	1 169	728	ITALY	392 278	32 588	20 008
INDONESIA	337 568	29 396	18 493	UNTD KINGDOM	2 380 419	160 827	99 284
MALAYSIA	991 505	77 610	48 003	IRELAND	46	168	105
SINGAPORE	916	344	218	DENMARK	3 139	307	180
PHILIPPINES	206 077	21 091	13 076	PORTUGAL	29 459	1 571	999
CHINA	10 386	3 111	1 911	SPAIN	893 523	60 805	37 883
JAPAN	126	101	60	EU	19 874 080	1 408 367	873 599
AUSTRALIA	11 715	896	562	NORWAY	481 950	37 075	23 011
NEW ZEALAND	270	178	109	SWEDEN	52 933	2 546	1 616
EXPORTS	6 010 407	631 279	390 763	FINLAND	127 038	7 502	4 600
FRANCE	570 411	80 179	49 538	SWITZERLAND	70 997	16 755	10 401
BELGIUM LUX	238 472	30 188	18 629	AUSTRIA	83 056	5 767	3 573
NETHERLANDS	2 268 246	184 097	113 938	TURKEY	48 763	5 181	3 277
ITALY	217 573	32 243	20 004	POLAND	133 036	9 367	5 794
UNTD KINGDOM	275 199	36 592	22 686	CZECH REPUB	724 702	39 992	24 853
IRELAND	1 560	552	341	SLOVAKIA	79 715	3 818	2 443
DENMARK	1 214 753	83 675	51 794	HUNGARY	218 281	10 857	6 764
GREECE	32 166	5 290	3 267	UKRAINE	108 597	8 535	5 057
PORTUGAL	13 219	2 072	1 277	BELARUS	53 730	4 260	2 635
SPAIN	172 223	19 909	12 283	RUSSIA	842 106	72 277	45 005
EU	5 004 822	474 797	293 757	SLOVENIA	1 147	79	50
ICELAND	4 756	529	328	MOROCCO	1 093	198	127
NORWAY	13 673	1 760	1 087	LIBYA	68 451	3 790	2 469
SWEDEN	103 927	12 356	7 630	USA	643 378	113 409	70 848
FINLAND	12 455	2 025	1 264	CANADA	161 285	8 855	5 448
SWITZERLAND	47 798	10 538	6 523	VENEZUELA	39 382	2 496	1 432
AUSTRIA	165 969	20 840	12 933	BRAZIL	220 849	16 780	10 378
MALTA	1 599	177	108	ARGENTINA	15 310	1 266	749
TURKEY	12 712	2 651	1 629	IRAN	21 241	1 174	748
LITHUANIA	1 317	189	120	ISRAEL	13 935	2 432	1 493
POLAND	168 200	22 308	13 898	SAUDI ARABIA	52 281	3 215	1 939
CZECH REPUB	69 272	7 172	4 442	INDIA	4 622	1 335	823
SLOVAKIA	4 434	611	371	SINGAPORE	94 134	8 561	5 485
HUNGARY	34 508	4 984	3 104	CHINA	8 968	2 713	1 683
ROMANIA	3 993	726	443	SOUTH KOREA	83 384	8 104	5 140
BULGARIA	32 991	5 107	3 202	JAPAN	199 977	45 209	28 300
RUSSIA	12 812	2 111	1 309	TAIWAN	77	68	42
SLOVENIA	6 032	1 077	665	NEW ZEALAND	1 295	524	328
CROATIA	5 740	1 045	648	EXPORTS	23 671 732	1 796 873	1 114 519
BOS HERZEGOV	662	112	71	FRANCE	2 529 078	199 432	122 626
MACEDONIA	2 520	651	400	BELGIUM LUX	7 642 196	496 393	308 857
MOROCCO	4 163	830	499	NETHERLANDS	5 748 337	307 029	191 657
ALGERIA	630	144	93	ITALY	1 316 121	135 073	83 125
TUNISIA	14 193	1 840	1 155				

6 IMPORTS AND EXPORTS (SPECIAL TRADE) BY GROUPS OF THE SITC-REV. III AND BY COUNTRIES OF PRODUCTION AND CONSUMPTION 1994

GROUP COUNTRY	DT = 100 KG	1 000 DM	1 000 \$	GROUP COUNTRY	DT = 100 KG	1 000 DM	1 000 \$
UNTD KINGDOM	1 563 644	121 168	74 930	NORWAY	2 984	647	399
IRELAND	21 566	3 616	2 205	SWEDEN	109 265	21 486	13 369
DENMARK	34 839	8 916	5 504	FINLAND	23 625	6 456	4 020
GREECE	97 355	11 056	6 910	SWITZERLAND	121 668	45 704	28 446
PORTUGAL	21 785	3 863	2 385	AUSTRIA	3 230	918	579
SPAIN	393 090	51 145	31 341	ESTONIA	3	61	39
EU	19 368 011	1 337 691	829 540	POLAND	584 820	57 848	35 742
ICELAND	167	58	32	CZECH REPUB	185 467	22 490	13 957
NORWAY	8 428	2 021	1 250	SLOVAKIA	53 246	3 875	2 386
SWEDEN	537 470	56 678	35 035	HUNGARY	1 613	257	163
FINLAND	16 933	3 312	2 005	ROMANIA	216 313	14 704	9 410
SWITZERLAND	578 342	57 308	35 556	UKRAINE	44 620	2 857	1 860
AUSTRIA	175 890	22 685	14 121	RUSSIA	1 225 489	70 546	44 569
TURKEY	29 494	5 744	3 546	SLOVENIA	34 914	2 313	1 400
POLAND	1 205 413	69 216	43 060	MOROCCO	3 426	498	321
CZECH REPUB	163 432	13 750	8 598	LIBYA	10 495	177	104
SLOVAKIA	109 331	7 680	4 929	EGYPT	200	59	34
HUNGARY	52 394	6 040	3 771	IVORY COAST	14 974	2 860	1 840
ROMANIA	1 236	523	322	NIGERIA	7 224	836	524
BULGARIA	764	277	167	CAMEROON	988	173	106
UKRAINE	240	72	46	SOUTH AFRICA	1 427	165	101
BELARUS	186	64	37	USA	406 667	86 353	53 458
RUSSIA	18 557	2 648	1 611	CANADA	4 007	385	234
SLOVENIA	30 658	6 132	3 858	MEXICO	1 423	1 026	632
CROATIA	127 712	6 041	3 726	TRINIDAD TOB	156 265	7 093	4 428
SERB MONTNEG	430	385	242	VENEZUELA	66 522	4 756	3 113
MACEDONIA	5 558	631	395	FRENCH GUIAN	8 540	708	445
MOROCCO	3 073	664	418	PERU	640	164	104
ALGERIA	1 673	184	113	BRAZIL	176 944	19 765	12 240
TUNISIA	6 319	733	458	CHILE	650 584	26 366	16 284
LIBYA	305	68	42	ISRAEL	236	240	146
EGYPT	14 164	1 752	1 107	SAUDI ARABIA	624 905	30 088	18 888
SUDAN	294	49	30	PAKISTAN	4 946	247	161
SENEGAL	505	63	40	INDIA	12 682	5 862	3 604
IVORY COAST	2 441	624	388	INDONESIA	45 440	4 846	3 032
GHANA	633	94	59	MALAYSIA	59 929	8 891	5 529
NIGERIA	3 126	506	309	SINGAPORE	466	917	575
CAMEROON	2 342	279	175	PHILIPPINES	39 008	4 257	2 641
ETHIOPIA	528	132	78	CHINA	21 693	12 415	7 726
KENYA	4 722	423	264	SOUTH KOREA	11 769	1 930	1 214
MADAGASCAR	288	79	46	JAPAN	71 136	49 053	30 396
MAURITIUS	695	305	189	TAIWAN	1 397	424	261
ZIMBABWE	440	61	37	HONG KONG	82	130	81
SOUTH AFRICA	50 210	5 088	3 131	AUSTRALIA	1 575	94	61
USA	320 722	59 356	36 820	NEW ZEALAND	9	164	101
CANADA	66 954	6 771	4 185	UNID COUNTR	1 966	127	73
MEXICO	23 975	3 127	1 927	EXPORTS	18 933 507	2 836 028	1 757 652
GUATEMALA	419	194	110	FRANCE	2 097 093	314 595	194 748
HONDURAS	306	62	40	BELGIUM LUX	2 119 199	273 542	169 805
EL SALVADOR	1 232	281	180	NETHERLANDS	3 239 323	380 057	236 016
COSTA RICA	2 830	120	75	ITALY	1 512 065	243 080	150 350
TRINIDAD TOB	2 401	276	170	UNTD KINGDOM	1 419 999	219 169	135 352
COLOMBIA	3 897	1 132	697	IRELAND	113 865	18 311	11 284
VENEZUELA	4 324	881	541	DENMARK	275 591	45 620	28 127
ECUADOR	681	191	118	GREECE	44 895	11 737	7 149
PERU	3 227	1 014	628	PORTUGAL	55 639	9 029	5 628
BRAZIL	60 693	10 603	6 578	SPAIN	552 686	97 831	60 572
CHILE	2 682	952	596	EU	11 430 355	1 612 971	999 031
URUGUAY	840	81	51	CANARY IS	342	207	127
ARGENTINA	10 724	1 730	1 066	ICELAND	266	79	45
CYPRUS	509	74	47	NORWAY	128 935	18 802	11 661
LEBANON	229	55	32	SWEDEN	253 536	38 472	23 904
SYRIA	1 289	194	122	FINLAND	91 776	15 054	9 303
IRAN	13 420	2 036	1 244	SWITZERLAND	666 330	129 745	80 470
ISRAEL	242 636	17 084	10 562	AUSTRIA	722 406	61 482	38 471
JORDAN	4 851	333	205	TURKEY	126 504	19 280	11 860
SAUDI ARABIA	33 145	6 122	3 815	ESTONIA	339	141	89
KUWAIT	6 523	1 396	843	LATVIA	19 236	2 316	1 367
BAHRAIN	1 812	348	216	LITHUANIA	21 591	3 597	2 262
ARAB EMIRAT	15 841	1 287	810	POLAND	615 668	48 933	30 631
OMAN	544	157	90	CZECH REPUB	282 052	18 333	11 367
YEMEN	558	58	35	SLOVAKIA	22 058	7 828	4 849
AFGHANISTAN	24	65	42	HUNGARY	35 297	7 590	4 700
PAKISTAN	2 691	888	535	ROMANIA	27 980	7 440	4 622
INDIA	35 952	5 995	3 765	BULGARIA	12 813	2 548	1 571
BANGLADESH	264	102	60	UKRAINE	3 816	445	265
SRI LANKA	283	134	80	BELARUS	7 088	1 069	642
THAILAND	28 173	4 051	2 561	RUSSIA	60 188	11 890	7 277
VIETNAM	530	141	86	ARMENIA	490	71	41
INDONESIA	45 731	5 952	3 607	AZERBAIJAN	392	85	49
MALAYSIA	29 739	3 725	2 350	KAZAKHSTAN	4 501	849	521
SINGAPORE	8 026	1 856	1 143	UZBEKISTAN	9 407	1 876	1 077
PHILIPPINES	17 722	2 792	1 716	SLOVENIA	27 087	4 765	2 960
CHINA	9 955	1 858	1 148	CROATIA	12 870	2 513	1 546
SOUTH KOREA	28 848	3 820	2 377	SERB MONTNEG	794	969	599
JAPAN	58 297	28 643	17 774	MACEDONIA	2 588	816	515
TAIWAN	21 809	4 418	2 747	MOROCCO	6 582	1 557	970
HONG KONG	13 226	2 717	1 679	ALGERIA	7 406	2 237	1 365
AUSTRALIA	15 261	2 607	1 602	TUNISIA	5 845	823	511
NEW ZEALAND	3 432	373	235	EGYPT	28 605	3 616	2 245
UNID COUNTR	523	152	90	SUDAN	735	64	41
512 ALCOHOL, PHENOL, ETC. DERIV				SENEGAL	940	307	190
IMPORTS	15 142 504	1 439 368	895 501	IVORY COAST	2 785	716	443
FRANCE	2 229 702	303 534	188 231	GHANA	589	106	66
BELGIUM LUX	1 297 185	117 338	73 506	NIGERIA	25 177	4 092	2 576
NETHERLANDS	5 574 942	323 549	201 489	CAMEROON	200	82	51
ITALY	389 972	64 926	39 969	ZAIRE	623	196	126
UNTD KINGDOM	494 937	79 753	49 553	ETHIOPIA	555	147	91
IRELAND	2 495	233	148	KENYA	2 007	671	412
DENMARK	19 731	2 213	1 371	TANZANIA	870	216	139
GREECE	8 251	1 364	879	MADAGASCAR	532	98	57
SPAIN	109 541	25 049	15 454	MAURITIUS	3 271	466	283
EU	10 126 769	917 966	570 598	ZIMBABWE	2 293	453	284
				SOUTH AFRICA	133 898	23 466	14 624

6 IMPORTS AND EXPORTS (SPECIAL TRADE) BY GROUPS OF THE SITC-REV. III AND BY COUNTRIES OF PRODUCTION AND CONSUMPTION 1994

GROUP COUNTRY	DT = 100 KG	1 000 DM	1 000 \$	GROUP COUNTRY	DT = 100 KG	1 000 DM	1 000 \$
USA	641 131	229 453	140 936	EXPORTS	14 601 869	2 821 633	1 746 305
CANADA	46 420	7 072	4 377	FRANCE	1 567 522	336 936	208 777
MEXICO	345 359	28 221	17 517	BELGIUM LUX	1 407 564	206 262	127 827
GUATEMALA	4 190	1 014	620	NETHERLANDS	2 414 312	376 483	232 431
HONDURAS	286	119	75	ITALY	1 882 971	285 123	176 380
EL SALVADOR	1 122	213	126	UNTD KINGDOM	1 286 582	273 724	169 115
COSTA RICA	1 165	458	279	IRELAND	62 494	14 632	9 090
PANAMA	100	67	42	DENMARK	134 365	26 522	16 397
CUBA	1 072	177	107	GREECE	104 694	18 597	11 644
HAITI	450	135	85	PORTUGAL	67 286	11 767	7 306
DOMINIC REP	2 059	540	336	SPAIN	544 582	140 665	86 827
TRINIDAD TOB	386	52	33	EU	9 272 372	1 690 711	1 045 794
NETH ANTILL	566	1 097	697	CANARY IS	107	127	83
COLOMBIA	20 441	4 243	2 624	ICELAND	149	132	83
VENEZUELA	17 721	4 489	2 794	NORWAY	166 885	20 033	12 230
ECUADOR	4 323	1 004	626	SWEDEN	221 818	39 731	24 632
PERU	2 787	842	518	FINLAND	123 573	25 012	15 547
BRAZIL	153 207	45 758	28 524	SWITZERLAND	633 836	148 491	91 908
CHILE	29 633	2 741	1 706	AUSTRIA	296 307	60 883	37 712
BOLIVIA	517	278	180	MALTA	285	197	119
PARAGUAY	675	196	120	TURKEY	226 706	46 506	29 009
URUGUAY	2 541	1 139	696	ESTONIA	1 123	436	271
ARGENTINA	42 324	10 368	6 410	LATVIA	182	239	150
CYPRUS	1 100	223	140	LITHUANIA	1 590	391	234
LEBANON	716	355	221	POLAND	65 743	14 657	9 077
SYRIA	11 136	1 782	1 115	CZECH REPUB	79 971	17 625	11 052
IRAN	114 691	15 530	9 650	SLOVAKIA	162 215	21 050	13 186
ISRAEL	104 839	19 474	11 933	HUNGARY	46 665	15 333	9 511
JORDAN	5 509	964	584	ROMANIA	22 152	4 527	2 831
SAUDI ARABIA	21 081	4 345	2 700	BULGARIA	23 367	5 652	3 578
KUWAIT	558	212	126	ALBANIA	62	70	45
QATAR	319	128	82	UKRAINE	3 062	951	577
ARAB EMIRAT	5 248	1 578	975	BELARUS	1 352	367	235
YEMEN	1 009	178	107	MOLDOVA	394	130	81
PAKISTAN	118 935	11 040	6 907	RUSSIA	12 698	5 202	3 156
INDIA	106 004	26 928	16 975	KAZAKHSTAN	153	69	45
BANGLADESH	16 193	2 193	1 373	SLOVENIA	23 922	5 636	3 518
SRI LANKA	2 634	475	298	CROATIA	60 662	8 824	5 393
NEPAL	157	103	66	SERB MONTNEG	806	346	224
THAILAND	87 312	12 846	7 936	MACEDONIA	13 013	3 328	2 105
VIETNAM	1 834	185	118	MOROCCO	25 387	3 805	2 330
INDONESIA	77 479	9 601	5 927	ALGERIA	12 549	3 205	1 989
MALAYSIA	14 409	6 087	3 790	TUNISIA	9 105	3 016	1 899
SINGAPORE	107 212	16 126	10 160	LIBYA	8 586	1 659	1 064
PHILIPPINES	12 896	1 878	1 170	EGYPT	33 016	5 447	3 349
MONGOLIA	11 621	1 618	1 039	SUDAN	185	118	75
CHINA	254 157	42 696	26 382	SENEGAL	331	131	83
SOUTH KOREA	171 176	30 136	18 780	IVORY COAST	7 479	1 146	711
JAPAN	410 550	97 774	60 733	GHANA	361	170	106
TAIWAN	973 316	101 988	63 755	NIGERIA	5 653	1 305	812
HONG KONG	50 557	10 545	6 665	CAMEROON	1 345	244	152
AUSTRALIA	123 954	18 749	11 535	ZAIRE	119	248	159
NEW ZEALAND	1 981	565	352	ETHIOPIA	855	207	125
UNID COUNTR	417	92	55	KENYA	2 662	884	538
				TANZANIA	526	182	114
513 CARBOXYLIC ACIDS, DERIVTS				MADAGASCAR	95	68	42
IMPORTS	8 552 542	1 822 081	1 128 770	MAURITIUS	207	213	128
FRANCE	1 489 562	276 661	171 291	ZIMBABWE	922	224	134
BELGIUM LUX	1 765 894	252 687	156 995	MALAWI	814	114	67
NETHERLANDS	1 498 750	280 423	174 036	SOUTH AFRICA	41 107	12 254	7 575
ITALY	447 260	112 662	69 588	USA	579 628	146 238	90 078
UNTD KINGDOM	1 026 462	205 528	127 089	CANADA	48 479	18 254	11 043
IRELAND	52 645	60 196	36 895	MEXICO	80 058	16 160	9 864
DENMARK	12 263	7 614	4 760	GUATEMALA	15 177	2 688	1 680
PORTUGAL	1 707	409	257	HONDURAS	244	124	74
SPAIN	178 579	34 895	21 688	EL SALVADOR	9 713	1 642	1 025
EU	6 473 144	1 231 085	762 605	NICARAGUA	210	52	35
NORWAY	17 858	8 867	5 570	COSTA RICA	6 783	1 043	657
SWEDEN	139 380	24 206	15 078	PANAMA	779	242	150
FINLAND	5 080	1 816	1 132	CUBA	2 657	555	343
SWITZERLAND	103 986	97 671	60 434	DOMINIC REP	1 048	302	189
AUSTRIA	480 427	115 142	71 209	JAMAICA	263	65	39
TURKEY	14 903	3 271	2 096	BARBADOS	67	224	138
ESTONIA	21 464	1 652	1 030	TRINIDAD TOB	67	78	49
POLAND	93 620	13 755	8 534	NETH ANTILL	1 141	300	181
CZECH REPUB	191 123	29 927	18 513	COLOMBIA	24 769	8 868	5 479
SLOVAKIA	7 533	934	572	VENEZUELA	12 761	3 699	2 264
HUNGARY	88 947	11 988	7 444	ECUADOR	25 526	9 918	6 099
ROMANIA	20 079	4 384	2 723	PERU	22 142	5 737	3 562
UKRAINE	42 291	4 393	2 735	BRAZIL	99 372	29 785	18 613
BELARUS	1 341	158	99	CHILE	13 108	3 736	2 296
RUSSIA	29 709	4 119	2 525	BOLIVIA	4 918	851	531
SLOVENIA	5 527	780	495	PARAGUAY	1 994	645	397
SOUTH AFRICA	5 560	1 045	639	URUGUAY	11 532	1 713	1 061
USA	346 433	120 094	74 594	ARGENTINA	52 928	9 987	6 173
CANADA	8 275	2 209	1 361	CYPRUS	1 290	548	338
MEXICO	9 789	3 678	2 290	LEBANON	1 052	452	277
BAHAMAS	72	1 412	899	SYRIA	2 267	920	565
COLOMBIA	134	71	42	IRAN	15 481	4 972	3 119
BRAZIL	16 849	2 875	1 801	ISRAEL	127 368	27 043	16 664
ARGENTINA	2 311	568	357	JORDAN	3 708	1 723	1 046
ISRAEL	7 042	4 441	2 740	SAUDI ARABIA	15 999	3 875	2 386
SAUDI ARABIA	260	62	40	KUWAIT	701	281	171
INDIA	7 569	2 476	1 545	QATAR	1 104	1 446	921
INDONESIA	10 362	1 765	1 077	ARAB EMIRAT	30 655	4 283	2 558
MALAYSIA	42 910	5 220	3 295	OMAN	735	139	87
PHILIPPINES	4 376	431	282	YEMEN	2 557	362	219
CHINA	164 044	41 429	25 630	PAKISTAN	69 452	10 837	6 689
SOUTH KOREA	5 261	1 154	698	INDIA	218 012	42 243	26 505
JAPAN	166 708	73 727	45 472	BANGLADESH	16 819	2 913	1 817
TAIWAN	9 740	1 487	915	SRI LANKA	4 453	616	380
AUSTRALIA	6 897	3 243	1 969	NEPAL	8 266	1 164	727
NEW ZEALAND	47	257	153	THAILAND	101 617	16 854	10 451
				VIETNAM	9 394	1 583	998

6 IMPORTS AND EXPORTS (SPECIAL TRADE) BY GROUPS OF THE SITC-REV. III AND BY COUNTRIES OF PRODUCTION AND CONSUMPTION 1994

GROUP COUNTRY	DT = 100 KG	1 000 DM	1 000 \$	GROUP COUNTRY	DT = 100 KG	1 000 DM	1 000 \$
INDONESIA	66 435	15 251	9 502	SERB MONTNEG	17	592	371
MALAYSIA	40 862	6 764	4 237	MACEDONIA	716	333	202
SINGAPORE	38 707	9 087	5 655	MOROCCO	14 275	4 758	2 902
PHILIPPINES	19 954	5 175	3 212	ALGERIA	808	484	298
CHINA	219 331	30 936	19 225	TUNISIA	1 977	703	438
NORTH KOREA	10 203	1 213	775	LIBYA	5 901	2 952	1 760
SOUTH KOREA	209 656	39 168	24 255	EGYPT	9 790	8 680	5 376
JAPAN	198 812	60 929	37 716	SUDAN	1 225	394	252
TAIWAN	178 825	29 936	18 560	IVORY COAST	746	2 038	1 262
HONG KONG	287 042	40 767	25 340	GHANA	713	814	494
AUSTRALIA	63 666	23 564	14 570	BENIN	19	50	31
NEW ZEALAND	8 302	1 852	1 153	NIGERIA	20 995	11 099	6 753
UNID COUNTR	534	177	109	ZAIRE	824	307	193
				ETHIOPIA	770	268	152
				KENYA	4 160	2 211	1 366
				TANZANIA	187	74	46
				MOZAMBIQUE	284	118	77
				MADAGASCAR	80	60	35
				REUNION	200	551	44
				MAURITIUS	462	56	343
				ZAMBIA	199	56	36
				ZIMBABWE	694	1 108	656
				SOUTH AFRICA	67 134	29 572	18 098
				USA	363 556	364 236	224 684
				CANADA	73 975	17 876	11 030
				MEXICO	22 718	44 494	27 479
				GUATEMALA	4 489	2 538	1 585
				HONDURAS	515	173	109
				EL SALVADOR	899	1 927	1 182
				NICARAGUA	104	78	46
				COSTA RICA	819	675	417
				PANAMA	118	183	111
				CUBA	91	206	129
				HAITI	163	78	50
				DOMINIC REP	791	319	191
				MARTINIQUE	48	71	45
				JAMAICA	192	64	40
				BARBADOS	44	622	386
				TRINIDAD TOB	104	57	35
				COLOMBIA	51 932	28 309	17 329
				VENEZUELA	14 806	9 658	5 906
				FRENCH GUIAN	35	208	126
				ECUADOR	1 622	5 322	3 275
				PERU	2 583	2 491	1 537
				BRAZIL	75 396	96 607	59 871
				CHILE	4 227	3 698	2 263
				BOLIVIA	284	242	146
				PARAGUAY	144	274	175
				URUGUAY	867	984	614
				ARGENTINA	19 151	24 850	15 333
				CYPRUS	132	794	495
				LEBANON	2 997	1 011	622
				SYRIA	9 326	2 408	1 474
				IRAN	12 137	6 056	3 719
				ISRAEL	70 277	34 721	21 501
				JORDAN	6 628	2 188	1 344
				SAUDI ARABIA	43 659	15 223	9 380
				KUWAIT	8 024	2 550	1 560
				BAHRAIN	1 429	433	258
				QATAR	475	275	170
				ARAB EMIRAT	8 624	2 775	1 673
				OMAN	5 622	1 750	1 077
				PAKISTAN	13 195	6 391	3 928
				INDIA	79 026	62 169	38 498
				BANGLADESH	699	625	384
				SRI LANKA	772	374	231
				NEPAL	31	91	58
				THAILAND	28 423	15 530	9 489
				INDONESIA	16 431	11 644	7 221
				MALAYSIA	17 685	7 448	4 653
				SINGAPORE	94 222	39 779	24 641
				PHILIPPINES	8 056	10 194	6 326
				CHINA	237 493	56 783	34 963
				SOUTH KOREA	109 872	58 638	36 203
				JAPAN	197 401	315 384	194 345
				TAIWAN	146 327	49 654	30 586
				HONG KONG	42 036	16 539	10 383
				AUSTRALIA	32 384	16 983	10 433
				NEW ZEALAND	6 689	2 750	1 675
				UNID COUNTR	258	129	78
514 NITROGEN-FUNCT.COMPOUNDS				515 ORGANO-INORGANIC COMPNDS			
IMPORTS	7 692 526	3 357 313	2 075 224	IMPORTS	3 010 057	3 151 481	1 949 308
FRANCE	2 095 333	605 935	373 541	FRANCE	333 613	152 960	94 480
BELGIUM LUX	1 487 051	398 586	245 738	BELGIUM LUX	1 369 987	342 087	212 223
NETHERLANDS	1 089 393	198 467	122 484	NETHERLANDS	214 840	111 342	68 619
ITALY	146 249	425 090	263 388	ITALY	63 017	106 409	65 597
UNTD KINGDOM	1 581 197	683 102	423 681	UNTD KINGDOM	118 700	286 758	178 157
IRELAND	45 400	40 359	24 795	IRELAND	8 039	229 447	143 087
DENMARK	10 526	7 266	4 514	DENMARK	5 287	16 316	9 999
PORTUGAL	27 579	3 716	2 247	PORTUGAL	433	395	246
SPAIN	71 702	48 681	30 135	SPAIN	16 270	21 189	13 118
EU	6 554 434	2 411 217	1 490 532	EU	2 130 189	1 266 941	785 548
NORWAY	5 203	39 090	24 305	NORWAY	1 614	3 923	2 451
SWEDEN	51 307	33 054	20 395	SWEDEN	6 481	10 954	6 722
FINLAND	2 957	3 463	2 121	FINLAND	2 714	1 980	1 204
SWITZERLAND	51 560	226 479	140 005	SWITZERLAND	34 001	857 554	530 774
AUSTRIA	30 966	18 719	11 581	AUSTRIA	147 400	34 869	21 579
TURKEY	2 263	1 252	769	TURKEY	906	972	640
POLAND	6 195	2 296	1 389	LATVIA	369	580	355
CZECH REPUB	148 195	28 775	17 660	LITHUANIA	1 264	446	267
SLOVAKIA	1 266	845	516	LITHUANIA	61 437	11 523	7 242
HUNGARY	65 440	22 596	13 978	POLAND	39 899	10 173	6 399
ROMANIA	4 045	1 349	828	SLOVAKIA	5 125	2 879	1 772
BULGARIA	1 565	84	51				
UKRAINE	312	321	209				
RUSSIA	12 379	4 210	2 610				
SLOVENIA	6 465	3 428	2 095				
CROATIA	917	1 080	673				
EGYPT	260	203	128				
MAURITIUS	45	239	144				
SOUTH AFRICA	28	111	69				
USA	319 873	169 370	104 428				
CANADA	2 603	1 039	664				
MEXICO	10 237	5 753	3 491				
GUATEMALA	353	223	132				
COLOMBIA	1 492	457	285				
VENEZUELA	195	51	30				
BRAZIL	30 672	9 287	5 605				
ARGENTINA	13 646	4 357	2 855				
ISRAEL	1 946	5 828	3 527				
INDIA	35 215	31 028	19 207				
THAILAND	1 351	437	267				
INDONESIA	45 019	17 890	11 094				
MALAYSIA	106	66	40				
PHILIPPINES	256	104	64				
CHINA	63 782	39 838	24 789				
SOUTH KOREA	56 497	39 955	20 843				
JAPAN	149 525	231 109	149 318				
TAIWAN	10 497	4 947	3 038				
HONG KONG	2 622	2 578	1 603				
EXPORTS	8 252 110	4 117 204	2 540 831				
FRANCE	975 251	356 847	220 458				
BELGIUM LUX	908 261	390 504	239 612				
NETHERLANDS	1 302 191	548 014	340 781				
ITALY	837 933	321 371	197 553				
UNTD KINGDOM	502 997	222 141	137 077				
IRELAND	31 161	23 125	14 169				
DENMARK	73 445	26 103	16 168				
GREECE	17 811	23 525	14 462				
PORTUGAL	39 815	21 256	13 246				
SPAIN	507 007	203 100	125 188				
EU	5 195 872	2 135 986	1 318 714				
ICELAND	88	63	34				
NORWAY	31 450	14 167	8 747				
SWEDEN	87 073	34 664	21 348				
FINLAND	69 486	16 038	9 905				
SWITZERLAND	400 235	294 727	182 071				
AUSTRIA	106 436	57 753	35 568				
MALTA	260	487	294				
SAN MARINO	146	56	34				
TURKEY	87 285	35 309	21 845				
LATVIA	2 924	1 211	708				
LITHUANIA	339	125	79				
POLAND	75 766	33 190	20 605				
CZECH REPUB	27 030	15 610	9 622				
SLOVAKIA	15 213	2 456	1 511				
HUNGARY	116 041	24 541	15 112				
ROMANIA	6 878	3 044	1 865				
BULGARIA	3 093	1 540	952				
ALBANIA	147	85	51				
UKRAINE	2 059	891	561				
BELARUS	6 574	1 314	816				
RUSSIA	20 018	14 648	8 851				
KAZAKHSTAN	626	530	332				
TURKMENISTAN	800	233	140				
UZBEKISTAN	143	293	184				

6 IMPORTS AND EXPORTS (SPECIAL TRADE) BY GROUPS OF THE SITC-REV. III AND BY COUNTRIES OF PRODUCTION AND CONSUMPTION 1994

GROUP COUNTRY	DT = 100 KG	1 000 DM	1 000 \$	GROUP COUNTRY	DT = 100 KG	1 000 DM	1 000 \$
HUNGARY		9 833	6 132	BARBADOS	1	422	250
ROMANIA	13 260	8 256	5 125	COLOMBIA	7 356	25 076	15 447
BULGARIA	2 548	509	318	VENEZUELA	4 636	9 020	5 520
UKRAINE	7 042	2 195	1 375	ECUADOR	1 552	8 802	5 382
BELARUS	20 154	3 457	2 216	PERU	4 661	6 264	3 831
RUSSIA	98 647	34 162	21 382	BRAZIL	50 930	125 344	77 991
SLOVENIA	4 155	3 492	2 147	CHILE	3 432	6 224	3 797
CROATIA	346	1 385	836	BOLIVIA	235	756	474
TUNISIA	7	96	62	PARAGUAY	674	1 820	1 114
EGYPT	6	70	42	URUGUAY	1 172	2 210	1 401
SOUTH AFRICA	7 227	1 992	1 245	ARGENTINA	15 739	33 463	20 680
USA	92 927	419 653	257 459	CYPRUS	174	440	272
CANADA	2 190	10 712	6 787	LEBANON	72	200	119
MEXICO	1 014	17 114	10 458	SYRIA	293	1 029	629
BELIZE	109	91	58	IRAN	11 855	9 664	5 836
BAHAMAS		267	169	ISRAEL	33 411	28 205	17 379
BRAZIL	5 559	8 906	5 512	JORDAN	1 247	1 318	802
ARGENTINA	4	143	91	SAUDI ARABIA	10 825	3 993	2 439
ISRAEL	630	2 894	1 734	KUWAIT	327	199	123
SAUDI ARABIA	16 519	2 575	1 588	QATAR	143	79	49
INDIA	35 966	36 516	22 264	ARAB EMIRAT	313	450	280
THAILAND	18 308	3 772	2 322	OMAN	68	184	118
VIETNAM		64	39	PAKISTAN	3 947	22 703	13 990
INDONESIA	2 996	1 377	858	INDIA	30 805	36 540	22 724
SINGAPORE	129	3 460	2 211	BANGLADESH	383	1 794	1 106
CHINA	66 349	79 219	48 942	SRI LANKA	614	885	545
SOUTH KOREA	17 078	27 154	16 883	NEPAL	5	57	35
JAPAN	122 510	263 967	162 937	MYANMAR	62	129	79
TAIWAN	1 520	1 912	1 176	THAILAND	6 193	12 601	7 795
HONG KONG	845	3 320	1 969	VIETNAM	74	131	82
AUSTRALIA	17	52	31	INDONESIA	13 514	29 501	18 175
EXPORTS	3 153 593	5 109 463	3 149 213	MALAYSIA	11 762	15 054	9 267
FRANCE	392 254	407 613	251 406	SINGAPORE	13 703	17 039	10 488
BELGIUM LUX	264 965	149 914	90 165	PHILIPPINES	3 079	8 986	5 510
NETHERLANDS	208 980	212 422	130 343	MONGOLIA	3	123	79
ITALY	411 765	437 972	269 269	CHINA	85 144	41 682	25 889
UNTD KINGDOM	277 980	280 521	172 106	SOUTH KOREA	43 647	108 382	66 674
IRELAND	19 012	38 856	24 168	JAPAN	86 120	474 823	291 822
DENMARK	24 541	25 123	15 492	TAIWAN	24 957	36 099	22 214
GREECE	14 939	30 712	18 777	HONG KONG	20 569	30 601	18 848
PORTUGAL	7 682	30 782	18 890	AUSTRALIA	15 646	38 807	23 872
SPAIN	96 704	171 621	105 622	NEW ZEALAND	2 038	2 511	1 564
EU	1 718 822	1 779 536	1 096 238	UNID COUNTR	67	68	40
ICELAND	88	109	66	516 OTHER ORGANIC CHEMICALS			
NORWAY	16 352	19 049	11 759	IMPORTS	7 451 663	1 346 323	831 820
SWEDEN	27 301	22 568	13 885	FRANCE	883 337	163 223	101 526
FINLAND	13 818	12 639	7 815	BELGIUM LUX	1 903 872	197 992	121 820
SWITZERLAND	223 580	284 028	176 452	NETHERLANDS	2 852 363	313 840	193 771
AUSTRIA	67 076	70 422	43 436	ITALY	333 904	75 643	46 766
MALTA	37	166	100	UNTD KINGDOM	268 750	109 013	67 159
TURKEY	14 776	49 286	30 351	IRELAND	322	8 045	5 066
ESTONIA	37	281	179	DENMARK	94 330	91 888	56 663
LATVIA	558	556	330	GREECE	221	110	71
LITHUANIA	87	171	100	SPAIN	35 394	17 810	11 032
POLAND	12 250	16 899	10 372	EU	6 372 516	976 696	603 894
CZECH REPUB	10 081	10 930	6 778	NORWAY	3 483	8 067	4 944
SLOVAKIA	14 982	7 385	4 515	SWEDEN	19 451	5 084	3 160
HUNGARY	13 226	11 527	7 200	FINLAND	138 888	13 985	8 565
ROMANIA	1 079	1 646	1 017	SWITZERLAND	50 968	70 926	43 543
BULGARIA	2 613	2 573	1 580	AUSTRIA	97 794	29 868	18 498
ALBANIA	9	198	128	LITHUANIA	19	864	536
UKRAINE	540	750	471	POLAND	102 184	10 986	6 893
MOLDOVA	262	533	339	CZECH REPUB	18 144	6 386	3 955
RUSSIA	9 550	5 437	3 346	SLOVAKIA	6 278	948	609
KAZAKHSTAN	1 392	3 113	1 913	HUNGARY	1 404	621	389
TURKMENISTAN	714	1 527	899	ROMANIA	1 071	1 116	699
UZBEKISTAN	1 895	3 300	1 900	BULGARIA	272	610	375
SLOVENIA	10 289	6 068	3 750	RUSSIA	20 298	3 644	2 278
CROATIA	13 478	7 013	4 310	SLOVENIA	10 392	1 214	743
SERB MONTNEG	139	5 102	3 206	CROATIA	120	240	154
MACEDONIA	550	1 204	745	ZAIRE	69	563	358
MOROCCO	384	4 310	2 641	SOUTH AFRICA	198	1 287	800
ALGERIA	432	397	239	USA	97 373	75 238	46 132
TUNISIA	523	697	427	CANADA	23	293	181
LIBYA	324	223	144	MEXICO	237	999	607
EGYPT	3 876	14 214	8 647	BRAZIL	480	4 738	3 023
SUDAN	58	220	129	ARGENTINA	70	1 435	863
IVORY COAST	2 780	2 181	1 329	ISRAEL	1 513	3 826	2 367
GHANA	14	69	42	SAUDI ARABIA	431 794	17 482	10 868
NIGERIA	832	2 508	1 518	INDIA	9 568	12 019	7 405
BURUNDI	425	1 448	889	THAILAND	335	3 225	2 035
ETHIOPIA	54	96	62	INDONESIA	187	141	86
DJIBOUTI	201	109	66	SINGAPORE	625	580	360
KENYA	444	717	437	CHINA	14 875	17 446	10 791
UGANDA	47	136	81	SOUTH KOREA	1 751	3 048	1 893
TANZANIA	48	76	47	JAPAN	46 787	67 328	41 444
MOZAMBIQUE	32	120	78	TAIWAN	2 101	4 236	2 649
MADAGASCAR	10	56	33	HONG KONG	34	800	482
MAURITIUS	54	110	69	AUSTRALIA	104	101	61
ZIMBABWE	938	1 016	628	NEW ZEALAND	114	165	107
SOUTH AFRICA	93 610	62 059	38 615	EXPORTS	10 971 116	2 331 357	1 444 619
USA	326 155	1 318 165	813 450	FRANCE	931 997	181 693	112 526
CANADA	16 166	131 649	79 449	BELGIUM LUX	2 479 657	322 994	201 006
MEXICO	13 631	71 662	44 068	NETHERLANDS	2 813 944	341 773	212 025
GUATEMALA	2 076	5 343	3 283	ITALY	795 224	149 644	92 642
EL SALVADOR	367	5 543	3 396	UNTD KINGDOM	788 889	172 940	107 172
NICARAGUA	239	229	146	IRELAND	10 108	14 778	9 126
COSTA RICA	469	1 127	688	DENMARK	60 218	18 279	11 280
PANAMA	232	5 270	3 284	GREECE	13 944	5 443	3 345
CUBA	251	1 524	961	PORTUGAL	25 708	6 423	4 004
BAHAMAS	880	9 144	5 609	SPAIN	242 613	73 848	45 643
DOMINIC REP	364	580	368				
DOMINICA	57	180	112				
JAMAICA	264	129	78				

6 IMPORTS AND EXPORTS (SPECIAL TRADE) BY GROUPS OF THE SITC-REV. III AND BY COUNTRIES OF PRODUCTION AND CONSUMPTION 1994

GROUP COUNTRY	DT = 100 KG	1 000 DM	1 000 \$	GROUP COUNTRY	DT = 100 KG	1 000 DM	1 000 \$
EU	8 162 302	1 287 815	798 769	522 INORGANIC CHEM.ELEMENTS			
ICELAND	173	128	76	IMPORTS	25 478 995	1 585 061	981 702
NORWAY	127 369	38 239	23 459	FRANCE	4 317 934	238 274	147 893
SWEDEN	222 122	34 942	21 751	BELGIUM LUX	5 694 199	201 269	124 315
FINLAND	29 996	14 985	9 127	NETHERLANDS	5 284 570	262 844	162 812
SWITZERLAND	767 048	213 615	132 142	ITALY	515 917	49 009	30 196
AUSTRIA	137 020	39 020	24 189	UNTD KINGDOM	702 654	93 639	58 014
MALTA	57	236	143	IRELAND	22 087	453	280
TURKEY	100 465	21 647	13 389	DENMARK	20 859	2 298	1 430
ESTONIA	72	70	44	PORTUGAL	1 975	91	54
LITHUANIA	24	55	32	SPAIN	282 897	8 368	5 171
POLAND	165 060	29 820	18 554	EU	16 843 246	856 259	530 173
CZECH REPUB	22 078	10 188	6 251	CEUTA MEL	1 150	412	258
SLOVAKIA	11 350	2 780	1 723	NORWAY	1 102 036	119 171	73 729
HUNGARY	37 457	12 596	7 762	SWEDEN	132 123	10 177	6 291
ROMANIA	8 142	2 036	1 265	FINLAND	17 570	18 786	11 681
BULGARIA	1 779	1 204	749	SWITZERLAND	630 619	19 999	12 348
ALBANIA	84	57	35	AUSTRIA	1 380 966	65 715	40 800
UKRAINE	804	274	173	TURKEY	84 100	6 564	4 069
BELARUS	850	330	209	ESTONIA	410	154	95
RUSSIA	2 170	2 332	1 436	LATVIA	1 010	72	45
KAZAKHSTAN	169	104	67	LITHUANIA	877	717	414
TURKMENISTAN	35	50	32	POLAND	758 492	36 532	22 800
SLOVENIA	17 972	4 960	3 059	CZECH REPUB	1 063 188	33 240	20 647
CROATIA	4 857	3 343	2 065	SLOVAKIA	190 707	7 431	4 559
SERB MONTNEG	54	163	94	HUNGARY	693 291	24 650	15 286
MACEDONIA	4 083	1 265	787	ROMANIA	475	96	62
MOROCCO	1 215	711	440	BULGARIA	4 153	280	171
ALGERIA	918	653	414	UKRAINE	46 075	5 021	3 114
TUNISIA	4 138	1 577	989	BELARUS	438	54 700	34 038
LIBYA	526	543	342	RUSSIA	686 273	11 981	7 488
EGYPT	5 876	3 604	2 225	KAZAKHSTAN	59 803	900	568
IVORY COAST	598	941	579	KYRGHYZSTAN	1 960	29 988	18 577
GHANA	36	48	31	SLOVENIA	130 629	893	64
NIGERIA	6 350	1 066	659	CROATIA	893	64	38
CONGO	220	166	104	MOROCCO	61 261	1 803	1 133
ZAIRE	22	106	69	ALGERIA	337	172	109
ETHIOPIA	312	164	100	SENEGAL	2 487	72	46
KENYA	304	478	300	ZAIRE	260	1 415	878
TANZANIA	77	91	56	TANZANIA	50	367	237
MADAGASCAR	65	100	61	COMOROS	750	138	83
REUNION	171	257	156	ZAMBIA	50	351	207
MAURITIUS	74	75	48	SOUTH AFRICA	83 049	18 364	11 375
ZIMBABWE	1 030	814	507	USA	267 623	86 567	53 469
SOUTH AFRICA	27 895	10 798	6 716	CANADA	116 370	21 953	13 166
LESOTHO	68	267	164	MEXICO	26 780	2 223	1 363
USA	277 476	257 653	159 309	VENEZUELA	1 951	113	73
CANADA	7 193	7 644	4 808	PERU	2 281	292	185
MEXICO	15 327	13 114	8 153	BRAZIL	111 257	15 856	9 882
GUATEMALA	1 069	1 422	871	CHILE	12 161	4 936	3 052
HONDURAS	95	91	58	BOLIVIA	706	84	52
EL SALVADOR	330	546	325	ARGENTINA	10 018	1 410	854
NICARAGUA	63	80	52	ISRAEL	178 976	14 032	8 725
COSTA RICA	1 792	619	380	QATAR	459	67	43
PANAMA	424	919	567	INDIA	49 094	6 674	4 114
CUBA	33	138	82	THAILAND	1 805	586	356
DOMINIC REP	143	222	135	INDONESIA	5 010	404	259
AM VIRGIN IS	60	297	182	SINGAPORE	216	99	63
JAMAICA	56	51	32	PHILIPPINES	311	2 147	1 286
TRINIDAD TOB	34	76	46	CHINA	290 846	42 899	26 582
COLOMBIA	17 233	8 228	5 118	SOUTH KOREA	891	396	247
VENEZUELA	7 159	3 347	2 080	JAPAN	74 406	32 131	19 744
ECUADOR	884	1 426	872	TAIWAN	43 104	3 859	2 393
PERU	1 081	1 473	909	HONG KONG	1 363	258	160
BRAZIL	41 613	23 798	14 800	AUSTRALIA	304 161	22 888	14 140
CHILE	2 085	2 135	1 312	EXPORTS	43 239 773	2 685 349	1 661 087
BOLIVIA	197	155	95	FRANCE	4 697 114	348 258	214 836
PARAGUAY	256	288	178	BELGIUM LUX	6 396 691	212 723	131 762
URUGUAY	2 058	935	581	NETHERLANDS	11 072 789	256 593	158 436
ARGENTINA	10 997	10 099	6 312	ITALY	965 976	165 518	102 100
CYPRUS	421	249	156	UNTD KINGDOM	3 533 004	206 370	127 765
LEBANON	131	142	83	IRELAND	528 604	11 956	7 416
SYRIA	1 058	563	351	DENMARK	849 564	48 118	30 391
IRAN	3 712	2 788	1 727	GREECE	36 371	9 645	5 944
ISRAEL	44 894	9 841	6 103	PORTUGAL	201 273	11 256	6 912
JORDAN	304	544	328	SPAIN	363 879	67 880	41 897
SAUDI ARABIA	14 831	7 317	4 516	EU	28 645 265	1 339 317	827 459
KUWAIT	1 846	768	466	CANARY IS	692	213	131
BAHRAIN	138	159	101	ICELAND	20 350	620	362
QATAR	2 063	176	106	NORWAY	379 129	22 603	14 098
ARAB EMIRAT	5 058	1 700	1 062	SWEDEN	1 470 533	70 294	43 638
OMAN	214	219	141	FINLAND	3 190 199	49 714	31 043
YEMEN	68	98	61	SWITZERLAND	512 493	79 994	49 477
AFGHANISTAN	6	62	37	AUSTRIA	2 343 373	139 579	86 367
PAKISTAN	12 865	10 463	6 507	MALTA	2 873	366	239
INDIA	44 519	19 483	12 142	TURKEY	71 470	18 223	11 297
BANGLADESH	834	988	617	ESTONIA	604	143	87
SRI LANKA	342	319	200	LATVIA	805	199	123
MYANMAR	11	54	34	LITHUANIA	933	270	170
THAILAND	30 393	8 051	4 970	POLAND	155 131	18 521	11 515
VIETNAM	606	692	438	CZECH REPUB	476 582	28 529	17 539
INDONESIA	33 000	17 876	11 103	SLOVAKIA	49 884	6 243	3 844
MALAYSIA	3 397	2 185	1 347	HUNGARY	66 322	13 609	8 386
SINGAPORE	48 772	10 511	6 588	ROMANIA	15 846	3 281	2 050
PHILIPPINES	2 127	737	453	BULGARIA	7 353	2 553	1 584
CHINA	52 241	9 814	6 134	ALBANIA	1 346	95	54
SOUTH KOREA	118 603	28 906	17 884	UKRAINE	4 837	1 601	982
JAPAN	59 820	62 399	38 542	BELARUS	7 347	2 073	1 298
TAIWAN	185 238	28 573	17 447	RUSSIA	12 203	6 981	4 377
HONG KONG	26 352	8 560	5 354	KAZAKHSTAN	115	145	89
AUSTRALIA	13 437	15 177	9 505	SLOVENIA	95 939	10 955	6 792
NEW ZEALAND	1 428	1 356	841	CROATIA	16 692	3 154	1 933
UNID COUNTR	418	483	292				

6 IMPORTS AND EXPORTS (SPECIAL TRADE) BY GROUPS OF THE SITC-REV. III AND BY COUNTRIES OF PRODUCTION AND CONSUMPTION 1994

GROUP COUNTRY	DT = 100 KG	1 000 DM	1 000 \$	GROUP COUNTRY	DT = 100 KG	1 000 DM	1 000 \$
SERB MONTNEG	47	178	117	SPAIN	381 738	14 236	8 822
MACEDONIA	1 455	602	378	EU	8 480 112	383 529	237 211
MOROCCO	15 950	2 824	1 767	CEUTA MEL	121	72	45
ALGERIA	5 006	1 410	900	NORWAY	44 123	4 911	3 043
TUNISIA	17 686	2 538	1 559	SWEDEN	1 063 301	48 024	29 719
LIBYA	2 270	1 409	860	FINLAND	63 696	9 350	5 770
EGYPT	27 009	5 352	3 309	SWITZERLAND	466 162	17 350	10 694
SUDAN	11 662	580	351	AUSTRIA	359 836	19 799	12 275
MALI	5 400	173	105	TURKEY	240 188	14 577	9 031
BURKINA FASO	13 650	665	415	ESTONIA	1 877	174	107
NIGER	7 300	262	158	LITHUANIA	6 147	471	290
SENEGAL	1 495	121	78	POLAND	1 257 020	29 945	18 523
GUINEA	151 671	1 258	802	CZECH REPUB	231 053	11 051	6 851
IVORY COAST	6 055	752	468	SLOVAKIA	13 560	257	158
GHANA	8 365	748	475	HUNGARY	155 458	6 040	3 742
BENIN	1 859	85	54	ROMANIA	4 215	281	173
NIGERIA	18 747	3 197	1 969	BULGARIA	2 711	235	144
CAMEROON	8 757	554	338	UKRAINE	12 342	965	600
GABON	2 006	74	43	BELARUS	775	140	85
ZAIRE	2 068	189	118	RUSSIA	34 076	9 982	6 175
BURUNDI	6 392	326	199	KAZAKHSTAN	820	57	34
ETHIOPIA	4 618	600	371	SLOVENIA	45 623	1 657	1 023
KENYA	7 804	1 776	1 091	SOUTH AFRICA	14 992	4 053	2 467
TANZANIA	11 327	626	390	USA	1 049 826	83 040	51 097
MADAGASCAR	24 196	1 160	731	CANADA	511	67	41
REUNION	229	67	40	MEXICO	7 113	1 494	922
MAURITIUS	10 518	1 027	644	PERU	880	1 154	100
ZIMBABWE	9 841	1 053	641	BRAZIL	1 295	1 317	828
MALAWI	6 937	317	185	CHILE	39 237	18 968	11 842
SOUTH AFRICA	147 319	25 387	15 677	ISRAEL	150 886	12 284	7 623
NAMIBIA	403	113	71	INDIA	7 211	2 425	1 477
USA	3 285 029	273 700	169 358	THAILAND	605	503	307
CANADA	57 146	13 171	8 121	SINGAPORE	163	54	31
MEXICO	44 362	10 701	6 616	CHINA	38 110	4 333	2 685
GUATEMALA	4 274	1 551	965	SOUTH KOREA	5 211	1 956	1 210
HONDURAS	2 116	385	242	JAPAN	29 327	9 466	5 813
EL SALVADOR	1 644	477	291	TAIWAN	4 223	877	548
NICARAGUA	306	147	89	EXPORTS	20 430 925	1 662 059	1 026 797
COSTA RICA	7 095	1 649	1 018	FRANCE	2 177 816	173 040	106 686
PANAMA	863	186	108	BELGIUM LUX	3 425 713	130 764	81 169
CUBA	280	157	97	NETHERLANDS	2 167 922	129 067	79 928
DOMINIC REP	2 102	933	579	ITALY	1 333 352	114 633	70 703
JAMAICA	867	272	165	UNTD KINGDOM	659 158	97 370	60 177
TRINIDAD TOB	293	90	57	IRELAND	51 340	8 617	5 299
NETH ANTILL	1 703	369	231	DENMARK	940 066	44 730	27 753
COLOMBIA	62 070	7 268	4 507	GREECE	115 755	12 088	7 460
VENEZUELA	16 572	4 805	2 943	PORTUGAL	59 754	8 164	5 025
FRENCH GUIAN	30	675	423	SPAIN	449 416	43 907	27 132
ECUADOR	9 212	1 699	1 045	EU	11 380 292	762 380	471 332
PERU	20 469	3 621	2 239	CANARY IS	3 394	257	160
BRAZIL	72 345	20 534	12 721	ICELAND	3 702	225	135
CHILE	29 097	4 812	2 958	NORWAY	664 364	23 602	14 520
BOLIVIA	2 892	539	326	SWEDEN	601 682	30 184	18 654
PARAGUAY	534	238	144	FINLAND	193 356	17 680	11 013
URUGUAY	1 327	471	291	SWITZERLAND	716 209	63 318	39 099
ARGENTINA	20 827	5 261	3 218	AUSTRIA	538 824	44 517	27 458
CYPRUS	2 652	367	226	MALTA	4 938	695	420
LEBANON	7 607	1 156	708	TURKEY	214 216	31 955	19 905
SYRIA	96 205	4 261	2 612	ESTONIA	7 628	297	181
IRAN	24 781	6 515	4 021	LITHUANIA	1 628	214	129
ISRAEL	94 698	14 186	8 772	POLAND	167 193	17 330	10 699
JORDAN	2 927	581	363	CZECH REPUB	1 385 940	43 739	26 978
SAUDI ARABIA	16 723	9 096	5 678	SLOVAKIA	69 243	3 862	2 386
KUWAIT	1 562	456	282	HUNGARY	217 586	11 136	6 884
BAHRAIN	2 219	594	366	ROMANIA	23 174	3 605	2 269
QATAR	626	153	92	BULGARIA	15 709	1 819	1 122
ARAB EMIRAT	21 614	4 913	3 028	ALBANIA	23	73	45
OMAN	1 631	356	217	UKRAINE	4 031	504	323
YEMEN	2 714	285	173	BELARUS	2 326	1 206	779
PAKISTAN	15 021	3 409	2 112	MOLDOVA	120	55	35
INDIA	67 888	19 383	11 995	RUSSIA	66 040	8 687	5 283
BANGLADESH	86 359	4 859	2 989	KAZAKHSTAN	547	102	62
SRI LANKA	14 056	1 918	1 202	UZBEKISTAN	1 560	373	236
NEPAL	2 534	246	158	TADJIKISTAN	9 964	359	223
MYANMAR	2 016	88	58	KYRGHYZSTAN	360	79	50
THAILAND	59 253	18 676	11 635	SLOVENIA	74 893	8 565	5 247
VIETNAM	1 246	285	177	CROATIA	24 657	3 058	1 872
INDONESIA	128 534	29 908	18 500	SERB MONTNEG	830	237	152
MALAYSIA	46 216	10 030	6 249	MACEDONIA	3 462	1 004	620
BRUNEI	470	443	279	MOROCCO	21 882	2 541	1 581
SINGAPORE	83 886	14 142	8 814	ALGERIA	19 736	924	567
PHILIPPINES	25 097	6 159	3 827	TUNISIA	13 600	1 863	1 148
MONGOLIA	816	51	31	LIBYA	3 118	966	601
CHINA	39 602	9 730	6 095	EGYPT	47 563	6 282	3 910
SOUTH KOREA	94 064	35 732	22 213	SUDAN	2 362	198	123
JAPAN	197 254	142 494	88 163	MALI	5 046	345	210
TAIWAN	181 781	75 378	46 597	NIGER	5 106	150	92
HONG KONG	53 027	12 905	7 984	SENEGAL	2 980	174	106
AUSTRALIA	109 554	22 782	14 164	GUINEA	1 070	67	40
PAPUA NEW G	1 040	55	32	SIERRA LEONE	2 241	62	39
NEW ZEALAND	14 836	4 439	2 776	IVORY COAST	10 608	965	601
FIJI	1 489	106	65	GHANA	7 939	887	538
UNID COUNTR	2 129	220	133	NIGERIA	39 611	4 395	2 717
523 METAL, SALTS, INORGAN. ACID				CAMEROON	11 322	478	296
IMPORTS	13 834 472	700 058	432 810	GABON	9 065	267	160
FRANCE	2 816 615	113 893	70 367	ZAIRE	2 554	259	160
BELGIUM LUX	1 904 903	76 449	47 297	ETHIOPIA	10 671	835	512
NETHERLANDS	2 452 166	118 468	73 337	KENYA	18 907	1 561	956
ITALY	276 384	15 264	9 447	TANZANIA	1 123	191	117
UNTD KINGDOM	449 082	39 386	24 347	MOZAMBIQUE	5 728	337	213
IRELAND	11 253	2 462	1 526	MADAGASCAR	10 640	423	264
DENMARK	149 371	3 130	1 929	MAURITIUS	5 165	568	350
PORTUGAL	38 588	238	137	ZAMBIA	1 600	308	190
				ZIMBABWE	15 781	1 684	1 041

6 IMPORTS AND EXPORTS (SPECIAL TRADE) BY GROUPS OF THE SITC-REV. III AND BY COUNTRIES OF PRODUCTION AND CONSUMPTION 1994

GROUP COUNTRY	DT = 100 KG	1 000 DM	1 000 \$	GROUP COUNTRY	DT = 100 KG	1 000 DM	1 000 \$
MALAWI	6 069	346	210	CHINA	56 067	22 441	13 937
SOUTH AFRICA	234 876	22 390	13 889	SOUTH KOREA	301	684	436
NAMIBIA	15 325	1 092	670	JAPAN	5 482	6 052	3 786
USA	890 560	191 261	118 097	HONG KONG	3 498	318	184
CANADA	113 505	14 231	8 797	EXPORTS	1 568 701	719 774	444 519
MEXICO	102 957	10 736	6 600	FRANCE	275 648	119 560	73 615
GUATEMALA	10 548	1 084	655	BELGIUM LUX	173 376	44 498	27 570
HONDURAS	12 492	589	360	NETHERLANDS	205 033	42 786	26 402
EL SALVADOR	3 637	418	245	ITALY	95 382	81 260	50 060
NICARAGUA	1 964	127	79	UNTD KINGDOM	60 472	36 158	22 183
COSTA RICA	15 168	1 090	666	IRELAND	2 463	9 176	5 645
PANAMA	16 925	1 267	791	DENMARK	38 193	5 270	3 252
CUBA	2 356	331	201	GREECE	5 399	2 292	1 388
HAITI	1 630	109	68	PORTUGAL	3 913	3 068	1 888
DOMINIC REP	20 281	1 154	701	SPAIN	42 104	14 561	9 021
MARTINIQUE	400	72	44	EU	901 983	358 629	221 024
JAMAICA	3 040	417	255	NORWAY	11 417	2 220	1 355
BARBADOS	1 764	151	97	SWEDEN	13 084	22 768	14 128
TRINIDAD TOB	4 548	277	169	FINLAND	6 594	6 605	4 090
COLOMBIA	23 204	4 167	2 560	SWITZERLAND	105 547	38 705	23 936
VENEZUELA	22 139	3 425	2 105	AUSTRIA	260 075	46 779	29 005
ECUADOR	43 693	5 280	3 246	MALTA	616	1 357	839
PERU	47 456	3 993	2 441	TURKEY	5 120	2 677	1 642
BRAZIL	150 707	22 812	14 159	POLAND	9 904	5 191	3 256
CHILE	34 922	4 970	3 052	CZECH REPUB	17 048	6 050	3 785
BOLIVIA	3 584	507	307	SLOVAKIA	595	211	128
PARAGUAY	2 269	347	212	HUNGARY	7 562	2 975	1 835
URUGUAY	10 306	1 136	708	ROMANIA	599	457	280
ARGENTINA	66 523	9 979	6 150	BULGARIA	326	494	309
CYPRUS	19 830	1 669	1 032	UKRAINE	61	348	221
LEBANON	4 544	732	453	BELARUS	1	50	30
SYRIA	14 666	1 868	1 132	RUSSIA	2 311	726	437
IRAN	33 754	5 361	3 330	SLOVENIA	5 898	2 941	1 818
ISRAEL	95 706	12 434	7 889	CROATIA	1 019	1 476	908
JORDAN	3 558	747	460	MACEDONIA	353	176	109
SAUDI ARABIA	61 584	6 858	4 194	MOROCCO	2 414	314	187
KUWAIT	7 183	878	545	TUNISIA	5 427	598	367
BAHRAIN	5 516	367	218	EGYPT	915	1 309	809
QATAR	324	53	34	SUDAN	508	71	42
ARAB EMIRAT	28 074	2 449	1 492	NIGERIA	9	46	30
OMAN	1 716	180	108	CAMEROON	3	66	42
YEMEN	1 396	108	67	MADAGASCAR	94	54	36
PAKISTAN	23 765	3 285	2 016	ZIMBABWE	957	164	101
INDIA	43 180	6 086	3 764	SOUTH AFRICA	40 350	6 049	3 713
BANGLADESH	11 368	1 660	1 012	USA	67 443	63 356	38 978
SRI LANKA	11 494	596	365	CANADA	784	2 301	1 441
MYANMAR	3 151	459	273	MEXICO	978	564	340
THAILAND	111 366	13 075	8 032	COLOMBIA	832	309	187
VIETNAM	3 936	523	326	VENEZUELA	337	217	128
INDONESIA	135 335	17 024	10 487	PERU	212	325	202
MALAYSIA	70 511	7 933	4 933	BRAZIL	3 546	2 349	1 444
SINGAPORE	104 599	11 676	7 209	CHILE	328	291	167
PHILIPPINES	60 513	7 919	4 879	ARGENTINA	257	250	155
CHINA	53 873	9 172	5 590	LEBANON	57	101	64
SOUTH KOREA	157 634	20 281	12 488	SYRIA	1 687	152	92
JAPAN	222 673	58 477	36 257	IRAN	1 783	870	529
TAIWAN	270 929	24 491	15 120	ISRAEL	2 859	2 022	1 263
HONG KONG	114 711	12 767	7 841	JORDAN	363	133	84
AUSTRALIA	110 082	17 117	10 584	SAUDI ARABIA	100	426	263
PAPUA NEW G	182	50	33	KUWAIT	256	97	58
NEW ZEALAND	20 819	1 372	846	ARAB EMIRAT	44	93	55
FIJI	11 511	454	278	OMAN		78	49
UNID COUNTR	67 291	1 663	958	PAKISTAN	152	109	64
524 OTHER CHEMICAL COMPOUNDS				INDIA	4 081	3 122	1 948
IMPORTS	2 822 452	494 550	307 119	MYANMAR	9	89	51
FRANCE	260 192	43 993	27 662	THAILAND	5 649	2 554	1 570
BELGIUM LUX	694 794	45 929	28 403	INDONESIA	1 325	785	480
NETHERLANDS	382 592	50 173	31 320	MALAYSIA	1 614	1 203	741
ITALY	100 589	115 961	72 252	SINGAPORE	3 085	4 544	2 817
UNTD KINGDOM	78 228	21 436	13 187	PHILIPPINES	291	322	195
IRELAND	114	2 618	1 623	CHINA	293	3 155	2 016
SPAIN	53 215	4 497	2 794	SOUTH KOREA	11 184	9 657	6 006
EU	1 569 885	284 651	177 267	JAPAN	32 787	27 302	16 928
NORWAY	332 553	35 771	22 079	TAIWAN	21 918	7 242	4 501
SWEDEN	92 467	9 601	5 920	HONG KONG	804	73 327	45 477
FINLAND	777	667	426	AUSTRALIA	698	1 978	1 219
SWITZERLAND	30 027	7 386	4 591	NEW ZEALAND	506	237	149
AUSTRIA	132 500	20 197	12 448	525 RADIO-ACTIVE MATERIALS			
TURKEY	9 216	1 206	733	IMPORTS	60 964	1 190 112	733 536
LITHUANIA	2 569	251	145	FRANCE	14 728	193 492	124 026
POLAND	32 806	2 495	1 571	BELGIUM LUX	473	73 099	42 566
CZECH REPUB	35 745	3 426	2 109	NETHERLANDS	301	36 992	23 448
SLOVAKIA	64 368	4 210	2 592	ITALY	9	6 196	3 763
HUNGARY	3 101	170	107	UNTD KINGDOM	12 413	285 736	176 229
ROMANIA	13 156	914	591	IRELAND		46	30
BULGARIA	7 707	318	194	EU	27 924	595 579	370 076
UKRAINE	14 143	1 328	828	SWEDEN	45	10 644	6 537
BELARUS	7 185	1 145	690	FINLAND		388	241
RUSSIA	172 552	13 793	8 557	SWITZERLAND	187	2 643	1 631
KAZAKHSTAN	5 491	100	61	AUSTRIA	19 858	4 659	2 857
UZBEKISTAN	1	100	61	POLAND		84	50
SLOVENIA	102 603	7 456	4 639	CZECH REPUB	4	141	85
MACEDONIA	29	656	407	HUNGARY		465	284
SOUTH AFRICA	315	348	218	RUSSIA	2 950	230 376	138 256
USA	33 498	48 685	30 041	KAZAKHSTAN	152	5 557	3 409
CANADA	954	2 361	1 434	USA	6 576	309 398	191 503
MEXICO	216	55	33	CANADA	739	10 777	6 552
VENEZUELA	24 581	2 543	1 538	ISRAEL		225	135
BRAZIL	29 767	2 388	1 524	CHINA	1 702	7 710	4 756
CHILE	3 741	2 276	1 373	JAPAN	760	10 877	6 745
ARGENTINA	31 180	3 389	2 115	TAIWAN	42	54	32
ISRAEL	410	77	49				
INDIA	3 507	6 550	4 119				

6 IMPORTS AND EXPORTS (SPECIAL TRADE) BY GROUPS OF THE SITC-REV. III AND BY COUNTRIES OF PRODUCTION AND CONSUMPTION 1994

GROUP COUNTRY	DT = 100 KG	1 000 DM	1 000 \$	GROUP COUNTRY	DT = 100 KG	1 000 DM	1 000 \$
HONG KONG	22	200	119	DENMARK	16 360	49 394	30 443
AUSTRALIA		265	164	GREECE	7 205	17 286	10 634
EXPORTS	17 118	293 103	180 445	PORTUGAL	44 407	71 615	44 141
FRANCE	859	19 550	12 204	SPAIN	65 653	118 017	72 903
BELGIUM LUX	234	6 457	3 988	EU	837 040	1 385 299	854 308
NETHERLANDS	50	2 750	1 700	ICELAND		129	493
ITALY	30	16 870	10 406	NORWAY	5 500	15 210	9 394
UNTD KINGDOM	5 785	77 748	48 332	SWEDEN	82 231	55 841	34 510
IRELAND		153	92	FINLAND	92 269	53 493	33 008
DENMARK	16	808	498	SWITZERLAND	80 843	242 859	149 939
GREECE	9	1 495	921	AUSTRIA	82 570	87 299	53 914
PORTUGAL	34	706	432	MALTA		36	141
SPAIN	126	2 713	1 675	TURKEY	52 352	117 027	72 561
EU	7 143	129 250	80 248	ESTONIA		202	459
NORWAY	6	144	86	LATVIA		513	577
SWEDEN	111	3 176	2 036	LITHUANIA	2 095	2 900	1 797
FINLAND	5	714	441	POLAND	19 983	30 971	19 089
SWITZERLAND	211	3 216	1 993	CZECH REPUBL	13 655	18 022	11 152
AUSTRIA	25	8 778	5 417	SLOVAKIA	2 749	5 612	3 454
TURKEY	2	374	233	HUNGARY	10 225	17 468	10 766
POLAND	9	947	588	ROMANIA	2 890	6 457	3 994
CZECH REPUBL	2	888	558	BULGARIA	1 660	4 775	2 949
HUNGARY	44	676	415	UKRAINE	1 206	1 035	646
BULGARIA	16	58	34	BELARUS	1 754	2 719	1 674
RUSSIA	411	14 473	8 644	MOLDOVA		50	102
SLOVENIA	13	229	136	RUSSIA	7 774	8 882	5 537
CROATIA	2	194	119	KAZAKHSTAN		185	266
ALGERIA		122	76	UZBEKISTAN		218	737
KENYA		105	66	KYRGHZYSTAN		144	587
SOUTH AFRICA	4	134	81	SLOVENIA	6 893	12 884	7 918
USA	8 827	119 047	72 737	CROATIA	2 855	7 933	4 863
CANADA		265	165	SERB MONTNEG		7	54
VENEZUELA		85	50	MACEDONIA	1 821	4 516	2 853
BRAZIL	17	217	137	MOROCCO	6 243	9 614	5 916
CHILE	19	58	35	ALGERIA		898	2 526
ARGENTINA		429	268	TUNISIA	2 482	4 790	2 959
IRAN	3	67	38	LIBYA	6 691	1 559	961
ISRAEL	13	148	86	EGYPT	7 158	18 675	11 464
SAUDI ARABIA	23	58	37	SUDAN		25	64
BAHRAIN		153	95	MAURITANIA		95	400
INDIA	17	139	84	MALI		32	145
THAILAND	6	104	63	NIGER		71	290
INDONESIA	20	138	87	SENEGAL		253	780
SINGAPORE	1	125	76	GAMBIA		240	820
CHINA		413	258	GUINEA		68	261
SOUTH KOREA	2	732	463	SIERRA LEONE		20	51
JAPAN	15	5 832	3 598	IVORY COAST	2 267	8 128	5 028
TAIWAN		203	126	GHANA		752	3 447
HONG KONG	146	337	213	BENIN		195	521
AUSTRALIA		593	368	NIGERIA	4 356	19 985	12 171
531 SYNTH. COLOURS, LAKES, ETC.				CAMEROON		191	724
IMPORTS	575 336	889 794	549 787	ZAIRE		168	573
FRANCE	60 362	119 055	73 912	BURUNDI		49	261
BELGIUM LUX	68 445	68 351	41 501	ANGOLA		38	124
NETHERLANDS	24 933	29 064	18 092	ETHIOPIA		415	1 017
ITALY	73 418	48 515	30 036	KENYA		993	2 710
UNTD KINGDOM	85 578	121 005	74 763	UGANDA		21	87
IRELAND		135	84	TANZANIA		132	228
DENMARK	28 321	23 182	14 388	MADAGASCAR		898	3 019
GREECE	1 134	1 643	999	REUNION		74	394
PORTUGAL		57	87	MAURITIUS	1 962	5 469	3 410
SPAIN	38 200	27 829	17 366	ZIMBABWE	1 580	4 190	2 567
EU	380 502	438 917	271 228	MALAWI		46	197
NORWAY	36	108	69	SOUTH AFRICA	24 310	54 799	33 911
SWEDEN	1 905	1 282	796	USA	151 466	476 011	292 928
FINLAND	907	1 990	1 234	CANADA	24 527	63 022	38 841
SWITZERLAND	82 361	263 237	162 162	MEXICO	11 567	33 425	20 650
AUSTRIA	1 871	1 965	1 230	GUATEMALA	2 362	7 274	4 488
TURKEY		194	124	HONDURAS		344	950
POLAND	1 444	2 087	1 278	EL SALVADOR		752	2 695
CZECH REPUBL	7 538	13 552	8 359	COSTA RICA		434	1 343
HUNGARY		64	39	PANAMA	1 208	2 038	1 352
BULGARIA	61	86	52	CUBA		55	251
RUSSIA	21	81	48	DOMINIC REP		558	1 477
SLOVENIA	3 932	605	389	AM VIRGIN IS		52	96
EGYPT	310	1 261	785	JAMAICA		51	176
USA	32 961	59 640	36 954	TRINIDAD TOB		124	256
CANADA		83	50	COLOMBIA	7 491	23 917	14 770
MEXICO	227	781	487	VENEZUELA	3 891	9 834	6 038
BRAZIL	6 432	13 226	8 226	EQUADOR	1 078	3 543	2 177
ARGENTINA	2 065	2 681	1 676	PERU	2 849	9 108	5 636
PAKISTAN	30	86	53	BRAZIL	15 793	50 499	31 359
INDIA	13 545	22 882	14 286	CHILE	3 111	8 963	5 535
THAILAND	221	237	139	BOLIVIA		331	1 040
INDONESIA	477	355	230	PARAGUAY		543	1 081
CHINA	6 303	7 872	4 908	URUGUAY		2 750	7 881
NORTH KOREA	104	86	51	ARGENTINA	6 200	15 308	9 446
SOUTH KOREA	4 994	6 871	4 216	CYPRUS		303	703
JAPAN	25 103	46 297	28 726	LEBANON		542	1 200
TAIWAN	1 398	2 645	1 623	SYRIA	3 786	10 474	6 487
HONG KONG	54	231	149	IRAN	6 775	16 236	9 944
AUSTRALIA		134	82	ISRAEL	15 531	22 032	13 626
EXPORTS	1 941 541	3 791 284	2 337 827	JORDAN		465	1 120
FRANCE	166 009	247 135	152 458	SAUDI ARABIA	1 905	5 945	3 672
BELGIUM LUX	69 958	126 793	78 240	KUWAIT		169	397
NETHERLANDS	81 036	140 038	86 422	BAHRAIN		133	176
ITALY	229 624	363 095	223 462	ARAB EMIRAT	1 236	3 142	1 941
UNTD KINGDOM	141 782	236 624	146 150	OMAN		46	144
IRELAND	15 006	15 302	9 455	YEMEN		79	207
				AFGHANISTAN		37	67
				PAKISTAN	10 324	24 700	15 235
				INDIA	4 712	21 750	13 464
				BANGLADESH	2 227	4 654	2 877
				SRI LANKA	814	2 199	1 358
				NEPAL		128	665
				MYANMAR	300	1 394	856

6 IMPORTS AND EXPORTS (SPECIAL TRADE) BY GROUPS OF THE SITC-REV. III AND BY COUNTRIES OF PRODUCTION AND CONSUMPTION 1994

GROUP COUNTRY	DT = 100 KG	1 000 DM	1 000 \$	GROUP COUNTRY	DT = 100 KG	1 000 DM	1 000 \$
THAILAND	16 703	42 659	26 210	PANAMA	353	151	94
VIETNAM	121	234	143	DOMINIC REP	786	114	69
INDONESIA	21 709	45 073	27 881	COLOMBIA	2 495	776	475
MALAYSIA	13 799	25 970	15 978	VENEZUELA	9 279	1 286	776
SINGAPORE	15 153	30 372	18 757	ECUADOR	367	152	92
PHILIPPINES	4 324	11 970	7 301	PERU	353	178	109
CHINA	2 308	6 734	4 145	BRAZIL	697	344	209
SOUTH KOREA	11 767	43 702	26 852	CHILE	3 752	1 115	687
JAPAN	63 782	175 418	108 143	BOLIVIA	274	73	46
TAIWAN	26 750	79 348	48 962	PARAGUAY	245	127	77
HONG KONG	74 032	207 329	127 316	URUGUAY	5 509	1 760	1 080
AUSTRALIA	26 904	44 431	27 413	ARGENTINA	992	410	255
NEW ZEALAND	4 304	9 472	5 878	LEBANON	3 683	613	382
UNID COUNTR	86	197	123	SYRIA	3 070	458	281
				IRAN	1 733	523	327
				ISRAEL	1 799	978	606
				JORDAN	1 844	318	199
532 DYEING, TANNING MATERIALS				SAUDI ARABIA	16 793	2 357	1 443
IMPORTS	129 578	51 469	31 774	PAKISTAN	51 919	10 026	6 162
FRANCE	14 490	4 248	2 622	INDIA	7 302	2 373	1 470
BELGIUM LUX	1 333	1 853	1 147	BANGLADESH	19 813	3 733	2 305
NETHERLANDS	4 684	6 085	3 772	SRI LANKA	262	57	35
ITALY	21 030	5 956	3 692	NEPAL	800	89	55
UNTD KINGDOM	12 607	2 368	1 462	THAILAND	37 385	6 697	4 143
DENMARK	862	478	302	VIETNAM	315	62	37
SPAIN	9 279	5 776	3 580	INDONESIA	31 502	5 372	3 312
EU	64 323	26 823	16 615	MALAYSIA	1 748	288	180
SWITZERLAND	791	2 728	1 661	SINGAPORE	529	141	84
TURKEY	1 278	205	125	PHILIPPINES	5 777	919	567
POLAND	610	88	53	CHINA	26 588	3 847	2 378
CZECH REPUB	1 876	535	329	SOUTH KOREA	69 489	14 681	9 016
SLOVENIA	5 024	885	545	JAPAN	28 258	9 267	5 697
MOROCCO	11	86	53	TAIWAN	99 591	17 314	10 681
EGYPT	205	187	114	HONG KONG	43 436	8 856	5 430
ETHIOPIA	646	3 279	1 983	AUSTRALIA	7 322	2 204	1 368
SOUTH AFRICA	29 146	3 483	2 146	NEW ZEALAND	8 739	1 660	1 028
USA	665	1 266	780				
CANADA	33	72	43	533 PIGMENTS, PAINTS, ETC.			
MEXICO	1 333	1 704	1 059	IMPORTS	6 458 045	1 926 756	1 192 190
PERU	1 888	2 478	1 552	FRANCE	842 370	261 858	162 373
BRAZIL	5 954	997	620	BELGIUM LUX	695 006	273 343	169 024
PARAGUAY	6 690	964	596	NETHERLANDS	1 345 344	348 100	214 814
ARGENTINA	5 198	881	541	ITALY	179 106	64 758	39 958
INDIA	333	1 100	675	UNTD KINGDOM	629 036	250 275	156 827
CHINA	1 747	770	476	IRELAND	7 581	6 241	3 880
JAPAN	473	1 200	741	DENMARK	115 647	47 468	29 164
TAIWAN	15	123	75	GREECE	109	63	39
HONG KONG	1 110	717	449	PORTUGAL	801	330	208
AUSTRALIA	22	756	458	SPAIN	161 819	76 704	47 246
EXPORTS	1 211 860	248 057	153 034	EU	3 976 819	1 329 140	822 533
FRANCE	38 901	9 046	5 575	NORWAY	26 120	13 123	8 243
BELGIUM LUX	8 497	3 106	1 916	SWEDEN	128 075	41 978	25 964
NETHERLANDS	62 068	11 558	7 136	FINLAND	99 525	39 015	24 110
ITALY	196 226	34 243	21 115	SWITZERLAND	252 789	201 778	124 598
UNTD KINGDOM	18 828	5 304	3 280	AUSTRIA	1 680 176	103 808	64 589
IRELAND	7 088	942	589	MALTA	67	102	66
DENMARK	4 124	2 324	1 439	TURKEY	145	68	43
GREECE	8 089	1 666	1 021	POLAND	13 238	3 121	1 924
PORTUGAL	27 331	5 307	3 267	CZECH REPUB	40 417	5 825	3 631
SPAIN	86 427	11 259	6 987	SLOVAKIA	1 017	141	85
EU	457 579	84 755	52 325	HUNGARY	1 187	335	208
NORWAY	6 677	2 052	1 274	ROMANIA	763	187	110
SWEDEN	7 785	2 388	1 494	UKRAINE	8 639	1 353	814
FINLAND	5 459	1 509	935	BELARUS	2 440	2 598	1 609
SWITZERLAND	6 421	2 367	1 465	RUSSIA	2 018	356	214
AUSTRIA	10 494	4 083	2 522	SLOVENIA	6 958	464	284
TURKEY	8 934	2 541	1 570	CROATIA	156	187	115
ESTONIA	8	64	37	EGYPT	50	52	33
LITHUANIA	910	183	115	NIGERIA	4 081	111	64
POLAND	13 343	4 073	2 535	SOUTH AFRICA	186 010	139 165	82 039
CZECH REPUB	5 890	2 153	1 334	USA	3 724	2 712	1 658
SLOVAKIA	5 077	1 195	744	CANADA	1 421	343	213
HUNGARY	6 788	1 957	1 207	MEXICO	140	70	43
ROMANIA	3 875	635	396	VENEZUELA	17 073	3 845	2 479
BULGARIA	4 369	708	431	BRAZIL	1 573	812	492
UKRAINE	1 041	321	196	ISRAEL	586	182	94
BELARUS	7 857	3 349	2 087	SAUDI ARABIA	220	196	127
RUSSIA	4 395	1 949	1 173	ARAB EMIRAT	407	485	299
KAZAKHSTAN	151	71	45	INDIA	122	83	54
SLOVENIA	9 122	2 188	1 369	MALAYSIA	854	376	227
CROATIA	3 085	645	397	CHINA	2 418	1 356	848
MACEDONIA	5 461	1 170	723	SOUTH KOREA	2 496	700	442
MOROCCO	11 406	1 867	1 165	JAPAN	15 379	37 781	23 371
ALGERIA	2 096	656	390	TAIWAN	357	505	313
TUNISIA	2 969	744	459	HONG KONG	441	186	112
EGYPT	5 900	1 140	704	AUSTRALIA	26	72	47
SUDAN	500	63	40	EXPORTS	12 429 639	5 280 941	3 265 334
MALI	380	51	30	FRANCE	1 602 622	582 718	359 768
IVORY COAST	7	56	36	BELGIUM LUX	1 263 842	462 934	285 913
NIGERIA	2 996	784	493	NETHERLANDS	1 762 925	441 637	272 869
CAMEROON	600	84	51	ITALY	707 264	427 226	263 217
ETHIOPIA	7 786	1 531	958	UNTD KINGDOM	536 264	310 543	191 842
KENYA	1 446	404	245	IRELAND	28 392	17 568	10 845
MADAGASCAR	238	135	85	DENMARK	234 261	120 063	74 171
ZIMBABWE	1 319	452	280	GREECE	130 726	65 060	40 084
SOUTH AFRICA	18 862	4 416	2 740	PORTUGAL	71 030	47 971	29 623
BOTSWANA	141	78	48	SPAIN	334 934	196 182	121 220
USA	66 000	12 162	7 474	EU	6 672 260	2 671 902	1 649 552
CANADA	11 883	1 957	1 204	CANARY IS	3 720	1 828	1 120
MEXICO	2 540	763	468	ICELAND	6 411	3 285	2 029
GUATEMALA	399	163	98	NORWAY	93 321	45 890	28 461
HONDURAS	2 661	343	211				
EL SALVADOR	156	63	38				
COSTA RICA	1 295	159	100				

6 IMPORTS AND EXPORTS (SPECIAL TRADE) BY GROUPS OF THE SITC-REV. III AND BY COUNTRIES OF PRODUCTION AND CONSUMPTION 1994

GROUP COUNTRY	DT = 100 KG	1 000 DM	1 000 \$	GROUP COUNTRY	DT = 100 KG	1 000 DM	1 000 \$
SWEDEN	224 718	138 192	85 629	INDONESIA	38 023	22 277	13 832
FINLAND	123 169	58 380	36 205	MALAYSIA	38 183	16 533	10 230
SWITZERLAND	1 443 409	328 927	203 762	BRUNEI		204	120
AUSTRIA	1 051 508	411 182	254 474	SINGAPORE	38 248	29 159	18 069
MALTA	2 939	2 781	1 729	PHILIPPINES	11 612	7 070	4 411
SAN MARINO	52	83	50	CHINA	24 109	11 554	7 099
TURKEY	112 597	60 625	37 480	NORTH KOREA		35	129
ESTONIA	5 670	1 620	1 015	SOUTH KOREA	55 858	45 698	28 311
LATVIA	8 446	2 648	1 657	JAPAN	94 322	87 186	54 164
LITHUANIA	22 259	6 352	3 948	TAIWAN	100 987	65 813	40 953
POLAND	305 486	140 670	87 456	HONG KONG	64 273	64 863	40 192
CZECH REPUB.	241 693	119 612	74 227	AUSTRALIA	47 711	42 433	26 442
SLOVAKIA	37 354	22 116	13 747	PAPUA NEW G		100	73
HUNGARY	99 143	57 176	35 414	NEW ZEALAND	10 584	8 608	5 365
ROMANIA	45 017	19 210	11 888	NEW CALEDON		205	67
BULGARIA	23 611	13 748	8 528	FR POLYNESIA		532	216
UKRAINE	25 106	9 257	5 760	SHIPS SUPPL		244	296
BELARUS	15 582	4 668	2 877	UNID COUNTR	16 404	5 453	3 334
MOLDOVA	416	505	315				
RUSSIA	128 722	50 404	31 369	541 MEDICINES, ETC. EXC. GRP542			
GEORGIA	310	151	89				
AZERBAIJAN	222	149	96	IMPORTS	456 407	3 282 936	2 027 589
KAZAKHSTAN	2 673	911	565				
UZBEKISTAN	242	467	282	FRANCE	41 982	219 626	136 334
SLOVENIA	41 048	26 135	16 212	BELGIUM LUX	27 186	125 528	77 925
CROATIA	22 639	13 107	8 115	NETHERLANDS	13 626	117 668	72 641
MACEDONIA	6 063	4 130	2 579	ITALY	12 065	101 327	62 992
MOROCCO	28 403	7 446	4 683	UNTD KINGDOM	40 156	203 360	125 617
ALGERIA	1 488	1 251	775	IRELAND	4 509	88 248	54 906
TUNISIA	15 756	8 135	4 989	DENMARK	13 592	57 882	35 893
LIBYA	27 949	6 855	4 164	GREECE		61	36
EGYPT	19 327	12 544	7 764	PORTUGAL	5 793	14 477	8 974
SUDAN	327	189	118	SPAIN	9 442	68 739	42 511
MAURITANIA	149	71	46	EU	168 358	996 916	617 829
SENEGAL	71	56	36	NORWAY		301	2 652
GAMBIA	82	118	71	SWEDEN		687	13 012
SIERRA LEONE	62	81	51	FINLAND		553	7 629
IVORY COAST	765	469	286	SWITZERLAND	40 331	494 070	302 009
GHANA	1 090	436	264	AUSTRIA	43 135	272 846	167 414
NIGERIA	12 893	10 396	6 390	TURKEY	1 106	3 065	1 868
CAMEROON	631	285	173	ESTONIA		27	113
CENT AFR REP	74	80	51	LATVIA		129	164
ZAIRE	487	997	609	LITHUANIA		192	403
RWANDA	73	83	48	POLAND	2 153	3 300	2 027
BURUNDI	329	206	126	CZECH REPUB.	7 774	18 865	11 662
ANGOLA	223	103	62	SLOVAKIA	1 513	10 628	6 583
ETHIOPIA	583	409	251	HUNGARY	4 447	5 619	3 466
KENYA	1 109	1 026	642	ROMANIA	2 507	4 013	2 434
UGANDA	113	129	79	BULGARIA	1 259	5 098	3 115
TANZANIA	660	233	142	UKRAINE		442	854
MOZAMBIQUE	212	82	51	BELARUS		200	384
MADAGASCAR	536	240	147	RUSSIA	12 380	33 601	20 654
REUNION	1 348	510	319	GEORGIA		23	262
MAURITIUS	637	489	302	SLOVENIA		484	1 798
ZIMBABWE	1 181	735	447	CROATIA	5 898	12 385	7 638
SOUTH AFRICA	45 555	32 143	20 005	BOS HERZEGOV		42	67
USA	340 406	241 623	149 210	TUNISIA		12	297
CANADA	72 154	28 233	17 288	SOUTH AFRICA		69	787
GREENLAND	91	83	48	NAMIBIA		9	69
MEXICO	13 837	16 231	10 039	USA	45 559	890 982	545 922
GUATEMALA	2 893	2 237	1 386	CANADA	1 400	57 222	35 471
HONDURAS	650	488	302	MEXICO	1 913	17 906	11 163
EL SALVADOR	2 111	2 303	1 417	NICARAGUA		43	577
NICARAGUA	97	52	34	COSTA RICA		22	72
COSTA RICA	2 148	2 046	1 268	BAHAMAS		1	2 354
PANAMA	969	980	604	BRAZIL	2 025	25 918	15 304
CUBA	1 837	551	336	CHILE		28	174
HAITI	354	153	93	ARGENTINA		216	6 386
DOMINIC REP	4 675	1 526	957	ISRAEL		687	8 550
GUADELOUPE	395	377	233	OMAN		27	287
MARTINIQUE	348	422	262	INDIA	2 265	11 126	6 941
JAMAICA	114	190	117	THAILAND		706	1 695
BARBADOS	757	1 107	689	INDONESIA		224	555
TRINIDAD TOB	248	161	100	MALAYSIA		705	2 825
COLOMBIA	17 478	10 476	6 502	SINGAPORE		1	101
VENEZUELA	9 812	5 111	3 123	CHINA	66 004	173 218	107 183
SURINAME	8 216	125	78	NORTH KOREA		31	180
ECUADOR	8 226	4 492	2 749	SOUTH KOREA		729	7 859
PERU	13 036	5 005	3 126	JAPAN	38 695	185 786	114 842
BRAZIL	94 727	50 055	31 008	TAIWAN		170	319
CHILE	9 939	7 600	4 705	HONG KONG		317	816
BOLIVIA	2 169	1 059	663	MACAO		38	1 195
PARAGUAY	328	467	285	AUSTRALIA		216	4 599
URUGUAY	5 046	3 352	2 064	NEW ZEALAND		316	1 565
ARGENTINA	44 954	21 398	13 184	EXPORTS	594 643	5 694 427	3 520 586
CYPRUS	4 729	2 866	1 788				
LEBANON	18 130	4 979	3 067	FRANCE	73 170	548 262	339 090
SYRIA	14 901	4 734	2 939	BELGIUM LUX	19 652	143 193	88 853
IRAN	21 746	9 817	5 996	NETHERLANDS	73 408	384 671	240 150
ISRAEL	65 954	39 041	24 061	ITALY	38 369	421 279	259 858
JORDAN	8 360	3 259	1 970	UNTD KINGDOM	23 965	270 427	166 747
SAUDI ARABIA	44 296	19 352	11 867	IRELAND	15 178	85 636	52 667
KUWAIT	8 083	3 345	2 053	DENMARK	17 760	99 679	61 595
BAHRAIN	1 743	1 221	746	GREECE	4 878	48 963	30 189
QATAR	857	532	335	PORTUGAL	5 650	62 732	38 779
ARAB EMIRAT	22 697	10 891	6 755	SPAIN	20 497	231 989	142 707
OMAN	826	469	298	EU	292 527	2 296 831	1 420 635
YEMEN	5 043	2 377	1 418	CANARY IS		73	2 932
PAKISTAN	15 136	6 731	4 142	ICELAND		91	405
INDIA	18 001	10 834	6 708	NORWAY	3 461	22 672	14 005
BANGLADESH	8 950	3 680	2 277	SWEDEN	6 303	58 237	36 149
SRI LANKA	8 054	4 932	3 066	FINLAND	2 743	23 679	14 665
NEPAL	183	115	70	SWITZERLAND	22 812	269 212	166 998
MYANMAR	367	1 056	675	AUSTRIA	26 908	245 745	151 860
THAILAND	38 735	30 846	19 043	MALTA		102	679
VIETNAM	2 056	1 871	1 162				

6 IMPORTS AND EXPORTS (SPECIAL TRADE) BY GROUPS OF THE SITC-REV. III AND BY COUNTRIES OF PRODUCTION AND CONSUMPTION 1994

GROUP COUNTRY	DT = 100 KG	1 000 DM	1 000 \$	GROUP COUNTRY	DT = 100 KG	1 000 DM	1 000 \$
TURKEY	3 463	51 050	31 485	BANGLADESH	2 521	13 021	8 030
ESTONIA	60	969	598	SRI LANKA	245	1 581	981
LATVIA	319	2 617	1 613	NEPAL	38	299	190
LITHUANIA	344	3 134	1 937	MYANMAR	20	484	299
POLAND	10 338	57 731	35 575	THAILAND	5 919	44 612	27 349
CZECH REPUBL	4 951	39 908	24 727	LAOS	9	107	67
SLOVAKIA	878	9 629	5 919	VIETNAM	947	3 991	2 442
HUNGARY	3 216	35 955	22 262	CAMBODIA	10	100	60
ROMANIA	1 243	5 244	3 220	INDONESIA	2 744	22 305	13 810
BULGARIA	850	7 805	4 864	MALAYSIA	1 245	5 348	3 302
ALBANIA	20	187	113	SINGAPORE	3 189	26 975	16 527
UKRAINE	484	4 851	3 042	PHILIPPINES	3 106	14 048	8 643
BELARUS	255	1 810	1 132	MONGOLIA	33	111	71
MOLDOVA	6	57	36	CHINA	1 132	23 961	14 653
RUSSIA	3 772	28 618	17 640	NORTH KOREA	8	61	37
GEORGIA	14	153	94	SOUTH KOREA	4 453	63 471	39 183
ARMENIA	3	50	33	JAPAN	26 918	911 562	565 035
AZERBAIJAN	12	106	61	TAIWAN	3 252	39 290	24 190
KAZAKHSTAN	183	921	570	HONG KONG	8 868	51 502	31 935
UZBEKISTAN	13	249	152	AUSTRALIA	7 018	62 439	38 880
SLOVENIA	1 795	9 573	5 899	NEW ZEALAND	1 186	9 830	6 082
CROATIA	1 276	9 903	6 108	FIJI	5	59	38
BOS HERZEGOV	3	71	43	FR POLYNESIA	20	57	37
SERB MONTNEG	653	9 300	5 799	UNID COUNTR	77	559	332
MACEDONIA	323	1 369	867				
MOROCCO	479	2 479	1 536	542 MEDICAMENTS			
ALGERIA	189	1 518	892	IMPORTS	730 385	5 366 469	3 321 531
TUNISIA	206	2 276	1 390	FRANCE	115 144	767 841	474 257
LIBYA	153	1 281	783	BELGIUM LUX	37 492	435 022	268 606
EGYPT	1 882	20 126	12 303	NETHERLANDS	40 908	237 626	147 329
SUDAN	199	1 803	1 114	ITALY	88 154	501 929	310 002
MAURITANIA	9	81	50	UNTD KINGDOM	88 228	677 320	419 122
MALI	14	219	137	IRELAND	80 786	356 954	224 163
BURKINA FASO	91	375	240	DENMARK	7 124	178 980	110 915
CAPE VERDE	13	86	55	GREECE	3 325	16 309	10 018
SENEGAL	8	108	67	PORTUGAL	1 135	12 749	7 881
GUINEA	2	47	30	SPAIN	43 249	134 095	82 955
SIERRA LEONE	23	125	78	EU	505 545	3 318 825	2 055 248
IVORY COAST	22	163	97	NORWAY	17 153	15 274	9 423
GHANA	442	2 404	1 457	SWEDEN	17 023	524 070	323 962
TOGO	77	383	241	FINLAND	1 469	42 293	26 538
BENIN	20	212	128	SWITZERLAND	85 376	838 211	518 634
NIGERIA	956	4 186	2 807	AUSTRIA	75 869	101 705	62 884
CAMEROON	43	425	271	MALTA	371	1 245	769
ZAIRE	18	192	122	SAN MARINO	6	61	37
RWANDA	23	208	128	TURKEY	949	1 472	914
BURUNDI	45	595	355	POLAND	552	3 746	2 259
ANGOLA	80	315	191	CZECH REPUBL	487	6 876	4 256
ETHIOPIA	371	3 365	2 090	SLOVAKIA	200	3 756	2 323
ERITREA	21	126	74	HUNGARY	1 333	12 489	7 804
SOMALIA	12	87	55	ROMANIA	201	2 408	1 417
KENYA	214	1 788	1 121	BULGARIA	201	921	573
UGANDA	195	421	249	RUSSIA	22	192	124
TANZANIA	132	1 238	763	SLOVENIA	76	737	454
MOZAMBIQUE	5	165	100	CROATIA	593	753	459
MADAGASCAR	40	504	306	TUNISIA	4	230	135
MAURITIUS	19	286	164	SOUTH AFRICA	22	1 220	758
ZAMBIA	171	1 190	735	USA	15 014	283 997	175 760
ZIMBABWE	321	1 481	911	CANADA	1 961	126 073	77 379
MALAWI	14	590	372	BRAZIL	28	8 503	5 208
SOUTH AFRICA	3 449	41 459	25 818	ARGENTINA	8	48	31
SWAZILAND	642	1 651	1 016	CYPRUS	46	348	215
USA	60 109	500 326	308 246	ISRAEL	1 257	9 572	5 931
CANADA	2 605	31 206	19 175	INDIA	600	1 172	724
MEXICO	10 074	97 686	60 295	MALAYSIA	1 628	1 205	764
GUATEMALA	1 164	4 708	2 909	SINGAPORE	151	517	318
HONDURAS	69	470	278	CHINA	792	606	366
EL SALVADOR	123	1 521	931	SOUTH KOREA	46	1 466	886
NICARAGUA	34	583	356	JAPAN	963	48 609	30 114
COSTA RICA	411	1 863	1 136	TAIWAN	19	120	78
PANAMA	747	20 983	12 946	AUSTRALIA	272	7 495	4 635
CUBA	380	2 436	1 493	NEW ZEALAND	129	136	83
HAITI	56	456	280	EXPORTS	1 228 437	8 443 180	5 218 549
BAHAMAS	1	137	84	FRANCE	56 913	291 916	179 959
DOMINIC REP	374	1 799	1 108	BELGIUM LUX	55 436	482 318	297 998
JAMAICA	7	108	69	NETHERLANDS	85 043	343 326	211 904
BARBADOS	21	766	466	ITALY	52 702	422 788	260 395
TRINIDAD TOB	76	322	206	UNTD KINGDOM	104 308	679 429	420 220
ARUBA	9	269	157	IRELAND	2 602	24 357	14 980
NETH ANTILL	79	264	164	DENMARK	27 365	82 355	50 955
COLOMBIA	2 661	33 520	20 588	GREECE	12 799	126 196	77 976
VENEZUELA	2 303	15 318	9 343	PORTUGAL	13 250	102 869	63 411
ECUADOR	713	11 782	7 211	SPAIN	27 906	279 668	171 496
PERU	1 533	8 224	5 081	EU	438 324	2 835 221	1 749 294
BRAZIL	10 992	116 532	72 051	CEUTA MEL	1	329	193
CHILE	1 698	9 552	5 918	ICELAND	180	701	433
BOLIVIA	251	1 371	863	NORWAY	8 247	39 972	24 682
PARAGUAY	124	1 122	698	SWEDEN	28 124	150 784	93 107
URUGUAY	610	2 909	1 803	FINLAND	13 313	63 217	39 099
ARGENTINA	3 584	53 674	33 009	SWITZERLAND	76 103	1 150 053	713 064
CYPRUS	431	1 927	1 183	AUSTRIA	111 847	692 644	428 402
LEBANON	358	3 221	1 983	ANDORRA	7	142	88
SYRIA	1 138	5 146	3 181	MALTA	1 016	5 438	3 374
IRAQ	59	1 700	1 027	TURKEY	4 961	45 211	28 026
IRAN	2 543	20 698	12 668	ESTONIA	1 184	6 506	4 035
ISRAEL	2 986	34 048	21 050	LATVIA	1 250	5 519	3 486
JORDAN	291	3 171	1 973	LITHUANIA	2 266	8 013	4 960
SAUDI ARABIA	1 851	28 143	17 359	POLAND	71 814	186 216	114 938
KUWAIT	183	4 788	2 903	CZECH REPUBL	20 295	111 779	68 982
BAHRAIN	116	1 171	720	SLOVAKIA	6 569	37 264	23 017
QATAR	137	1 477	899	HUNGARY	21 180	115 600	71 307
ARAB EMIRAT	670	4 990	3 076	ROMANIA	1 473	12 049	7 543
OMAN	2 999	15 144	9 293				
YEMEN	66	1 146	702				
PAKISTAN	1 211	16 018	9 875				
INDIA	5 573	38 983	24 175				

6 IMPORTS AND EXPORTS (SPECIAL TRADE) BY GROUPS OF THE SITC-REV. III AND BY COUNTRIES OF PRODUCTION AND CONSUMPTION 1994

GROUP COUNTRY	DT = 100 KG	1 000 DM	1 000 \$	GROUP COUNTRY	DT = 100 KG	1 000 DM	1 000 \$
BULGARIA	3 224	13 920	8 642	VIETNAM	5 031	7 108	4 390
ALBANIA	14	60	37	INDONESIA	790	9 149	5 660
UKRAINE	5 558	45 611	27 941	MALAYSIA	2 977	18 887	11 668
BELARUS	624	5 537	3 379	SINGAPORE	2 402	18 621	11 440
MOLDOVA	302	2 072	1 332	PHILIPPINES	1 584	23 044	14 201
RUSSIA	81 541	271 883	165 538	MONGOLIA	226	799	515
GEORGIA	21	535	325	CHINA	39 619	48 895	30 729
AZERBAIJAN	8	189	120	NORTH KOREA		50	32
KAZAKHSTAN	6 475	41 904	26 337	SOUTH KOREA	3 126	31 047	19 223
TURKMENISTAN	665	2 291	1 332	JAPAN	38 604	712 231	439 944
UZBEKISTAN	346	2 612	1 586	TAIWAN	10 069	63 128	38 865
KYRGHYZSTAN	277	1 294	758	HONG KONG	16 230	67 931	42 233
SLOVENIA	6 208	23 892	14 887	MACAO		218	136
CROATIA	4 054	12 452	7 788	AUSTRALIA	8 208	114 562	71 081
BOS HERZEGOV	69	396	238	PAPUA NEW G	131	1 222	727
SERB MONTNEG	416	6 780	4 246	NEW ZEALAND	3 798	15 225	9 429
MACEDONIA	43	647	407	FR POLYNESIA	44	142	91
MOROCCO	1 502	6 333	3 895	UNID COUNTR	102	590	360
ALGERIA	3 090	7 287	4 638				
TUNISIA	1 469	2 049	1 282	551 ESSNTL.OIL,PERFUME,FLAVR			
LIBYA	13 456	22 594	13 849	IMPORTS	399 890	631 012	388 984
EGYPT	2 231	24 712	15 364	FRANCE	49 045	143 225	88 358
SUDAN	139	1 340	818	BELGIUM LUX	25 524	23 438	14 504
BURKINA FASO	52	71	45	NETHERLANDS	49 285	80 429	49 500
GAMBIA	5	188	111	ITALY	19 862	20 695	12 738
GUINEA	1 345	4 630	2 955	UNTD KINGDOM	41 030	57 438	35 495
SIERRA LEONE	37	71	46	IRELAND	6 930	17 460	10 796
IVORY COAST	271	1 675	1 026	DENMARK	2 209	1 846	1 143
GHANA	145	989	606	GREECE	775	1 049	665
TOGO	50	292	180	PORTUGAL	256	50	30
BENIN	18	77	51	SPAIN	10 166	15 328	9 438
NIGERIA	475	2 495	1 572	EU	205 082	360 958	222 667
CAMEROON	12	107	65	SWEDEN	8 629	3 826	2 369
ZAIRE	13	98	63	SWITZERLAND	28 666	152 880	93 919
RWANDA	66	135	86	AUSTRIA	5 245	6 151	3 820
BURUNDI	23	92	61	TURKEY	80	875	543
ANGOLA	47	68	43	LATVIA	1 932	147	91
ETHIOPIA	2 624	2 716	1 691	LITHUANIA	713	51	34
ERITREA	3	48	31	POLAND	26 082	3 180	1 970
DJIBOUTI	16	74	47	CZECH REPUBL	1 379	323	198
KENYA	984	7 145	4 515	SLOVAKIA	84	106	62
UGANDA	114	1 001	617	HUNGARY	1 743	807	495
TANZANIA	901	2 081	1 290	ROMANIA	307	374	234
SEYCHELLES	1	57	33	BULGARIA	102	520	313
MOZAMBIQUE	342	1 786	1 129	ALBANIA	13	72	42
MADAGASCAR	141	465	299	BELARUS	936	101	62
MAURITIUS	275	1 437	884	MOLDOVA	6 857	660	422
ZAMBIA	58	414	253	RUSSIA	6 137	951	582
ZIMBABWE	200	1 672	1 043	KAZAKHSTAN	329	103	64
MALAWI	38	278	166	SLOVENIA	13	214	129
SOUTH AFRICA	7 200	72 859	45 205	CROATIA	1 489	824	509
NAMIBIA	11	63	38	MACEDONIA	101	72	45
BOTSWANA	375	1 200	731	MOROCCO	1 692	705	444
USA	17 866	484 725	301 535	TUNISIA	71	232	143
CANADA	5 705	113 206	70 731	EGYPT	51	757	468
MEXICO	4 319	38 965	24 243	IVORY COAST	20	66	40
GUATEMALA	622	4 777	2 939	MADAGASCAR	1 689	1 000	619
BELIZE	13	102	65	REUNION	9	168	100
HONDURAS	344	1 531	945	SOUTH AFRICA	3 051	1 956	1 208
EL SALVADOR	716	8 049	4 966	USA	25 288	47 630	29 368
NICARAGUA	371	745	456	CANADA	153	430	258
COSTA RICA	435	2 915	1 809	MEXICO	291	936	581
PANAMA	1 577	22 981	14 192	GUATEMALA	18	163	101
CUBA	522	1 291	795	BELIZE	536	120	76
HAITI	60	358	209	PANAMA	204	139	84
BAHAMAS	8	82	50	CUBA	780	611	391
DOMINIC REP	483	2 924	1 795	HAITI	60	427	260
GUADELOUPE	20	152	94	VENEZUELA	90	288	165
JAMAICA	27	336	209	PERU	190	576	354
BARBADOS	413	660	408	BRAZIL	41 968	10 138	6 262
TRINIDAD TOB	903	803	495	CHILE	542	124	77
ARUBA	69	742	456	PARAGUAY	277	716	450
NETH ANTILL	78	755	471	URUGUAY	248	249	151
COLOMBIA	1 345	19 027	11 615	ARGENTINA	1 411	2 071	1 287
VENEZUELA	4 323	12 084	7 373	CYPRUS	755	408	249
GUYANA	3	52	32	LEBANON	192	85	51
SURINAME	66	781	491	IRAN	348	102	65
ECUADOR	1 646	34 067	21 118	ISRAEL	1 734	2 064	1 280
PERU	512	3 720	2 290	INDIA	2 990	4 269	2 642
BRAZIL	2 125	31 592	19 647	SRI LANKA	99	366	225
CHILE	2 046	12 633	7 849	NEPAL	17	68	43
BOLIVIA	440	1 263	784	BHUTAN	18	51	30
PARAGUAY	273	2 318	1 426	VIETNAM	61	69	42
URUGUAY	524	2 209	1 363	INDONESIA	2 242	5 477	3 404
ARGENTINA	7 594	32 387	19 900	SINGAPORE	421	487	301
CYPRUS	2 401	12 798	7 718	CHINA	15 597	11 623	7 178
LEBANON	7 870	21 901	13 572	NORTH KOREA	8	53	31
SYRIA	756	4 206	2 558	JAPAN	380	1 326	829
IRAQ	1 795	1 082	642	TAIWAN	145	211	131
IRAN	3 288	12 657	7 958	AUSTRALIA	180	1 349	838
ISRAEL	4 903	67 923	41 768	EXPORTS	366 595	840 354	518 767
JORDAN	5 456	15 309	9 437	FRANCE	49 349	109 061	67 219
SAUDI ARABIA	21 199	111 916	68 872	BELGIUM LUX	14 760	35 504	21 960
KUWAIT	7 082	14 998	9 245	NETHERLANDS	19 594	44 270	27 381
BAHRAIN	765	3 911	2 425	ITALY	31 494	72 986	44 925
QATAR	1 058	4 594	2 856	UNTD KINGDOM	36 515	76 445	47 308
ARAB EMIRAT	8 540	20 824	12 842	IRELAND	307	950	589
OMAN	3 799	5 351	3 276	DENMARK	4 628	8 617	5 334
YEMEN	1 903	4 722	2 824	GREECE	3 324	8 034	4 944
AFGHANISTAN	29	140	82	PORTUGAL	497	1 119	689
PAKISTAN	8 027	33 284	20 535	SPAIN	23 507	52 480	32 388
INDIA	2 118	11 399	7 098	EU	183 975	409 466	252 737
BANGLADESH	2 851	8 955	5 707				
SRI LANKA	720	3 205	1 982				
MYANMAR	5 259	857	522				
THAILAND	5 371	44 295	27 217				

6 IMPORTS AND EXPORTS (SPECIAL TRADE) BY GROUPS OF THE SITC-REV. III AND BY COUNTRIES OF PRODUCTION AND CONSUMPTION 1994

GROUP COUNTRY	DT = 100 KG	1 000 DM	1 000 \$	GROUP COUNTRY	DT = 100 KG	1 000 DM	1 000 \$
ICELAND	44	78	49	553 PERFUMERY, COSMETICS, ETC.			
NORWAY	1 113	3 081	1 905	IMPORTS	1 427 557	2 258 291	1 398 575
SWEDEN	3 233	8 553	5 301	FRANCE	440 734	1 103 398	683 065
FINLAND	2 126	5 987	3 703	BELGIUM LUX	71 947	85 306	52 927
SWITZERLAND	13 155	37 704	23 287	NETHERLANDS	75 485	71 961	44 594
AUSTRIA	13 082	34 008	21 053	ITALY	113 191	123 437	76 990
MALTA	917	1 840	1 138	UNT D KINGDOM	327 861	286 189	177 392
SAN MARINO	20	66	42	IRELAND	81 441	130 832	80 724
TURKEY	5 896	11 885	7 356	DENMARK	7 810	9 439	5 866
ESTONIA	64	155	100	GREECE	259	337	216
LATVIA	57	239	146	PORTUGAL	5 673	1 882	1 134
LITHUANIA	93	88	54	SPAIN	13 814	16 371	10 018
POLAND	15 984	27 240	16 848	EU	1 138 215	1 829 152	1 132 926
CZECH REPUBL	6 098	12 834	7 943	CEUTA MEL	21 649	15 914	9 813
SLOVAKIA	1 091	1 718	1 084	NORWAY	3 349	448	274
HUNGARY	3 458	6 482	3 997	SWEDEN	4 208	5 542	3 432
ROMANIA	1 046	1 944	1 203	FINLAND	124	653	416
BULGARIA	982	1 985	1 195	SWITZERLAND	118 403	206 353	127 921
UKRAINE	395	579	354	AUSTRIA	37 886	26 565	16 441
BELARUS	129	147	94	MALTA	1 400	1 108	684
RUSSIA	4 137	12 076	7 202	TURKEY	1 017	660	405
TURKMENISTAN	78	135	81	POLAND	8 296	1 482	922
SLOVENIA	1 901	4 439	2 741	CZECH REPUBL	3 589	3 050	1 902
CROATIA	774	2 835	1 772	HUNGARY	321	258	159
SERB MONTNEG	185	396	252	RUSSIA	364	151	94
MACEDONIA	1 175	1 868	1 171	SLOVENIA	51	389	230
MOROCCO	2 749	4 352	2 692	CROATIA	212	450	284
ALGERIA	846	2 683	1 687	USA	58 595	119 907	74 174
TUNISIA	484	1 799	1 109	CANADA	1 393	1 493	900
LIBYA	44	123	74	MEXICO	211	212	133
EGYPT	2 893	7 126	4 373	COSTA RICA	33	72	45
SUDAN	120	211	128	PANAMA	27	379	241
BURKINA FASO	12	60	34	ISRAEL	14 704	4 406	2 728
SENEGAL	108	277	177	JORDAN	417	72	43
SIERRA LEONE	59	125	78	ARAB EMIRAT	465	535	345
IVORY COAST	1 974	1 143	714	INDIA	855	1 310	826
GHANA	221	425	263	THAILAND	2 265	3 123	1 943
NIGERIA	2 623	3 050	1 894	SINGAPORE	60	785	481
ZAIRE	787	897	557	CHINA	3 163	4 285	2 665
BURUNDI	48	133	83	SOUTH KOREA	903	673	407
ANGOLA	233	222	128	JAPAN	3 386	20 739	12 773
ETHIOPIA	46	131	79	TAIWAN	4 120	7 044	4 301
KENYA	747	1 758	1 073	HONG KONG	163	325	202
TANZANIA	61	103	62	AUSTRALIA	90	236	146
SEYCHELLES	31	57	35	NEW ZEALAND	53	118	75
MAURITIUS	115	495	300	EXPORTS	2 214 625	2 701 818	1 674 292
ZAMBIA	103	105	68	FRANCE	271 819	218 273	135 448
ZIMBABWE	364	547	345	BELGIUM LUX	138 788	98 348	60 805
SOUTH AFRICA	3 790	10 325	6 409	NETHERLANDS	184 557	218 874	135 212
BOTSWANA	44	85	53	ITALY	137 008	143 571	88 997
USA	10 664	23 599	14 518	UNT D KINGDOM	184 444	193 833	120 808
CANADA	2 487	2 690	1 673	IRELAND	3 120	7 263	4 442
MEXICO	594	2 734	1 669	DENMARK	50 592	68 981	42 732
GUATEMALA	324	1 311	810	GREECE	26 639	34 723	21 555
HONDURAS	41	169	106	PORTUGAL	15 723	21 693	13 454
EL SALVADOR	254	827	510	SPAIN	59 487	81 456	50 443
COSTA RICA	695	1 181	733	EU	1 072 177	1 087 015	673 896
PANAMA	56	123	77	CANARY IS	741	1 500	934
DOMINIC REP	506	1 035	628	CEUTA MEL	132	68	42
JAMAICA	106	153	96	ICELAND	1 169	2 025	1 258
BARBADOS	21	52	32	NORWAY	22 838	30 824	18 941
TRINIDAD TOB	20	73	45	SWEDEN	26 547	38 520	23 627
COLOMBIA	988	3 089	1 900	FINLAND	20 498	23 094	14 294
VENEZUELA	1 450	4 494	2 779	SWITZERLAND	107 648	192 519	119 050
ECUADOR	324	1 130	702	AUSTRIA	195 984	249 509	154 359
PERU	338	1 300	804	ANDORRA	20	174	111
BRAZIL	633	1 996	1 269	GIBRALTAR	201	439	273
CHILE	1 706	5 007	3 117	MALTA	1 570	2 815	1 717
BOLIVIA	74	263	166	TURKEY	6 141	8 993	5 488
PARAGUAY	240	457	285	ESTONIA	6 388	7 454	4 677
URUGUAY	67	226	139	LATVIA	15 142	11 914	7 439
ARGENTINA	735	2 293	1 434	LITHUANIA	18 643	14 632	9 178
CYPRUS	409	1 812	1 126	POLAND	95 442	89 997	55 684
LEBANON	788	2 184	1 344	CZECH REPUBL	46 742	44 895	27 884
SYRIA	3 548	7 594	4 688	SLOVAKIA	8 486	9 067	5 611
IRAN	4 737	7 913	4 931	HUNGARY	68 444	59 427	36 660
ISRAEL	2 218	8 701	5 345	ROMANIA	12 935	9 931	6 192
JORDAN	531	1 646	1 008	BULGARIA	9 609	9 563	6 026
SAUDI ARABIA	7 161	18 322	11 251	ALBANIA	1 500	274	175
KUWAIT	36	149	93	UKRAINE	10 681	8 141	4 993
ARAB EMIRAT	383	1 015	625	BELARUS	7 993	3 507	2 166
OMAN	86	200	124	MOLDOVA	898	352	218
YEMEN	707	1 303	802	RUSSIA	163 713	102 631	63 410
PAKISTAN	952	2 519	1 577	GEORGIA	249	114	69
INDIA	318	942	577	AZERBAI JAN	761	210	123
BANGLADESH	319	917	563	KAZAKHSTAN	4 155	2 565	1 595
SRI LANKA	373	1 462	915	TURKMENISTAN	48	92	59
MYANMAR	66	141	81	UZBEKISTAN	248	355	223
THAILAND	2 151	5 122	3 198	KYRGYZSTAN	354	156	101
VIETNAM	288	607	372	SLOVENIA	4 709	10 720	6 644
INDONESIA	10 345	25 086	15 496	CROATIA	9 228	11 177	7 011
MALAYSIA	854	2 331	1 441	BOS HERZEGOV	91	99	63
SINGAPORE	4 632	10 220	6 380	MACEDONIA	1 295	588	367
PHILIPPINES	2 842	5 604	3 430	MOROCCO	609	510	316
CHINA	1 748	3 459	2 154	ALGERIA	129	174	112
SOUTH KOREA	6 473	18 820	11 611	TUNISIA	152	613	376
JAPAN	4 590	13 159	8 086	LIBYA	2 013	1 281	821
TAIWAN	2 296	5 998	3 666	EGYPT	2 705	9 111	5 617
HONG KONG	2 974	8 293	5 102	SUDAN	280	262	161
AUSTRALIA	1 962	4 742	2 934	IVORY COAST	39	142	78
NEW ZEALAND	250	552	344	GHANA	111	129	91
FIJI	35	137	85	TOGO	56	73	46
UNID COUNTR	215	529	324				

6 IMPORTS AND EXPORTS (SPECIAL TRADE) BY GROUPS OF THE SITC-REV. III AND BY COUNTRIES OF PRODUCTION AND CONSUMPTION 1994

GROUP COUNTRY	DT = 100 KG	1 000 DM	1 000 \$	GROUP COUNTRY	DT = 100 KG	1 000 DM	1 000 \$
BENIN	27	153	96	CROATIA	4 892	1 062	637
NIGERIA	329	395	237	USA	173 747	71 256	43 939
CAMEROON	96	104	61	CANADA		939	522
DJIBOUTI	119	137	81	MEXICO		566	120
KENYA	127	140	83	GUATEMALA		477	310
UGANDA	92	103	66	ISRAEL		724	394
MADAGASCAR	86	54	34	INDIA		136	106
MAURITIUS	203	288	179	THAILAND		238	156
SOUTH AFRICA	1 369	3 425	2 119	INDONESIA	2 052	446	278
NAMIBIA	85	168	107	MALAYSIA		412	103
BOTSWANA	28	112	68	CHINA	1 589	2 133	1 313
USA	37 838	152 764	94 287	SOUTH KOREA		490	246
CANADA	9 082	30 632	18 990	JAPAN	16 010	11 615	7 216
MEXICO	3 093	4 423	2 727	TAIWAN		183	456
BERMUDA	80	65	38	HONG KONG		147	94
GUATEMALA	341	350	213	AUSTRALIA		168	79
HONDURAS	63	62	39	NEW ZEALAND		44	58
EL SALVADOR	232	271	168				
COSTA RICA	58	62	37	EXPORTS	9 885 590	2 584 706	1 598 124
PANAMA	1 710	7 954	4 905	FRANCE	1 502 191	346 329	214 341
HAITI	55	118	69	BELGIUM LUX	1 105 177	245 397	151 697
BAHAMAS	284	2 044	1 270	NETHERLANDS	1 013 957	235 189	145 143
DOMINIC REP	125	405	255	ITALY	1 045 927	245 151	151 269
GUADELOUPE	38	63	38	UNTD KINGDOM	897 983	212 960	131 793
MARTINIQUE	62	79	48	IRELAND	25 687	7 851	4 864
TRINIDAD TOB	269	272	166	DENMARK	219 789	49 830	30 803
ARUBA	167	465	283	GREECE	119 563	37 269	23 105
NETH ANTILL	146	284	178	PORTUGAL	55 822	22 144	13 682
COLOMBIA	187	1 636	1 018	SPAIN	198 680	67 242	41 602
VENEZUELA	755	1 755	1 055	EU	6 184 776	1 469 362	908 299
SURINAME	46	137	80	CANARY IS		352	172
ECUADOR	523	777	481	ICELAND		5 134	1 809
PERU	1 332	1 762	1 094	NORWAY	80 261	24 369	15 142
BRAZIL	2 224	4 601	2 900	SWEDEN	126 122	36 345	22 450
CHILE	1 221	3 560	2 224	FINLAND	70 799	23 703	14 661
BOLIVIA	369	928	578	SWITZERLAND	568 879	145 202	89 837
PARAGUAY	5 063	7 655	4 753	AUSTRIA	560 383	143 509	88 671
URUGUAY	484	1 735	1 092	ANDORRA		74	65
ARGENTINA	3 131	3 862	2 434	MALTA	3 475	1 160	714
CYPRUS	2 103	6 397	3 839	TURKEY	135 297	37 511	23 251
LEBANON	7 551	9 016	5 548	ESTONIA	2 819	1 014	634
SYRIA	262	282	174	LATVIA	5 307	1 919	1 187
IRAN	3 726	6 256	3 759	LITHUANIA	18 717	3 511	2 133
ISRAEL	6 332	15 296	9 449	POLAND	143 636	39 676	24 446
JORDAN	1 685	3 465	2 167	CZECH REPUB	92 717	24 680	15 227
SAUDI ARABIA	38 745	44 958	27 808	SLOVAKIA	28 072	7 728	4 754
KUWAIT	11 162	16 121	9 932	HUNGARY	77 024	18 738	11 540
BAHRAIN	2 101	3 461	2 115	ROMANIA	14 738	5 202	3 222
QATAR	2 305	3 458	2 158	BULGARIA	22 195	6 258	3 906
ARAB EMIRAT	17 053	28 569	17 622	ALBANIA	165	54	36
OMAN	3 304	4 259	2 619	UKRAINE	28 798	7 389	4 607
YEMEN	1 006	870	533	BELARUS	6 990	2 758	1 712
AFGHANISTAN	8 951	5 189	3 228	MOLDOVA		876	269
PAKISTAN	400	331	203	RUSSIA	111 076	33 777	20 964
INDIA	198	481	301	GEORGIA		157	52
MALDIVES	417	877	547	AZERBAIJAN	6 915	2 557	1 551
SRI LANKA	109	974	598	KAZAKHSTAN	5 320	1 428	885
NEPAL	1 518	1 468	900	TURKMENISTAN	4 053	1 018	603
THAILAND	2 727	4 365	2 696	UZBEKISTAN	5 311	1 360	866
INDONESIA	623	2 975	1 835	KYRGHYZSTAN		373	95
MALAYSIA	2 918	4 529	2 806	SLOVENIA	45 058	14 201	8 787
SINGAPORE	8 334	18 201	11 252	CROATIA	50 703	13 270	8 162
PHILIPPINES	243	2 051	1 275	BOS HERZEGOV		393	99
MONGOLIA	619	178	109	MACEDONIA	10 751	3 302	2 065
CHINA	1 014	945	590	MOROCCO	20 172	4 975	3 075
NORTH KOREA	142	154	96	ALGERIA	12 843	4 301	2 662
SOUTH KOREA	9 158	22 492	13 965	TUNISIA	9 901	3 544	2 195
JAPAN	23 721	42 079	26 239	LIBYA	5 944	3 688	2 255
TAIWAN	8 163	21 579	13 344	EGYPT	26 148	8 407	5 254
HONG KONG	16 704	26 167	17 560	SUDAN	2 270	884	530
AUSTRALIA	4 200	12 988	8 009	BURKINA FASO		339	119
AUST OCEANIA		76	48	NIGER		117	49
NEW ZEALAND	513	1 114	674	SENEGAL		601	259
FIJI	12	98	59	GUINEA		83	49
FR POLYNESIA	19	84	52	IVORY COAST	3 614	1 243	778
SHIPS SUPPL	3 659	104 701	66 329	GHANA		717	406
UNID COUNTR	929	1 224	744	TOGO		293	80
				NIGERIA	4 348	1 624	1 006
554 SOAP,CLEANERS,POLISH,ETC				CAMEROON	1 268	583	357
IMPORTS	5 640 253	1 232 785	766 104	GABON		461	234
FRANCE	999 434	207 592	129 054	ZAIRE	1 028	398	239
BELGIUM LUX	1 160 343	269 245	168 771	BURUNDI		389	117
NETHERLANDS	1 105 530	193 101	119 593	ETHIOPIA	4 292	916	555
ITALY	1 000 163	175 637	109 117	KENYA	3 414	1 473	909
UNTD KINGDOM	240 017	56 665	35 102	UGANDA		50	31
IRELAND	4 575	4 493	2 830	TANZANIA		552	268
DENMARK	160 454	38 931	23 997	SEYCHELLES		336	88
GREECE	360	113	69	MADAGASCAR		671	298
PORTUGAL	57	60	39	REUNION		157	77
SPAIN	104 726	24 602	15 237	MAURITIUS	1 256	574	360
EU	4 775 659	970 439	603 809	ZIMBABWE	1 600	572	347
NORWAY	30 604	5 853	3 602	SOUTH AFRICA	62 664	19 891	12 404
SWEDEN	49 477	12 292	7 566	NAMIBIA		312	79
FINLAND	538	269	164	BOTSWANA		173	63
SWITZERLAND	320 428	97 929	60 691	LESOTHO		994	2 051
AUSTRIA	133 719	36 608	22 578	USA	174 635	72 627	44 883
TURKEY	7 361	1 652	1 043	CANADA	34 363	12 570	7 745
POLAND	56 500	6 249	3 903	MEXICO	12 139	5 973	3 651
CZECH REPUB	5 285	2 143	1 334	GUATEMALA	7 885	2 197	1 346
SLOVAKIA	5 536	2 041	1 314	HONDURAS	1 539	384	239
HUNGARY	620	318	192	EL SALVADOR	5 452	1 372	853
RUSSIA	573	186	113	COSTA RICA	5 020	1 684	1 035
UZBEKISTAN	200	60	38	PANAMA		683	294
SLOVENIA	49 851	7 249	4 520	CUBA	1 163	260	162
				DOMINIC REP	4 895	1 009	619

6 IMPORTS AND EXPORTS (SPECIAL TRADE) BY GROUPS OF THE SITC-REV. III AND BY COUNTRIES OF PRODUCTION AND CONSUMPTION 1994

GROUP COUNTRY	DT = 100 KG	1 000 DM	1 000 \$	GROUP COUNTRY	DT = 100 KG	1 000 DM	1 000 \$
ISRAEL	412	227	140	UNID COUNTR	245	56	32
SAUDI ARABIA	317 863	33 827	20 905	572 POLYMERS OF STYRENE			
SINGAPORE	20 088	3 799	2 373	IMPORTS	5 521 737	1 084 682	671 878
CHINA	13 568	2 716	1 674	FRANCE	1 112 040	210 831	131 447
SOUTH KOREA	439	123	72	BELGIUM LUX	1 211 268	218 454	135 000
JAPAN	18 313	11 143	6 986	NETHERLANDS	1 306 148	291 803	180 400
TAIWAN	414	103	65	ITALY	214 358	45 959	28 460
EXPORTS	12 726 177	1 700 655	1 054 887	UNTD KINGDOM	387 964	73 588	45 453
FRANCE	2 030 862	293 762	182 243	IRELAND	13 388	401	249
BELGIUM LUX	1 429 338	168 483	104 095	DENMARK	3 342	1 089	680
NETHERLANDS	801 692	106 788	65 935	GREECE	3 370	590	374
ITALY	1 817 806	238 365	148 113	SPAIN	76 345	18 740	11 625
UNTD KINGDOM	1 279 716	172 004	106 790	EU	4 315 223	861 455	533 696
IRELAND	73 973	9 118	5 656	NORWAY	13 696	2 640	1 629
DENMARK	474 917	63 174	39 133	SWEDEN	221 813	31 124	19 132
GREECE	121 668	15 218	9 438	FINLAND	40 523	8 426	5 232
PORTUGAL	35 569	5 310	3 261	SWITZERLAND	15 292	2 964	1 833
SPAIN	491 656	62 635	38 843	AUSTRIA	135 368	28 173	17 393
EU	8 557 197	1 134 857	703 507	POLAND	8 320	1 662	1 055
CANARY IS	4 864	452	269	CZECH REPUB	241 092	39 211	24 291
ICELAND	2 848	529	328	SLOVAKIA	2 157	418	251
NORWAY	194 122	29 938	18 508	HUNGARY	101 434	17 967	11 237
SWEDEN	373 851	49 972	31 102	ROMANIA	560	113	69
FINLAND	240 505	35 047	21 856	BULGARIA	800	92	57
SWITZERLAND	644 868	86 013	53 473	UKRAINE	1 052	205	127
AUSTRIA	546 323	76 788	47 675	BELARUS	1 339	188	120
MALTA	2 761	469	288	RUSSIA	19 787	2 459	1 569
TURKEY	82 331	13 475	8 302	KAZAKHSTAN	1 880	206	128
POLAND	107 042	17 623	10 981	SLOVENIA	1 256	308	187
CZECH REPUB	56 443	8 977	5 569	CROATIA	90 142	15 882	9 930
SLOVAKIA	15 362	2 396	1 508	USA	75 590	24 202	14 931
HUNGARY	66 097	10 428	6 515	BRAZIL	458	51	30
ROMANIA	869	256	160	SAUDI ARABIA	5 880	999	644
BULGARIA	6 649	1 047	666	THAILAND	1 020	178	116
UKRAINE	538	173	108	MALAYSIA	15 520	3 103	1 878
BELARUS	959	152	96	SINGAPORE	10 202	1 887	1 145
RUSSIA	7 046	1 530	947	CHINA	447	71	43
SLOVENIA	28 176	4 408	2 733	SOUTH KOREA	67 367	13 338	8 250
CROATIA	13 718	1 784	1 119	JAPAN	5 247	2 809	1 740
SERB MONTNEG	3 510	614	387	TAIWAN	128 037	24 477	15 121
MACEDONIA	5 546	912	567	EXPORTS	7 784 132	1 522 313	944 107
MOROCCO	36 049	5 981	3 743	FRANCE	1 235 925	245 716	152 204
ALGERIA	3 079	345	200	BELGIUM LUX	675 396	112 606	69 155
TUNISIA	7 331	1 209	768	NETHERLANDS	635 263	153 741	95 716
LIBYA	29 317	3 167	1 995	ITALY	1 177 610	204 538	126 823
EGYPT	38 850	5 448	3 382	UNTD KINGDOM	462 245	98 384	60 897
SUDAN	1 440	182	106	IRELAND	58 616	13 221	8 182
SENEGAL	1 478	282	177	DENMARK	147 203	44 480	27 548
IVORY COAST	20 726	2 144	1 327	GREECE	33 417	6 400	3 977
GHANA	8 100	680	427	PORTUGAL	39 596	8 576	5 312
NIGERIA	25 550	2 706	1 666	SPAIN	353 753	52 485	32 603
CAMEROON	592	55	35	EU	4 819 024	940 147	582 417
ZAIRE	3 264	402	252	NORWAY	57 672	12 223	7 623
ANGOLA	3 324	513	303	SWEDEN	201 838	37 883	23 612
ETHIOPIA	4 639	423	262	FINLAND	96 933	17 499	10 851
KENYA	11 438	1 205	728	SWITZERLAND	450 179	99 053	61 642
TANZANIA	5 502	649	406	AUSTRIA	575 812	105 340	65 283
MADAGASCAR	2 083	159	101	MALTA	13 082	3 818	2 358
REUNION	4 480	474	298	TURKEY	149 647	28 006	17 496
MAURITIUS	1 128	94	58	LATVIA	754	141	91
ZIMBABWE	15 598	1 534	953	LITHUANIA	810	240	153
SOUTH AFRICA	32 884	4 802	2 961	POLAND	64 296	13 498	8 447
USA	69 705	13 754	8 568	CZECH REPUB	41 107	10 568	6 513
CANADA	3 596	615	379	SLOVAKIA	19 133	3 687	2 250
MEXICO	19 892	2 585	1 605	HUNGARY	52 088	12 673	7 886
EL SALVADOR	2 127	347	209	ROMANIA	9 000	1 775	1 112
DOMINIC REP	1 671	269	171	BULGARIA	4 016	1 021	624
BARBADOS	1 575	209	131	UKRAINE	9 082	1 911	1 213
COLOMBIA	4 910	931	581	BELARUS	19 346	3 354	2 116
VENEZUELA	4 789	830	509	RUSSIA	65 737	14 789	9 240
SURINAME	2 630	378	236	SLOVENIA	34 770	7 125	4 448
ECUADOR	6 800	731	458	CROATIA	7 734	1 785	1 103
PERU	3 096	450	267	MACEDONIA	1 362	253	159
BRAZIL	14 671	2 634	1 664	MOROCCO	22 002	4 151	2 591
CHILE	6 605	1 216	784	ALGERIA	8 862	1 805	1 133
BOLIVIA	13 760	1 150	708	TUNISIA	7 814	1 508	934
ARGENTINA	39 052	5 096	3 124	LIBYA	3 180	667	412
CYPRUS	3 693	502	310	EGYPT	37 834	6 669	4 205
LEBANON	8 700	1 422	900	SENEGAL	3 288	543	341
SYRIA	10 294	1 042	651	IVORY COAST	1 326	213	132
IRAN	22 157	3 845	2 414	GHANA	3 242	707	442
ISRAEL	66 714	10 436	6 483	NIGERIA	1 793	329	211
JORDAN	3 316	331	195	CAMEROON	201	46	30
SAUDI ARABIA	5 404	1 192	725	ETHIOPIA	249	92	53
KUWAIT	2 148	255	160	KENYA	2 009	398	241
ARAB EMIRAT	6 439	1 149	724	MAURITIUS	380	72	43
PAKISTAN	35 348	4 907	3 037	ZIMBABWE	1 927	378	233
INDIA	114 501	14 189	8 929	SOUTH AFRICA	64 449	15 227	9 495
BANGLADESH	15 559	1 639	1 023	USA	190 004	43 556	26 762
SRI LANKA	6 307	615	380	CANADA	35 769	6 862	4 273
NEPAL	11 951	1 242	769	MEXICO	50 103	8 676	5 424
THAILAND	65 605	8 135	5 055	GUATEMALA	1 460	204	129
VIETNAM	2 000	70	45	EL SALVADOR	8 740	268	165
INDONESIA	129 166	15 918	9 914	COSTA RICA	8 719	1 474	915
MALAYSIA	49 880	6 726	4 182	PANAMA	3 600	695	423
SINGAPORE	21 083	2 367	1 476	DOMINIC REP	681	109	67
PHILIPPINES	44 070	4 852	2 985	TRINIDAD TOB	979	189	117
CHINA	235 070	21 733	13 342	COLOMBIA	14 313	2 868	1 794
SOUTH KOREA	26 442	7 415	4 606	VENEZUELA	5 544	1 377	805
JAPAN	14 170	4 515	2 790	ECUADOR	11 000	1 838	1 135
TAIWAN	141 012	15 851	9 716	PERU	16 104	2 728	1 693
HONG KONG	196 350	20 168	12 509				
AUSTRALIA	64 226	7 223	4 498				
NEW ZEALAND	7 918	859	533				

6 IMPORTS AND EXPORTS (SPECIAL TRADE) BY GROUPS OF THE SITC-REV. III AND BY COUNTRIES OF PRODUCTION AND CONSUMPTION 1994

GROUP COUNTRY	DT = 100 KG	1 000 DM	1 000 \$	GROUP COUNTRY	DT = 100 KG	1 000 DM	1 000 \$
BRAZIL	54 869	8 103	5 108	BELARUS	3 008	532	325
CHILE	13 276	2 402	1 474	MOLDOVA	9 769	2 102	1 321
BOLIVIA	5 408	1 065	655	RUSSIA	34 913	5 154	3 275
URUGUAY	1 522	198	117	KAZAKHSTAN	1 020	247	161
ARGENTINA	22 784	4 168	2 581	SLOVENIA	8 237	2 212	1 362
CYPRUS	931	276	170	CROATIA	5 997	1 288	801
LEBANON	703	122	75	SERB MONTNEG	170	61	35
SYRIA	3 509	486	300	MACEDONIA	987	296	192
IRAN	4 774	1 068	639	MOROCCO	845	463	289
ISRAEL	54 217	9 373	5 858	ALGERIA	4 370	655	417
JORDAN	671	102	63	TUNISIA	3 644	929	573
SAUDI ARABIA	4 102	962	609	LIBYA	361	465	284
KUWAIT	2 418	304	179	EGYPT	28 193	5 133	3 155
BAHRAIN	443	67	43	IVORY COAST	818	510	320
ARAB EMIRAT	9 290	1 750	1 072	NIGERIA	5 811	1 096	675
OMAN	5 909	1 008	622	CAMEROON	826	89	52
PAKISTAN	12 815	2 121	1 317	BURUNDI	540	204	124
INDIA	3 410	745	450	KENYA	7 987	1 525	950
BANGLADESH	1 440	231	149	UGANDA	310	119	72
SRI LANKA	7 461	1 057	656	TANZANIA	2 723	422	258
THAILAND	3 429	743	465	SEYCHELLES	222	69	41
INDONESIA	910	138	85	ZIMBABWE	5 359	903	557
MALAYSIA	41 324	8 847	5 527	SOUTH AFRICA	72 344	15 441	9 554
SINGAPORE	55 369	9 975	6 253	USA	81 962	35 862	22 047
PHILIPPINES	2 371	613	378	CANADA	46 473	12 757	7 869
CHINA	79 709	13 374	8 273	MEXICO	7 439	2 998	1 843
SOUTH KOREA	12 640	2 675	1 580	GUATEMALA	908	250	154
JAPAN	1 759	573	354	HONDURAS	211	50	33
TAIWAN	6 211	1 337	833	EL SALVADOR	2 269	592	374
HONG KONG	150 819	22 070	13 728	COSTA RICA	2 226	115	74
AUSTRALIA	10 196	2 594	1 593	PANAMA	1 199	331	205
NEW ZEALAND	16 255	2 841	1 769	HAITI	2 360	107	63
UNID COUNTR	246	77	46	DOMINIC REP	2 436	589	372
				DOMINICA	268	62	40
573 POLYMERS,VINYL CHLORIDE				COLOMBIA	29 180	4 347	2 722
IMPORTS	6 806 519	1 065 167	661 142	VENEZUELA	7 169	1 885	1 135
FRANCE	1 402 539	229 165	142 623	ECUADOR	4 654	1 110	679
BELGIUM LUX	826 563	92 946	57 903	PERU	6 215	1 680	1 047
NETHERLANDS	1 759 738	265 119	164 393	BRAZIL	33 544	8 569	5 326
ITALY	516 023	89 781	55 719	CHILE	8 921	1 733	1 081
UNTD KINGDOM	66 975	17 234	10 630	BOLIVIA	2 158	598	379
IRELAND	58	165	104	URUGUAY	2 248	736	465
DENMARK	6 196	1 175	744	ARGENTINA	26 726	6 000	3 701
GREECE	2 749	411	262	CYPRUS	152	54	33
SPAIN	26 212	3 482	2 155	LEBANON	2 550	399	243
EU	4 407 258	699 513	434 616	SYRIA	2 503	634	388
NORWAY	98 662	12 033	7 426	IRAN	36 830	6 826	4 157
SWEDEN	199 591	27 761	17 213	ISRAEL	6 236	2 158	1 334
FINLAND	221 943	32 791	20 369	JORDAN	970	132	82
SWITZERLAND	202 627	35 770	22 167	SAUDI ARABIA	3 993	1 396	862
AUSTRIA	41 371	3 953	2 359	KUWAIT	3 599	573	347
TURKEY	3 955	869	550	BAHRAIN	140	82	48
ESTONIA	510	51	30	ARAB EMIRAT	887	477	297
POLAND	251 930	25 970	15 868	PAKISTAN	29 090	3 840	2 383
CZECH REPUB	572 309	68 420	42 487	INDIA	58 503	7 767	4 809
SLOVAKIA	108 630	12 589	7 795	BANGLADESH	114	78	48
HUNGARY	261 604	29 891	18 504	SRI LANKA	3 893	475	306
ROMANIA	31 899	5 095	3 258	THAILAND	63 612	10 477	6 542
UKRAINE	6 333	616	368	VIETNAM	3 617	982	603
BELARUS	940	202	129	INDONESIA	63 212	8 359	5 193
MOLDOVA	202	89	53	MALAYSIA	6 965	2 549	1 579
RUSSIA	148 052	16 321	10 922	SINGAPORE	13 115	6 467	4 038
SLOVENIA	5 251	607	369	PHILIPPINES	11 590	3 504	2 182
CROATIA	64 981	8 265	5 255	CHINA	11 711	5 064	3 126
USA	69 578	51 443	31 714	SOUTH KOREA	73 120	27 406	16 960
CANADA	328	81	49	JAPAN	40 455	14 587	9 016
MEXICO	20 009	2 140	1 245	TAIWAN	20 434	7 243	4 461
BRAZIL	530	72	47	HONG KONG	99 567	15 511	9 684
ISRAEL	70 667	8 503	5 246	AUSTRALIA	25 585	5 414	3 349
SAUDI ARABIA	3 793	470	289	NEW ZEALAND	3 678	1 055	662
CHINA	2 795	489	311	UNID COUNTR	300	86	51
JAPAN	9 955	20 986	12 991				
TAIWAN	282	86	54				
EXPORTS	7 793 464	1 462 016	905 678	574 POLYACETAL,POLYCARBONATE			
FRANCE	1 505 613	255 719	158 573	IMPORTS	4 938 997	1 727 476	1 070 033
BELGIUM LUX	722 377	133 525	82 812	FRANCE	253 264	83 666	52 064
NETHERLANDS	695 798	119 154	74 011	BELGIUM LUX	1 132 892	316 019	195 274
ITALY	951 414	166 490	102 729	NETHERLANDS	1 562 107	559 170	346 709
UNTD KINGDOM	1 198 466	208 013	128 872	ITALY	434 477	133 163	82 568
IRELAND	38 023	6 105	3 753	UNTD KINGDOM	212 302	72 093	44 855
DENMARK	131 383	30 862	19 075	IRELAND	1 740	1 162	722
GREECE	16 531	3 250	2 020	DENMARK	2 271	834	512
PORTUGAL	37 731	8 499	5 223	PORTUGAL	2 668	595	349
SPAIN	143 796	31 448	19 437	SPAIN	254 359	57 636	35 737
EU	5 441 132	963 065	596 505	EU	3 856 080	1 224 338	758 784
NORWAY	70 728	10 937	6 759	CEUTA MEL	20	229	148
SWEDEN	278 859	44 879	27 663	NORWAY	47 338	15 749	9 778
FINLAND	32 430	6 720	4 154	SWEDEN	16 847	5 991	3 761
SWITZERLAND	256 598	54 426	33 787	FINLAND	8 651	1 993	1 234
AUSTRIA	327 580	59 635	37 016	SWITZERLAND	270 297	155 485	96 098
MALTA	2 679	409	246	AUSTRIA	174 826	74 730	46 106
TURKEY	57 276	12 953	8 023	TURKEY	1 260	558	344
ESTONIA	1 971	325	203	POLAND	52 371	10 304	6 291
LATVIA	310	100	64	CZECH REPUB	11 011	3 754	2 353
LITHUANIA	3 254	691	439	SLOVAKIA	24 613	4 361	2 719
POLAND	124 257	23 034	14 410	HUNGARY	5 550	2 124	1 312
CZECH REPUB	48 580	9 801	6 059	BELARUS	16 786	1 780	1 126
SLOVAKIA	16 921	4 555	2 831	RUSSIA	2 049	562	352
HUNGARY	62 895	12 603	7 846	SLOVENIA	7 497	1 196	735
ROMANIA	9 985	1 940	1 216	CROATIA	8 653	1 785	1 112
BULGARIA	6 229	1 329	826	USA	239 227	126 957	78 360
UKRAINE	1 203	385	226	CANADA	97	61	37
				MEXICO	10 263	2 542	1 583
				VENEZUELA	1 020	130	83
				BRAZIL	7 829	4 111	2 547

6 IMPORTS AND EXPORTS (SPECIAL TRADE) BY GROUPS OF THE SITC-REV. III AND BY COUNTRIES OF PRODUCTION AND CONSUMPTION 1994

GROUP COUNTRY	DT = 100 KG	1 000 DM	1 000 \$	GROUP COUNTRY	DT = 100 KG	1 000 DM	1 000 \$
ISRAEL	1 091	1 063	637	SRI LANKA	7 686	1 477	911
INDIA	6 124	1 237	790	THAILAND	17 894	7 912	4 906
THAILAND	14 347	4 624	2 911	INDONESIA	27 953	11 408	7 154
SINGAPORE	8 488	3 339	2 045	MALAYSIA	19 940	9 603	5 944
CHINA	1 623	795	500	SINGAPORE	67 447	23 648	14 685
SOUTH KOREA	25 184	8 537	5 268	PHILIPPINES	14 179	5 073	3 147
JAPAN	82 843	57 076	35 504	CHINA	38 014	12 774	7 698
TAIWAN	29 306	9 415	5 841	SOUTH KOREA	68 924	29 903	18 527
HONG KONG	7 138	2 512	1 587	JAPAN	83 932	38 250	23 546
EXPORTS	8 587 775	3 075 896	1 903 272	TAIWAN	130 405	45 516	28 183
FRANCE	1 190 136	436 068	269 784	HONG KONG	111 589	53 279	32 897
BELGIUM LUX	617 183	222 337	138 440	AUSTRALIA	34 250	13 655	8 494
NETHERLANDS	792 483	225 618	139 120	NEW ZEALAND	12 250	4 909	3 072
ITALY	1 176 596	356 990	220 757	UNID COUNTR	665	347	207
UNTD KINGDOM	765 301	324 310	199 846	575 QTH.PLASTIC,PRIMARY FORM			
IRELAND	79 756	24 586	15 241	IMPORTS	20 733 966	4 563 826	2 829 257
DENMARK	208 269	80 912	50 077	FRANCE	2 894 353	652 722	403 945
GREECE	38 185	10 921	6 764	BELGIUM LUX	4 268 865	784 385	488 452
PORTUGAL	54 742	23 379	14 430	NETHERLANDS	4 215 836	852 574	528 197
SPAIN	328 890	121 539	75 221	ITALY	1 732 286	388 714	240 822
EU	5 251 541	1 826 660	1 129 680	UNTD KINGDOM	1 110 640	366 104	226 032
ICELAND	842	353	221	IRELAND	39 433	27 164	16 838
NORWAY	67 171	23 571	14 630	DENMARK	34 026	17 339	10 747
SWEDEN	179 688	85 510	52 827	PORTUGAL	8 540	2 326	1 452
FINLAND	96 242	39 039	24 076	SPAIN	639 304	125 690	78 276
SWITZERLAND	469 018	183 877	114 023	EU	14 943 313	3 217 065	1 994 790
AUSTRIA	516 474	170 047	105 390	CEUTA MEL	230	53	33
MALTA	1 946	1 198	734	NORWAY	397 150	66 657	41 196
TURKEY	71 867	23 171	14 414	SWEDEN	301 248	89 005	42 536
ESTONIA	2 224	1 159	59	FINLAND	198 892	31 987	19 783
LATVIA	2 617	1 113	682	SWITZERLAND	428 520	284 354	175 966
LITHUANIA	7 703	2 458	1 517	AUSTRIA	2 761 540	279 536	173 455
POLAND	101 955	39 906	24 819	TURKEY	33 327	8 344	5 206
CZECH REPUB	68 616	29 121	18 034	LATVIA	28 848	5 436	3 400
SLOVAKIA	18 032	7 338	4 567	LITHUANIA	624	88	54
HUNGARY	53 772	19 858	12 307	POLAND	110 689	12 802	8 110
ROMANIA	31 075	7 868	4 908	CZECH REPUB	268 604	32 558	20 320
BULGARIA	9 356	3 871	2 380	SLOVAKIA	115 525	9 082	5 699
ALBANIA	996	270	168	HUNGARY	48 646	6 639	4 180
UKRAINE	10 228	3 503	2 201	ROMANIA	3 336	535	343
BELARUS	9 119	3 184	1 962	BULGARIA	13 079	2 695	1 678
MOLDOVA	3 477	1 572	965	UKRAINE	15 535	3 087	1 928
RUSSIA	75 527	30 740	18 981	BELARUS	1 371	275	172
ARMENIA	151	110	63	RUSSIA	20 175	2 794	1 747
AZERBAIJAN	7 000	2 155	1 286	SLOVENIA	68 129	9 809	6 142
KAZAKHSTAN	2 197	1 042	640	CROATIA	1 230	346	216
TURKMENISTAN	400	163	104	SOUTH AFRICA	455	148	91
UZBEKISTAN	834	346	217	USA	634 157	352 779	218 577
SLOVENIA	44 169	18 130	11 256	CANADA	4 385	2 229	1 376
CROATIA	15 331	5 661	3 509	MEXICO	4 295	519	320
SERB MONTNEG	295	164	105	VENEZUELA	1 240	211	133
MACEDONIA	2 050	1 190	734	BRAZIL	5 344	933	576
MOROCCO	82 080	16 960	10 588	ISRAEL	31 619	7 874	4 911
ALGERIA	960	420	263	ARAB EMIRAT	417	399	253
TUNISIA	9 525	3 016	1 851	INDIA	345	275	168
LIBYA	15 493	3 966	2 412	SINGAPORE	5 436	5 412	3 358
EGYPT	21 093	7 296	4 540	CHINA	33 253	12 236	7 488
MALI	56	138	90	SOUTH KOREA	8 562	3 860	2 390
BURKINA FASO	18	56	37	JAPAN	132 501	96 492	59 665
IVORY COAST	1 231	369	228	TAIWAN	110 671	36 333	22 402
GHANA	203	74	44	AUSTRALIA	174	121	77
NIGERIA	30 353	4 591	2 818	NEW ZEALAND	112	634	380
CENT AFR REP	232	517	330	EXPORTS	27 717 939	8 159 317	5 048 531
GABON	416	141	86	FRANCE	4 424 533	1 073 115	663 181
KENYA	28 338	3 284	2 035	BELGIUM LUX	2 694 590	703 780	435 899
MADAGASCAR	254	109	68	NETHERLANDS	1 843 147	500 589	309 939
MAURITIUS	822	319	203	ITALY	4 637 195	1 095 561	677 353
ZAMBIA	15	54	35	UNTD KINGDOM	2 251 486	615 623	381 002
ZIMBABWE	285	165	101	IRELAND	93 849	34 120	21 039
SOUTH AFRICA	66 544	28 416	17 626	DENMARK	601 977	168 030	103 938
USA	124 350	68 260	42 226	GREECE	162 251	52 258	32 415
CANADA	20 171	13 138	8 147	PORTUGAL	184 822	66 084	40 832
MEXICO	10 305	5 884	3 660	SPAIN	904 908	301 921	186 629
GUATEMALA	1 681	843	517	EU	17 798 758	4 611 081	2 852 227
EL SALVADOR	75	55	32	CANARY IS	987	459	278
COSTA RICA	638	285	176	CEUTA MEL	308	330	192
PANAMA	247	65	42	ICELAND	8 414	1 480	925
CUBA	309	97	61	NORWAY	128 359	48 357	29 891
DOMINIC REP	3 285	609	383	SWEDEN	936 698	205 590	127 405
TRINIDAD TOB	432	113	68	FINLAND	390 132	107 935	66 818
COLOMBIA	2 605	1 689	1 051	SWITZERLAND	1 080 351	362 251	224 073
VENEZUELA	3 186	1 908	1 158	AUSTRIA	1 709 272	399 262	246 723
ECUADOR	2 511	1 060	652	MALTA	6 589	2 961	1 819
PERU	4 561	2 141	1 320	SAN MARINO	513	289	180
BRAZIL	32 355	15 200	9 467	TURKEY	247 403	96 701	59 905
CHILE	6 511	2 386	1 467	ESTONIA	4 697	2 292	1 413
URUGUAY	475	297	182	LATVIA	2 445	1 005	615
ARGENTINA	12 007	5 954	3 677	LITHUANIA	2 914	1 089	685
CYPRUS	1 371	689	429	POLAND	326 937	116 858	72 524
LEBANON	1 978	542	331	CZECH REPUB	185 484	66 785	41 454
SYRIA	4 488	1 307	808	SLOVAKIA	38 470	15 551	9 700
IRAN	25 847	9 854	6 104	HUNGARY	135 082	48 461	29 984
ISRAEL	155 155	37 499	23 297	ROMANIA*	25 011	10 838	6 734
JORDAN	876	611	376	BULGARIA	29 385	13 416	8 320
SAUDI ARABIA	35 503	10 623	6 578	ALBANIA	395	73	45
KUWAIT	17 690	3 584	2 206	UKRAINE	7 128	3 350	2 082
BAHRAIN	667	167	101	BELARUS	8 169	4 512	2 812
QATAR	385	105	63	MOLDOVA	3 131	1 434	886
ARAB EMIRAT	57 879	14 256	8 785	RUSSIA	75 001	35 278	21 684
OMAN	2 458	192	118	AZERBAIJAN	155	125	78
YEMEN	962	140	84	KAZAKHSTAN	6 477	3 032	1 861
PAKISTAN	8 563	2 569	1 568				
INDIA	34 237	12 415	7 692				
BANGLADESH	195	51	32				

6 IMPORTS AND EXPORTS (SPECIAL TRADE) BY GROUPS OF THE SITC-REV. III AND BY COUNTRIES OF PRODUCTION AND CONSUMPTION 1994

GROUP COUNTRY	DT = 100 KG	1 000 DM	1 000 \$	GROUP COUNTRY	DT = 100 KG	1 000 DM	1 000 \$
TURKMENISTAN	124	340	217	DENMARK	11 034	788	483
UZBEKISTAN	1 110	541	339	PORTUGAL	3 759	83	52
TADJIKISTAN	250	99	58	SPAIN	3 398	668	403
SLOVENIA	124 688	45 857	28 387	EU	209 608	15 723	9 650
CROATIA	49 820	16 163	10 009	NORWAY	3 409	110	67
BOS HERZEGOV	11	143	94	SWEDEN	32 581	3 903	2 428
SERB MONTNEG	254	208	134	SWITZERLAND	76 420	3 596	2 230
MACEDONIA	24 430	6 938	4 302	AUSTRIA	16 656	841	520
MOROCCO	28 675	10 495	6 485	LATVIA	4 341	162	104
ALGERIA	7 463	3 344	2 043	POLAND	13 544	1 579	972
TUNISIA	20 103	8 281	5 111	CZECH REPUB	32 614	1 972	1 220
LIBYA	15 881	3 141	1 998	SLOVAKIA	3 250	285	178
EGYPT	101 904	26 396	16 438	HUNGARY	3 837	212	130
SUDAN	759	362	220	BELARUS	1 421	134	86
NIGER	92	62	38	RUSSIA	11 885	685	418
SENEGAL	1 408	293	183	USA	1 692	448	275
IVORY COAST	6 639	2 046	1 276	CANADA	1 793	287	176
GHANA	1 631	960	601	MEXICO	2 202	123	75
BENIN	570	350	215	ISRAEL	1 047	392	246
NIGERIA	22 512	5 513	3 379	PHILIPPINES	3 464	166	107
CAMEROON	1 642	639	396	JAPAN	680	61	38
GABON	213	77	45	EXPORTS	2 070 486	88 897	54 755
CONGO	240	95	61	FRANCE	256 836	2 193	1 319
ZAIRE	574	466	285	BELGIUM LUX	369 951	6 479	3 978
ANGOLA	437	145	90	NETHERLANDS	379 530	12 541	7 714
ETHIOPIA	2 432	443	265	ITALY	319 588	19 307	12 024
KENYA	4 113	1 797	1 109	UNTD KINGDOM	11 904	630	389
TANZANIA	3 004	785	472	IRELAND	19 607	1 222	768
MOZAMBIQUE	1 283	141	91	DENMARK	4 376	231	141
MADAGASCAR	4 207	2 114	1 296	GREECE	43 067	1 538	968
REUNION	1 950	537	336	PORTUGAL	19 419	2 405	1 466
MAURITIUS	2 324	1 450	895	SPAIN	21 405	581	361
ZIMBABWE	2 998	2 119	1 282	EU	1 445 683	47 127	29 128
SOUTH AFRICA	125 361	67 370	41 842	NORWAY	3 974	154	95
NAMIBIA	168	103	65	SWEDEN	4 469	478	296
USA	900 745	493 789	305 093	SWITZERLAND	64 293	3 093	1 906
CANADA	88 887	35 307	21 782	AUSTRIA	52 180	3 376	2 094
MEXICO	91 562	34 093	21 149	MALTA	230	205	131
GUATEMALA	9 911	2 583	1 583	TURKEY	1 281	101	62
HONDURAS	531	370	230	LITHUANIA	148	60	38
EL SALVADOR	1 745	900	561	POLAND	18 086	1 003	617
COSTA RICA	15 846	2 572	1 598	CZECH REPUB	3 744	236	148
PANAMA	221	242	148	SLOVAKIA	139	96	61
CUBA	565	491	307	HUNGARY	1 024	139	86
DOMINIC REP	4 610	1 421	883	BULGARIA	7 435	64	40
JAMAICA	704	225	140	UKRAINE	14 896	132	77
BARBADOS	204	66	41	BELARUS	1 200	68	42
NETH ANTILL	47	51	34	CROATIA	693	52	33
COLOMBIA	28 914	16 748	10 395	TUNISIA	600	56	36
VENEZUELA	20 720	15 820	9 629	KENYA	1 370	96	60
SURINAME	3 164	426	268	USA	145 094	19 280	11 786
ECUADOR	7 040	3 743	2 309	COSTA RICA	378	55	32
PERU	17 190	8 010	4 957	COLOMBIA	330	117	72
BRAZIL	78 511	57 692	35 904	VENEZUELA	526	230	147
CHILE	21 477	11 181	6 875	ISRAEL	2 454	138	86
BOLIVIA	2 162	665	396	BAHRAIN	1 888	86	54
PARAGUAY	1 943	1 031	640	PAKISTAN	37 444	929	579
URUGUAY	10 526	3 495	2 179	INDIA	50 654	2 134	1 306
ARGENTINA	66 507	34 087	21 048	NEPAL	1 707	102	64
CYPRUS	8 120	3 615	2 250	THAILAND	4 963	341	206
LEBANON	21 863	4 790	2 997	INDONESIA	29 321	1 069	657
SYRIA	44 041	7 958	4 956	MALAYSIA	2 818	81	49
IRAN	51 884	15 867	9 753	SINGAPORE	6 109	190	116
ISRAEL	128 330	39 974	24 701	PHILIPPINES	21 021	725	448
JORDAN	8 573	3 512	2 182	CHINA	25 152	641	394
SAUDI ARABIA	93 069	23 931	14 713	SOUTH KOREA	4 197	252	154
KUWAIT	34 919	6 893	4 325	JAPAN	1 506	389	240
BAHRAIN	3 352	879	545	TAIWAN	3 143	593	360
QATAR	1 495	1 058	669	HONG KONG	103 615	4 625	2 837
ARAB EMIRAT	47 233	14 228	8 839	AUSTRALIA	968	65	42
OMAN	1 035	777	475	UNID COUNTR	900	55	34
YEMEN	60	60	36	581 PLASTIC TUBE,PIPE,HOSE			
PAKISTAN	49 025	17 680	10 871	IMPORTS	911 906	882 067	545 655
INDIA	43 763	19 041	11 831	FRANCE	78 915	90 797	56 014
BANGLADESH	15 785	3 529	2 195	BELGIUM LUX	68 014	75 245	46 744
SRI LANKA	6 981	2 283	1 423	NETHERLANDS	76 231	73 118	45 224
NEPAL	59	55	34	ITALY	235 044	111 330	68 576
MYANMAR	1 013	359	219	UNTD KINGDOM	51 418	76 759	47 191
THAILAND	114 700	49 483	30 666	IRELAND	3 393	12 647	7 873
VIETNAM	6 512	1 454	888	DENMARK	27 192	24 083	15 029
INDONESIA	131 272	47 221	29 498	GREECE	20 936	9 109	5 616
MALAYSIA	70 198	25 894	16 105	PORTUGAL	7 076	335	204
BRUNEI	209	115	71	SPAIN	4 492	9 640	5 973
SINGAPORE	305 788	69 013	43 044	EU	568 671	483 063	298 444
PHILIPPINES	57 384	18 204	11 343	NORWAY	4 492	2 412	1 475
CHINA	99 022	34 347	21 218	SWEDEN	44 841	36 098	22 459
SOUTH KOREA	261 950	146 010	90 200	FINLAND	11 124	14 240	8 774
JAPAN	234 250	196 951	121 832	SWITZERLAND	100 667	156 735	97 138
TAIWAN	416 337	163 990	101 646	AUSTRIA	122 929	77 699	48 220
HONG KONG	194 297	71 177	44 069	TURKEY	748	886	417
MACAO	104	71	43	POLAND	5 308	2 739	1 717
AUSTRALIA	150 561	61 261	37 975	CZECH REPUB	7 984	4 128	2 566
NEW ZEALAND	16 885	10 089	6 256	SLOVAKIA	2 354	663	416
FR POLYNESIA	190	85	54	HUNGARY	4 062	2 166	1 324
UNID COUNTR	4 648	1 274	778	BULGARIA	141	66	41
579 PLASTIC WASTE, SCRAP ETC				SLOVENIA	4 018	1 641	1 030
IMPORTS	422 642	30 910	19 064	CROATIA	522	234	138
FRANCE	56 328	4 437	2 739	USA	11 324	44 658	27 552
BELGIUM LUX	37 574	2 363	1 447	CANADA	662	1 302	802
NETHERLANDS	51 538	3 384	2 059	BRAZIL	98	144	91
ITALY	19 258	2 214	1 348	ARGENTINA	120	162	105
UNTD KINGDOM	29 095	1 708	1 071				
IRELAND	395	72	44				

6 IMPORTS AND EXPORTS (SPECIAL TRADE) BY GROUPS OF THE SITC-REV. III AND BY COUNTRIES OF PRODUCTION AND CONSUMPTION 1994

GROUP COUNTRY	DT = 100 KG	1 000 DM	1 000 \$	GROUP COUNTRY	DT = 100 KG	1 000 DM	1 000 \$
CYPRUS	68	53	33	SAUDI ARABIA	4 908	7 661	4 725
ISRAEL	7 958	15 774	9 809	KUWAIT	2 707	3 349	2 058
SAUDI ARABIA	2 161	1 055	631	BAHRAIN	407	376	236
THAILAND	936	1 251	768	QATAR	96	162	100
INDONESIA	318	310	190	ARAB EMIRAT	1 744	3 120	1 916
MALAYSIA	387	317	187	OMAN	169	845	527
SINGAPORE	189	843	515	YEMEN	78	122	74
CHINA	2 266	1 643	1 011	AFGHANISTAN	685	164	94
SOUTH KOREA	179	720	439	PAKISTAN	676	2 598	1 613
JAPAN	5 697	29 471	18 277	INDIA	2 314	5 548	3 401
TAIWAN	918	1 294	785	BANGLADESH	12	116	68
HONG KONG	504	285	174	SRI LANKA	140	782	449
AUSTRALIA	18	63	41	MYANMAR	2 142	399	247
EXPORTS	1 467 565	1 563 750	963 380	THAILAND	1 120	3 746	2 288
FRANCE	202 601	155 752	95 256	VIETNAM	30	98	62
BELGIUM LUX	134 404	128 270	78 626	CAMBODIA	800	178	103
NETHERLANDS	179 972	128 742	79 315	INDONESIA	464	890	543
ITALY	102 383	122 175	75 120	MALAYSIA	1 359	2 502	1 550
UNTD KINGDOM	71 841	102 670	62 493	BRUNEI	13	67	41
IRELAND	6 331	7 128	4 425	SINGAPORE	2 824	7 065	4 385
DENMARK	45 469	62 996	38 290	PHILIPPINES	681	1 717	1 040
GREECE	12 010	16 216	10 000	CHINA	912	2 105	1 315
PORTUGAL	11 567	18 712	11 521	SOUTH KOREA	1 355	4 190	2 606
SPAIN	27 588	36 086	22 270	JAPAN	3 813	10 399	6 416
EU	794 166	778 747	477 256	TAIWAN	2 116	4 156	2 578
CANARY IS	298	248	147	HONG KONG	2 480	4 542	2 771
ICELAND	953	986	617	AUSTRALIA	4 148	12 421	7 726
NORWAY	7 609	10 832	6 700	PAPUA NEW G	45	467	296
SWEDEN	22 639	35 515	21 963	NEW ZEALAND	461	1 775	1 104
FINLAND	10 025	14 483	8 965	FR POLYNESIA	15	103	66
SWITZERLAND	129 155	112 722	70 021	UNID COUNTR	1 059	847	522
AUSTRIA	196 407	147 029	91 084	582 PLASTIC PLATE, SHEETS, ETC			
MALTA	693	1 160	699	IMPORTS	6 550 872	3 609 272	2 235 610
TURKEY	8 837	10 431	6 451	FRANCE	450 795	256 780	159 151
ESTONIA	142	198	119	BELGIUM LUX	1 120 667	690 965	427 857
LATVIA	783	1 353	845	NETHERLANDS	809 342	450 696	279 205
LITHUANIA	1 327	1 886	1 168	ITALY	1 131 750	468 795	289 716
POLAND	51 178	53 926	33 535	UNTD KINGDOM	332 414	229 000	141 603
CZECH REPUB	48 955	45 462	28 288	IRELAND	15 995	40 318	25 462
SLOVAKIA	3 137	4 338	2 727	DENMARK	99 180	46 513	28 828
HUNGARY	12 774	21 376	13 222	GREECE	4 875	2 205	1 355
ROMANIA	1 942	2 441	1 509	PORTUGAL	4 804	1 940	1 218
BULGARIA	962	1 444	898	SPAIN	128 532	56 303	34 765
ALBANIA	98	296	177	EU	4 098 354	2 243 515	1 389 160
UKRAINE	1 037	968	592	NORWAY	30 584	9 255	5 703
BELARUS	1 689	1 221	775	SWEDEN	171 103	59 533	36 741
RUSSIA	6 523	10 925	6 855	FINLAND	116 429	52 139	32 284
KAZAKHSTAN	2 581	1 124	718	SWITZERLAND	596 305	337 218	209 097
SLOVENIA	3 271	6 859	4 260	AUSTRIA	624 053	298 089	185 161
CROATIA	12 079	8 003	5 018	TURKEY	1 073	445	284
SERB MONTNEG	327	989	625	LITHUANIA	61	56	36
MACEDONIA	185	822	512	POLAND	20 089	5 340	3 331
MOROCCO	70	424	267	CZECH REPUB	66 727	17 134	10 720
ALGERIA	1 240	7 504	4 779	SLOVAKIA	71 362	15 579	9 640
TUNISIA	973	1 069	658	HUNGARY	65 760	21 841	13 666
LIBYA	5 511	3 405	2 137	ROMANIA	713	102	64
EGYPT	2 489	4 994	3 105	BULGARIA	5 811	1 186	752
SUDAN	396	124	78	UKRAINE	376	84	50
CAPE VERDE	1 101	413	244	BELARUS	5 478	2 400	1 531
GUIN BISSAU	287	70	44	RUSSIA	332	196	124
GUINEA	121	134	84	SLOVENIA	10 542	4 259	2 629
IVORY COAST	305	79	48	CROATIA	4 343	1 425	912
GHANA	408	187	113	MACEDONIA	2 580	2 143	1 313
BENIN	742	183	117	CAMEROON	189	136	90
NIGERIA	2 093	1 800	1 060	SOUTH AFRICA	434	296	183
ZAIRE	429	103	65	USA	188 953	227 570	140 880
BURUNDI	122	209	136	CANADA	7 457	4 484	2 813
ETHIOPIA	1 987	617	401	MEXICO	1 766	1 560	957
KENYA	78	254	152	ECUADOR	124	63	37
UGANDA	1 067	232	141	BRAZIL	1 828	556	339
TANZANIA	1 023	349	215	CYPRUS	357	191	110
MOZAMBIQUE	61	59	38	ISRAEL	34 953	18 312	11 340
REUNION	51	69	40	SAUDI ARABIA	113 531	13 027	8 111
MAURITIUS	52	104	64	INDIA	4 394	1 640	1 023
ZIMBABWE	38	109	64	THAILAND	9 210	4 124	2 570
SOUTH AFRICA	2 259	5 640	3 478	VIETNAM	14	58	37
NAMIBIA	308	426	262	INDONESIA	3 886	1 035	642
USA	47 613	110 126	67 847	MALAYSIA	1 305	337	206
CANADA	5 003	9 932	6 110	SINGAPORE	389	316	200
MEXICO	9 008	8 785	5 485	CHINA	10 932	3 616	2 244
GUATEMALA	23	132	78	SOUTH KOREA	71 190	41 714	25 890
EL SALVADOR	135	481	293	JAPAN	184 750	203 230	125 472
COSTA RICA	574	1 935	1 207	TAIWAN	21 986	14 182	8 756
PANAMA	48	193	122	HONG KONG	457	277	174
DOMINIC REP	194	641	386	AUSTRALIA	175	198	120
MARTINIQUE	82	83	49	NEW ZEALAND	102	75	47
TRINIDAD TOB	14	90	57	EXPORTS	9 314 622	5 780 005	3 573 297
NETH ANTILL	48	52	33	FRANCE	1 341 109	818 279	504 750
COLOMBIA	203	580	361	BELGIUM LUX	710 299	412 301	253 986
VENEZUELA	964	2 241	1 365	NETHERLANDS	1 171 094	636 390	393 177
ECUADOR	169	587	372	ITALY	776 584	451 648	278 643
PERU	312	1 026	629	UNTD KINGDOM	1 090 375	613 203	378 522
BRAZIL	4 011	7 188	4 444	IRELAND	77 846	47 920	29 561
CHILE	3 007	5 562	3 410	DENMARK	278 494	157 787	97 727
BOLIVIA	310	362	222	GREECE	65 590	39 454	24 505
PARAGUAY	80	253	153	PORTUGAL	62 237	60 077	37 190
URUGUAY	203	577	350	SPAIN	342 808	213 632	132 031
ARGENTINA	2 437	4 263	2 612	EU	5 916 436	3 450 691	2 130 092
CYPRUS	558	1 403	861	CANARY IS	2 292	1 405	852
LEBANON	2 233	2 219	1 384	ICELAND	4 374	2 585	1 583
SYRIA	1 492	7 282	4 398	NORWAY	53 801	35 736	22 170
IRAN	834	1 870	1 132				
ISRAEL	4 025	6 969	4 272				
JORDAN	661	1 517	955				

6 IMPORTS AND EXPORTS (SPECIAL TRADE) BY GROUPS OF THE SITC-REV. III AND BY COUNTRIES OF PRODUCTION AND CONSUMPTION 1994

GROUP COUNTRY	DT = 100 KG	1 000 DM	1 000 \$	GROUP COUNTRY	DT = 100 KG	1 000 DM	1 000 \$
SWEDEN	193 155	138 915	86 086	INDONESIA	16 691	10 879	6 760
FINLAND	80 858	54 412	33 732	MALAYSIA	11 787	7 623	4 709
SWITZERLAND	611 653	378 336	234 410	BRUNEI	295	300	193
AUSTRIA	523 585	318 799	197 355	SINGAPORE	38 202	23 842	14 825
FAEROE IS	154	111	71	PHILIPPINES	4 644	4 553	2 840
ANDORRA	1 058	643	395	MONGOLIA	115	194	118
MALTA	2 881	2 979	1 841	CHINA	13 095	15 629	9 696
TURKEY	92 090	56 066	34 497	NORTH KOREA	39	59	36
ESTONIA	1 307	960	594	SOUTH KOREA	44 696	50 560	31 329
LATVIA	2 299	1 633	1 022	JAPAN	46 704	57 732	35 883
LITHUANIA	6 724	4 597	2 864	TAIWAN	38 063	39 737	24 662
POLAND	231 683	140 472	87 937	HONG KONG	59 599	43 930	27 311
CZECH REPUBL	149 945	92 691	57 626	MACAO	1 419	1 012	653
SLOVAKIA	29 173	17 734	10 996	AUSTRALIA	52 151	35 464	22 034
HUNGARY	62 789	44 601	27 687	PAPUA NEW G	102	127	77
ROMANIA	5 648	6 756	4 199	NEW ZEALAND	17 218	10 698	6 620
BULGARIA	8 947	5 958	3 719	NEW CALEDON	239	185	114
UKRAINE	4 452	5 955	3 719	FR POLYNESIA	1 121	426	270
BELARUS	2 562	2 553	1 596	UNID COUNTR	1 865	1 643	979
MOLDOVA	23	84	53				
RUSSIA	59 690	41 550	25 573	583 MONOFILAMENT OF PLASTICS			
ARMENIA	54	81	49				
AZERBAIJAN	16	78	48	IMPORTS	285 608	168 533	104 347
KAZAKHSTAN	298	577	360	FRANCE	60 930	30 362	18 844
UZBEKISTAN	640	1 042	670	BELGIUM LUX	24 526	25 000	15 414
SLOVENIA	31 928	23 200	14 987	NETHERLANDS	16 436	13 472	8 369
CROATIA	14 618	9 307	5 810	ITALY	46 557	19 035	11 905
SERB MONTNEG	17	55	35	UNTD KINGDOM	23 976	12 965	8 036
MACEDONIA	2 901	1 650	1 000	DENMARK	1 623	1 688	1 013
MOROCCO	3 187	2 160	1 328	PORTUGAL	1 103	806	497
ALGERIA	2 548	1 229	4 759	SPAIN	29 171	12 304	7 609
TUNISIA	13 982	7 010	4 296	EU	204 326	115 634	71 688
LIBYA	410	1 742	1 103	NORWAY	502	223	143
EGYPT	13 683	7 131	4 400	SWEDEN	3 400	1 981	1 223
SUDAN	155	198	120	SWITZERLAND	23 234	16 987	10 432
MAURITANIA	66	94	55	AUSTRIA	29 316	17 774	10 998
BURKINA FASO	269	224	137	TURKEY	289	131	84
NIGER	29	57	37	POLAND	691	285	179
CHAD	100	84	53	CZECH REPUBL	2 063	477	298
SIERRA LEONE	140	200	130	SLOVAKIA	2 043	1 777	1 107
IVORY COAST	544	592	371	HUNGARY	6 877	1 487	924
GHANA	478	406	257	RUSSIA	544	58	35
TOGO	47	52	33	SLOVENIA	1 583	624	376
NIGERIA	2 741	2 008	1 235	ALGERIA	421	160	104
CAMEROON	146	148	89	USA	3 253	6 857	4 246
GABON	56	56	36	CANADA	253	269	165
CONGO	633	235	146	ISRAEL	5 775	3 316	2 053
ZAIRE	80	105	67	CHINA	141	118	70
ANGOLA	38	52	30	JAPAN	144	781	485
ETHIOPIA	254	167	106	TAIWAN	261	947	584
KENYA	2 102	1 428	895	AUSTRALIA	111	83	52
UGANDA	90	57	36				
TANZANIA	364	210	127	EXPORTS	1 407 674	879 654	545 048
MOZAMBIQUE	682	291	143	FRANCE	248 778	133 081	82 306
MADAGASCAR	192	141	84	BELGIUM LUX	107 197	77 460	47 856
REUNION	79	103	64	NETHERLANDS	125 188	90 416	55 861
MAURITIUS	553	359	226	ITALY	42 052	35 882	22 103
ZAMBIA	66	70	44	UNTD KINGDOM	276 444	136 388	84 409
ZIMBABWE	1 520	1 017	633	IRELAND	8 035	4 290	2 661
SOUTH AFRICA	47 586	36 439	22 736	DENMARK	29 371	22 899	14 192
NAMIBIA	82	279	169	GREECE	21 081	13 952	8 677
LESOTHO	323	170	100	PORTUGAL	11 603	7 252	4 481
USA	379 796	291 076	180 146	SPAIN	63 835	42 425	26 210
CANADA	33 652	30 338	18 818	EU	933 584	564 045	348 756
MEXICO	25 443	20 344	12 556	CANARY IS	243	246	153
GUATEMALA	977	551	345	ICELAND	281	325	199
EL SALVADOR	292	282	174	NORWAY	4 136	3 999	2 479
COSTA RICA	5 185	5 180	3 176	SWEDEN	9 428	12 735	7 893
PANAMA	753	632	395	FINLAND	4 936	4 280	2 670
CUBA	130	324	200	SWITZERLAND	112 691	70 815	44 057
BAHAMAS	50	125	80	AUSTRIA	139 498	83 065	51 579
DOMINIC REP	319	259	157	FAEROE IS	66	59	37
GUADELOUPE	291	213	134	MALTA	268	252	155
JAMAICA	103	166	106	TURKEY	6 275	5 237	3 224
ST VINCENT	98	54	33	ESTONIA	1 823	1 178	747
BARBADOS	87	95	56	LATVIA	681	464	296
TRINIDAD TOB	915	874	542	LITHUANIA	2 096	1 271	806
NETH ANTILL	94	126	76	POLAND	61 683	37 707	23 490
COLOMBIA	2 059	2 004	1 244	CZECH REPUBL	48 174	29 537	18 517
VENEZUELA	3 258	2 220	1 377	SLOVAKIA	3 805	2 616	1 621
ECUADOR	850	1 264	778	HUNGARY	3 969	3 450	2 161
PERU	2 382	2 220	1 380	ROMANIA	755	554	351
BRAZIL	28 131	32 496	20 115	BULGARIA	6 558	386	235
CHILE	21 244	11 252	6 987	UKRAINE	828	608	372
BOLIVIA	458	466	284	BELARUS	302	258	160
PARAGUAY	62	126	75	RUSSIA	1 241	1 166	735
URUGUAY	827	744	466	GEORGIA	81	50	31
ARGENTINA	12 774	12 937	8 026	SLOVENIA	3 594	3 179	1 965
CYPRUS	3 786	3 155	1 965	CROATIA	2 550	2 030	1 271
LEBANON	4 202	2 356	1 463	MACEDONIA	422	156	92
SYRIA	14 114	3 992	2 467	MOROCCO	136	146	93
IRAN	18 613	8 134	5 001	ALGERIA	31	50	31
ISRAEL	67 666	36 738	22 737	TUNISIA	38	45	30
JORDAN	4 207	2 739	1 718	EGYPT	540	430	264
SAUDI ARABIA	83 489	42 135	25 850	SENEGAL	132	112	72
KUWAIT	4 916	4 159	2 560	GHANA	1 652	316	200
BAHRAIN	743	710	435	NIGERIA	384	112	70
QATAR	338	346	214	MAURITIUS	208	150	90
ARAB EMIRAT	9 805	7 827	4 827	ZIMBABWE	93	103	63
OMAN	575	468	291	SOUTH AFRICA	1 893	1 914	1 198
PAKISTAN	7 728	4 250	2 620	USA	12 353	10 881	6 742
INDIA	12 655	13 543	8 368	CANADA	2 015	1 652	1 018
BANGLADESH	5 982	2 660	1 669	MEXICO	1 992	2 105	1 289
SRI LANKA	1 059	1 847	1 142	PANAMA	78	71	42
THAILAND	13 441	14 201	8 773				
VIE TNAM	828	2 424	1 478				

6 IMPORTS AND EXPORTS (SPECIAL TRADE) BY GROUPS OF THE SITC-REV. III AND BY COUNTRIES OF PRODUCTION AND CONSUMPTION 1994

GROUP COUNTRY	DT = 100 KG	1 000 DM	1 000 \$	GROUP COUNTRY	DT = 100 KG	1 000 DM	1 000 \$
HAITI	124	167	101	RUSSIA	31 353	47 026	28 579
COLOMBIA	114	193	120	KAZAKHSTAN	13 978	12 355	7 446
VENEZUELA	61	69	43	UZBEKISTAN	3 228	10 036	6 438
ECUADOR	106	148	94	KYRGHYZSTAN	5 126	4 842	2 954
BRAZIL	1 085	1 940	1 218	SLOVENIA	5 056	5 015	3 023
CHILE	677	770	462	CROATIA	3 537	5 016	3 060
ARGENTINA	332	294	182	SERB MONTNEG	289	79	51
CYPRUS	151	144	88	MACEDONIA	1 287	959	597
SYRIA	205	269	164	MOROCCO	8 637	8 977	5 511
IRAN	306	258	162	ALGERIA	1 406	1 846	1 066
ISRAEL	1 219	1 474	916	TUNISIA	2 287	3 736	2 378
JORDAN	79	80	49	LIBYA	1 209	1 765	1 126
SAUDI ARABIA	1 436	1 254	770	EGYPT	3 741	6 406	3 990
KUWAIT	127	121	73	SUDAN	1 212	1 704	1 108
ARAB EMIRAT	843	912	571	MALI	28	66	42
OMAN	96	116	67	BURKINA FASO	234	410	240
INDIA	101	195	123	NIGER	34	71	42
SRI LANKA	154	160	96	SENEGAL	136	282	176
THAILAND	754	710	441	GUIN BISSAU	28	105	60
INDONESIA	42	46	30	GUINEA	85	305	179
MALAYSIA	378	305	195	IVORY COAST	482	708	425
SINGAPORE	4 350	3 508	2 177	GHANA	476	654	420
PHILIPPINES	226	236	152	TOGO	32	101	63
CHINA	913	1 343	836	NIGERIA	1 571	1 146	712
SOUTH KOREA	2 777	2 356	1 451	CAMEROON	951	972	584
JAPAN	2 722	2 311	1 404	GABON	183	132	77
TAIWAN	11 197	7 391	4 620	CONGO	61	72	45
HONG KONG	1 060	788	493	ZAIRE	68	108	65
AUSTRALIA	1 788	2 217	1 389	BURUNDI	167	335	207
NEW ZEALAND	1 599	1 337	820	ETHIOPIA	1 972	2 078	1 289
UNID COUNTR	160	200	124	KENYA	10 293	10 552	6 508
591 INSECTICIDES, ETC.				TANZANIA	1 656	1 072	662
IMPORTS	522 571	656 061	399 647	MOZAMBIQUE	80	272	171
FRANCE	125 287	188 596	116 351	MADAGASCAR	67	236	143
BELGIUM LUX	77 811	118 100	71 639	REUNION	338	521	331
NETHERLANDS	96 091	62 318	37 952	MAURITIUS	327	611	382
ITALY	6 208	6 297	3 930	ZIMBABWE	520	1 256	761
UNTD KINGDOM	62 575	101 040	60 638	SOUTH AFRICA	9 613	22 762	14 043
IRELAND	410	2 136	1 302	NAMIBIA	204	88	55
DENMARK	5 302	4 030	2 427	USA	42 838	75 453	45 272
SPAIN	3 965	1 456	901	CANADA	8 797	5 822	3 472
EU	377 663	484 002	295 158	MEXICO	14 552	24 976	15 510
SWEDEN	4 960	7 250	4 474	GUATEMALA	4 503	8 740	5 339
FINLAND	2 163	2 173	1 304	BELIZE	78	188	118
SWITZERLAND	72 029	91 197	55 252	HONDURAS	2 615	6 003	3 645
AUSTRIA	12 494	18 418	10 891	EL SALVADOR	290	693	415
TURKEY	3 081	3 001	1 799	NICARAGUA	8 314	754	479
POLAND	2 287	1 412	872	COSTA RICA	8 432	19 848	12 318
CZECH REPUBL	1 175	1 435	864	PANAMA	1 026	2 606	1 589
SLOVAKIA	6 576	2 571	1 570	CUBA	5 443	5 902	3 537
HUNGARY	1 198	934	594	HAITI	18	130	75
ROMANIA	2 141	400	250	DOMINIC REP	1 817	2 212	1 396
BULGARIA	4 237	855	514	GUADELOUPE	99	270	165
RUSSIA	1 602	281	171	MARTINIQUE	195	472	297
SLOVENIA	634	1 088	656	JAMAICA	679	624	385
USA	15 433	26 108	16 113	ST LUCIA	48	128	82
GUATEMALA	204	120	71	ST VINCENT	83	211	124
PERU	1 466	270	163	BARBADOS	241	174	109
ISRAEL	1 181	861	539	TRINIDAD TOB	755	883	556
INDIA	480	525	317	COLOMBIA	17 094	24 678	15 165
MALAYSIA	1 224	726	459	VENEZUELA	2 157	1 554	958
SINGAPORE	108	73	45	SURINAME	313	756	469
CHINA	2 804	1 977	1 200	ECUADOR	7 171	10 500	6 500
SOUTH KOREA	400	561	328	PERU	3 490	3 495	2 123
JAPAN	2 043	7 999	4 923	BRAZIL	2 513	4 787	2 964
TAIWAN	136	236	147	CHILE	14 106	15 634	9 604
AUSTRALIA	4 374	1 408	869	BOLIVIA	611	482	303
EXPORTS	1 911 556	2 566 353	1 571 424	PARAGUAY	2 617	1 485	938
FRANCE	522 839	818 589	502 866	URUGUAY	2 237	3 430	2 160
BELGIUM LUX	65 656	104 435	64 168	ARGENTINA	16 782	26 053	16 323
NETHERLANDS	97 933	89 313	54 148	CYPRUS	396	476	294
ITALY	168 297	155 032	94 164	LEBANON	2 255	2 562	1 530
UNTD KINGDOM	115 675	152 509	93 565	SYRIA	5 793	8 642	5 409
IRELAND	10 189	16 238	9 814	IRAN	37 235	58 111	34 884
DENMARK	23 204	47 525	28 804	ISRAEL	6 410	8 843	5 426
GREECE	21 043	35 512	21 581	JORDAN	3 562	2 677	1 655
PORTUGAL	20 447	19 468	11 807	SAUDI ARABIA	22 406	27 039	17 005
SPAIN	62 475	75 929	46 286	KUWAIT	212	155	95
EU	1 107 758	1 514 610	927 203	BAHRAIN	132	90	54
CANARY IS	67	73	45	QATAR	114	118	72
ICELAND	44	113	70	ARAB EMIRAT	2 190	2 164	1 343
NORWAY	8 024	12 332	7 439	OMAN	958	1 063	653
SWEDEN	27 298	27 469	16 831	YEMEN	1 535	1 291	831
FINLAND	19 636	16 397	9 982	PAKISTAN	6 697	4 946	3 049
SWITZERLAND	38 139	38 246	23 318	INDIA	465	581	359
AUSTRIA	44 902	47 087	28 646	BANGLADESH	1 991	1 294	809
MALTA	544	461	289	SRI LANKA	6 261	4 390	2 729
TURKEY	12 568	15 756	9 557	NEPAL	185	152	95
ESTONIA	469	1 297	806	THAILAND	19 149	17 477	10 701
LATVIA	1 164	1 172	703	VIETNAM	3 937	7 253	4 511
LITHUANIA	303	395	243	INDONESIA	16 704	13 189	8 121
POLAND	35 083	41 628	25 380	MALAYSIA	6 335	8 899	5 456
CZECH REPUBL	16 277	23 461	14 056	SINGAPORE	2 505	2 523	1 573
SLOVAKIA	3 349	3 196	1 950	PHILIPPINES	8 632	15 122	9 404
HUNGARY	22 127	27 708	16 465	MONGOLIA	51	184	109
ROMANIA	7 317	10 516	6 372	CHINA	9 619	8 702	5 464
BULGARIA	6 072	6 088	3 756	SOUTH KOREA	21 386	20 845	12 848
ALBANIA	679	786	489	JAPAN	52 308	91 893	56 580
UKRAINE	11 001	15 266	9 637	TAIWAN	11 034	16 986	10 336
BELARUS	938	1 043	621	HONG KONG	874	1 150	705
MOLDOVA	1 908	3 569	2 287	AUSTRALIA	16 429	17 798	11 101
				NEW ZEALAND	5 515	6 938	4 302
				FR POLYNESIA	285	97	60

6 IMPORTS AND EXPORTS (SPECIAL TRADE) BY GROUPS OF THE SITC-REV. III AND BY COUNTRIES OF PRODUCTION AND CONSUMPTION 1994

GROUP COUNTRY	DT = 100 KG	1 000 DM	1 000 \$	GROUP COUNTRY	DT = 100 KG	1 000 DM	1 000 \$			
592 STARCHES, INULIN, ETC.				CAMEROON				857	441	270
IMPORTS	4 600 027	1 138 980	704 672	CENT AFR REP			165	55	32	
FRANCE	1 384 140	221 731	136 825	GABON			508	260	165	
BELGIUM LUX	396 223	91 255	56 299	ZAIRE			887	358	226	
NETHERLANDS	1 526 323	260 275	160 896	RWANDA			240	85	55	
ITALY	171 523	29 333	18 154	BURUNDI			165	75	44	
UNTD KINGDOM	49 375	40 531	25 008	ANGOLA			190	308	196	
IRELAND	24 185	34 726	21 714	ETHIOPIA			285	253	159	
DENMARK	128 872	23 360	14 450	KENYA			835	290	179	
GREECE	682	188	115	UGANDA			137	57	34	
PORTUGAL	8 184	1 386	882	TANZANIA			399	198	120	
SPAIN	10 886	3 313	2 421	MADAGASCAR	1 425	305	461	305	189	
EU	3 700 393	706 698	436 764	REUNION			308	305	184	
NORWAY	2 532	1 426	892	MAURITIUS			461	204	125	
SWEDEN	87 589	30 453	18 766	ZIMBABWE			575	83	52	
FINLAND	11 355	2 957	1 832	MALAWI			120	66	40	
SWITZERLAND	82 762	45 876	28 393	SOUTH AFRICA	61 569	10 552	120	147	6 580	
AUSTRIA	74 273	20 770	12 950	NAMIBIA			136	147	92	
TURKEY	665	142	89	USA	422 499	120 137	97 558	16 397	74 542	
ESTONIA	364	143	85	CANADA			94 864	16 102	10 058	
LATVIA	6 967	2 787	1 761	MEXICO			1 024	541	9 785	
LITHUANIA	21 700	8 541	5 346	GUATEMALA			982	182	343	
POLAND	57 308	20 146	12 568	HONDURAS			350	258	113	
CZECH REPUBL	10 247	6 602	3 998	EL SALVADOR			540	522	162	
HUNGARY	2 145	1 487	925	COSTA RICA			351	129	324	
ROMANIA	1 389	515	334	PANAMA			207	117	82	
UKRAINE	62 647	22 341	13 953	CUBA			508	94	74	
BELARUS	7 435	2 671	1 658	HAITI			2 278	441	57	
RUSSIA	133 175	51 216	32 073	DOMINIC REP			705	176	270	
KAZAKHSTAN	1 699	490	306	JAMAICA			67	53	109	
KYRGHYZSTAN	800	323	196	BARBADOS			589	146	32	
SLOVENIA	207	62	38	TRINIDAD TOB			145	75	91	
USA	46 898	76 811	47 588	NETH ANTILL			13 456	2 918	46	
CANADA	3 389	2 530	1 567	COLOMBIA			5 953	2 031	1 823	
COLOMBIA	3 493	2 446	1 509	VENEZUELA			745	482	238	
BRAZIL	20 514	11 819	7 284	ECUADOR			15 308	1 400	289	
ISRAEL	2 195	467	289	PERU			7 093	2 975	876	
PAKISTAN	5 750	4 742	2 912	BRAZIL			8 008	2 968	1 849	
THAILAND	81 766	7 178	4 419	CHILE			83	65	1 832	
MALAYSIA	538	264	166	BOLIVIA			384	179	39	
CHINA	4 383	1 049	643	PARAGUAY			2 855	1 722	110	
SOUTH KOREA	2 446	1 340	827	URUGUAY			15 834	5 316	1 070	
JAPAN	3 874	11 144	6 898	ARGENTINA			12 372	1 395	3 252	
TAIWAN	2 127	1 485	914	CYPRUS			3 445	1 529	857	
AUSTRALIA	290	292	181	LEBANON			8 144	1 344	950	
NEW ZEALAND	156 229	91 513	56 435	SYRIA			3 210	2 062	841	
EXPORTS	6 681 235	1 457 193	901 848	IRAN			30 632	6 063	1 258	
FRANCE	634 464	161 937	100 238	ISRAEL			8 495	1 466	3 750	
BELGIUM LUX	223 157	110 452	67 945	JORDAN			22 161	7 153	903	
NETHERLANDS	889 223	143 809	88 470	SAUDI ARABIA			2 754	1 455	4 458	
ITALY	383 936	114 842	71 016	KUWAIT			1 025	192	901	
UNTD KINGDOM	502 189	92 844	57 447	BAHRAIN			763	160	118	
IRELAND	39 275	9 277	5 801	QATAR			13 557	2 792	97	
DENMARK	136 230	29 945	18 453	ARAB EMIRAT			639	713	1 720	
GREECE	68 935	19 641	12 168	OMAN			636	189	435	
PORTUGAL	29 224	10 773	6 652	YEMEN			4 479	1 208	111	
SPAIN	195 066	53 277	33 104	PAKISTAN			1 022	671	747	
EU	3 101 699	746 797	461 294	INDIA			11 715	606	411	
CANARY IS	58	64	39	BANGLADESH			468	213	367	
ICELAND	2 757	673	413	SRI LANKA			239	151	131	
NORWAY	36 915	11 026	6 812	MYANMAR			139 026	19 587	91	
SWEDEN	270 216	37 706	23 401	THAILAND			1 256	477	302	
FINLAND	126 043	14 457	8 950	VIETNAM			105 310	13 316	8 324	
SWITZERLAND	357 801	62 624	38 661	INDONESIA			18 070	3 049	1 894	
AUSTRIA	151 868	61 255	37 954	MALAYSIA			14 782	6 702	4 171	
FAEROE IS	3 086	316	197	SINGAPORE			8 902	1 469	912	
MALTA	1 384	858	535	PHILIPPINES			2 715	1 466	895	
TURKEY	38 706	11 382	7 067	CHINA			20	56	35	
ESTONIA	393	227	133	NORTH KOREA			290 762	33 830	20 886	
LATVIA	903	405	253	SOUTH KOREA			320 795	53 227	33 200	
LITHUANIA	4 425	1 067	658	JAPAN			221 879	14 112	8 813	
POLAND	114 136	36 069	22 420	TAIWAN			203 986	18 294	11 395	
CZECH REPUBL	32 375	13 549	8 407	HONG KONG			48 222	12 788	8 005	
SLOVAKIA	7 966	3 578	2 223	AUSTRALIA			836	84	53	
HUNGARY	31 328	13 431	8 306	PAPUA NEW G			3 251	1 047	644	
ROMANIA	7 137	2 661	1 671	NEW ZEALAND			3 236	673	412	
BULGARIA	4 033	2 058	1 289	UNID COUNTR						
ALBANIA	86	56	35	593 EXPLOSIVES, PYROTECHNICS						
UKRAINE	2 297	1 201	749	IMPORTS	198 082	126 979	79 472			
BELARUS	1 788	641	393	FRANCE			612	15 192	9 367	
MOLDOVA	1 484	355	216	BELGIUM LUX			3 824	8 881	5 491	
RUSSIA	20 043	8 990	5 594	NETHERLANDS			350	686	424	
KAZAKHSTAN	154	117	73	ITALY			1 312	2 186	1 338	
UZBEKISTAN	696	232	187	UNTD KINGDOM			2 460	9 493	5 690	
SLOVENIA	50 104	7 821	4 823	DENMARK			67	153	95	
CROATIA	9 512	5 069	3 147	SPAIN			8 676	37 230	22 782	
MACEDONIA	1 221	572	357	EU			850	1 930	1 153	
MOROCCO	3 110	1 516	938	NORWAY			547	1 334	823	
ALGERIA	1 404	1 145	711	SWEDEN			214	673	424	
TUNISIA	3 513	1 768	1 092	FINLAND			832	14 689	9 180	
LIBYA	183	168	104	SWITZERLAND			1 076	851	534	
EGYPT	10 006	4 643	2 886	AUSTRIA			16 681	3 322	2 083	
SUDAN	739	108	67	CZECH REPUBL			12 995	5 956	3 713	
MAURITANIA	81	100	63	SLOVAKIA			1 121	212	131	
SENEGAL	224	177	106	RUSSIA			444	92	57	
GUINEA	517	140	84	SLOVENIA			8 825	2 989	1 858	
LIBERIA	84	61	39	USA			1 055	4 894	3 037	
IVORY COAST	1 162	490	305	INDIA			400	270	173	
GHANA	2 643	598	367	SINGAPORE			44	300	195	
TGO	166	93	60	CHINA			139 687	49 199	31 415	
BENIN	257	239	150	SOUTH KOREA			436	1 141	709	
NIGERIA	3 557	903	569	JAPAN			47	258	155	

6 IMPORTS AND EXPORTS (SPECIAL TRADE) BY GROUPS OF THE SITC-REV. III AND BY COUNTRIES OF PRODUCTION AND CONSUMPTION 1994

GROUP COUNTRY	DT = 100 KG	1 000 DM	1 000 \$	GROUP COUNTRY	DT = 100 KG	1 000 DM	1 000 \$
TAIWAN	324	476	293				
HONG KONG	3 770	1 112	716	EXPORTS	3 532 140	1 225 284	757 157
EXPORTS	201 494	164 216	101 937	FRANCE	329 064	108 134	66 870
FRANCE	37 075	18 803	11 657	BELGIUM LUX	234 132	73 240	45 205
BELGIUM LUX	7 464	5 639	3 491	NETHERLANDS	178 021	54 490	33 787
NETHERLANDS	3 649	7 853	4 925	ITALY	271 801	93 407	57 451
ITALY	31 590	19 668	12 382	UNTD KINGDOM	201 870	71 970	44 489
UNTD KINGDOM	3 985	12 902	8 006	IRELAND	3 937	1 400	855
IRELAND	34	112	68	DENMARK	70 101	25 466	15 768
DENMARK	1 824	5 642	3 479	GREECE	25 935	10 296	6 403
GREECE	173	273	165	PORTUGAL	32 720	11 842	7 298
PORTUGAL	5 214	2 104	1 301	SPAIN	79 577	28 920	17 869
SPAIN	12 046	5 134	3 199	EU	1 427 158	479 165	295 995
EU	103 054	78 130	48 673	CANARY IS	504	181	111
CANARY IS	109	91	57	CEUTA MEL	505	197	125
ICELAND	217	534	346	ICELAND	2 542	571	351
NORWAY	5 702	6 036	3 769	NORWAY	74 017	19 253	11 903
SWEDEN	17 805	12 200	7 547	SWEDEN	182 654	51 262	31 855
FINLAND	5 879	1 045	649	FINLAND	69 654	23 459	14 572
SWITZERLAND	5 188	9 590	5 903	SWITZERLAND	117 031	43 367	26 915
AUSTRIA	14 735	10 900	6 890	AUSTRIA	157 528	57 684	35 780
TURKEY	134	530	333	MALTA	920	369	215
ESTONIA	331	161	102	TURKEY	67 858	23 916	14 772
LATVIA	333	214	134	ESTONIA	593	186	118
LITHUANIA	426	288	183	LATVIA	2 516	1 061	663
POLAND	4 431	2 189	1 383	LITHUANIA	2 146	739	451
CZECH REPUB	2 249	2 008	1 272	POLAND	66 761	24 409	15 160
SLOVAKIA	306	104	66	CZECH REPUB	48 685	14 946	9 253
HUNGARY	368	677	416	SLOVAKIA	12 356	5 400	3 324
ROMANIA	1 282	3 275	2 031	HUNGARY	25 681	10 606	6 538
BULGARIA	24	61	39	ROMANIA	9 861	4 194	2 572
UKRAINE	35	79	49	BULGARIA	10 831	3 629	2 248
RUSSIA	261	422	270	UKRAINE	7 748	2 268	1 392
SLOVENIA	423	660	423	BELARUS	4 340	1 493	920
CROATIA	689	399	252	MOLDOVA	204	64	42
MOROCCO	16	99	60	RUSSIA	23 958	12 293	7 646
TUNISIA	637	279	173	AZERBAIJAN	6 089	3 002	1 770
LIBYA	60	337	219	KAZAKHSTAN	492	197	125
EGYPT	66	163	104	SLOVENIA	27 141	10 935	6 758
GHANA	721	290	176	CROATIA	20 373	6 053	3 795
NIGERIA	6 778	5 996	3 662	BOS HERZEGOV	456	132	83
SOUTH AFRICA	1 235	1 292	814	MACEDONIA	6 265	2 550	1 575
USA	15 869	10 438	6 353	MOROCCO	5 804	2 123	1 311
CANADA	395	2 771	1 703	ALGERIA	602	166	106
COSTA RICA	25	89	53	TUNISIA	8 824	3 733	2 323
VENEZUELA	2 500	1 100	648	LIBYA	442	202	123
CHILE	92	224	137	EGYPT	9 837	3 494	2 144
PARAGUAY	69	57	37	GUINEA	185	56	35
URUGUAY	16	56	35	IVORY COAST	83	76	48
ARGENTINA	220	542	340	NIGERIA	19 197	5 979	3 628
CYPRUS	200	1 530	881	CAMEROON	641	170	104
SYRIA	110	130	83	CENT AFR REP	150	125	72
IRAN	3 093	1 001	645	ETHIOPIA	246	82	50
ISRAEL	195	484	304	KENYA	7 416	1 642	999
JORDAN	7	55	36	TANZANIA	231	98	59
ARAB EMIRAT	45	420	255	MADAGASCAR	8	60	36
YEMEN	3 269	943	563	MAURITIUS	920	282	178
PAKISTAN	94	230	136	ZIMBABWE	1 896	597	368
INDIA	36	94	57	SOUTH AFRICA	42 353	17 701	10 880
THAILAND	357	1 922	1 116	USA	184 468	62 172	38 572
INDONESIA	11	45	30	CANADA	8 184	3 306	2 040
SINGAPORE	391	1 294	802	MEXICO	9 589	4 710	2 905
CHINA	371	845	538	BERMUDA	371	86	55
SOUTH KOREA	17	69	42	COSTA RICA	497	168	102
JAPAN	12	88	54	CUBA	865	321	206
TAIWAN	278	474	299	TRINIDAD TOB	88	57	34
HONG KONG	56	190	117	NETH ANTILL	1 488	761	477
AUSTRALIA	106	579	366	COLOMBIA	5 478	2 568	1 565
NEW ZEALAND	44	190	123	VENEZUELA	3 625	1 894	1 152
				ECUADOR	855	305	183
597 PREPRD ADDITIVES, LIQUIDS				PERU	1 267	615	380
IMPORTS	2 223 801	596 586	368 903	BRAZIL	23 664	10 168	6 267
FRANCE	699 492	206 381	127 636	CHILE	5 773	2 913	1 798
BELGIUM LUX	436 670	92 863	57 252	BOLIVIA	490	197	118
NETHERLANDS	345 783	69 145	42 963	PARAGUAY	3 810	1 226	759
ITALY	149 582	36 494	22 550	URUGUAY	8 073	2 472	1 522
UNTD KINGDOM	267 176	65 492	40 291	ARGENTINA	26 188	10 587	6 507
IRELAND	158	341	218	CYPRUS	983	508	310
DENMARK	39 710	11 152	6 941	LEBANON	9 296	3 991	2 430
PORTUGAL	355	264	159	SYRIA	9 553	2 993	1 882
SPAIN	6 977	2 090	1 275	IRAN	12 691	4 218	2 583
EU	1 945 930	484 230	299 289	ISRAEL	25 574	10 452	6 447
NORWAY	528	160	96	JORDAN	1 150	427	262
SWEDEN	2 784	1 225	746	SAUDI ARABIA	12 063	3 623	2 262
FINLAND	1 812	302	186	KUWAIT	3 249	1 107	648
SWITZERLAND	45 200	26 448	16 389	BAHRAIN	139	65	41
AUSTRIA	15 640	9 432	5 832	QATAR	81	62	41
TURKEY	3 939	1 237	775	ARAB EMIRAT	21 235	9 316	5 628
CZECH REPUB	208	63	40	OMAN	5 681	2 597	1 663
SLOVAKIA	2 065	170	106	YEMEN	134	62	39
HUNGARY	2 425	804	496	AFGHANISTAN	686	231	150
RUSSIA	9 955	4 989	3 062	PAKISTAN	43 388	13 321	8 178
SOUTH AFRICA	5 055	908	554	INDIA	35 453	13 682	8 477
USA	179 575	55 143	34 229	BANGLADESH	7 154	1 505	928
CANADA	1 197	570	351	SRI LANKA	1 339	253	154
MEXICO	2 986	2 018	1 251	NEPAL	194	63	38
BRAZIL	464	219	140	THAILAND	39 698	14 042	8 691
CYPRUS	503	163	97	VIETNAM	1 927	786	501
CHINA	3 008	7 830	4 851	INDONESIA	37 546	14 366	8 864
JAPAN	78	115	70	MALAYSIA	7 622	3 485	2 162
HONG KONG	185	173	104	SINGAPORE	91 373	23 596	14 520
AUSTRALIA				PHILIPPINES	5 355	2 067	1 279
				CHINA	37 853	17 202	10 579
				NORTH KOREA	481	201	121
				SOUTH KOREA	131 462	44 015	27 142

6 IMPORTS AND EXPORTS (SPECIAL TRADE) BY GROUPS OF THE SITC-REV. III AND BY COUNTRIES OF PRODUCTION AND CONSUMPTION 1994

GROUP COUNTRY	DT = 100 KG	1 000 DM	1 000 \$	GROUP COUNTRY	DT = 100 KG	1 000 DM	1 000 \$
JAPAN	74 248	30 981	19 044	MOLDOVA	1 503	504	314
TAIWAN	89 574	35 694	22 070	RUSSIA	118 033	43 216	26 730
HONG KONG	34 650	13 102	8 098	GEORGIA	369	190	118
AUSTRALIA	20 602	9 124	5 653	AZERBAIJAN	233	76	47
NEW ZEALAND	5 482	2 009	1 245	KAZAKHSTAN	4 556	2 009	1 246
UNIO COUNTR	1 329	536	329	TURKMENISTAN	12 550	2 386	1 499
598 MISC.CHEMICAL PROOTS.NES				UZBEKISTAN	2 547	1 209	716
IMPORTS	16 966 730	3 416 925	2 114 829	KYRGHYZSTAN	200	83	49
FRANCE	3 317 502	316 782	196 247	SLOVENIA	83 682	31 851	19 667
BELGIUM LUX	2 735 546	470 838	292 201	CROATIA	36 602	16 757	10 345
NETHERLANDS	2 138 737	409 319	253 721	BOS HERZEGOV	113	74	48
ITALY	1 079 105	230 382	142 587	SERB MONTNEG	1 266	1 035	650
UNTD KINGDOM	701 450	327 917	203 406	MACEDONIA	11 541	5 688	3 520
IRELAND	90 275	53 286	33 030	MOROCCO	27 494	7 960	4 896
DENMARK	262 298	55 118	33 960	ALGERIA	11 484	5 515	3 354
GREECE	1 103 515	14 764	9 127	TUNISIA	33 607	9 138	5 686
PORTUGAL	68 008	10 131	6 215	LIBYA	33 111	6 837	4 221
SPAIN	290 807	44 903	27 771	EGYPT	75 850	28 145	17 413
EU	11 787 243	1 933 440	1 198 265	SUDAN	1 954	208	123
ICELAND	29 452	1 861	1 145	MALI	263	91	57
NORWAY	493 758	20 854	12 943	BURKINA FASO	513	293	187
SWEDEN	233 595	85 664	52 967	NIGER	1 891	801	503
FINLAND	139 954	38 062	23 515	SENEGAL	88	177	112
SWITZERLAND	1 255 358	200 446	123 924	GUINEA	187	112	73
AUSTRIA	603 129	102 397	63 293	IVORY COAST	4 660	1 718	1 079
TURKEY	4 244	301	178	GHANA	8 377	1 735	1 075
LITHUANIA	1 637	176	108	TOGO	432	126	78
POLAND	105 089	6 461	3 986	BENIN	115	100	61
CZECH REPUB	67 424	5 997	3 730	NIGERIA	17 514	9 259	5 620
SLOVAKIA	37 230	17 598	10 821	CAMEROON	918	786	482
HUNGARY	9 838	1 538	949	CENT AFR REP	383	89	55
ROMANIA	48 097	3 608	2 184	GABON	793	164	98
BULGARIA	94	50	30	CONGO	617	279	175
ALBANIA	609	53	34	ZAIRE	1 807	879	551
UKRAINE	32 266	2 710	1 670	RWANDA	73	67	40
BELARUS	60 380	5 556	3 422	BURUNDI	101	56	34
MOLDOVA	6 200	287	186	ANGOLA	781	260	158
RUSSIA	111 095	10 357	6 483	ETHIOPIA	3 677	1 747	1 078
SLOVENIA	68 761	6 050	3 689	ERITREA	75	133	85
SOUTH AFRICA	16 436	10 198	6 333	SOMALIA	42	59	34
USA	853 011	624 093	384 960	KENYA	11 377	2 668	1 640
CANADA	10 061	6 462	4 008	UGANDA	34	80	52
MEXICO	2 810	2 216	1 380	TANZANIA	6 139	2 211	1 382
HONDURAS	24 622	2 978	1 835	SEYCHELLES	53	51	31
PANAMA	8	468	285	MOZAMBIQUE	72	323	196
VENEZUELA	7 267	949	607	MADAGASCAR	3 802	2 186	1 329
BRAZIL	69 290	11 765	7 252	REUNION	976	350	216
URUGUAY	12	124	77	MAURITIUS	3 913	1 804	1 120
ARGENTINA	1 105	309	188	ZAMBIA	163	75	45
CYPRUS		71	44	ZIMBABWE	4 126	1 759	1 077
IRAN	200	98	65	MALAWI	87	59	34
ISRAEL	563	1 481	913	SOUTH AFRICA	166 698	73 792	45 831
INDIA	10 893	1 151	741	NAMIBIA	357	209	131
SRI LANKA	3 611	750	474	BOTSWANA	1 058	212	130
THAILAND	405	107	68	USA	878 462	567 984	351 469
VIETNAM	1 400	132	76	CANADA	66 249	63 891	39 583
INDONESIA	49 126	5 228	3 218	ST PIERRE	1 200	226	144
MALAYSIA	362 347	46 871	29 008	MEXICO	61 542	33 326	20 609
SINGAPORE	1 882	866	543	GUATEMALA	4 833	2 811	1 735
PHILIPPINES	6 866	3 348	2 134	HONDURAS	1 078	738	455
CHINA	543 868	48 156	29 820	EL SALVADOR	2 203	1 430	877
SOUTH KOREA	2 562	2 337	1 443	NICARAGUA	136	373	228
JAPAN	86 563	192 010	118 705	COSTA RICA	6 968	3 015	1 862
TAIWAN	4 253	7 072	4 463	PANAMA	1 277	998	616
HONG KONG	7 290	1 546	967	CUBA	814	731	455
AUSTRALIA	2 590	2 342	1 495	DOMINIC REP	1 694	1 155	713
PAPUA NEW G	120	60	38	JAMAICA	406	285	177
EXPORTS	28 542 073	7 571 292	4 680 017	BARBADOS	1 66	83	51
FRANCE	4 022 379	825 273	509 693	TRINIDAD TOB	1 209	897	563
BELGIUM LUX	2 969 864	508 847	314 777	NETH ANTILL	171	94	59
NETHERLANDS	3 641 932	518 865	321 654	COLOMBIA	41 450	17 798	11 008
ITALY	2 584 929	728 064	449 679	VENEZUELA	25 249	11 457	7 077
UNTD KINGDOM	1 720 222	600 342	370 841	SURINAME	126	101	63
IRELAND	55 150	54 043	33 398	ECUADOR	20 873	8 039	4 953
DENMARK	758 089	124 501	76 773	PERU	13 884	8 658	5 391
GREECE	172 192	54 145	33 378	BRAZIL	161 993	64 212	39 998
PORTUGAL	168 073	68 149	41 695	CHILE	34 851	20 161	12 473
SPAIN	780 154	303 366	187 599	BOLIVIA	1 418	747	465
EU	16 872 984	3 785 595	2 339 487	PARAGUAY	1 561	1 064	653
CANARY IS	1 473	481	308	URUGUAY	10 373	5 273	3 247
ICELAND	21 296	2 679	1 637	ARGENTINA	59 532	29 323	18 058
NORWAY	346 654	61 137	37 849	CYPRUS	6 770	3 019	1 850
SWEDEN	525 396	165 198	101 921	LEBANON	7 116	3 963	2 427
FINLAND	321 514	70 798	43 786	SYRIA	16 561	7 539	4 661
SWITZERLAND	3 193 488	379 855	235 012	IRAQ	8	224	140
AUSTRIA	1 617 562	373 199	230 645	IRAN	93 086	31 068	19 137
MALTA	2 416	2 659	1 638	ISRAEL	115 446	66 904	41 316
SAN MARINO	147	370	230	JORDAN	10 145	4 360	2 673
TURKEY	244 195	81 679	50 582	SAUDI ARABIA	117 810	52 549	32 301
ESTONIA	2 822	1 440	905	KUWAIT	32 234	10 653	6 464
LATVIA	7 200	1 979	1 227	BAHRAIN	13 522	3 929	2 366
LITHUANIA	22 337	7 919	4 928	QATAR	1 210	1 092	667
POLAND	469 149	113 643	70 477	ARAB EMIRAT	26 690	9 153	5 808
CZECH REPUB	274 931	76 960	47 719	OMAN	4 511	2 759	1 709
SLOVAKIA	97 694	23 127	14 378	YEMEN	1 912	920	572
HUNGARY	170 636	57 501	35 586	PAKISTAN	41 249	15 651	9 653
ROMANIA	80 855	20 634	12 802	INDIA	116 533	35 593	22 115
BULGARIA	27 197	12 158	7 550	BANGLADESH	8 869	3 467	2 144
ALBANIA	382	282	180	SRI LANKA	13 254	3 364	2 080
UKRAINE	26 367	8 973	5 622	NEPAL	1 154	268	168
BELARUS	17 491	5 602	3 434	MYANMAR	1 462	378	241
				THAILAND	97 606	43 794	27 101
				VIETNAM	4 364	2 170	1 343
				INDONESIA	139 187	50 678	31 227
				MALAYSIA	63 870	27 845	17 250

6 IMPORTS AND EXPORTS (SPECIAL TRADE) BY GROUPS OF THE SITC-REV. III AND BY COUNTRIES OF PRODUCTION AND CONSUMPTION 1994

GROUP COUNTRY	DT = 100 KG	1 000 DM	1 000 \$	GROUP COUNTRY	DT = 100 KG	1 000 DM	1 000 \$
BRUNEI	537	171	104	MOLDOVA	14	167	100
SINGAPORE	107 156	59 534	36 704	RUSSIA	20 448	13 029	8 163
PHILIPPINES	45 191	21 137	13 049	SLOVENIA	2 986	8 326	5 179
MONGOLIA	475	197	120	CROATIA	2 607	2 471	1 445
CHINA	92 306	38 748	23 589	MACEDONIA	197	695	427
NORTH KOREA	127	305	191	MOROCCO	38	329	202
SOUTH KOREA	160 165	137 096	84 692	NIGERIA	162	435	272
JAPAN	226 273	264 657	163 289	ETHIOPIA	554	800	492
TAIWAN	226 791	136 406	84 374	SOUTH AFRICA	340	5 969	3 719
HONG KONG	176 431	95 868	59 390	NAMIBIA	1	111	72
AUSTRALIA	90 288	55 990	34 198	USA	11 011	19 951	12 381
NEW ZEALAND	24 305	10 690	6 616	CANADA	600	1 000	587
NEW CALEDON	451	101	63	NICARAGUA	1 492	391	233
FR POLYNESIA	295	109	67	COLOMBIA	57	325	202
UNID COUNTR	10 583	2 536	1 534	VENEZUELA		79	52
600 CPL IND PLANT CHAP 69-76				PERU	112	772	478
EXPORTS	423 752	694 876	430 211	BRAZIL	6 651	11 646	7 177
FRANCE	643	1 546	980	PARAGUAY	35	69	44
BELGIUM LUX	2 444	2 548	1 576	URUGUAY	4 513	14 781	9 071
NETHERLANDS	257	1 361	801	ARGENTINA	17 476	34 250	20 985
UNTD KINGDOM	2 968	7 194	4 500	IRAN	59	152	93
IRELAND	381	2 077	1 197	ISRAEL	7	132	79
PORTUGAL	499	412	261	PAKISTAN	6 708	39 852	24 532
EU	7 193	15 157	9 327	INDIA	16 611	63 172	39 115
SWEDEN	734	1 472	859	BANGLADESH	2 025	6 457	3 984
FINLAND	91	739	450	THAILAND	2 362	7 057	4 335
AUSTRIA	15	700	415	INDONESIA	4 145	19 797	12 200
TURKEY	3 711	13 241	8 250	MALAYSIA	25	131	83
LATVIA	1 225	1 249	802	SINGAPORE	4	210	131
POLAND	345	351	220	PHILIPPINES	753	3 278	2 003
CZECH REPUB	138	111	68	CHINA	976	2 693	1 681
SLOVAKIA	25	162	93	SOUTH KOREA	259	1 832	1 140
HUNGARY	4 123	3 208	2 047	JAPAN	1 137	6 002	3 699
ROMANIA	365	303	575	TAIWAN	2 566	7 993	4 967
UKRAINE	17 353	37 282	23 223	HONG KONG	121	272	162
BELARUS	345	1 896	1 171	AUSTRALIA	203	1 594	992
RUSSIA	63 531	100 296	62 581	NEW ZEALAND	71	373	232
KAZAKHSTAN	6 019	2 725	1 756	EXPORTS	675 228	1 121 104	692 931
TURKMENISTAN	173	82	49	FRANCE	18 876	48 828	29 997
CROATIA	728	1 885	1 168	BELGIUM LUX	10 901	6 428	3 928
ALGERIA	10 666	3 877	2 309	NETHERLANDS	44 077	46 990	28 779
LIBYA	498	602	359	ITALY	160 674	88 901	54 968
EGYPT	302	1 877	1 156	UNTD KINGDOM	9 464	13 829	8 523
GHANA	193	301	177	IRELAND	285	933	579
NIGERIA	31 044	8 964	5 583	DENMARK	6 356	9 786	6 017
TANZANIA	678	315	204	GREECE	5 879	4 385	2 637
ZAMBIA	308	620	381	PORTUGAL	68 813	127 488	78 831
SOUTH AFRICA	268	658	422	SPAIN	36 063	25 590	15 795
USA	306	1 983	1 136	EU	361 388	373 158	230 114
MEXICO	323	12 501	7 386	NORWAY	958	5 364	3 362
DOMINIC REP	8	352	580	SWEDEN	1 006	2 416	1 502
TRINIDAD TOB	5 186	3 997	2 555	FINLAND	1 618	1 649	1 021
VENEZUELA	23	1 543	959	SWITZERLAND	8 565	25 094	15 415
FRENCH GUIAN	12 944	6 186	3 866	AUSTRIA	23 792	52 444	32 350
BRAZIL	1 565	3 176	2 022	MALTA	2 719	21 697	13 417
ARGENTINA	2 308	8 200	4 899	TURKEY	2 429	7 567	4 716
SYRIA	494	724	422	ESTONIA	28	87	55
IRAN	52 450	102 818	63 007	LATVIA	176	1 029	633
SAUDI ARABIA	71 630	83 057	51 066	LITHUANIA	207	643	399
ARAB EMIRAT	29 651	52 684	32 366	POLAND	40 941	71 518	44 263
PAKISTAN	36 724	25 678	15 474	CZECH REPUB	25 844	64 386	39 826
INDIA	182	191	112	SLOVAKIA	5 996	13 791	8 609
SRI LANKA	561	365	235	HUNGARY	30 607	142 374	88 182
THAILAND	9 997	50 581	31 581	ROMANIA	3 354	12 112	7 545
INDONESIA	14 807	26 879	16 818	BULGARIA	2 614	1 909	1 213
MALAYSIA	4 190	13 944	8 893	UKRAINE	485	1 959	1 215
BRUNEI	126	2 184	1 117	BELARUS	55	154	97
SINGAPORE	374	2 119	1 251	MOLDOVA	1 810	4 414	2 692
CHINA	24 965	79 718	50 297	RUSSIA	3 615	14 391	8 719
SOUTH KOREA	1 371	7 361	4 702	SLOVENIA	4 930	21 202	13 119
JAPAN	797	2 471	1 519	CROATIA	10 750	47 173	29 313
TAIWAN	2 597	8 809	5 215	MACEDONIA	27	223	135
611 LEATHER				MOROCCO	993	2 587	1 631
IMPORTS	437 929	1 249 450	771 800	TUNISIA	6 941	25 340	15 723
FRANCE	15 406	42 683	26 316	SOUTH AFRICA	3 712	12 339	7 593
BELGIUM LUX	3 728	11 761	7 352	NAMIBIA	44	104	66
NETHERLANDS	13 929	37 744	23 172	USA	26 355	64 287	39 720
ITALY	120 609	556 426	343 570	CANADA	1 065	1 952	1 209
UNTD KINGDOM	4 832	18 155	11 189	MEXICO	313	760	472
IRELAND	126	512	315	NICARAGUA	34	97	62
DENMARK	3 234	4 364	2 694	BRAZIL	4 122	3 834	2 371
GREECE	1 765	4 610	2 853	CHILE	341	158	101
PORTUGAL	2 935	13 104	8 144	URUGUAY	347	448	285
SPAIN	6 406	29 996	18 569	ARGENTINA	737	267	159
EU	172 970	719 355	444 174	LEBANON	47	175	106
NORWAY	1 474	4 069	2 512	IRAN	42	54	33
SWEDEN	925	5 898	3 658	ISRAEL	1 466	2 704	1 651
FINLAND	2 998	2 124	1 286	KUWAIT	29	158	104
SWITZERLAND	5 137	13 038	8 019	ARAB EMIRAT	10	62	38
AUSTRIA	30 368	119 586	74 026	PAKISTAN	29	133	79
TURKEY	404	853	523	INDIA	4 325	10 573	6 543
ESTONIA	569	139	83	SRI LANKA	30	287	182
LITHUANIA	8 250	3 454	2 179	THAILAND	4 060	11 247	6 910
POLAND	37 110	51 014	31 623	VIETNAM	49	591	373
CZECH REPUB	6 414	7 209	4 507	INDONESIA	1 672	3 702	2 294
SLOVAKIA	16 957	9 137	5 711	MALAYSIA	1 102	3 533	2 165
HUNGARY	24 169	26 267	16 206	SINGAPORE	6 623	29 461	18 305
ROMANIA	26	103	65	PHILIPPINES	1 471	1 430	905
BULGARIA	3 642	1 447	903	MONGOLIA	150	335	218
BELARUS	19 130	8 963	5 494	CHINA	420	1 423	866
				SOUTH KOREA	12 755	7 837	4 821
				JAPAN	24 088	17 183	10 887
				TAIWAN	17 525	12 165	7 552
				HONG KONG	17 286	17 242	10 632

6 IMPORTS AND EXPORTS (SPECIAL TRADE) BY GROUPS OF THE SITC-REV. III AND BY COUNTRIES OF PRODUCTION AND CONSUMPTION 1994

GROUP COUNTRY	DT = 100 KG	1 000 DM	1 000 \$	GROUP COUNTRY	DT = 100 KG	1 000 DM	1 000 \$
AUSTRALIA	1 631	1 156	721	TAIWAN	14	192	115
NEW ZEALAND	75	54	31	HONG KONG	161	1 096	684
UNID COUNTR	212	316	185	AUSTRALIA	54	505	311
612 MANUFACT. LEATHER ETC. NES				NEW ZEALAND	14	141	89
				UNID COUNTR	50	291	179
IMPORTS	45 599	115 237	71 628	613 FURSKINS, TANNED, DRESSED			
FRANCE	431	1 749	1 079	IMPORTS	25 089	118 041	72 677
BELGIUM LUX	392	901	563	FRANCE	290	4 657	2 887
NETHERLANDS	1 302	2 935	1 796	BELGIUM LUX	1 898	10 717	6 614
ITALY	2 213	9 168	5 687	NETHERLANDS	82	465	285
UNTD KINGDOM	779	3 328	2 062	ITALY	1 226	10 833	6 635
IRELAND	278	1 430	882	UNTD KINGDOM	708	5 233	3 195
DENMARK	182	8 564	344	DENMARK	25	1 296	782
PORTUGAL	740	3 611	5 207	GREECE	465	12 926	7 905
SPAIN	521	3 138	1 957	PORTUGAL	148	1 714	1 055
EU	6 842	31 839	19 587	SPAIN	937	10 070	6 255
SWEDEN	1 276	4 181	2 574	EU	5 781	57 919	35 628
SWITZERLAND	297	2 819	1 752	ICELAND	54	261	161
AUSTRIA	1 165	8 849	5 580	NORWAY	28	252	150
MALTA	138	853	526	FINLAND	172	5 439	3 329
TURKEY	107	132	85	SWITZERLAND	175	882	550
LATVIA	64	282	176	AUSTRIA	1 110	2 947	1 810
POLAND	1 114	2 739	1 717	TURKEY	565	915	580
CZECH REPUB	1 765	5 110	3 209	ESTONIA	2	61	35
HUNGARY	317	956	590	LATVIA	88	168	107
ROMANIA	557	1 415	882	POLAND	6 494	4 997	3 101
BULGARIA	73	60	39	CZECH REPUB	300	1 260	786
SLOVENIA	999	5 906	3 808	SLOVAKIA	44	155	96
MOROCCO	44	204	126	HUNGARY	108	1 521	926
TUNISIA	127	467	280	UKRAINE	92	1 442	896
SOUTH AFRICA	115	333	210	RUSSIA	90	1 466	884
USA	3 180	12 201	7 563	SLOVENIA	55	205	125
CANADA	38	189	120	MACEDONIA	540	1 344	827
MEXICO	590	1 120	694	TUNISIA	24	375	239
PERU	11	60	37	SOUTH AFRICA	357	436	272
BRAZIL	65	319	197	NAMIBIA	8	91	55
PARAGUAY	56	202	125	USA	583	1 755	1 054
ARGENTINA	170	806	503	CANADA	107	1 330	826
PAKISTAN	148	317	195	BRAZIL	2 002	5 037	3 148
INDIA	6 069	15 512	9 633	URUGUAY	2 048	4 333	2 708
THAILAND	13 754	7 069	4 398	ARGENTINA	810	6 975	4 314
INDONESIA	10	62	38	ISRAEL	6	185	114
CHINA	2 932	3 204	2 008	CHINA	713	8 718	5 283
SOUTH KOREA	322	812	510	NORTH KOREA	91	408	254
JAPAN	104	549	333	SOUTH KOREA	1 109	818	509
TAIWAN	2 632	4 544	2 800	JAPAN	10	275	175
HONG KONG	91	408	255	HONG KONG	55	1 372	817
MACAO	157	322	206	AUSTRALIA	614	1 482	915
AUSTRALIA	171	1 058	661	NEW ZEALAND	773	3 029	1 888
EXPORTS	22 335	96 637	59 836	EXPORTS	18 571	220 659	136 433
FRANCE	1 776	7 901	4 900	FRANCE	180	2 549	1 557
BELGIUM LUX	992	4 770	2 960	BELGIUM LUX	2 500	3 471	2 150
NETHERLANDS	2 555	8 569	5 296	NETHERLANDS	441	16 081	9 910
ITALY	853	5 372	3 285	ITALY	347	4 750	2 928
UNTD KINGDOM	1 085	3 555	2 195	UNTD KINGDOM	383	3 334	2 031
IRELAND	19	122	74	DENMARK	69	1 082	689
DENMARK	618	2 834	1 751	GREECE	3 506	105 434	65 069
GREECE	118	566	352	PORTUGAL	734	3 187	1 996
PORTUGAL	186	835	519	SPAIN	121	3 771	2 306
SPAIN	671	2 307	1 428	EU	8 281	143 662	88 619
EU	8 873	36 831	22 760	CANARY IS	4	265	172
ICELAND	162	571	361	NORWAY	6	167	104
NORWAY	217	1 149	712	SWEDEN	6	141	88
SWEDEN	618	2 635	1 625	FINLAND	28	359	216
FINLAND	376	1 208	748	SWITZERLAND	195	5 379	3 371
SWITZERLAND	1 764	10 940	6 760	AUSTRIA	663	7 912	4 888
AUSTRIA	1 879	8 800	5 440	MALTA	54	2 109	1 309
MALTA	11	80	49	TURKEY	202	6 118	3 787
TURKEY	60	445	271	ESTONIA	11	67	43
POLAND	1 579	2 848	1 785	LITHUANIA	17	568	370
CZECH REPUB	623	2 118	1 307	POLAND	1 192	5 898	3 503
SLOVAKIA	33	201	122	CZECH REPUB	1 739	7 943	4 930
HUNGARY	204	991	608	SLOVAKIA	451	1 407	862
UKRAINE	8	59	35	HUNGARY	1 373	8 313	5 217
RUSSIA	51	250	159	ROMANIA	84	660	405
SLOVENIA	77	358	220	BULGARIA	26	1 402	852
CROATIA	64	346	218	UKRAINE	75	1 477	924
MACEDONIA	4	58	33	BELARUS	97	276	163
MOROCCO	14	163	100	RUSSIA	1 127	4 476	2 791
EGYPT	46	255	154	SLOVENIA	162	2 182	1 363
NIGERIA	5	83	50	CROATIA	507	5 134	3 216
SOUTH AFRICA	29	532	336	MOROCCO	14	205	129
SWAZILAND	2	63	40	TUNISIA	39	861	536
USA	4 197	15 440	9 625	SOUTH AFRICA	1	56	37
CANADA	324	1 308	814	NAMIBIA	3	169	107
MEXICO	37	233	139	USA	205	1 812	1 105
COLOMBIA	6	47	30	CANADA	50	491	303
BRAZIL	6	60	37	BRAZIL	57	244	147
ARGENTINA	54	198	123	URUGUAY	9	434	258
CYPRUS	4	85	56	ISRAEL	2	64	40
LEBANON	7	60	37	INDIA	109	424	260
ISRAEL	55	341	213	VIETNAM	11	53	33
JORDAN	4	56	33	MALAYSIA	199	4 818	2 986
SAUDI ARABIA	18	167	99	CHINA	1 024	547	342
ARAB EMIRAT	23	216	130	SOUTH KOREA	350	450	277
THAILAND	6	64	38	JAPAN	12	498	307
INDONESIA	12	138	86	HONG KONG	145	3 205	1 988
MALAYSIA	7	67	55	NEW ZEALAND	35	338	216
SINGAPORE	129	1 975	1 248	NEW CALEDON	2	78	50
PHILIPPINES	16	80	46	UNID COUNTR	2	53	30
SOUTH KOREA	14	143	90				
JAPAN	243	1 681	1 039				

6 IMPORTS AND EXPORTS (SPECIAL TRADE) BY GROUPS OF THE SITC-REV. III AND BY COUNTRIES OF PRODUCTION AND CONSUMPTION 1994

GROUP COUNTRY	DT = 100 KG	1 000 DM	1 000 \$	GROUP COUNTRY	DT = 100 KG	1 000 DM	1 000 \$			
621 MATERIALS OF RUBBER				REUNION				36	56	32
IMPORTS	1 640 666	969 658	599 646	MAURITIUS				24	56	36
FRANCE	251 598	150 383	92 684	ZAMBIA				27	47	31
BELGIUM LUX	282 951	136 794	84 553	ZIMBABWE	113	125	75			
NETHERLANDS	54 400	36 131	22 364	SOUTH AFRICA	12 798	13 348	8 268			
ITALY	250 577	168 509	104 225	NAMIBIA	130	148	93			
UNTD KINGDOM	66 554	56 029	34 666	USA	81 660	59 245	36 776			
IRELAND	28 797	25 622	15 867	CANADA	2 197	3 165	1 956			
DENMARK	10 347	6 396	3 321	MEXICO	11 429	41 949	25 991			
PORTUGAL	1 286	898	568	GUATEMALA				38	72	42
SPAIN	49 930	42 843	26 420	EL SALVADOR				32	55	35
EU	996 455	623 629	385 281	CUBA				21	98	62
NORWAY	1 052	971	607	TRINIDAD TOB				22	89	52
SWEDEN	67 634	32 420	20 051	COLOMBIA				287	400	247
FINLAND	354	515	316	VENEZUELA				234	406	246
SWITZERLAND	57 331	31 838	19 676	SURINAME				20	57	38
AUSTRIA	218 060	98 116	61 018	ECUADOR				170	213	133
TURKEY	13 914	10 006	6 244	PERU				276	464	284
POLAND	44 665	11 505	7 135	BRAZIL	1 634	6 293	3 866			
CZECH REPUB	22 247	8 723	5 500	CHILE	808	1 127	690			
SLOVAKIA	31 290	7 979	4 963	BOLIVIA	53	118	73			
HUNGARY	6 849	1 977	1 226	URUGUAY	22	86	51			
ROMANIA	900	166	104	ARGENTINA	908	1 294	795			
UKRAINE	9 757	547	342	CYPRUS	209	311	192			
BELARUS	2 133	376	229	LEBANON	327	724	443			
RUSSIA	12 135	1 164	726	SYRIA	2 273	1 190	753			
KAZAKHSTAN	1 111	161	96	IRAN	854	1 521	943			
SLOVENIA	15 626	6 728	4 188	ISRAEL	13 071	7 966	4 911			
CROATIA	328	256	162	JORDAN	1 259	1 370	853			
SOUTH AFRICA	27	52	34	SAUDI ARABIA	2 642	3 809	2 344			
USA	65 581	69 350	42 716	KUWAIT	550	694	429			
CANADA	1 014	1 194	747	BAHRAIN	448	689	419			
MEXICO	40	161	98	QATAR	250	281	170			
BRAZIL	1 079	730	442	ARAB EMIRAT	3 132	3 777	2 324			
ISRAEL	4 477	3 621	2 213	OMAN	418	481	294			
INDIA	793	430	263	AFGHANISTAN	150	227	150			
SRI LANKA	8 533	1 356	839	PAKISTAN	1 557	1 784	1 062			
THAILAND	772	393	243	INDIA	1 646	2 275	1 408			
INDONESIA	9 961	2 428	1 500	SRI LANKA	197	214	127			
MALAYSIA	24 546	10 377	6 436	MYANMAR	4	56	33			
CHINA	9 663	1 796	1 113	THAILAND	2 887	3 854	2 380			
SOUTH KOREA	1 049	907	558	VIETNAM	64	293	182			
JAPAN	9 715	37 723	23 305	INDONESIA	1 525	2 270	1 405			
TAIWAN	1 045	1 626	1 010	MALAYSIA	1 779	1 872	1 166			
HONG KONG	91	115	70	SINGAPORE	11 144	9 324	5 794			
AUSTRALIA	37	136	82	PHILIPPINES	149	367	222			
NEW ZEALAND	64	83	51	CHINA	686	1 860	1 152			
EXPORTS	1 791 141	1 358 992	842 402	NORTH KOREA	13	68	39			
FRANCE	337 394	200 249	124 387	SOUTH KOREA	2 202	3 363	2 058			
BELGIUM LUX	116 713	97 447	60 193	JAPAN	7 150	8 856	5 465			
NETHERLANDS	239 693	132 503	81 630	TAIWAN	5 459	4 716	2 899			
ITALY	69 541	71 712	44 164	HONG KONG	3 841	4 604	2 862			
UNTD KINGDOM	110 430	102 547	63 570	AUSTRALIA	10 200	8 305	5 122			
IRELAND	52 904	20 982	12 981	NEW ZEALAND	1 092	819	496			
DENMARK	29 933	26 350	16 386	NEW CALEDON	135	107	70			
GREECE	6 637	6 016	3 730	SHIPS SUPPL	52	74	49			
PORTUGAL	7 330	7 629	4 730	UNID COUNTR	697	661	396			
SPAIN	80 163	90 010	56 034	625 RUBBER TYRES, TUBES, ETC.						
EU	1 050 738	755 445	467 805	IMPORTS	5 515 156	3 518 384	2 182 054			
CANARY IS	545	252	148	FRANCE	1 396 646	1 038 656	644 643			
ICELAND	1 954	1 067	653	BELGIUM LUX	430 964	262 910	163 715			
NORWAY	15 537	13 056	8 121	NETHERLANDS	381 787	240 358	149 016			
SWEDEN	34 042	47 473	29 548	ITALY	424 173	282 403	175 112			
FINLAND	20 853	12 659	7 843	UNTD KINGDOM	479 538	298 067	184 273			
SWITZERLAND	108 099	68 308	42 487	IRELAND	73 284	60 054	37 364			
AUSTRIA	204 531	132 265	82 177	DENMARK	30 572	8 745	5 427			
MALTA	272	258	156	GREECE	18 904	11 140	6 895			
TURKEY	4 358	5 352	3 314	PORTUGAL	8 970	6 426	3 938			
ESTONIA	545	474	295	SPAIN	358 918	247 736	153 323			
LATVIA	58	76	43	EU	3 603 756	2 456 495	1 523 706			
LITHUANIA	212	312	192	SWEDEN	26 626	18 862	11 645			
POLAND	31 714	19 373	12 087	FINLAND	17 700	11 165	6 866			
CZECH REPUB	52 273	41 837	25 960	SWITZERLAND	65 972	13 877	8 654			
SLOVAKIA	4 650	4 517	2 832	AUSTRIA	240 652	146 230	91 140			
HUNGARY	14 538	13 024	8 167	MALTA	273	257	161			
ROMANIA	2 060	1 535	962	TURKEY	56 791	30 648	19 213			
BULGARIA	501	775	475	POLAND	96 014	29 673	18 438			
UKRAINE	286	227	147	CZECH REPUB	102 408	43 562	27 224			
BELARUS	1 317	300	179	SLOVAKIA	26 546	5 857	3 633			
RUSSIA	21 396	8 939	5 605	HUNGARY	54 820	20 327	13 024			
GEORGIA	39	123	71	ROMANIA	13 857	4 072	2 506			
KAZAKHSTAN	278	277	176	BULGARIA	5 714	679	416			
TURKMENISTAN	148	514	332	UKRAINE	15 300	1 704	1 044			
UZBEKISTAN	7	55	35	BELARUS	33 386	4 422	2 745			
SLOVENIA	8 859	6 490	4 076	RUSSIA	14 137	2 913	1 792			
CROATIA	9 730	4 935	3 056	SLOVENIA	55 561	37 009	22 795			
SERB MONTNEG	2	55	36	CROATIA	568	246	146			
MACEDONIA	1 874	777	475	MOROCCO	480	286	179			
MOROCCO	1 403	1 931	1 197	SOUTH AFRICA	664	631	384			
ALGERIA	457	1 494	935	USA	127 875	86 025	53 095			
TUNISIA	1 883	1 006	606	CANADA	1 234	800	491			
LIBYA	359	1 040	645	PANAMA	278	458	275			
EGYPT	1 360	1 946	1 196	BRAZIL	12 418	8 822	5 482			
MAURITANIA	250	314	192	URUGUAY	672	406	246			
SENEGAL	162	77	47	ARGENTINA	172	121	72			
IVORY COAST	274	190	115	CYPRUS	488	110	68			
GHANA	620	257	159	ISRAEL	35 946	20 124	12 436			
NIGERIA	1 028	815	498	JORDAN	601	395	247			
GABON	58	92	58	KUWAIT	952	1 152	739			
ETHIOPIA	49	174	108	ARAB EMIRAT	1 860	1 175	727			
KENYA	134	211	125	PAKISTAN	80	56	36			
UGANDA	145	97	59	INDIA	5 093	1 583	991			
				SRI LANKA	27 885	10 537	6 553			

6 IMPORTS AND EXPORTS (SPECIAL TRADE) BY GROUPS OF THE SITC-REV. III AND BY COUNTRIES OF PRODUCTION AND CONSUMPTION 1994

GROUP COUNTRY	DT = 100 KG	1 000 DM	1 000 \$	GROUP COUNTRY	DT = 100 KG	1 000 DM	1 000 \$
THAILAND	49 319	23 130	14 262	GUADELOUPE	2 171	1 421	875
VIETNAM	2 155	599	368	MARTINIQUE	3 774	2 469	1 508
INDONESIA	22 306	9 950	6 220	BARBADOS	309	137	85
MALAYSIA	11 047	3 913	2 424	COLOMBIA	1 338	781	481
SINGAPORE	14 642	11 468	6 994	VENEZUELA	468	326	196
PHILIPPINES	916	447	286	GUYANA	381	256	160
CHINA	32 255	15 155	9 398	PERU	547	351	204
SOUTH KOREA	205 555	112 599	69 948	BRAZIL	60 793	7 342	4 576
JAPAN	484 602	352 172	217 952	CHILE	1 671	474	300
TAIWAN	41 063	25 174	15 491	BOLIVIA	1 143	140	86
HONG KONG	93	50	32	PARAGUAY	4 279	415	253
AUSTRALIA	3 352	2 014	1 247	URUGUAY	335	265	166
NEW ZEALAND	56	112	71	ARGENTINA	2 896	1 158	712
UNID COUNTR	52	122	71	CYPRUS	1 238	1 001	624
EXPORTS	4 247 542	2 855 178	1 767 158	LEBANON	9 758	1 446	885
FRANCE	672 943	437 266	270 379	SYRIA	821	557	344
BELGIUM LUX	510 757	331 648	204 845	IRAN	1 274	849	500
NETHERLANDS	398 696	293 872	181 685	ISRAEL	6 308	4 512	2 776
ITALY	439 842	336 568	207 667	JORDAN	5 430	967	592
UNTD KINGDOM	363 812	261 030	161 711	SAUDI ARABIA	15 392	10 097	6 165
IRELAND	5 630	2 868	1 787	KUWAIT	2 302	1 831	1 125
DENMARK	63 876	47 527	29 632	BAHRAIN	6 263	4 659	2 908
GREECE	42 296	30 282	18 798	QATAR	381	364	229
PORTUGAL	29 054	19 405	12 099	ARAB EMIRAT	10 163	5 771	3 558
SPAIN	210 846	159 400	99 039	OMAN	730	613	383
EU	2 737 752	1 919 866	1 187 642	PAKISTAN	679	499	276
CANARY IS	3 202	1 166	737	INDIA	122	225	143
CEUTA MEL	17 058	1 216	754	THAILAND	1 394	1 423	874
ICELAND	767	309	187	INDONESIA	906	718	460
NORWAY	41 823	27 525	16 972	MALAYSIA	3 404	3 293	2 028
SWEDEN	146 472	97 878	60 191	SINGAPORE	11 102	9 864	6 131
FINLAND	34 508	21 962	13 534	PHILIPPINES	404	309	190
SWITZERLAND	162 553	139 058	86 655	CHINA	3 195	2 612	1 596
AUSTRIA	299 997	220 668	137 088	NORTH KOREA	21	55	35
MALTA	1 486	666	406	SOUTH KOREA	5 594	4 186	2 587
TURKEY	14 898	10 569	6 573	JAPAN	57 587	53 013	32 785
ESTONIA	1 980	950	603	TAIWAN	20 808	16 268	10 080
LATVIA	2 111	1 071	674	HONG KONG	8 034	7 011	4 369
LITHUANIA	5 060	2 330	1 438	AUSTRALIA	16 514	11 696	7 270
POLAND	48 740	24 559	15 351	NEW ZEALAND	2 137	1 692	1 053
CZECH REPUB	26 044	10 744	6 656	NEW CALEDON	343	260	157
SLOVAKIA	15 548	2 773	1 727	FR POLYNESIA	166	133	77
HUNGARY	30 207	14 323	8 892	UNID COUNTR	2 206	367	223
ROMANIA	8 657	1 508	941	629 ARTICLES OF RUBBER, NES			
BULGARIA	4 807	1 437	909	IMPORTS	941 542	1 339 259	829 254
ALBANIA	374	162	100	FRANCE	99 717	183 169	113 601
UKRAINE	3 666	1 241	783	BELGIUM LUX	34 430	43 857	27 089
BELARUS	1 414	650	392	NETHERLANDS	37 800	45 087	27 926
MOLDOVA	1 340	54	32	ITALY	32 787	189 558	117 311
RUSSIA	14 607	7 171	4 425	UNTD KINGDOM	53 142	94 620	58 866
AZERBAIJAN	942	156	100	IRELAND	42 718	84 350	52 036
KAZAKHSTAN	1 776	572	362	DENMARK	4 967	12 155	7 502
TURKMENISTAN	81	95	60	GREECE	8 091	4 018	2 529
UZBEKISTAN	388	170	111	PORTUGAL	2 529	2 666	1 665
KYRGHYZSTAN	622	116	74	SPAIN	42 206	55 263	34 395
SLOVENIA	3 942	2 205	1 377	EU	418 387	714 743	442 920
CROATIA	6 061	3 678	2 305	NORWAY	13 338	10 786	6 695
BOS HERZEGOV	682	220	133	SWEDEN	32 505	42 268	26 130
MACEDONIA	4 167	751	466	FINLAND	4 034	4 282	2 630
MOROCCO	1 090	663	409	SWITZERLAND	14 019	56 422	34 795
ALGERIA	15 116	6 539	4 022	AUSTRIA	77 090	95 035	58 951
TUNISIA	1 639	1 070	665	MALTA	356	3 606	2 249
LIBYA	9 726	7 153	4 398	TURKEY	13 152	11 370	6 969
EGYPT	2 820	1 918	1 179	POLAND	44 204	15 093	9 360
SUDAN	188	153	91	CZECH REPUB	76 499	48 187	29 961
MALI	588	240	148	SLOVAKIA	19 652	7 772	4 904
BURKINA FASO	351	59	30	HUNGARY	21 346	16 436	10 161
NIGER	713	82	51	ROMANIA	925	2 006	1 295
SENEGAL	3 597	733	462	BULGARIA	15 099	4 585	2 818
GUINEA	762	154	98	BELARUS	540	146	94
SIERRA LEONE	185	132	79	RUSSIA	245	187	116
LIBERIA	932	133	82	KAZAKHSTAN	525	136	82
IVORY COAST	1 759	1 098	692	SLOVENIA	19 796	10 046	6 219
GHANA	10 611	3 261	2 020	CROATIA	16 906	9 380	5 782
TOGO	1 024	125	79	MACEDONIA	1 565	738	458
BENIN	9 665	1 023	630	SOUTH AFRICA	73	147	90
NIGERIA	11 890	4 825	2 975	USA	21 315	81 188	50 094
CAMEROON	11 058	2 726	1 665	CANADA	7 721	8 680	5 429
CENT AFR REP	81	75	48	MEXICO	67	227	138
GABON	1 428	324	202	COSTA RICA	659	461	291
CONGO	1 037	537	323	BRAZIL	4 175	21 821	13 332
ZAIRE	1 419	1 014	625	ARGENTINA	33	106	64
BURUNDI	99	95	60	ISRAEL	1 457	1 572	981
ANGOLA	3 100	2 378	1 483	SAUDI ARABIA	27	49	33
ETHIOPIA	565	256	157	ARAB EMIRAT	63	80	53
KENYA	1 007	473	284	INDIA	4 277	2 571	1 584
UGANDA	78	65	41	SRI LANKA	15 947	6 784	4 167
TANZANIA	1 167	792	507	THAILAND	24 338	9 981	6 183
MADAGASCAR	1 129	191	118	INDONESIA	1 181	939	591
REUNION	774	527	326	MALAYSIA	8 017	2 902	1 808
MAURITIUS	95	85	52	SINGAPORE	2 573	2 961	1 837
ZAMBIA	1 486	271	170	PHILIPPINES	71	294	184
MALAWI	119	89	57	CHINA	15 452	6 036	3 784
SOUTH AFRICA	9 725	5 846	3 625	SOUTH KOREA	9 308	5 020	3 070
USA	185 364	113 016	69 791	JAPAN	16 966	109 724	67 908
CANADA	21 671	14 235	8 809	TAIWAN	18 480	22 802	14 075
MEXICO	628	665	404	HONG KONG	349	625	386
GUATEMALA	585	170	109	AUSTRALIA	153	288	174
HONDURAS	463	79	49	NEW ZEALAND	102	455	279
EL SALVADOR	2 066	310	192	UNID COUNTR	110	127	75
PANAMA	1 334	103	65				
CUBA	7 202	1 054	679				
BAHAMAS	71	55	37				
DOMINIC REP	983	203	126				

6 IMPORTS AND EXPORTS (SPECIAL TRADE) BY GROUPS OF THE SITC-REV. III AND BY COUNTRIES OF PRODUCTION AND CONSUMPTION 1994

GROUP COUNTRY	DT = 100 KG	1 000 DM	1 000 \$	GROUP COUNTRY	DT = 100 KG	1 000 DM	1 000 \$
EXPORTS	919 032	1 856 811	1 148 869	PARAGUAY	584	1 001	621
FRANCE	81 302	212 228	131 137	URUGUAY	325	1 039	640
BELGIUM LUX	65 105	132 672	81 875	ARGENTINA	1 582	4 785	2 968
NETHERLANDS	63 168	118 755	73 606	CYPRUS	915	1 228	765
ITALY	37 481	101 218	62 863	LEBANON	491	1 203	748
UNTD KINGDOM	79 141	170 734	105 364	SYRIA	3 577	4 912	2 979
IRELAND	3 251	6 272	3 851	IRAQ	59	219	140
DENMARK	22 461	41 781	25 837	IRAN	2 704	4 045	2 473
GREECE	5 267	12 922	8 012	ISRAEL	4 904	10 487	6 463
PORTUGAL	6 709	17 367	10 767	JORDAN	753	1 898	1 166
SPAIN	48 491	99 382	61 490	SAUDI ARABIA	4 130	9 077	5 599
EU	412 316	913 331	564 702	KUWAIT	516	1 659	1 020
CANARY IS	166	951	575	BAHRAIN	129	650	406
CEUTA MEL	13	48	30	QATAR	341	562	345
ICELAND	658	723	441	ARAB EMIRAT	3 637	6 829	4 230
NORWAY	7 757	18 027	11 148	OMAN	133	625	387
SWEDEN	34 124	63 452	39 419	YEMEN	99	259	153
FINLAND	6 654	15 464	9 552	PAKISTAN	3 091	1 945	1 198
SWITZERLAND	39 538	69 714	43 124	INDIA	2 055	4 521	2 828
AUSTRIA	59 281	117 649	72 864	BANGLADESH	62	124	80
FAEROE IS	235	262	166	SRI LANKA	40	238	150
MALTA	192	910	564	MYANMAR	27	195	124
TURKEY	6 395	15 593	9 585	THAILAND	4 774	10 454	6 420
ESTONIA	61	247	152	VIETNAM	16	83	53
LATVIA	241	683	417	INDONESIA	1 595	4 458	2 756
LITHUANIA	298	617	387	MALAYSIA	2 230	6 836	4 222
POLAND	55 228	35 413	22 025	BRUNEI	668	197	123
CZECH REPUB	40 739	54 516	33 696	SINGAPORE	4 683	16 999	10 496
SLOVAKIA	1 978	5 750	3 590	PHILIPPINES	698	2 368	1 485
HUNGARY	11 049	25 536	15 851	CHINA	4 143	8 736	5 500
ROMANIA	26 129	16 634	10 364	NORTH KOREA	6	52	32
BULGARIA	496	1 673	1 037	SOUTH KOREA	6 839	15 043	9 257
ALBANIA	24	160	101	JAPAN	4 926	21 209	13 092
UKRAINE	3 691	4 042	2 482	TAIWAN	4 741	10 583	6 831
BELARUS	218	509	311	HONG KONG	2 302	8 645	5 327
RUSSIA	4 881	9 057	5 629	AUSTRALIA	8 215	18 138	11 209
KAZAKHSTAN	3 434	2 794	1 745	PAPUA NEW G	15	90	56
TURKMENISTAN	151	519	316	NEW ZEALAND	671	2 234	1 387
UZBEKISTAN	938	1 071	669	NEW CALEDON	80	191	116
TADJIKISTAN	36	82	52	FR POLYNESIA	46	106	59
SLOVENIA	1 740	4 767	2 957	SHIPS SUPPL	123	2 486	1 539
CROATIA	1 417	3 308	2 055	UNID COUNTR	628	1 485	903
BOS HERZEGOV	91	48	32	633 CORK MANUFACTURES			
SERB MONTNEG	12	95	58	IMPORTS	228 081	185 325	114 395
MACEDONIA	160	566	350	FRANCE	1 505	1 792	1 106
MOROCCO	5 080	5 334	3 347	BELGIUM LUX	307	4 798	1 182
ALGERIA	799	2 767	1 747	NETHERLANDS	4 917	6 807	2 949
TUNISIA	1 172	2 450	1 513	ITALY	7 305	6 807	4 210
LIBYA	664	1 360	836	UNTD KINGDOM	205	368	224
EGYPT	4 127	7 390	4 562	DENMARK	671	268	168
SUDAN	62	284	178	PORTUGAL	181 377	147 711	91 109
MAURITANIA	379	734	468	SPAIN	23 373	18 434	11 465
MALI	22	114	67	EU	219 672	180 501	111 426
BURKINA FASO	51	158	97	SWEDEN	1 432	1 211	734
SENEGAL	48	90	55	SWITZERLAND	276	212	128
GUINEA	15	51	32	AUSTRIA	2 271	967	605
IVORY COAST	124	506	312	POLAND	138	59	37
GHANA	73	248	152	HUNGARY	12	59	39
TOGO	31	121	72	MOROCCO	2 869	449	277
NIGERIA	214	708	443	TUNISIA	550	105	63
CAMEROON	44	206	127	USA	175	341	210
GABON	36	123	75	PHILIPPINES	40	108	68
CONGO	20	93	49	CHINA	314	354	217
ZAIRE	37	69	42	SOUTH KOREA	186	212	128
BURUNDI	9	63	31	JAPAN	102	663	411
ANGOLA	11	155	97	TAIWAN	39	76	46
ETHIOPIA	186	691	434	EXPORTS	18 358	55 110	33 930
KENYA	184	736	451	FRANCE	2 369	7 705	4 761
UGANDA	7	71	42	BELGIUM LUX	1 038	1 919	1 181
TANZANIA	178	625	371	NETHERLANDS	702	1 229	755
MADAGASCAR	232	288	175	ITALY	550	2 078	1 275
REUNION	362	536	342	UNTD KINGDOM	514	2 166	1 336
MAURITIUS	122	232	147	DENMARK	882	1 259	768
ZAMBIA	37	73	47	GREECE	49	108	60
ZIMBABWE	117	802	493	PORTUGAL	1 127	1 709	1 038
MALAWI	45	267	167	SPAIN	530	1 135	688
SOUTH AFRICA	13 094	31 621	19 524	EU	7 766	19 348	11 884
NAMIBIA	160	580	357	ICELAND	63	48	30
USA	40 717	136 935	84 771	NORWAY	662	1 793	1 092
CANADA	4 329	9 242	5 743	SWEDEN	661	2 138	1 324
MEXICO	29 112	39 978	24 716	FINLAND	130	434	264
GUATEMALA	94	352	215	SWITZERLAND	1 560	4 750	2 931
BELIZE	27	165	102	AUSTRIA	2 258	8 462	5 204
HONDURAS	45	132	80	TURKEY	122	251	155
EL SALVADOR	120	265	161	POLAND	255	488	299
NICARAGUA	18	51	31	CZECH REPUB	113	244	150
COSTA RICA	79	357	227	SLOVAKIA	44	213	139
PANAMA	174	622	383	HUNGARY	542	1 226	764
CUBA	34	198	123	ROMANIA	26	109	66
DOMINIC REP	77	231	143	BULGARIA	66	119	80
GUADELOUPE	111	154	89	UKRAINE	63	105	68
MARTINIQUE	48	236	148	RUSSIA	1 112	344	211
JAMAICA	136	178	104	SLOVENIA	9	50	31
BARBADOS	9	59	34	ZIMBABWE	13	53	34
TRINIDAD TOB	37	240	147	SOUTH AFRICA	296	1 429	904
ARUBA	371	507	321	USA	841	4 693	2 870
NETH ANTILL	11	62	37	CANADA	226	1 082	666
COLOMBIA	988	1 682	1 033	MEXICO	210	1 604	988
VENEZUELA	989	2 465	1 538	BRAZIL	362	1 486	917
ECUADOR	318	959	594	CHILE	255	1 268	788
PERU	851	2 067	1 273	ARGENTINA	61	457	274
BRAZIL	4 071	17 907	11 123				
CHILE	10 393	8 830	5 568				
BOLIVIA	126	263	158				

6 IMPORTS AND EXPORTS (SPECIAL TRADE) BY GROUPS OF THE SITC-REV. III AND BY COUNTRIES OF PRODUCTION AND CONSUMPTION 1994

GROUP COUNTRY	DT = 100 KG	1 000 DM	1 000 \$	GROUP COUNTRY	DT = 100 KG	1 000 DM	1 000 \$
ISRAEL	168	502	306	RUSSIA	37 065	7 058	4 429
SAUDI ARABIA	14	63	38	KAZAKHSTAN	1 825	453	286
SOUTH KOREA	67	277	179	SLOVENIA	56 448	13 055	8 048
JAPAN	49	337	208	CROATIA	13 034	2 081	1 292
AUSTRALIA	132	656	412	MACEDONIA	363	104	61
NEW ZEALAND	86	518	325	MOROCCO	1 013	58	35
UNID COUNTR	15	66	40	ALGERIA	2 426	229	143
				LIBYA	694	121	74
634 VENEERS, PLYWOOD, ETC.				EGYPT	4 713	1 488	920
IMPORTS	22 052 164	2 309 971	1 425 382	NIGERIA	10 556	1 049	644
FRANCE	1 947 806	188 732	116 720	ETHIOPIA	858	321	201
BELGIUM LUX	3 022 787	170 923	105 621	TANZANIA	207	55	35
NETHERLANDS	249 573	31 487	19 539	SOUTH AFRICA	7 790	2 308	1 431
ITALY	646 506	158 942	98 262	NAMIBIA	2 359	218	135
UNTD KINGDOM	34 584	5 001	3 120	USA	54 648	40 093	24 770
IRELAND	17 279	1 571	965	CANADA	10 050	3 285	2 061
DENMARK	69 668	15 231	9 365	MEXICO	10 731	3 206	1 967
GREECE	35 969	7 554	4 704	TRINIDAD TOB	358	61	39
PORTUGAL	20 636	3 818	2 374	ARUBA	13	49	31
SPAIN	96 799	14 468	9 008	COLOMBIA	134	55	35
EU	6 141 607	597 727	369 678	VENEZUELA	333	118	72
NORWAY	59 369	6 873	4 291	BRAZIL	2 676	1 270	792
SWEDEN	302 788	60 968	37 867	ARGENTINA	346	180	114
FINLAND	1 055 305	236 348	146 585	CYPRUS	2 550	620	385
SWITZERLAND	1 550 586	127 351	78 493	LEBANON	2 084	571	349
AUSTRIA	5 428 735	404 415	250 204	SYRIA	1 013	209	134
TURKEY	886	142	89	IRAN	1 930	179	109
ESTONIA	107 191	7 537	4 631	ISRAEL	29 734	6 572	3 992
LATVIA	76 779	10 954	6 871	JORDAN	559	118	74
LITHUANIA	102 160	4 020	2 494	SAUDI ARABIA	22 446	1 889	1 175
POLAND	1 306 713	78 482	48 686	KUWAIT	1 183	283	175
CZECH REPUBL	1 065 915	53 539	33 174	BAHRAIN	1 218	231	143
SLOVAKIA	105 289	11 496	7 104	ARAB EMIRAT	3 812	1 208	746
HUNGARY	226 682	15 066	9 293	OMAN	110	138	87
ROMANIA	53 682	6 315	3 865	PAKISTAN	122	77	47
BULGARIA	17 955	2 136	1 330	INDIA	932	383	242
UKRAINE	11 488	1 578	971	SRI LANKA	427	81	49
BELARUS	180 289	8 315	5 151	THAILAND	3 354	1 239	760
RUSSIA	376 266	34 413	20 885	VIETNAM	1 692	176	110
SLOVENIA	255 643	23 410	14 563	INDONESIA	8 517	1 158	736
CROATIA	24 203	5 343	3 281	MALAYSIA	1 350	508	314
MACEDONIA	1 240	172	103	SINGAPORE	21 796	2 650	1 660
MOROCCO	1 257	357	227	PHILIPPINES	5 133	809	504
IVORY COAST	150 583	21 381	13 273	CHINA	16 958	1 798	1 117
GHANA	58 831	10 974	6 814	SOUTH KOREA	15 626	2 633	1 634
NIGERIA	1 182	241	149	JAPAN	100 031	10 354	6 466
CAMEROON	9 932	2 073	1 286	TAIWAN	191 709	16 389	10 071
CONGO	49 013	13 072	8 094	HONG KONG	44 815	4 658	2 862
ZAIRE	12 185	2 944	1 822	AUSTRALIA	7 025	4 561	2 861
ZIMBABWE	4 449	618	383	NEW ZEALAND	1 588	606	380
SOUTH AFRICA	18 580	1 401	873	NEW CALEDON	399	122	79
USA	1 309 162	291 817	178 256	UNID COUNTR	3 239	449	270
CANADA	383 481	57 461	34 423	635 WOOD MANUFACTURES, NES			
ECUADOR	973	1 175	729	IMPORTS	15 766 450	3 063 714	1 899 911
BRAZIL	623 751	59 814	37 335	FRANCE	355 949	91 172	56 475
CHILE	37 831	2 791	1 724	BELGIUM LUX	203 025	71 495	44 435
ARGENTINA	36 329	1 802	1 130	NETHERLANDS	702 055	128 843	80 270
ISRAEL	602	170	101	ITALY	166 473	111 847	69 268
ARAB EMIRAT	917	54	35	UNTD KINGDOM	28 502	8 090	4 993
INDIA	650	348	212	IRELAND	5 186	3 963	2 434
THAILAND	939	908	578	DENMARK	663 441	271 167	168 036
VIETNAM	339	156	97	GREECE	5 521	673	416
INDONESIA	806 038	126 197	77 386	PORTUGAL	39 185	14 234	8 820
MALAYSIA	23 375	5 421	3 315	SPAIN	33 336	15 189	9 411
SINGAPORE	66 368	10 590	6 554	EU	2 202 673	716 673	444 558
CHINA	529	122	75	NORWAY	199 756	93 385	57 872
JAPAN	1 359	589	360	SWEDEN	628 675	278 843	173 554
TAIWAN	1 600	569	344	FINLAND	275 883	122 632	76 065
AUSTRALIA	151	50	31	SWITZERLAND	95 770	61 374	38 004
EXPORTS	12 785 787	1 456 402	902 229	AUSTRIA	961 916	347 717	216 186
FRANCE	2 218 552	169 406	105 262	TURKEY	3 475	2 208	1 372
BELGIUM LUX	1 211 750	126 920	78 317	ESTONIA	36 281	4 656	2 900
NETHERLANDS	2 441 223	222 595	138 012	LATVIA	30 071	3 887	2 404
ITALY	564 198	77 844	48 006	LITHUANIA	47 449	2 235	1 384
UNTD KINGDOM	935 331	104 139	64 481	POLAND	6 401 248	362 007	224 275
IRELAND	36 879	7 650	4 731	CZECH REPUBL	2 036 804	144 349	89 570
DENMARK	1 189 184	106 948	66 369	SLOVAKIA	168 342	28 014	17 473
GREECE	114 768	20 379	12 659	HUNGARY	185 150	44 291	27 663
PORTUGAL	15 462	4 914	3 015	ROMANIA	59 462	10 113	6 296
SPAIN	86 548	21 962	13 681	BULGARIA	5 294	961	591
EU	8 813 895	862 757	534 533	UKRAINE	1 305	95	59
CANARY IS	99	94	60	BELARUS	130 826	4 758	2 933
ICELAND	11 810	2 583	1 596	RUSSIA	45 721	4 651	2 859
NORWAY	88 803	18 922	11 737	SLOVENIA	362 124	166 862	103 541
SWEDEN	331 407	49 016	30 485	CROATIA	46 738	17 946	11 131
FINLAND	75 773	12 535	7 765	MACEDONIA	1 110	262	164
SWITZERLAND	859 457	109 024	67 515	MOROCCO	1 745	747	454
AUSTRIA	1 196 007	159 913	98 890	IVORY COAST	1 226	230	144
MALTA	2 944	653	403	GHANA	1 932	446	282
SAN MARINO	5 121	377	236	TOGO	25	73	46
TURKEY	15 464	3 718	2 251	ZAIRE	258	54	33
ESTONIA	2 021	331	206	KENYA	299	467	293
LATVIA	12 312	980	616	TANZANIA	266	268	157
LITHUANIA	20 299	2 991	1 864	MAURITIUS	5	84	53
POLAND	244 474	29 616	18 374	SOUTH AFRICA	13 443	3 205	2 010
CZECH REPUBL	243 367	30 964	19 175	NAMIBIA	403	106	70
SLOVAKIA	33 416	9 520	5 923	USA	256 346	117 495	72 323
HUNGARY	87 364	15 355	9 611	CANADA	57 684	17 562	10 858
ROMANIA	16 439	5 973	3 679	MEXICO	1 673	761	471
BULGARIA	4 154	809	495	HONDURAS	845	189	116
UKRAINE	3 041	706	442	COSTA RICA	543	438	278
BELARUS	6 133	1 620	1 007	ECUADOR	325	722	446
				PERU	25	47	30

6 IMPORTS AND EXPORTS (SPECIAL TRADE) BY GROUPS OF THE SITC-REV. III AND BY COUNTRIES OF PRODUCTION AND CONSUMPTION 1994

GROUP COUNTRY	DT = 100 KG	1 000 DM	1 000 \$	GROUP COUNTRY	DT = 100 KG	1 000 DM	1 000 \$
RUSSIA	131 006	68 988	42 926	AUST OCEANIA	2 155	280	170
AZERBAIJAN	126	91	55	NEW ZEALAND	200 819	38 942	24 271
KAZAKHSTAN	2 879	2 162	1 344	NEW CALEDON	3 004	635	396
TURKMENISTAN	676	117	74	FIJI	1 270	305	188
UZBEKISTAN	6 167	6 892	4 214	WEST SAMOA	205	63	38
KYRGHYZSTAN	199	110	69	FR POLYNESIA	333	133	82
SLOVENIA	135 970	28 056	17 436	UNID COUNTR	3 808	1 176	708
CROATIA	96 520	19 123	11 900				
BOS HERZEGOV	690	152	95				
SERB MONTNEG	769	362	226	642 PAPER,PAPERBOARD,CUT ETC			
MACEDONIA	50 647	9 333	5 800	IMPORTS	9 912 777	2 694 827	1 669 993
MOROCCO	32 279	8 052	5 008	FRANCE	1 338 929	420 884	260 627
ALGERIA	36 720	10 370	6 460	BELGIUM LUX	472 354	169 670	105 601
TUNISIA	24 224	5 566	3 481	NETHERLANDS	1 027 078	273 094	169 577
LIBYA	502	349	217	ITALY	1 239 901	327 035	202 948
EGYPT	147 493	21 776	13 549	UNT D KINGDOM	261 744	106 849	65 952
SUDAN	3 137	1 186	722	IRELAND	4 343	2 703	1 684
MAURITANIA	446	146	91	DENMARK	443 390	112 263	69 420
MALI	743	148	94	GREECE	904	657	393
SENEGAL	1 186	161	102	PORTUGAL	14 266	5 476	3 313
GUINEA	2 603	171	111	SPAIN	56 447	25 423	16 089
SIERRA LEONE	1 201	555	357	EU	4 859 356	1 444 054	895 604
IVORY COAST	12 445	1 315	819	NORWAY	34 392	12 383	7 644
GHANA	18 190	1 570	980	SWEDEN	858 379	149 904	92 568
TOGO	620	105	66	FINLAND	729 960	96 448	59 645
BENIN	394	49	30	SWITZERLAND	469 780	147 962	91 739
NIGERIA	90 209	15 902	9 830	AUSTRIA	1 729 141	440 860	273 181
CAMEROON	3 347	1 055	660	TURKEY	2 866	1 651	1 015
GABON	297	223	136	LATVIA	171	108	66
ZAIRE	5 940	10 687	6 670	LITHUANIA	23 703	3 464	2 148
BURUNDI	319	60	38	POLAND	371 221	39 768	24 620
ANGOLA	70	46	30	CZECH REPUBL	118 078	31 755	19 820
ETHIOPIA	20 961	2 082	1 268	SLOVAKIA	23 200	5 314	3 232
KENYA	20 734	2 287	1 438	HUNGARY	69 374	24 629	15 110
UGANDA	7 339	558	340	ROMANIA	681	192	117
TANZANIA	5 118	717	448	UKRAINE	651	493	302
MADAGASCAR	3 092	350	224	RUSSIA	177	102	61
REUNION	7 654	1 538	959	SLOVENIA	201 754	38 328	23 629
MAURITIUS	4 316	850	536	CRDATIA	22 701	4 267	2 678
ZAMBIA	159	151	91	MACEDONIA	107	103	64
ZIMBABWE	6 006	4 513	2 833	TUNISIA	8 259	5 943	3 682
MALAWI	69	107	66	SOUTH AFRICA	79	71	43
SOUTH AFRICA	470 096	115 182	71 454	USA	108 588	80 056	49 482
NAMIBIA	132	150	92	CANADA	29 104	12 787	7 832
USA	2 436 639	422 239	261 941	MEXICO	5 174	3 766	2 328
CANADA	169 635	39 677	24 480	EL SALVADOR	72	87	52
MEXICO	215 179	41 927	26 166	CAYMAN IS	1 505	188	114
BERMUDA	2 131	383	242	BRAZIL	57 179	7 444	4 601
GUATEMALA	4 507	1 668	1 052	CYPRUS	767	315	191
EL SALVADOR	1 072	358	221	ISRAEL	2 019	1 521	953
COSTA RICA	4 980	741	465	INDIA	878	1 093	676
PANAMA	1 603	523	325	SRI LANKA	107	145	87
CUBA	1 593	261	166	NEPAL	107	157	93
DOMINIC REP	1 222	438	269	THAILAND	3 163	2 595	1 596
GUADELOUPE	457	135	82	VIETNAM	145	129	81
MARTINIQUE	3 822	586	363	INDONESIA	5 464	1 873	1 164
JAMAICA	3 563	778	488	MALAYSIA	9 213	4 246	2 643
BARBADOS	1 336	247	154	SINGAPORE	772	879	546
TRINIDAD TOB	3 009	817	523	PHILIPPINES	6 950	11 794	7 267
NETH ANTILL	2 806	541	338	CHINA	81 150	55 902	34 980
COLOMBIA	31 935	6 687	4 148	SOUTH KOREA	39 335	16 619	10 289
VENEZUELA	10 156	2 415	1 459	JAPAN	11 849	29 102	17 947
ECUADOR	14 529	2 273	1 432	TAIWAN	11 423	12 390	7 685
PERU	41 860	7 413	4 595	HONG KONG	2 950	3 358	2 074
BRAZIL	168 784	28 901	18 286	AUSTRALIA	118	102	63
CHILE	209 956	36 085	22 485	EXPORTS	15 285 778	5 664 020	3 501 594
BOLIVIA	1 483	485	305	FRANCE	2 394 823	981 957	606 600
PARAGUAY	31 480	2 477	1 508	BELGIUM LUX	1 603 639	635 738	392 477
URUGUAY	7 768	1 735	1 092	NETHERLANDS	2 947 019	805 610	498 059
ARGENTINA	137 688	17 062	10 609	ITALY	748 330	256 335	158 059
CYPRUS	31 854	6 611	4 135	UNT D KINGDOM	1 213 379	462 417	286 992
LEBANON	80 043	10 760	6 664	IRELAND	77 293	26 404	16 349
SYRIA	72 573	6 822	4 235	DENMARK	682 984	198 491	122 718
IRAN	217 633	43 673	27 617	GREECE	214 438	103 237	63 712
ISRAEL	367 681	62 295	38 895	PORTUGAL	59 182	22 196	13 743
JORDAN	75 390	7 949	4 923	SPAIN	413 487	133 702	82 574
SAUDI ARABIA	254 894	39 391	24 226	EU	10 354 574	3 626 087	2 241 283
KUWAIT	130 560	16 886	10 519	CANARY IS	18 124	6 111	3 780
BAHRAIN	26 806	3 418	2 120	ICELAND	12 320	6 316	3 903
QATAR	4 061	832	514	NORWAY	61 114	30 310	18 782
ARAB EMIRAT	285 607	34 861	21 723	SWEDEN	305 665	161 915	100 053
OMAN	23 997	2 413	1 475	FINLAND	126 768	62 614	38 712
YEMEN	30 019	1 946	1 192	SWITZERLAND	1 088 093	456 974	282 258
AFGHANISTAN	1 402	121	74	AUSTRIA	1 198 012	446 772	276 426
PAKISTAN	128 087	17 678	11 009	FAEROE IS	23	46	30
INDIA	199 101	24 329	15 308	ANDORRA	3 312	1 578	974
BANGLADESH	53 661	2 681	1 661	GIBRALTAR	497	246	150
SRI LANKA	63 856	4 277	2 663	MALTA	16 347	6 200	3 804
NEPAL	137	61	37	SAN MARINO	60	101	66
BHUTAN	899	640	402	TURKEY	68 088	23 940	14 842
MYANMAR	18 261	1 120	656	ESTONIA	2 487	1 654	1 040
THAILAND	198 338	34 140	21 156	LATVIA	11 372	3 550	2 226
LAOS	40	53	33	LITHUANIA	8 534	3 534	2 187
VIETNAM	7 443	823	515	POLAND	283 219	103 991	63 951
INDONESIA	91 340	18 513	11 472	CZECH REPUBL	246 393	85 063	52 751
MALAYSIA	370 960	42 830	26 673	SLOVAKIA	28 460	9 911	6 132
BRUNEI	3 157	368	221	HUNGARY	148 842	53 870	33 305
SINGAPORE	459 568	44 638	27 680	ROMANIA	32 818	8 053	5 012
PHILIPPINES	103 811	11 009	6 898	BULGARIA	22 077	6 827	4 221
CHINA	458 541	57 899	36 036	ALBANIA	182	110	67
SOUTH KOREA	207 536	36 143	22 419	UKRAINE	13 151	4 274	2 653
JAPAN	121 106	36 005	22 141	BELARUS	3 632	1 525	950
TAIWAN	279 216	36 992	23 010	MOLDOVA	465	188	116
HONG KONG	1 146 104	90 081	55 777				
AUSTRALIA	806 723	154 652	96 294				
PAPUA NEW G	5 418	1 038	647				

6 IMPORTS AND EXPORTS (SPECIAL TRADE) BY GROUPS OF THE SITC-REV. III AND BY COUNTRIES OF PRODUCTION AND CONSUMPTION 1994

GROUP COUNTRY	DT = 100 KG	1 000 DM	1 000 \$	GROUP COUNTRY	DT = 100 KG	1 000 DM	1 000 \$
RUSSIA	81 456	37 817	23 579	UNID COUNTR	5 671	2 251	1 365
GEORGIA	129	75	45	651 TEXTILE YARN			
KAZAKHSTAN	1 943	1 184	727	IMPORTS	4 400 130	3 289 765	2 030 797
SLOVENIA	46 788	21 675	13 435	FRANCE	393 621	329 714	203 657
CRDATIA	44 584	16 488	10 270	BELGIUM LUX	3 621	236 273	146 018
SERB MONTNEG	2 714	1 625	976	NETHERLANDS	531 328	347 828	214 751
MACEDONIA	23 848	7 072	4 386	ITALY	644 914	662 323	408 342
MOROCCO	26 365	5 883	3 621	UNTD KINGDOM	194 306	203 000	125 466
ALGERIA	5 525	1 776	1 115	IRELAND	29 793	28 807	17 876
TUNISIA	18 726	7 252	4 467	DENMARK	58 437	63 423	39 520
LIBYA	8 886	2 681	1 682	GREECE	119 847	84 895	52 368
EGYPT	10 123	4 280	2 612	PORTUGAL	39 981	54 101	33 429
SUDAN	4 160	1 473	913	SPAIN	212 506	112 986	69 973
MAURITANIA	996	138	84	EU	2 691 052	2 123 350	1 311 400
MALI	95	52	31	ICELAND	40	105	65
NIGER	811	169	100	NORWAY	18 690	6 381	4 011
SENEGAL	746	280	169	SWEDEN	13 341	7 944	4 879
GAMBIA	144	60	38	FINLAND	15 291	6 472	3 991
SIERRA LEONE	154	113	71	SWITZERLAND	174 479	221 846	136 363
IVORY COAST	815	360	221	AUSTRIA	216 767	192 893	118 707
GHANA	14 673	3 550	2 211	MALTA	47	184	111
TOGO	307	72	45	TURKEY	134 521	69 041	42 544
BENIN	4 274	721	452	ESTONIA	7 502	2 941	1 834
NIGERIA	3 956	1 591	952	LATVIA	14 645	4 934	3 110
CAMEROON	698	193	118	LITHUANIA	6 033	3 868	2 430
CONGO	790	333	205	POLAND	27 883	28 895	17 889
ZAIRE	973	260	162	CZECH REPUB	59 834	31 623	19 684
BURUNDI	258	100	63	SLOVAKIA	125 552	31 269	19 288
ANGOLA	53	83	51	HUNGARY	27 084	17 038	10 485
ETHIOPIA	1 555	368	232	ROMANIA	19 433	5 298	3 240
KENYA	5 205	1 145	726	BULGARIA	2 451	1 503	930
UGANDA	233	122	79	UKRAINE	5 404	2 218	1 406
TANZANIA	1 065	423	263	BELARUS	14 872	7 285	4 594
SEYCHELLES	70	60	36	MOLDOVA	137	66	42
MADAGASCAR	298	89	56	RUSSIA	18 890	3 659	2 299
REUNION	15 924	9 593	5 937	SLOVENIA	12 521	8 365	5 164
MAURITIUS	1 740	921	580	CROATIA	7 937	13 567	8 356
ZAMBIA	93	111	70	MACEDONIA	2 124	4 396	2 884
ZIMBABWE	600	387	238	MOROCCO	4 979	3 062	1 854
SOUTH AFRICA	19 799	8 654	5 370	EGYPT	117 418	68 546	42 458
NAMIBIA	578	98	62	SUDAN	158	114	73
USA	131 059	75 659	46 591	NIGERIA	282	122	72
CANADA	4 989	5 419	3 368	ZAIRE	167	97	62
MEXICO	8 080	7 351	4 623	KENYA	1 333	645	396
BERMUDA	384	85	53	TANZANIA	2 192	917	576
GUATEMALA	512	374	221	MADAGASCAR	5 607	1 198	746
HONDURAS	177	94	60	ZAMBIA	20 410	10 045	6 250
EL SALVADOR	82	92	55	ZIMBABWE	8 661	5 025	3 177
NICARAGUA	139	155	98	SOUTH AFRICA	5 845	2 463	1 496
COSTA RICA	373	358	218	USA	129 197	103 563	64 342
PANAMA	769	220	137	CANADA	3 880	2 093	1 286
CUBA	48	57	34	MEXICO	9 896	2 133	1 320
DOMINIC REP	380	155	93	EL SALVADOR	1 651	842	518
GUADELOUPE	4 235	1 944	1 191	COLOMBIA	1 740	955	610
MARTINIQUE	5 566	2 344	1 435	ECUADOR	1 922	1 015	649
JAMAICA	121	73	42	PERU	21 240	19 505	12 005
BARBADOS	82	135	80	BRAZIL	23 072	14 443	8 942
NETH ANTILL	461	310	191	ARGENTINA	9 622	6 061	3 705
COLOMBIA	2 047	1 321	828	SYRIA	2 048	969	605
VENEZUELA	631	883	530	IRAN	1 393	681	428
GUYANA	139	79	46	ISRAEL	4 630	5 080	3 115
SURINAME	132	65	40	JORDAN	7 771	3 902	2 444
FRENCH GUIAN	553	316	189	PAKISTAN	34 298	16 604	9 988
ECUADOR	440	285	176	INDIA	92 710	45 592	27 993
PERU	3 599	1 309	802	BANGLADESH	34 342	4 950	3 071
BRAZIL	6 551	5 207	3 235	SRI LANKA	5 964	2 045	1 257
CHILE	35 273	10 985	6 850	THAILAND	32 835	17 376	10 701
BOLIVIA	305	178	106	INDONESIA	75 289	35 827	22 022
PARAGUAY	1 673	780	484	MALAYSIA	19 664	12 196	7 380
URUGUAY	568	436	269	SINGAPORE	6 541	11 954	7 511
ARGENTINA	11 451	5 285	3 282	PHILIPPINES	1 819	857	542
CYPRUS	28 608	10 044	6 273	CHINA	11 470	21 685	13 315
LEBANON	5 795	2 065	1 274	SOUTH KOREA	36 259	22 709	13 945
SYRIA	793	411	253	JAPAN	36 538	43 020	26 553
IRAN	27 022	5 048	3 124	TAIWAN	9 559	5 571	3 410
ISRAEL	83 777	36 111	22 361	HONG KONG	92	312	191
JORDAN	10 659	6 367	3 995	AUSTRALIA	837	219	141
SAUDI ARABIA	37 144	11 474	7 071	NEW ZEALAND	138	95	59
KUWAIT	11 592	4 578	2 861	EXPORTS	5 891 493	4 907 377	3 027 689
BAHRAIN	3 779	1 157	714	FRANCE	990 674	701 625	432 112
QATAR	2 630	1 175	731	BELGIUM LUX	570 398	387 236	238 503
ARAB EMIRAT	48 571	13 130	8 187	NETHERLANDS	480 874	378 772	233 474
OMAN	2 379	1 535	950	ITALY	689 942	712 705	439 789
YEMEN	4 356	2 363	1 440	UNTD KINGDOM	649 203	494 490	305 228
PAKISTAN	1 924	801	496	IRELAND	50 700	27 806	17 113
INDIA	8 602	4 061	2 507	DENMARK	187 178	140 058	86 590
BANGLADESH	345	122	79	GREECE	76 296	66 984	41 307
SRI LANKA	4 751	2 780	1 695	PORTUGAL	112 571	90 679	55 744
THAILAND	23 343	10 926	6 733	SPAIN	229 527	176 184	108 681
VIETNAM	242	109	69	EU	4 036 363	3 176 539	1 958 541
INDONESIA	8 597	2 973	1 850	CEUTA MEL	12	48	30
MALAYSIA	11 487	4 896	3 019	ICELAND	1 221	999	609
SINGAPORE	17 080	6 673	4 121	NORWAY	22 383	24 713	15 353
PHILIPPINES	2 496	917	571	SWEDEN	104 441	87 838	54 361
MONGOLIA	117	51	31	FINLAND	63 565	53 159	32 906
CHINA	15 800	8 121	5 127	SWITZERLAND	131 578	153 357	94 616
SOUTH KOREA	20 145	7 420	4 588	AUSTRIA	272 714	313 158	193 346
JAPAN	16 057	14 053	8 646	ANDORRA	15	86	40
TAIWAN	88 841	64 368	39 710	MALTA	357	1 968	1 203
HONG KONG	79 088	30 417	18 783	TURKEY	104 889	72 033	44 502
AUSTRALIA	63 469	26 797	16 678	ESTONIA	188	810	504
NEW ZEALAND	18 348	5 450	3 400				
NEW CALEDON	987	467	295				
FIJI	289	89	55				
FR POLYNESIA	1 700	964	602				

6 IMPORTS AND EXPORTS (SPECIAL TRADE) BY GROUPS OF THE SITC-REV. III AND BY COUNTRIES OF PRODUCTION AND CONSUMPTION 1994

GROUP COUNTRY	DT = 100 KG	1 000 DM	1 000 \$	GROUP COUNTRY	DT = 100 KG	1 000 DM	1 000 \$
LATVIA	4 264	5 072	3 157	SWITZERLAND	37 911	130 973	81 144
LITHUANIA	3 014	4 953	3 081	AUSTRIA	71 425	198 981	122 850
POLAND	50 264	71 155	43 993	TURKEY	27 333	29 686	18 299
CZECH REPUB.	70 904	68 981	42 553	ESTONIA	13 200	6 347	3 950
SLOVAKIA	9 932	14 815	9 205	LATVIA	2 712	1 221	777
HUNGARY	36 927	46 106	28 421	LITHUANIA	4 050	3 003	1 858
ROMANIA	10 571	21 466	13 323	POLAND	12 420	14 870	9 066
BULGARIA	8 828	11 738	7 321	CZECH REPUB.	65 647	73 357	45 548
ALBANIA	60	518	333	SLOVAKIA	9 863	10 868	6 799
UKRAINE	2 444	5 148	3 210	HUNGARY	2 601	3 879	2 411
BELARUS	1 034	2 585	1 594	ROMANIA	2 696	2 307	1 437
MOLDOVA	119	574	357	BULGARIA	517	453	273
RUSSIA	5 164	10 312	6 352	UKRAINE	2 970	1 113	704
KAZAKHSTAN	15	50	30	RUSSIA	31 042	11 329	6 941
TURKMENISTAN	78	272	178	AZERBAIJAN	9 467	4 384	2 745
KYRGHYZSTAN	1 021	371	221	TURKMENISTAN	206	135	81
SLOVENIA	27 058	38 262	23 597	UZBEKISTAN	4 751	1 618	1 051
CROATIA	9 609	17 812	10 996	SLOVENIA	5 495	8 421	5 219
BOS HERZEGOV	36	132	81	CROATIA	1 779	1 779	1 105
SERB MONTNEG	15	1 272	732	BOS HERZEGOV	447	395	248
MACEDONIA	4 684	6 404	3 939	MACEDONIA	1 571	735	452
MOROCCO	64 323	33 402	20 560	MOROCCO	181	555	327
ALGERIA	19 527	6 217	3 735	TUNISIA	84	197	125
TUNISIA	13 865	20 550	12 667	EGYPT	44 929	28 977	17 751
LIBYA	822	1 071	681	MOZAMBIQUE	1 880	861	523
EGYPT	17 560	7 065	4 383	MADAGASCAR	8 252	5 693	3 517
SENEGAL	240	140	87	MAURITIUS	4 806	5 172	3 186
IVORY COAST	164	180	107	ZIMBABWE	5 444	2 597	1 579
GHANA	96	76	48	SOUTH AFRICA	1 408	2 005	1 231
CONGO	71	127	80	BOTSWANA	2 991	1 490	925
KENYA	22	98	63	SWAZILAND	403	272	168
REUNION	10	54	33	USA	10 005	23 714	14 580
MAURITIUS	87	435	270	MEXICO	1 376	866	518
ZIMBABWE	45	161	95	COLOMBIA	302	303	177
SOUTH AFRICA	43 608	35 597	22 157	PERU	3 886	3 348	2 109
USA	329 089	265 203	163 597	BRAZIL	12 122	8 799	5 422
CANADA	29 970	34 247	20 976	PARAGUAY	2 947	1 885	1 179
MEXICO	2 271	2 416	1 487	ARGENTINA	264	451	286
GUATEMALA	3 399	2 121	1 332	SYRIA	5 510	1 771	1 092
COSTA RICA	76	64	40	IRAN	2 993	1 389	875
DOMINIC REP	1 443	745	483	ISRAEL	335	488	301
GUADELOUPE	40	74	45	ARAB EMIRAT	3 127	1 938	1 209
COLOMBIA	2 186	3 841	2 374	AFGHANISTAN	1 601	637	402
VENEZUELA	333	1 068	653	PAKISTAN	41 908	29 291	17 968
ECUADOR	74	1 217	134	INDIA	65 545	45 822	28 072
PERU	4 336	1 471	917	SRI LANKA	629	602	386
BRAZIL	33 040	24 269	15 152	THAILAND	46 329	49 171	30 010
CHILE	3 144	3 915	2 425	VIETNAM	1 936	1 017	640
BOLIVIA	75	136	85	INDONESIA	23 414	18 659	11 427
PARAGUAY	20	89	56	MALAYSIA	14 838	11 732	7 236
URUGUAY	303	483	303	CHINA	43 906	26 702	16 449
ARGENTINA	3 173	4 106	2 518	NORTH KOREA	14	57	36
CYPRUS	2 577	1 952	1 190	SOUTH KOREA	11 802	18 714	11 511
LEBANON	1 060	1 008	615	JAPAN	1 252	4 472	2 746
SYRIA	44 355	14 307	8 815	TAIWAN	14 952	16 393	9 995
IRAN	15 956	7 914	4 775	HONG KONG	3 209	3 208	1 907
ISRAEL	67 456	49 014	30 161	AUSTRALIA	114	67	41
JORDAN	10 154	2 222	1 385	EXPORTS	1 262 754	2 446 418	1 512 042
SAUDI ARABIA	26 744	10 342	6 404	FRANCE	181 357	218 354	134 717
KUWAIT	12	69	42	BELGIUM LUX	46 352	79 952	49 116
BAHRAIN	28	133	84	NETHERLANDS	111 391	164 005	101 343
ARAB EMIRAT	308	827	511	ITALY	135 232	173 741	107 268
OMAN	430	230	145	UNTD KINGDOM	74 515	139 794	86 158
AFGHANISTAN	3 370	1 018	619	IRELAND	1 092	3 069	1 915
PAKISTAN	6 959	2 512	1 575	DENMARK	16 347	30 598	18 840
INDIA	10 244	5 500	3 400	GREECE	21 514	44 616	27 460
BANGLADESH	8 220	317	197	PORTUGAL	37 516	86 865	53 662
SRI LANKA	2 804	10 669	6 584	SPAIN	17 801	30 341	18 761
MYANMAR	5	148	86	EU	643 117	971 335	599 240
THAILAND	5 123	6 897	4 343	CANARY IS	321	1 854	1 155
VIETNAM	93	611	374	ICELAND	156	508	318
INDONESIA	15 072	9 173	5 752	NORWAY	6 602	9 600	5 956
MALAYSIA	1 142	2 262	1 388	SWEDEN	8 245	15 173	9 325
SINGAPORE	7 253	11 396	7 065	FINLAND	7 012	10 052	6 202
PHILIPPINES	1 713	5 348	3 304	SWITZERLAND	28 743	69 962	43 145
CHINA	2 244	3 531	2 191	AUSTRIA	52 058	134 666	83 121
NORTH KOREA	486	98	60	MALTA	4 697	10 439	6 409
SOUTH KOREA	2 566	6 479	4 002	TURKEY	17 069	37 170	23 026
JAPAN	22 243	22 300	13 814	ESTONIA	604	1 255	782
TAIWAN	11 822	10 228	6 329	LATVIA	1 065	2 948	1 853
HONG KONG	8 333	17 823	11 022	LITHUANIA	2 206	4 798	2 973
MACAO	246	1 777	476	POLAND	136 648	323 072	200 228
AUSTRALIA	55 175	35 718	22 119	CZECH REPUB.	40 884	81 270	50 275
NEW ZEALAND	1 386	2 788	1 733	SLOVAKIA	22 047	39 869	24 628
NEW CALEDON	22	66	41	HUNGARY	34 640	80 033	49 520
FR POLYNESIA	19	70	44	ROMANIA	21 146	62 838	39 049
UNID COUNTR	311	580	347	BULGARIA	6 905	21 851	13 559
652 COTTON FABRICS, WOVEN				ALBANIA	231	1 007	637
IMPORTS	1 110 601	1 677 737	1 036 992	UKRAINE	3 864	8 744	5 385
FRANCE	112 433	207 632	128 798	BELARUS	1 153	2 225	1 357
BELGIUM LUX	52 540	89 865	55 211	MOLDOVA	89	343	214
NETHERLANDS	45 279	74 577	46 230	RUSSIA	5 258	11 818	7 231
ITALY	147 422	369 787	229 241	UZBEKISTAN	103	149	88
UNTD KINGDOM	20 991	35 832	22 301	SLOVENIA	20 311	64 596	39 903
IRELAND	6 896	6 775	4 219	CROATIA	14 785	44 664	27 647
DENMARK	3 561	6 447	3 975	BOS HERZEGOV	213	1 133	710
GREECE	6 752	1 929	1 214	MACEDONIA	18 666	55 402	34 252
PORTUGAL	6 396	16 789	10 350	MOROCCO	29 721	42 780	26 437
SPAIN	14 053	25 472	15 867	ALGERIA	36	62	39
EU	410 323	835 105	517 406	TUNISIA	64 882	143 223	88 685
NORWAY	2 151	5 196	3 166	EGYPT	896	1 856	1 157
SWEDEN	3 791	8 237	5 089	MAURITANIA	575	1 447	884
FINLAND	1 415	3 771	2 310	MALI	514	2 122	1 274
				BURKINA FASO	171	336	216

6 IMPORTS AND EXPORTS (SPECIAL TRADE) BY GROUPS OF THE SITC-REV. III AND BY COUNTRIES OF PRODUCTION AND CONSUMPTION 1994

GROUP COUNTRY	DT = 100 KG	1 000 DM	1 000 \$	GROUP COUNTRY	DT = 100 KG	1 000 DM	1 000 \$
NIGER	405	681	411	BRAZIL	3 834	1 689	1 044
SENEGAL	228	739	443	ISRAEL	529	543	334
GAMBIA	47	116	69	PAKISTAN	24 861	16 033	9 705
IVORY COAST	282	448	281	INDIA	3 160	7 921	4 885
GHANA	63	122	73	SRI LANKA	3 851	4 180	2 614
TOGO	85	360	212	THAILAND	15 520	11 447	6 945
BENIN	589	1 400	864	VIETNAM	1 044	673	421
NIGERIA	378	384	239	INDONESIA	114 985	108 295	66 238
CAMEROON	8	57	35	MALAYSIA	11 812	9 197	5 669
KENYA	239	520	331	CHINA	56 811	39 937	24 809
TANZANIA	31	77	49	SOUTH KOREA	46 861	106 919	65 939
REUNION	32	56	33	JAPAN	27 317	150 740	93 432
MAURITIUS	778	2 203	1 356	TAIWAN	35 553	42 407	26 104
ZAMBIA	196	147	89	HONG KONG	208	895	531
ZIMBABWE	136	173	105				
SOUTH AFRICA	999	2 771	1 756	EXPORTS	1 617 217	4 491 753	2 777 491
USA	19 270	43 625	27 111	FRANCE	118 980	283 858	175 467
CANADA	1 452	4 163	2 538	BELGIUM LUX	86 491	112 125	69 286
MEXICO	333	1 147	714	NETHERLANDS	136 478	293 045	181 040
GUATEMALA	20	76	48	ITALY	97 932	219 357	134 729
PANAMA	55	118	72	UNT D KINGDOM	133 742	290 243	179 519
COLOMBIA	698	1 458	914	IRELAND	2 215	10 265	6 328
VENEZUELA	61	201	122	DENMARK	24 857	60 999	37 778
PERU	30	63	41	GREECE	45 762	137 314	84 516
BRAZIL	107	445	278	PORTUGAL	33 563	133 636	82 479
CHILE	510	924	566	SPAIN	28 684	73 197	45 198
URUGUAY	87	262	162	EU	708 704	1 614 029	996 340
ARGENTINA	154	536	324	CANARY IS	44	172	104
CYPRUS	1 609	3 552	2 196	ICELAND	250	961	587
LEBANON	1 360	2 564	1 593	NORWAY	4 278	11 975	7 384
SYRIA	982	1 534	942	SWEDEN	8 742	30 343	18 667
IRAN	585	1 868	1 158	FINLAND	7 252	22 627	13 977
ISRAEL	4 040	6 965	4 297	SWITZERLAND	53 608	150 203	92 887
JORDAN	171	318	191	AUSTRIA	57 215	141 236	87 401
SAUDI ARABIA	550	1 486	911	MALTA	2 971	9 925	6 114
KUWAIT	132	584	364	TURKEY	28 936	108 379	66 662
BAHRAIN	32	134	84	ESTONIA	2 348	6 693	4 125
QATAR	27	149	89	LATVIA	5 008	19 078	11 914
ARAB EMIRAT	1 050	2 973	1 846	LITHUANIA	8 198	23 997	14 872
OMAN	15	65	39	POLAND	175 920	559 148	346 936
PAKISTAN	242	262	159	CZECH REPUB	39 342	121 990	75 622
INDIA	519	1 224	768	SLOVAKIA	16 037	47 831	29 667
SRI LANKA	2 325	3 719	2 286	HUNGARY	37 481	134 650	83 510
THAILAND	685	2 002	1 254	ROMANIA	65 388	215 146	133 530
VIETNAM	2 367	8 008	5 039	BULGARIA	18 201	59 899	39 444
INDONESIA	481	1 316	816	ALBANIA	1 266	4 703	2 946
MALAYSIA	1 190	3 232	1 999	UKRAINE	21 743	56 707	35 333
SINGAPORE	1 918	6 208	3 875	BELARUS	2 165	7 017	4 355
PHILIPPINES	922	2 057	1 270	MOLDOVA	1 038	2 296	1 452
CHINA	638	2 386	1 472	RUSSIA	16 200	44 190	27 328
SOUTH KOREA	1 988	6 608	4 097	KAZAKHSTAN	442	1 217	709
JAPAN	4 088	21 744	13 407	SLOVENIA	28 680	118 935	73 682
TAIWAN	1 335	6 434	4 040	CROATIA	24 179	103 319	64 044
HONG KONG	8 160	27 318	16 893	BOS HERZEGOV	339	2 258	1 416
AUSTRALIA	1 205	4 278	2 647	MACEDONIA	13 865	42 887	26 597
NEW ZEALAND	567	2 067	1 290	MOROCCO	56 041	163 811	101 452
SOLOMON IS	5	137	81	ALGERIA	25	137	86
NEW CALEDON	38	77	48	TUNISIA	59 344	182 711	113 153
UNID COUNTR	267	657	398	LIBYA	127	78	47
				EGYPT	1 272	3 230	1 980
				SUDAN	38	161	103
653 FABRICS,MAN-MADE FIBRES				MAURITANIA	111	111	71
IMPORTS	1 185 371	2 500 491	1 546 265	MALI	351	283	178
FRANCE	143 085	330 382	204 316	BURKINA FASO	521	491	318
BELGIUM LUX	135 934	234 517	144 540	NIGER	721	315	194
NETHERLANDS	61 444	137 559	85 196	SENEGAL	575	751	473
ITALY	198 530	690 198	427 958	GAMBIA	288	245	154
UNT D KINGDOM	62 791	81 040	50 720	GUINEA	92	65	39
IRELAND	1 153	2 816	1 740	LIBERIA	51	55	34
DENMARK	2 442	5 782	3 607	IVORY COAST	3 768	2 986	1 877
GREECE	5 800	3 096	1 926	GHANA	277	273	169
PORTUGAL	25 108	56 113	34 773	TOGO	127	168	105
SPAIN	42 960	65 452	40 368	BENIN	545	489	304
EU	679 247	1 606 955	995 144	NIGERIA	1 483	1 389	860
ICELAND	585	923	583	CAMEROON	120	151	93
NORWAY	819	1 178	716	GABON	204	180	116
SWEDEN	1 676	7 461	4 592	CONGO	60	77	47
FINLAND	269	866	531	ZAIRE	160	186	118
SWITZERLAND	18 381	97 375	60 244	ETHIOPIA	19	56	32
AUSTRIA	42 440	143 521	88 383	KENYA	1 309	1 571	988
MALTA	5	47	30	REUNION	74	231	139
TURKEY	11 978	27 788	17 281	MAURITIUS	980	3 331	2 058
LATVIA	359	652	401	ZAMBIA	162	165	96
LITHUANIA	779	962	607	ZIMBABWE	812	1 660	1 016
POLAND	1 344	3 477	2 146	MALAWI	124	87	52
CZECH REPUB	41 061	47 578	29 539	SOUTH AFRICA	3 796	14 676	9 120
SLOVAKIA	4 051	7 075	4 431	USA	43 618	144 202	88 069
HUNGARY	15 447	9 289	5 649	CANADA	5 368	20 901	12 871
ROMANIA	534	1 254	778	MEXICO	2 566	11 427	7 093
BULGARIA	1 316	1 533	920	GUATEMALA	31	101	59
UKRAINE	1 215	1 609	1 017	EL SALVADOR	18	66	39
BELARUS	1 079	1 196	730	COSTA RICA	94	274	169
RUSSIA	295	347	210	JAMAICA	61	104	62
TURKMENISTAN	29	267	157	BARBADOS	199	563	345
SLOVENIA	4 935	9 421	5 839	NETH ANTILL	20	60	35
CROATIA	775	1 363	831	COLOMBIA	1 201	3 579	2 198
MACEDONIA	824	1 184	722	VENEZUELA	148	428	262
MOROCCO	385	955	601	ECUADOR	160	548	329
TUNISIA	174	473	291	PERU	77	333	205
EGYPT	1 286	1 043	617	BRAZIL	735	2 200	1 396
SOUTH AFRICA	127	230	138	CHILE	687	2 337	1 434
USA	6 552	22 108	13 572	URUGUAY	53	242	148
CANADA	88	260	155	ARGENTINA	320	1 130	690
MEXICO	701	867	525	CYPRUS	2 191	5 520	3 401
COLOMBIA	179	166	100	LEBANON	2 042	6 036	3 711

6 IMPORTS AND EXPORTS (SPECIAL TRADE) BY GROUPS OF THE SITC-REV. III AND BY COUNTRIES OF PRODUCTION AND CONSUMPTION 1994

GROUP COUNTRY	DT = 100 KG	1 000 DM	1 000 \$	GROUP COUNTRY	DT = 100 KG	1 000 DM	1 000 \$
SYRIA	2 647	6 779	4 152	SWEDEN	10 533	12 339	7 573
IRAN	662	1 740	1 070	FINLAND	1 080	3 902	2 423
ISRAEL	11 646	27 881	17 041	SWITZERLAND	25 334	53 688	33 181
JORDAN	353	739	449	AUSTRIA	38 283	68 394	42 353
SAUDI ARABIA	2 102	6 478	3 980	MALTA	2 867	14 639	9 013
KUWAIT	1 339	5 245	3 163	TURKEY	19 350	93 992	58 151
BAHRAIN	121	229	138	ESTONIA	838	3 053	1 886
QATAR	523	523	317	LATVIA	1 627	6 984	4 318
ARAB EMIRAT	1 806	5 764	3 519	LITHUANIA	2 850	8 254	5 123
OMAN	24	74	44	POLAND	49 287	221 795	137 387
PAKISTAN	162	2 147	1 147	CZECH REPUBL	15 018	63 943	39 570
INDIA	913	2 085	1 308	SLOVAKIA	5 946	23 429	14 611
SRI LANKA	5 260	19 378	11 972	HUNGARY	13 773	72 399	44 864
THAILAND	1 579	5 058	3 116	ROMANIA	28 883	115 485	71 765
VIETNAM	670	2 851	1 751	BULGARIA	3 549	14 045	8 764
INDONESIA	1 083	3 002	1 864	ALBANIA	576	1 578	1 002
MALAYSIA	3 004	7 283	4 565	UKRAINE	9 216	30 285	18 534
SINGAPORE	8 044	30 411	18 914	BELARUS	1 847	4 754	2 932
PHILIPPINES	680	1 854	1 150	MOLDOVA	1 845	5 356	3 326
CHINA	3 302	8 458	5 151	RUSSIA	7 199	20 750	12 688
NORTH KOREA	534	878	514	SLOVENIA	19 788	125 110	77 352
SOUTH KOREA	3 421	13 265	8 241	CROATIA	18 194	97 328	60 256
JAPAN	3 979	21 521	13 383	BOS HERZEGOV	361	1 817	1 097
TAIWAN	5 296	21 065	13 074	MACEDONIA	4 121	14 023	8 633
HONG KONG	10 640	40 226	24 853	MOROCCO	7 216	31 140	19 399
MACAO	9	56	31	TUNISIA	7 282	33 666	20 890
AUSTRALIA	2 718	14 122	8 720	EGYPT	200	504	304
NEW ZEALAND	1 574	6 768	4 201	NIGERIA	39	94	62
NEW CALEDON	24	58	35	MAURITIUS	1 437	9 496	5 880
UNID COUNTR	324	1 130	676	ZIMBABWE	77	230	151
				SOUTH AFRICA	775	1 986	1 243
				USA	12 046	29 779	18 511
654 DTH.TEXTILE FABRIC,WOVEN				CANADA	1 095	3 970	2 445
IMPORTS	718 141	1 900 651	1 173 153	MEXICO	152	729	465
FRANCE	114 957	165 392	102 539	COLOMBIA	42	280	173
BELGIUM LUX	36 823	46 307	28 716	BRAZIL	675	1 147	717
NETHERLANDS	65 431	102 224	63 610	CHILE	212	456	276
ITALY	229 520	1 093 244	673 726	ARGENTINA	85	279	172
UNTD KINGDOM	41 708	85 727	52 945	CYPRUS	203	793	491
IRELAND	4 532	10 570	6 524	LEBANON	92	622	377
DENMARK	1 132	3 272	2 026	SYRIA	275	894	552
GREECE	90	282	177	IRAN	14	53	32
PORTUGAL	2 073	7 996	4 884	ISRAEL	1 349	1 722	1 064
SPAIN	3 169	15 142	9 383	JORDAN	34	73	43
EU	499 435	1 530 156	944 530	SAUDI ARABIA	284	783	484
CANARY IS	51	148	89	KUWAIT	80	471	286
NORWAY	95	178	111	QATAR	1	65	42
SWEDEN	19 764	25 952	15 974	ARAB EMIRAT	216	647	393
FINLAND	364	286	177	OMAN	59	72	41
SWITZERLAND	16 840	52 194	32 078	INDIA	801	1 675	1 062
AUSTRIA	16 550	69 317	42 716	SRI LANKA	1 468	4 743	2 844
MALTA	29	148	90	THAILAND	186	627	388
TURKEY	3 757	6 504	4 039	VIETNAM	616	1 639	1 025
LATVIA	3 552	2 368	1 444	INDONESIA	1 504	3 614	2 138
LITHUANIA	1 903	3 157	1 955	MALAYSIA	40	169	103
POLAND	6 657	12 807	7 929	SINGAPORE	226	1 254	769
CZECH REPUBL	49 371	32 937	20 462	PHILIPPINES	173	778	474
SLOVAKIA	25 546	12 257	7 610	CHINA	2 429	8 566	5 185
HUNGARY	5 099	3 153	1 970	NORTH KOREA	213	523	306
ROMANIA	61	167	102	SOUTH KOREA	11 760	17 974	11 106
BULGARIA	1 270	1 188	722	JAPAN	2 524	17 125	10 606
UKRAINE	1 252	1 147	710	TAIWAN	3 488	2 558	1 591
BELARUS	486	309	184	HONG KONG	3 684	17 549	10 789
MOLDOVA	134	317	204	AUSTRALIA	839	5 027	3 112
RUSSIA	2 000	1 729	1 086	NEW ZEALAND	524	1 703	1 056
KAZAKHSTAN	95	140	83	UNID COUNTR	87	284	167
SLOVENIA	1 299	3 169	1 931				
CROATIA	1 242	1 305	818	655 KNIT.CROCHET.FABRIC NES			
MACEDONIA	797	326	202	IMPORTS	324 809	751 382	465 483
TUNISIA	10	88	56	FRANCE	17 835	54 143	33 664
USA	6 501	11 470	7 086	BELGIUM LUX	7 412	17 917	10 988
CANADA	6 987	5 706	3 552	NETHERLANDS	23 673	44 797	27 644
PERU	36	241	148	ITALY	102 011	226 224	140 111
URUGUAY	2 008	7 582	4 711	UNTD KINGDOM	15 859	31 647	19 795
ISRAEL	107	432	277	DENMARK	3 042	7 179	4 439
INDIA	20 289	37 587	23 188	GREECE	4 817	6 134	3 803
BANGLADESH	6 028	896	532	PORTUGAL	458	1 132	700
SRI LANKA	23	65	38	SPAIN	2 862	7 986	4 979
THAILAND	181	1 097	682	EU	177 769	397 157	246 135
VIETNAM	318	56	34	NORWAY	40	61	40
INDONESIA	36	70	33	SWEDEN	1 789	3 210	1 974
SINGAPORE	3	54	33	FINLAND	942	1 376	850
CHINA	8 579	51 142	31 352	SWITZERLAND	19 549	62 803	38 956
SOUTH KOREA	521	5 389	3 321	AUSTRIA	66 475	185 772	114 990
JAPAN	1 652	5 324	3 290	MALTA	851	973	586
TAIWAN	5 631	4 097	2 594	TURKEY	6 956	13 227	8 122
HONG KONG	1 056	7 734	4 838	LITHUANIA	65	57	36
AUSTRALIA	389	116	74	POLAND	4 033	10 280	6 327
EXPORTS	526 866	1 757 619	1 087 271	CZECH REPUBL	8 265	8 876	5 501
FRANCE	24 673	58 817	36 291	SLOVAKIA	468	390	235
BELGIUM LUX	12 921	25 338	15 664	HUNGARY	3 161	4 803	2 987
NETHERLANDS	62 178	133 103	82 282	ROMANIA	15	54	33
ITALY	33 869	92 469	57 208	UKRAINE	71	46	30
UNTD KINGDOM	17 452	42 916	26 463	RUSSIA	187	189	117
IRELAND	2 235	3 907	2 393	SLOVENIA	309	713	448
DENMARK	5 004	7 394	4 572	MACEDONIA	730	1 085	650
GREECE	8 080	37 061	22 977	TUNISIA	57	557	337
PORTUGAL	10 903	60 535	37 327	EGYPT	40	91	56
SPAIN	4 255	6 190	6 190	MAURITIUS	845	102	59
EU	181 570	471 551	291 367	SOUTH AFRICA	434	501	304
CANARY IS	6	61	38	USA	6 015	24 255	15 118
ICELAND	103	239	141	CANADA	867	1 241	763
NORWAY	1 342	2 166	1 339	IRAN	1 156	1 405	865
				ISRAEL	50	80	49

6 IMPORTS AND EXPORTS (SPECIAL TRADE) BY GROUPS OF THE SITC-REV. III AND BY COUNTRIES OF PRODUCTION AND CONSUMPTION 1994

GROUP COUNTRY	DT = 100 KG	1 000 DM	1 000 \$	GROUP COUNTRY	DT = 100 KG	1 000 DM	1 000 \$
PAKISTAN	5 271	3 279	2 042	656 TULLE, LACE, EMBROIDRY. ETC			
INDIA	532	442	278	IMPORTS	103 428	390 811	240 989
THAILAND	40	105	65	FRANCE	13 428	59 465	36 679
INDONESIA	387	382	237	BELGIUM LUX	6 234	10 210	6 304
CHINA	358	852	517	NETHERLANDS	10 281	12 932	7 949
SOUTH KOREA	5 971	9 348	5 851	ITALY	8 731	26 892	16 555
JAPAN	1 175	4 878	3 005	UNTD KINGDOM	5 117	11 068	6 846
TAIWAN	9 746	12 314	7 625	IRELAND	241	1 868	1 168
HONG KONG	99	313	185	DENMARK	179	533	330
EXPORTS	538 713	1 392 989	861 913	GREECE	182	2 725	1 680
FRANCE	64 571	168 760	104 280	PORTUGAL	8 856	7 520	4 616
BELGIUM LUX	27 967	50 034	30 849	SPAIN	3 295	7 880	4 871
NETHERLANDS	44 632	95 717	58 976	EU	56 518	141 033	86 998
ITALY	29 717	79 536	48 963	NORWAY	3	58	36
UNTD KINGDOM	17 867	46 711	28 681	SWEDEN	703	1 838	1 136
IRELAND	5 266	17 064	10 474	FINLAND	294	286	179
DENMARK	10 419	20 201	12 452	SWITZERLAND	9 732	74 086	45 711
GREECE	15 580	39 777	24 485	AUSTRIA	12 626	105 533	64 978
PORTUGAL	15 870	58 318	36 044	TURKEY	2 649	6 599	4 085
SPAIN	8 300	22 207	13 739	LATVIA	42	63	39
EU	240 189	598 325	368 943	POLAND	758	2 160	1 351
ICELAND	124	186	110	CZECH REPUB	6 772	7 123	4 384
NORWAY	2 007	3 144	1 939	HUNGARY	215	796	477
SWEDEN	3 276	7 218	4 450	BULGARIA	96	108	68
FINLAND	3 642	6 157	3 802	BELARUS	142	535	333
SWITZERLAND	26 850	68 284	42 226	SLOVENIA	250	1 377	845
AUSTRIA	47 993	124 826	77 383	CROATIA	28	223	139
MALTA	306	990	611	MOROCCO	363	443	282
TURKEY	10 844	23 416	14 508	TUNISIA	27	208	131
ESTONIA	310	638	395	EGYPT	34	92	57
LATVIA	400	1 129	707	MADAGASCAR	11	57	33
LITHUANIA	1 852	4 354	2 632	SOUTH AFRICA	8	53	33
POLAND	41 581	109 183	67 669	USA	2 160	10 437	6 454
CZECH REPUB	21 405	57 149	35 345	CANADA	91	881	553
SLOVAKIA	5 273	14 087	8 767	BRAZIL	93	566	344
HUNGARY	21 148	61 120	37 998	ISRAEL	33	226	138
ROMANIA	9 882	25 044	15 710	SAUDI ARABIA	1	52	30
BULGARIA	3 658	9 842	6 127	PAKISTAN	1 047	1 159	724
ALBANIA	65	246	153	INDIA	354	4 909	3 025
UKRAINE	2 859	6 242	3 861	THAILAND	669	1 268	784
BELARUS	769	2 092	1 305	INDONESIA	310	889	544
MOLDOVA	2 153	2 865	1 797	MALAYSIA	86	458	293
RUSSIA	3 639	10 348	6 410	PHILIPPINES	58	220	139
AZERBAIJAN	31	111	63	CHINA	2 205	8 672	5 361
KAZAKHSTAN	165	374	240	SOUTH KOREA	587	1 775	1 093
KYRGYZSTAN	34	114	71	JAPAN	2 191	6 153	3 777
SLOVENIA	15 315	55 323	34 413	TAIWAN	2 089	9 327	5 777
CROATIA	8 815	21 460	13 349	HONG KONG	71	770	471
BOS HERZEGOV	178	837	518	UNID COUNTR	46	57	33
SERB MONTNEG	29	90	55	EXPORTS	131 949	529 738	327 544
MACEDONIA	2 870	5 155	3 188	FRANCE	13 034	39 194	24 287
MOROCCO	13 681	32 070	19 964	BELGIUM LUX	7 719	22 631	13 979
TUNISIA	14 010	35 010	21 734	NETHERLANDS	9 057	32 564	20 096
EGYPT	354	855	531	ITALY	10 357	37 699	23 338
SENEGAL	156	85	53	UNTD KINGDOM	4 544	23 323	14 422
IVORY COAST *	124	156	99	IRELAND	4 453	2 060	1 259
NIGERIA	52	92	59	DENMARK	2 772	13 456	8 316
KENYA	338	350	217	GREECE	2 079	11 581	7 091
MADAGASCAR	33	62	37	PORTUGAL	2 961	17 628	10 871
MAURITIUS	956	3 613	2 223	SPAIN	2 802	10 971	6 727
ZIMBABWE	115	166	101	EU	55 778	211 107	130 386
MALAWI	152	163	96	ICELAND	108	433	266
SOUTH AFRICA	1 050	3 685	2 317	NORWAY	714	3 715	2 315
USA	6 510	20 622	12 800	SWEDEN	1 849	7 952	4 947
CANADA	379	1 687	1 035	FINLAND	471	2 063	1 276
MEXICO	355	1 261	777	SWITZERLAND	6 513	22 602	13 993
TRINIDAD TOB	34	85	52	AUSTRIA	15 514	55 066	34 025
COLOMBIA	157	800	495	MALTA	422	1 099	671
VENEZUELA	45	110	68	TURKEY	1 626	8 858	5 448
PERU	15	51	31	ESTONIA	37	225	128
BRAZIL	193	477	294	LATVIA	78	511	304
CHILE	232	715	444	LITHUANIA	257	1 437	892
URUGUAY	51	177	110	POLAND	9 550	35 892	22 290
ARGENTINA	227	661	413	CZECH REPUB	4 123	23 593	14 612
CYPRUS	458	757	467	SLOVAKIA	1 049	4 787	2 950
LEBANON	192	303	182	HUNGARY	5 335	21 840	13 540
SYRIA	2 318	1 683	1 048	ROMANIA	1 682	10 771	6 645
IRAN	673	1 068	641	BULGARIA	396	2 624	1 617
ISRAEL	2 503	5 382	3 311	ALBANIA	4	107	59
JORDAN	38	82	50	UKRAINE	411	3 751	2 294
SAUDI ARABIA	191	448	276	BELARUS	160	910	566
KUWAIT	55	189	122	MOLDOVA	53	426	267
ARAB EMIRAT	1 257	4 382	2 730	RUSSIA	801	3 094	1 915
PAKISTAN	85	225	135	SLOVENIA	2 185	12 313	7 608
INDIA	898	1 233	760	CROATIA	843	6 570	4 064
SRI LANKA	676	2 456	1 537	BOS HERZEGOV	12	87	55
THAILAND	1 344	5 464	3 359	MACEDONIA	671	3 776	2 343
VIETNAM	190	755	451	MOROCCO	1 396	7 221	4 477
INDONESIA	143	671	415	ALGERIA	8	106	62
MALAYSIA	350	1 530	950	TUNISIA	4 039	14 056	8 875
SINGAPORE	641	1 916	1 209	EGYPT	147	376	227
PHILIPPINES	366	1 579	988	IVORY COAST	66	70	47
CHINA	1 231	4 970	3 099	KENYA	8	52	31
SOUTH KOREA	642	2 716	1 684	MAURITIUS	400	1 511	931
JAPAN	1 208	5 658	3 487	ZIMBABWE	22	81	50
TAIWAN	782	4 234	2 634	SOUTH AFRICA	552	1 964	1 234
HONG KONG	4 119	15 956	9 888	USA	6 568	18 952	11 769
MACAO	49	213	136	CANADA	529	1 511	946
AUSTRALIA	666	2 446	1 498	MEXICO	418	527	317
NEW ZEALAND	689	2 347	1 477	COSTA RICA	11	84	52
UNID COUNTR	194	533	325	COLOMBIA	18	126	73
				ECUADOR	4	110	69

6 IMPORTS AND EXPORTS (SPECIAL TRADE) BY GROUPS OF THE SITC-REV. III AND BY COUNTRIES OF PRODUCTION AND CONSUMPTION 1994

GROUP COUNTRY	DT = 100 KG	1 000 DM	1 000 \$	GROUP COUNTRY	DT = 100 KG	1 000 DM	1 000 \$
BRAZIL	52	1 921	1 178	CEUTA MEL	5	53	33
CHILE	28	226	140	ICELAND	702	1 127	691
ARGENTINA	103	290	174	NORWAY	22 383	33 201	20 554
CYPRUS	35	245	147	SWEDEN	62 084	86 370	53 528
LEBANON	19	101	58	FINLAND	34 330	57 657	35 712
SYRIA	103	438	271	SWITZERLAND	80 701	131 253	81 447
IRAN	26	107	65	AUSTRIA	115 543	166 378	102 889
ISRAEL	935	3 895	2 408	MALTA	3 059	6 253	3 847
SAUDI ARABIA	427	1 221	727	TURKEY	32 681	64 962	40 194
KUWAIT	11	58	36	ESTONIA	630	950	587
ARAB EMIRAT	26	181	116	LATVIA	2 694	3 579	2 240
PAKISTAN	76	224	142	LITHUANIA	3 393	4 812	2 975
INDIA	285	1 598	1 204	POLAND	124 699	182 345	119 345
BANGLADESH	9	89	54	CZECH REPUB	53 567	86 908	53 871
SRI LANKA	416	2 331	1 443	SLOVAKIA	10 717	21 541	13 311
THAILAND	119	809	505	HUNGARY	41 937	65 347	40 502
VIETNAM	117	913	557	ROMANIA	16 299	47 212	29 381
INDONESIA	92	603	371	BULGARIA	9 943	14 374	8 914
MALAYSIA	227	1 304	801	ALBANIA	183	466	289
SINGAPORE	182	1 029	636	UKRAINE	7 769	9 521	5 856
PHILIPPINES	129	639	394	BELARUS	1 131	2 163	1 343
CHINA	177	1 229	764	MOLDOVA	894	1 756	1 073
SOUTH KOREA	75	535	334	RUSSIA	8 218	18 972	11 770
JAPAN	661	4 761	2 946	AZERBAIJAN	367	243	152
TAIWAN	139	752	473	KAZAKHSTAN	68	62	37
HONG KONG	1 553	7 693	4 806	UZBEKISTAN	213	428	267
AUSTRALIA	781	2 235	1 381	SLOVENIA	30 953	65 554	40 672
NEW ZEALAND	41	166	106	CROATIA	7 188	30 171	18 697
UNID COUNTR	162	833	495	BOS HERZEGOV	15	47	31
				MACEDONIA	4 289	8 495	5 216
657 SPECIAL YARN, TXTL. FABRIC				MOROCCO	6 420	11 867	7 361
IMPORTS	1 837 409	1 914 323	1 182 884	ALGERIA	253	2 247	1 368
FRANCE	215 761	201 506	124 503	TUNISIA	7 893	22 259	13 795
BELGIUM LUX	252 210	284 026	175 469	LIBYA	160	499	304
NETHERLANDS	177 856	186 730	115 367	EGYPT	3 179	5 488	3 402
ITALY	205 915	205 483	127 254	SUDAN	26	109	66
UNTD KINGDOM	106 535	129 851	80 327	MAURITANIA	96	70	43
IRELAND	2 079	8 760	5 415	BURKINA FASO	288	412	249
DENMARK	25 797	16 827	10 424	SENEGAL	867	392	237
GREECE	3 957	2 526	1 489	IVORY COAST	717	521	310
PORTUGAL	87 805	49 366	30 400	GHANA	1 073	662	415
SPAIN	28 120	38 623	24 071	TOGO	197	56	32
EU	1 106 035	1 123 698	694 719	NIGERIA	203	396	242
NORWAY	3 913	3 273	2 020	CAMEROON	63	112	70
SWEDEN	64 716	60 263	37 201	CENT AFR REP	127	129	80
FINLAND	48 815	35 149	21 784	CONGO	42	56	33
SWITZERLAND	45 346	126 954	78 704	ETHIOPIA	89	259	159
AUSTRIA	123 369	92 371	56 991	DJIBOUTI	262	107	64
MALTA	106	522	327	KENYA	89	531	324
TURKEY	15 821	10 726	6 573	TANZANIA	100	452	275
LITHUANIA	276	99	60	MOZAMBIQUE	111	146	87
POLAND	29 478	9 563	5 924	MADAGASCAR	22	100	61
CZECH REPUB	55 692	19 959	12 367	MAURITIUS	371	770	469
SLOVAKIA	1 368	1 192	731	ZIMBABWE	239	973	606
HUNGARY	18 949	7 062	4 393	SOUTH AFRICA	17 628	27 705	17 150
ROMANIA	358	421	270	SWAZILAND	12	161	97
BULGARIA	475	219	139	USA	76 440	157 119	97 559
UKRAINE	5 819	1 407	869	CANADA	5 501	8 537	5 284
RUSSIA	1 657	695	431	MEXICO	7 378	15 569	9 727
SLOVENIA	40 340	17 988	11 142	GUATEMALA	360	355	217
CROATIA	5 539	3 347	2 100	HONDURAS	50	152	95
MACEDONIA	286	334	210	EL SALVADOR	55	89	53
MOROCCO	591	164	104	NICARAGUA	11	70	45
TUNISIA	381	1 049	648	COSTA RICA	215	295	185
EGYPT	854	5 218	130	PANAMA	113	225	144
TANZANIA	40 466	5 686	3 416	CUBA	136	118	75
MOZAMBIQUE	2 699	434	263	DOMINIC REP	16	108	66
MADAGASCAR	7 321	1 265	792	GUADELOUPE	40	54	33
USA	109 888	210 056	129 045	DOMINICA	278	169	105
CANADA	19 969	36 743	22 720	MARTINIQUE	74	144	89
MEXICO	7 695	5 216	3 256	JAMAICA	362	181	115
EL SALVADOR	53	90	56	TRINIDAD TOB	161	245	153
VENEZUELA	30	50	32	NETH ANTILL	74	87	55
ECUADOR	3 21	159	99	COLOMBIA	1 207	2 962	1 827
BRAZIL	1 528	1 049	630	VENEZUELA	1 204	3 103	1 916
ARGENTINA	84	337	206	GUYANA	288	157	92
ISRAEL	8 011	10 164	6 266	SURINAME	91	123	75
INDIA	3 392	1 647	1 031	ECUADOR	189	1 004	628
BANGLADESH	76	116	71	PERU	1 347	1 894	1 188
SRI LANKA	69	184	118	BRAZIL	5 277	13 619	8 429
THAILAND	1 837	1 025	621	CHILE	8 766	7 357	4 600
MALAYSIA	134	83	52	BOLIVIA	256	307	188
SINGAPORE	71	119	74	PARAGUAY	167	291	181
PHILIPPINES	2 176	855	531	URUGUAY	293	869	537
CHINA	7 732	4 934	3 046	ARGENTINA	6 355	9 154	5 683
SOUTH KOREA	6 024	4 780	2 958	CYPRUS	1 615	1 530	948
JAPAN	36 287	103 140	63 931	LEBANON	1 587	1 342	814
TAIWAN	10 463	8 622	5 282	SYRIA	2 353	1 482	916
HONG KONG	632	489	299	IRAN	8 552	8 750	5 364
EXPORTS	2 624 812	3 346 744	2 070 324	ISRAEL	16 454	17 613	10 898
FRANCE	446 408	420 903	259 496	JORDAN	5 289	3 290	2 028
BELGIUM LUX	188 706	183 529	113 242	SAUDI ARABIA	14 372	9 165	5 703
NETHERLANDS	250 055	231 780	142 841	KUWAIT	1 215	1 302	789
ITALY	166 005	210 614	129 876	BAHRAIN	258	512	301
UNTD KINGDOM	248 206	236 036	145 978	QATAR	39	166	101
IRELAND	9 196	8 956	5 541	ARAB EMIRAT	10 165	8 261	5 189
DENMARK	77 011	85 802	53 139	OMAN	779	581	353
GREECE	24 682	32 225	19 970	YEMEN	76	129	80
PORTUGAL	25 822	57 284	35 366	PAKISTAN	532	1 980	1 230
SPAIN	109 627	104 702	64 819	INDIA	4 065	12 759	7 973
EU	1 545 718	1 571 831	970 268	BANGLADESH	508	679	424
CANARY IS	356	800	496	SRI LANKA	1 755	9 134	5 567
				BHUTAN		52	31
				MYANMAR	6	75	48
				THAILAND	16 097	23 251	14 421
				VIETNAM	1 402	16 022	9 820

6 IMPORTS AND EXPORTS (SPECIAL TRADE) BY GROUPS OF THE SITC-REV. III AND BY COUNTRIES OF PRODUCTION AND CONSUMPTION 1994

GROUP COUNTRY	DT = 100 KG	1 000 DM	1 000 \$	GROUP COUNTRY	DT = 100 KG	1 000 DM	1 000 \$
INDONESIA	11 543	24 080	15 040	DENMARK	14 707	21 090	13 003
MALAYSIA	1 987	5 378	3 346	GREECE	3 623	6 721	4 127
SINGAPORE	8 462	11 994	7 447	PORTUGAL	2 195	5 587	3 411
PHILIPPINES	1 811	3 777	2 358	SPAIN	9 368	12 422	7 644
CHINA	9 774	17 868	10 938	EU	225 335	380 196	234 119
NORTH KOREA	338	771	447	CANARY IS	424	914	563
SOUTH KOREA	15 883	22 540	13 895	CEUTA MEL	132	147	90
JAPAN	55 536	50 676	31 407	ICELAND	169	491	301
TAIWAN	10 345	16 861	10 436	NORWAY	4 349	8 287	5 151
HONG KONG	27 811	62 250	38 530	SWEDEN	11 218	15 567	9 608
AUSTRALIA	8 329	19 646	12 214	FINLAND	2 235	3 913	2 426
NEW ZEALAND	4 326	5 020	3 142	SWITZERLAND	43 209	123 347	76 308
SHIPS SUPPL	83	71	45	AUSTRIA	55 299	144 227	89 609
UNID COUNTR	886	1 407	847	VATICAN CITY	24	144	91
				MALTA	200	437	271
658 TEXTILE ARTICLES NES				TURKEY	2 477	4 828	2 937
IMPORTS	1 724 972	2 379 588	1 469 422	ESTONIA	106	295	176
FRANCE	30 108	68 161	42 174	LATVIA	203	601	374
BELGIUM LUX	44 892	69 257	42 948	LITHUANIA	1 159	1 340	831
NETHERLANDS	75 795	84 143	52 140	POLAND	20 382	27 294	16 916
ITALY	41 474	81 025	49 848	CZECH REPUB	21 759	35 411	22 076
UNTD KINGDOM	36 056	60 398	37 395	SLOVAKIA	1 065	2 351	1 456
IRELAND	3 253	5 543	3 419	HUNGARY	6 595	13 369	8 244
DENMARK	11 567	28 992	17 780	ROMANIA	1 026	3 460	2 134
GREECE	38 757	48 818	30 136	BULGARIA	352	828	517
PORTUGAL	75 994	131 479	81 709	UKRAINE	880	1 446	875
SPAIN	17 239	23 474	14 671	BELARUS	244	602	363
EU	375 135	601 290	372 220	MOLDOVA	48	125	76
ICELAND	44	222	137	RUSSIA	4 622	8 634	5 321
NORWAY	1 545	1 954	1 226	AZERBAIJAN	93	455	261
SWEDEN	4 005	9 628	5 915	KAZAKHSTAN	68	790	498
FINLAND	2 845	4 137	2 545	SLOVENIA	1 851	4 692	2 905
SWITZERLAND	17 922	66 335	41 062	CROATIA	1 444	2 620	1 614
AUSTRIA	41 932	84 902	52 516	SERB MONTNEG	165	88	53
TURKEY	178 630	222 687	137 726	MACEDONIA	130	351	216
ESTONIA	7 628	6 133	3 787	MOROCCO	193	832	519
LATVIA	14 211	11 329	7 005	TUNISIA	835	2 728	1 696
LITHUANIA	4 481	4 783	3 028	LIBYA	66	336	212
POLAND	116 432	141 472	87 586	EGYPT	75	549	341
CZECH REPUB	88 810	122 160	75 438	GHANA	50	164	105
SLOVAKIA	10 273	12 331	7 589	NIGERIA	25	427	272
HUNGARY	28 704	51 811	31 993	ETHIOPIA	102	65	38
ROMANIA	12 641	11 766	7 339	KENYA	40	51	32
BULGARIA	12 868	6 232	3 830	TANZANIA	43	61	36
UKRAINE	1 906	1 816	1 146	MOZAMBIQUE	337	251	161
BELARUS	1 163	826	512	MADAGASCAR	17	50	32
MOLDOVA	567	417	254	SOUTH AFRICA	952	1 706	1 063
RUSSIA	2 983	2 126	1 305	USA	11 569	25 101	15 611
SLOVENIA	30 770	48 831	30 066	CANADA	647	1 372	841
CROATIA	13 950	14 710	9 143	MEXICO	307	949	594
MACEDONIA	19 992	18 892	11 665	GUATEMALA	83	194	117
MOROCCO	2 115	2 448	1 502	DOMINIC REP	184	111	70
TUNISIA	2 160	6 096	3 845	GUADELOUPE	48	53	30
EGYPT	18 302	15 085	9 339	NETH ANTILL	28	62	37
MADAGASCAR	16	233	148	COLOMBIA	27	106	61
MAURITIUS	2 258	3 009	1 910	VENEZUELA	315	379	235
ZIMBABWE	246	304	182	BRAZIL	901	685	426
SOUTH AFRICA	214	669	422	CHILE	353	683	432
USA	7 654	22 583	13 954	ARGENTINA	1 903	2 256	1 419
CANADA	362	814	498	CYPRUS	223	538	331
MEXICO	212	353	217	LEBANON	679	873	544
GUATEMALA	71	189	118	SYRIA	61	123	75
EL SALVADOR	492	882	534	IRAN	2 156	67	44
COLOMBIA	12 100	16 653	10 232	ISRAEL	2 292	2 776	1 715
PERU	66	296	192	JORDAN	62	99	59
BRAZIL	53 322	89 912	55 390	SAUDI ARABIA	1 223	2 123	1 302
CHILE	50	80	50	KUWAIT	144	465	288
CYPRUS	5 226	8 600	5 313	BAHRAIN	319	530	324
SYRIA	3 827	4 609	2 851	QATAR	36	115	66
IRAN	10 157	9 480	5 794	ARAB EMIRAT	849	2 571	1 553
ISRAEL	8 634	26 296	16 501	OMAN	38	83	49
JORDAN	74	111	70	INDIA	18	107	69
QATAR	56	62	36	BANGLADESH	52	71	45
ARAB EMIRAT	856	992	580	SRI LANKA	47	167	102
OMAN	96	219	123	THAILAND	2 023	2 092	1 316
AFGHANISTAN	36	107	67	VIETNAM	45	235	148
PAKISTAN	133 323	139 016	85 732	INDONESIA	504	826	513
INDIA	129 138	157 645	97 338	MALAYSIA	54	283	167
BANGLADESH	34 443	7 964	4 878	BRUNEI	6	53	32
SRI LANKA	1 250	1 928	1 175	SINGAPORE	1 040	3 447	2 132
NEPAL	902	801	488	PHILIPPINES	153	1 276	784
THAILAND	17 802	18 927	11 632	CHINA	530	601	365
VIETNAM	1 685	7 741	4 732	SOUTH KOREA	3 218	3 605	2 243
INDONESIA	25 219	31 146	19 038	JAPAN	2 523	15 660	9 723
MALAYSIA	3 801	5 582	3 362	TAIWAN	428	1 317	825
SINGAPORE	165	351	214	HONG KONG	669	2 876	1 781
PHILIPPINES	4 742	24 415	15 026	AUSTRALIA	887	3 226	2 016
CHINA	232 260	285 828	175 477	NEW ZEALAND	40	223	142
SOUTH KOREA	2 247	5 716	3 471	UNID COUNTR	402	1 037	629
JAPAN	1 191	5 186	3 180				
TAIWAN	15 583	23 020	14 205	659 FLOOR COVERINGS, ETC.			
HONG KONG	2 048	4 875	2 955	IMPORTS	3 176 978	2 964 462	1 824 912
MACAO	327	507	314	FRANCE	111 170	55 754	34 685
AUSTRALIA	477	1 249	793	BELGIUM LUX	1 550 469	774 571	476 964
NEW ZEALAND	43	373	227	NETHERLANDS	502 283	241 368	148 844
EXPORTS	445 207	874 997	540 805	ITALY	30 079	21 275	13 100
FRANCE	39 246	75 030	46 142	UNTD KINGDOM	34 135	35 956	22 187
BELGIUM LUX	35 929	46 405	28 627	IRELAND	14 991	10 308	6 375
NETHERLANDS	68 405	130 713	80 254	DENMARK	48 211	49 018	30 094
ITALY	38 677	54 688	33 782	GREECE	4 437	4 300	2 637
UNTD KINGDOM	12 076	26 330	16 389	PORTUGAL	10 580	8 472	5 272
IRELAND	1 109	1 210	740	SPAIN	2 429	3 389	2 047
				EU	2 308 784	1 204 411	742 205
				ICELAND	43	79	45

6 IMPORTS AND EXPORTS (SPECIAL TRADE) BY GROUPS OF THE SITC-REV. III AND BY COUNTRIES OF PRODUCTION AND CONSUMPTION 1994

GROUP COUNTRY	DT = 100 KG	1 000 DM	1 000 \$	GROUP COUNTRY	DT = 100 KG	1 000 DM	1 000 \$
NORWAY	50	219	141	USA	12 753	13 559	8 430
SWEDEN	2 322	2 537	1 582	CANADA	2 449	3 378	2 082
FINLAND	420	2 201	1 359	MEXICO	655	735	458
SWITZERLAND	52 022	67 397	41 389	VENEZUELA	75	172	107
AUSTRIA	78 303	76 379	47 212	PERU	143	490	290
MALTA	20	127	73	BRAZIL	970	4 203	2 662
TURKEY	10 030	54 182	33 753	CHILE	892	2 567	1 611
ESTONIA	202	155	98	PARAGUAY	167	518	314
LATVIA	19	213	136	ARGENTINA	430	776	476
POLAND	1 196	825	515	CYPRUS	404	318	196
CZECH REPUBL	2 555	2 624	1 642	LEBANON	639	589	357
SLOVAKIA	725	580	359	IRAN	338	2 436	1 512
HUNGARY	10 264	11 596	7 141	ISRAEL	1 029	1 088	667
ROMANIA	348	936	574	JORDAN	82	186	119
BULGARIA	71	75	44	SAUDI ARABIA	2 461	1 830	1 137
ALBANIA	41	213	126	KUWAIT	95	181	112
UKRAINE	9	130	78	BAHRAIN	67	170	99
MOLDOVA	203	193	123	ARAB EMIRAT	569	807	491
RUSSIA	613	4 027	2 451	AFGHANISTAN	239	776	463
ARMENIA	136	943	574	PAKISTAN	247	300	192
AZERBAIJAN	638	5 341	3 328	INDIA	81	66	41
TURKMENISTAN	565	4 303	2 647	THAILAND	540	395	246
TADJIKISTAN	10	61	39	INDONESIA	124	136	86
SLOVENIA	220	306	188	MALAYSIA	565	448	282
CROATIA	399	822	509	SINGAPORE	4 269	2 777	1 727
MOROCCO	40 161	46 913	28 798	PHILIPPINES	150	67	44
TUNISIA	1 557	19 416	12 116	MONGOLIA	474	338	214
EGYPT	15 780	10 471	6 432	CHINA	315	358	227
SOUTH AFRICA	324	865	537	SOUTH KOREA	894	701	433
NAMIBIA	36	117	73	JAPAN	3 040	4 970	3 071
USA	8 568	10 047	6 200	TAIWAN	1 302	1 365	853
CANADA	566	411	257	HONG KONG	4 873	2 831	1 753
MEXICO	1 659	840	522	AUSTRALIA	780	1 354	842
COSTA RICA	509	193	118	AUST OCEANIA	582	311	187
COLOMBIA	260	206	124	NEW ZEALAND	48	117	72
PERU	20	56	35	UNID COUNTR	292	317	194
BRAZIL	7 781	2 207	1 358				
IRAN	117 947	603 195	371 293	660 CPL IND PLANT CHAPTER 68			
ISRAEL	9 513	21 724	13 568	EXPORTS	793	59	38
QATAR	73	214	129	RUSSIA	749	48	32
AFGHANISTAN	6 490	12 413	7 635				
PAKISTAN	10 420	39 366	24 154	661 LIME, CEMENT, CONSTR. MATRL			
INDIA	287 250	367 126	225 438	IMPORTS	115 015 582	1 968 193	1 223 231
BANGLADESH	46	181	106	FRANCE	6 671 915	162 820	101 024
SRI LANKA	3 621	1 294	788	BELGIUM LUX	11 397 927	162 108	100 493
NEPAL	129 687	252 886	154 845	NETHERLANDS	2 182 414	51 420	32 034
THAILAND	291	1 030	634	ITALY	4 700 917	523 686	324 608
VIETNAM	493	644	395	UNT D KINGDOM	297 965	11 944	7 344
INDONESIA	1 030	898	543	IRELAND	34 727	1 207	758
PHILIPPINES	61	216	133	DENMARK	5 383 010	61 353	38 237
MONGOLIA	74	94	54	GREECE	101 705	14 474	8 982
CHINA	61 146	129 086	79 396	PORTUGAL	1 880 303	45 184	27 814
SOUTH KOREA	16	86	55	SPAIN	1 394 417	139 607	86 473
JAPAN	709	600	364	EU	34 045 300	1 173 803	727 767
TAIWAN	45	74	45	NORWAY	1 523 871	20 834	12 961
HONG KONG	273	247	154	SWEDEN	48 276	6 067	3 768
EXPORTS	736 312	726 772	449 044	FINLAND	76 895	11 225	6 950
FRANCE	51 651	63 599	39 187	SWITZERLAND	562 320	26 137	16 263
BELGIUM LUX	88 273	68 948	42 583	AUSTRIA	847 663	50 159	31 360
NETHERLANDS	141 783	129 435	79 779	TURKEY	395 823	15 437	9 579
ITALY	25 467	23 357	14 441	ESTONIA	1 157 935	4 959	3 128
UNT D KINGDOM	34 416	34 310	21 189	LATVIA	626 209	3 292	2 071
IRELAND	2 606	1 780	1 088	LITHUANIA	1 396	136	89
DENMARK	37 789	28 033	17 289	POLAND	44 555 702	305 476	190 627
GREECE	7 112	12 785	7 789	CZECH REPUBL	18 058 025	165 027	102 867
PORTUGAL	2 958	3 665	2 224	SLOVAKIA	10 877 352	109 421	68 453
SPAIN	15 400	17 089	10 490	HUNGARY	47 819	1 775	1 119
EU	407 455	383 001	236 039	ROMANIA	296 690	4 593	2 873
CANARY IS	780	1 090	672	BULGARIA	51 103	855	518
ICELAND	1 238	772	467	UKRAINE	865	91	53
NORWAY	10 148	9 254	5 684	RUSSIA	11 024	450	282
SWEDEN	21 616	15 804	9 748	SLOVENIA	53 222	4 073	2 520
FINLAND	8 002	5 885	3 511	CROATIA	69 210	3 233	1 966
SWITZERLAND	74 749	108 589	67 353	MACEDONIA	2 098	296	188
AUSTRIA	66 425	77 540	47 987	MOROCCO	2 011	308	191
FAEROE IS	288	171	106	KENYA	134	89	58
ANDORRA	161	842	499	ZIMBABWE	359	163	103
MALTA	256	251	148	SOUTH AFRICA	14 394	1 343	832
SAN MARINO	416	234	150	USA	10 850	1 675	1 020
TURKEY	2 245	4 643	2 847	CANADA	16 328	1 045	650
ESTONIA	599	411	255	PERU	34	75	46
LATVIA	1 039	851	524	BRAZIL	31 683	3 953	2 457
LITHUANIA	2 993	1 759	1 096	ARGENTINA	4 853	165	103
POLAND	12 705	8 202	5 120	LEBANON	55	60	36
CZECH REPUBL	8 546	6 443	4 012	SYRIA	617	69	45
SLOVAKIA	1 327	979	601	IRAN	1 206	166	102
HUNGARY	13 076	7 072	4 433	ARAB EMIRAT	238	60	36
ROMANIA	2 765	900	556	PAKISTAN	608	285	178
BULGARIA	1 851	638	397	INDIA	580 821	29 487	18 285
ALBANIA	165	60	34	SRI LANKA	1 159	175	110
UKRAINE	6 163	3 840	2 379	THAILAND	1 657	252	151
BELARUS	747	595	362	VIETNAM	19 255	623	384
RUSSIA	31 354	22 134	13 734	INDONESIA	596	144	86
KAZAKHSTAN	2 440	1 319	804	MALAYSIA	1 490	204	121
TURKMENISTAN	160	327	193	PHILIPPINES	3 962	624	390
SLOVENIA	2 598	2 322	1 431	CHINA	995 420	16 323	10 253
CRDATIA	5 078	4 589	2 884	JAPAN	3 536	409	253
MOROCCO	35	72	44	TAIWAN	10 876	2 391	1 468
ALGERIA	1 336	836	519	HONG KONG	632	137	81
TUNISIA	47	340	214	AUSTRALIA	998	356	229
EGYPT	154	385	225				
NIGERIA	38	188	118				
ZIMBABWE	1 556	650	423				
SOUTH AFRICA	1 937	1 659	1 009				

6 IMPORTS AND EXPORTS (SPECIAL TRADE) BY GROUPS OF THE SITC-REV. III AND BY COUNTRIES OF PRODUCTION AND CONSUMPTION 1994

GROUP COUNTRY	DT = 100 KG	1 000 DM	1 000 \$	GROUP COUNTRY	DT = 100 KG	1 000 DM	1 000 \$
EXPORTS	31 950 607	609 968	379 047	ARGENTINA	36 478	2 762	1 701
FRANCE	2 684 182	44 987	27 896	IRAN	3 411	213	134
BELGIUM LUX	3 270 605	61 416	37 995	ISRAEL	1 166	748	468
NETHERLANDS	20 644 261	279 041	173 498	INDIA	278	55	34
ITALY	133 007	10 869	6 726	SRI LANKA	5 796	474	303
UNTD KINGDOM	1 365 943	21 743	13 635	THAILAND	23 095	2 879	1 755
IRELAND	2 180	179	110	INDONESIA	6 014	519	322
DENMARK	333 173	13 469	8 309	MALAYSIA	599	74	45
GREECE	1 601	285	174	PHILIPPINES	2 081	219	126
PORTUGAL	2 690	547	339	CHINA	12 808	1 012	655
SPAIN	19 333	2 297	1 427	JAPAN	14 828	7 980	4 912
EU	28 456 975	434 833	270 109	EXPORTS	14 589 171	1 663 837	1 029 638
CANARY IS	1 074	91	52	FRANCE	1 967 717	234 710	144 681
ICELAND	2 303	148	93	BELGIUM LUX	1 805 234	151 329	93 879
NORWAY	36 382	983	612	NETHERLANDS	1 030 030	109 188	68 039
SWEDEN	63 741	4 157	2 582	ITALY	1 009 432	91 198	56 216
FINLAND	7 055	491	304	UNTD KINGDOM	269 997	44 163	27 278
SWITZERLAND	1 156 393	55 303	34 390	IRELAND	20 150	3 415	2 141
AUSTRIA	567 472	42 775	26 673	DENMARK	206 674	25 403	15 791
MALTA	255	121	74	GREECE	68 283	11 163	6 886
TURKEY	17 778	1 614	989	PORTUGAL	29 994	5 424	3 379
LITHUANIA	3 754	376	234	SPAIN	251 611	29 676	18 414
POLAND	165 051	14 832	9 316	EU	6 659 122	705 669	436 704
CZECH REPUBL	104 667	11 033	6 894	CANARY IS	5 387	344	210
SLOVAKIA	10 035	1 094	680	ICELAND	3 354	573	361
HUNGARY	51 992	2 715	1 693	NORWAY	111 238	11 495	7 110
ROMANIA	2 368	226	139	SWEDEN	231 446	23 987	18 453
BULGARIA	10 920	176	106	FINLAND	144 569	20 762	12 845
UKRAINE	2 319	337	210	SWITZERLAND	1 174 525	73 473	45 581
BELARUS	715	121	75	AUSTRIA	1 575 392	135 978	84 461
RUSSIA	20 237	2 683	1 670	MALTA	1 184	224	133
SLOVENIA	2 035	161	99	TURKEY	161 631	21 552	13 228
CROATIA	6 980	694	441	ESTONIA	3 114	299	190
ALGERIA	120 676	1 795	1 086	LATVIA	6 194	823	512
TUNISIA	15 002	247	145	LITHUANIA	16 125	1 665	1 043
LIBYA	55 233	707	434	POLAND	400 314	35 020	21 873
EGYPT	201 702	3 824	2 381	CZECH REPUBL	260 647	33 983	21 402
GHANA	9 460	205	121	SLOVAKIA	46 196	13 446	8 442
NIGERIA	362 930	4 750	2 893	HUNGARY	88 403	13 531	8 352
S TOME PRINC	6 000	90	53	ROMANIA	60 447	9 308	5 852
CONGO	15 020	288	190	BULGARIA	34 323	6 636	4 175
SOUTH AFRICA	967	600	368	ALBANIA	1 145	132	83
USA	31 268	7 542	4 682	UKRAINE	27 217	3 395	2 098
CANADA	2 379	413	250	BELARUS	4 723	563	348
MEXICO	645	348	214	MOLDOVA	15 139	4 033	2 517
CUBA	1 426	112	64	RUSSIA	127 135	19 820	12 050
TRINIDAD TOB	48 736	1 019	637	KAZAKHSTAN	2 386	1 613	1 004
BRAZIL	57	148	92	SLOVENIA	71 210	10 608	6 583
CHILE	1 831	104	60	CRDATIA	23 453	3 382	2 113
ARGENTINA	270 415	2 811	1 712	MACEDONIA	13 101	2 016	1 236
IRAN	8	73	47	MOROCCO	36 612	4 228	2 573
ISRAEL	26 500	699	436	ALGERIA	39 542	5 626	3 560
SAUDI ARABIA	2 298	394	243	TUNISIA	20 444	4 462	2 810
QATAR	5 000	83	45	LIBYA	138 598	16 321	9 974
ARAB EMIRAT	27 523	489	300	EGYPT	102 534	12 203	7 538
PAKISTAN	3 020	56	33	SUDAN	3 588	586	372
THAILAND	738	93	58	MAURITANIA	800	107	66
INDONESIA	2 740	423	270	SENEGAL	1 647	199	127
MALAYSIA	196	53	32	GHANA	3 094	239	151
SINGAPORE	4 774	1 238	777	BENIN	532	75	48
SOUTH KOREA	2 025	752	464	NIGERIA	28 202	5 648	3 506
JAPAN	26 641	4 140	2 603	CAMEROON	4 949	516	328
TAIWAN	1 011	219	136	GABON	987	135	83
HONG KONG	1 285	477	294	ANGOLA	5 729	920	583
AUSTRALIA	86	80	52	ETHIOPIA	2 698	269	169
UNID COUNTR	7 579	173	99	KENYA	17 820	3 489	2 167
				TANZANIA	3 131	360	221
662 CLAY, REFRCT. CONSTR. MATRL				MADAGASCAR	184	45	30
IMPORTS	38 963 267	2 376 385	1 475 696	REUNION	780	123	75
FRANCE	5 193 970	276 087	170 519	MAURITIUS	1 135	108	70
BELGIUM LUX	2 578 862	96 243	59 995	ZAMBIA	1 240	660	414
NETHERLANDS	8 042 831	287 613	180 206	ZIMBABWE	2 328	311	190
ITALY	10 428 805	1 082 438	671 584	SOUTH AFRICA	124 248	19 012	11 806
UNTD KINGDOM	263 437	22 814	14 196	NAMIBIA	908	111	68
IRELAND	47 601	5 118	3 199	USA	407 500	59 984	36 712
DENMARK	2 136 459	43 219	26 857	CANADA	52 271	7 036	4 359
GREECE	10 143	875	536	MEXICO	114 905	21 672	13 511
PORTUGAL	314 654	30 728	19 360	GUATEMALA	5 661	816	518
SPAIN	1 405 593	150 194	93 398	HONDURAS	2 704	282	182
EU	30 422 355	1 995 329	1 239 850	EL SALVADOR	1 601	159	99
NORWAY	180 594	8 860	5 486	NICARAGUA	1 454	147	92
SWEDEN	83 022	6 218	3 850	COSTA RICA	1 388	143	85
FINLAND	12 714	670	413	GUADELOUPE	1 357	114	72
SWITZERLAND	479 668	30 499	18 951	MARTINIQUE	976	144	92
AUSTRIA	884 058	83 718	51 606	JAMAICA	6 167	855	504
SAN MARINO	2 312	350	224	TRINIDAD TOB	5 714	832	501
TURKEY	892 949	61 103	37 631	NETH ANTILL	1 461	149	89
POLAND	395 283	9 867	6 227	COLOMBIA	30 050	3 649	2 259
CZECH REPUBL	4 380 767	68 584	42 769	VENEZUELA	102 986	19 582	11 687
SLOVAKIA	332 245	20 593	12 792	SURINAME	572	60	37
HUNGARY	183 957	21 192	13 044	ECUADOR	8 839	1 081	685
BULGARIA	105 826	6 666	4 076	PERU	15 104	3 036	1 818
SLOVENIA	97 488	5 562	3 440	BRAZIL	14 657	3 273	2 035
CROATIA	53 963	8 180	5 044	CHILE	19 307	2 997	1 834
MACEDONIA	49 891	3 357	2 109	BOLIVIA	4 538	424	253
MOROCCO	266	78	49	URUGUAY	464	90	59
ALGERIA	1 520	285	183	ARGENTINA	62 104	17 793	11 251
EGYPT	1 257	72	45	CYPRUS	10 958	1 366	834
SOUTH AFRICA	1 319	122	79	LEBANON	21 339	2 532	1 567
USA	15 469	7 821	4 793	SYRIA	1 336	1 336	836
CANADA	14 562	1 154	727	IRAN	71 101	10 414	6 470
BRAZIL	261 950	18 791	11 621	ISRAEL	46 415	6 320	3 846
				JORDAN	29 511	3 034	1 763
				SAUDI ARABIA	217 476	26 367	16 103

6 IMPORTS AND EXPORTS (SPECIAL TRADE) BY GROUPS OF THE SITC-REV. III AND BY COUNTRIES OF PRODUCTION AND CONSUMPTION 1994

GROUP COUNTRY	DT = 100 KG	1 000 DM	1 000 \$	GROUP COUNTRY	DT = 100 KG	1 000 DM	1 000 \$
KUWAIT	28 019	3 661	2 232	EU	11 812 333	1 340 584	829 358
BAHRAIN	7 245	2 646	1 649	CANARY IS	1 632	504	309
QATAR	16 054	2 660	1 680	ICELAND	2 129	1 058	646
ARAB EMIRAT	108 669	12 166	7 534	NORWAY	40 006	21 161	13 133
OMAN	5 591	866	529	SWEDEN	155 445	69 563	42 883
YEMEN	7 024	632	394	FINLAND	29 570	23 388	14 483
PAKISTAN	57 552	5 405	3 351	SWITZERLAND	2 747 834	200 824	124 626
INDIA	86 228	12 700	7 690	AUSTRIA	1 697 230	236 715	146 783
BANGLADESH	1 110	316	199	MALTA	2 789	1 253	786
SRI LANKA	2 329	319	196	TURKEY	47 125	25 496	15 733
NEPAL	2 151	235	138	ESTONIA	1 482	507	312
MYANMAR	6 960	880	554	LATVIA	9 797	1 566	961
THAILAND	161 144	22 243	13 748	LITHUANIA	10 965	1 599	989
LAOS	2 145	800	459	POLAND	282 151	48 540	30 110
VIETNAM	31 967	3 556	2 252	CZECH REPUB	253 657	58 530	36 181
INDONESIA	242 655	38 970	24 300	SLOVAKIA	24 443	9 448	5 806
MALAYSIA	98 614	15 424	9 614	HUNGARY	71 258	25 050	15 504
BRUNEI	6 108	568	346	ROMANIA	8 399	5 813	3 617
SINGAPORE	95 663	9 764	6 000	BULGARIA	8 325	2 945	1 828
PHILIPPINES	13 723	2 228	1 374	ALBANIA	184	62	40
MONGOLIA	2 850	134	79	UKRAINE	8 215	2 150	1 333
CHINA	36 268	8 071	4 915	BELARUS	4 071	1 562	971
SOUTH KOREA	105 085	20 807	12 958	MOLDOVA	991	449	277
JAPAN	39 058	6 944	4 305	RUSSIA	84 761	19 644	12 257
TAIWAN	189 153	34 225	21 118	AZERBAIJAN	29	47	30
HONG KONG	66 295	11 525	7 140	KAZAKHSTAN	1 049	232	143
AUSTRALIA	71 367	11 800	7 299	TURKMENISTAN	3 549	181	105
NEW ZEALAND	5 753	1 049	645	UZBEKISTAN	14	76	47
NEW CALEDON	513	145	88	TADJIKISTAN	113	54	33
FIJI	2 292	306	192	SLOVENIA	69 770	14 678	9 073
UNID COUNTR	4 996	468	286	CROATIA	16 530	5 502	3 393
				BOS HERZEGOV	150	65	41
663 MINERAL MANUFACTURES, NES				MACEDONIA	2 159	1 159	716
IMPORTS	30 554 069	2 106 903	1 306 326	MOROCCO	4 409	1 067	651
FRANCE	3 084 931	203 272	125 866	ALGERIA	3 500	2 613	1 646
BELGIUM LUX	2 539 490	223 622	138 761	TUNISIA	4 691	1 511	923
NETHERLANDS	4 166 929	207 390	128 701	LIBYA	4 998	2 186	1 289
ITALY	1 244 789	139 148	85 935	EGYPT	8 131	5 070	3 084
UNTD KINGDOM	269 017	129 397	80 137	SUDAN	155	140	87
IRELAND	3 377	7 994	4 894	MAURITANIA	7	78	46
DENMARK	5 981 144	225 930	140 513	IVORY COAST	436	648	394
GREECE	5 665	12 667	7 785	GHANA	1 044	418	248
PORTUGAL	26 284	7 843	4 850	NIGERIA	7 079	3 135	1 888
SPAIN	126 183	37 868	23 409	CAMEROON	177	247	155
EU	17 447 789	1 195 131	740 851	CENT AFR REP	22	80	48
ICELAND	15 411	1 496	946	GABON	172	246	150
NORWAY	179 903	13 447	8 359	CONGO	107	128	80
SWEDEN	784 906	51 192	31 910	ZAIRE	53	67	44
FINLAND	119 796	23 417	14 474	BURUNDI	31	64	39
SWITZERLAND	158 942	71 873	44 515	ETHIOPIA	792	525	323
AUSTRIA	2 851 173	230 441	142 843	KENYA	638	339	209
TURKEY	33 984	4 878	3 097	UGANDA	90	123	75
LITHUANIA	1 819	125	82	TANZANIA	5 547	2 587	1 631
POLAND	2 888 149	52 605	32 767	REUNION	100	96	57
CZECH REPUB	4 417 818	93 036	57 921	MAURITIUS	629	315	193
SLOVAKIA	1 007 878	17 871	11 147	ZAMBIA	83	122	76
HUNGARY	75 125	12 413	7 646	ZIMBABWE	359	297	192
ROMANIA	859	413	256	SOUTH AFRICA	47 079	30 449	18 906
BULGARIA	92	92	56	USA	144 402	202 951	125 310
UKRAINE	966	86	52	CANADA	26 568	22 217	13 746
RUSSIA	2 754	485	289	ST PIERRE	209	201	128
SLOVENIA	305 335	33 560	20 820	MEXICO	14 980	13 571	8 431
CROATIA	42 389	3 375	2 060	GUATEMALA	1 546	1 579	987
MACEDONIA	1 892	817	512	HONDURAS	421	419	256
MOROCCO	758	386	243	EL SALVADOR	931	762	489
EGYPT	892	81	53	COSTA RICA	1 370	1 163	716
KENYA	85	51	30	PANAMA	197	179	105
MADAGASCAR	4	87	52	CUBA	132	229	138
SOUTH AFRICA	2 502	1 932	1 191	HAITI	352	224	135
USA	97 998	115 072	71 068	DOMINIC REP	1 730	1 623	990
CANADA	6 984	4 140	2 576	GUADELOUPE	139	118	73
GUATEMALA	113	108	66	MARTINIQUE	29	133	79
PERU	39	76	48	JAMAICA	23	59	35
BRAZIL	10 870	7 549	4 644	NETH ANTILL	44	70	42
URUGUAY	30	111	67	COLOMBIA	2 905	1 899	1 181
CYPRUS	649	108	68	VENEZUELA	13 639	5 482	3 454
ISRAEL	2 463	3 943	2 454	GUYANA	204	59	36
SAUDI ARABIA	129	59	38	ECUADOR	1 184	1 153	701
INDIA	1 772	1 966	1 227	PERU	1 852	1 427	880
THAILAND	15 893	2 152	1 318	BRAZIL	13 431	24 898	15 432
VIETNAM	3 905	785	473	CHILE	4 125	3 437	2 144
INDONESIA	408	66	42	BOLIVIA	541	160	98
MALAYSIA	9 355	1 122	683	PARAGUAY	217	219	134
PHILIPPINES	2 327	1 573	974	URUGUAY	538	575	356
CHINA	33 538	20 863	13 010	ARGENTINA	8 206	9 355	5 796
NORTH KOREA	9	101	59	CYPRUS	5 031	1 990	1 222
SOUTH KOREA	6 003	47 133	29 382	LEBANON	5 295	2 242	1 376
JAPAN	12 628	85 510	52 776	SYRIA	2 842	2 413	1 475
TAIWAN	3 234	3 436	2 118	IRAN	32 801	30 233	18 754
HONG KONG	315	285	174	ISRAEL	16 634	14 585	8 975
AUSTRALIA	873	919	568	JORDAN	2 889	1 398	855
EXPORTS	18 177 093	2 765 604	1 711 098	SAUDI ARABIA	30 099	12 766	7 792
FRANCE	3 210 225	355 645	220 039	KUWAIT	6 177	2 087	1 292
BELGIUM LUX	2 361 379	164 928	102 224	BAHRAIN	499	736	462
NETHERLANDS	4 374 461	213 183	131 577	QATAR	2 979	726	445
ITALY	912 089	231 335	143 176	ARAB EMIRAT	11 231	7 018	4 366
UNTD KINGDOM	380 601	201 975	124 886	OMAN	388	319	195
IRELAND	17 188	12 383	7 646	YEMEN	355	874	529
DENMARK	381 969	55 030	34 145	AFGHANISTAN	82	68	42
GREECE	28 931	12 919	7 984	PAKISTAN	7 320	5 580	3 484
PORTUGAL	31 487	20 339	12 597	INDIA	13 653	14 951	9 254
SPAIN	114 003	72 847	45 084	BANGLADESH	159	234	145
				SRI LANKA	1 530	1 413	875
				NEPAL	122	129	82
				MYANMAR	175	571	354
				THAILAND	21 887	17 141	10 625

6 IMPORTS AND EXPORTS (SPECIAL TRADE) BY GROUPS OF THE SITC-REV. III AND BY COUNTRIES OF PRODUCTION AND CONSUMPTION 1994

GROUP COUNTRY	DT = 100 KG	1 000 DM	1 000 \$	GROUP COUNTRY	DT = 100 KG	1 000 DM	1 000 \$
PORTUGAL	64 423	24 500	15 258	KENYA	178	183	109
SPAIN	63 507	24 607	15 260	TANZANIA	459	372	238
EU	3 351 655	656 240	405 020	MOZAMBIQUE	15	88	52
NORWAY	22 005	1 687	1 073	MAURITIUS	107	71	40
SWEDEN	5 521	6 918	4 287	ZIMBABWE	167	180	109
FINLAND	1 483	2 076	1 291	SOUTH AFRICA	9 388	6 602	4 118
SWITZERLAND	104 184	24 560	15 229	NAMIBIA	121	77	44
AUSTRIA	524 889	163 970	101 656	USA	296 318	213 586	132 461
TURKEY	109 058	39 202	24 174	CANADA	23 749	14 130	8 795
LATVIA	1 985	1 429	885	MEXICO	5 937	5 206	3 248
LITHUANIA	782	301	186	BERMUDA	96	158	100
POLAND	546 901	54 210	33 470	GUATEMALA	390	423	250
CZECH REPUB. L	863 210	88 638	54 913	HONDURAS	34	61	38
SLOVAKIA	185 660	18 317	11 318	EL SALVADOR	129	117	71
HUNGARY	59 441	17 339	10 719	NICARAGUA	63	75	43
ROMANIA	50 671	36 421	22 466	COSTA RICA	343	331	201
BULGARIA	2 038	1 004	620	PANAMA	1 278	1 130	691
UKRAINE	80	59	35	CUBA	56	109	70
BELARUS	1 319	708	458	HAITI	1 684	261	160
RUSSIA	15 280	1 550	962	BAHAMAS	23 916	2 068	1 281
SLOVENIA	40 269	10 705	6 641	DOMINIC REP	790	638	402
CROATIA	276 338	12 934	8 091	AM VIRGIN IS	50	143	91
MACEDONIA	6 121	3 387	2 105	GUADELOUPE	128	135	83
TUNISIA	128	243	149	ANTIGUA	95	68	42
EGYPT	237	381	236	MARTINIQUE	7 151	793	483
SOUTH AFRICA	305	198	127	JAMAICA	1 470	229	142
USA	13 080	21 771	13 486	TRINIDAD TOB	22	62	38
CANADA	1 748	388	239	NETH ANTILL	697	300	186
MEXICO	7 889	3 452	2 097	COLOMBIA	2 180	2 637	1 647
GUATEMALA	411	241	147	VENEZUELA	1 044	1 164	709
BRAZIL	5 612	5 424	3 313	ECUADOR	399	303	186
IRAN	1 110	459	282	PERU	1 299	957	592
ISRAEL	1 118	331	208	BRAZIL	8 991	5 889	3 670
PAKISTAN	1 398	848	526	CHILE	1 373	2 457	1 534
INDIA	18 232	11 796	7 348	BOLIVIA	95	175	106
THAILAND	4 100	4 420	2 736	PARAGUAY	861	966	605
VIETNAM	1 444	352	226	URUGUAY	464	533	330
INDONESIA	22 990	3 342	2 076	ARGENTINA	4 629	3 102	1 913
MALAYSIA	2 691	4 686	2 924	CYPRUS	1 542	917	562
SINGAPORE	31	51	31	LEBANON	1 954	1 938	1 182
PHILIPPINES	327	211	126	SYRIA	1 585	683	421
CHINA	55 794	25 950	15 864	IRAN	3 611	4 481	2 764
NORTH KOREA	16	72	44	ISRAEL	119 794	16 418	9 980
SOUTH KOREA	1 824	1 564	987	JORDAN	1 046	1 594	992
JAPAN	3 970	24 391	15 038	SAUDI ARABIA	5 566	4 969	3 045
TAIWAN	22 813	28 229	17 357	KUWAIT	760	1 249	772
HONG KONG	365	370	221	BAHRAIN	229	295	186
AUSTRALIA	113	479	300	QATAR	371	1 345	853
EXPORTS	8 815 091	1 709 552	1 058 804	ARAB EMIRAT	19 920	5 499	3 391
FRANCE	3 151 757	311 304	192 522	OMAN	263	319	195
BELGIUM LUX	867 456	95 360	59 101	AFGHANISTAN	138	116	74
NETHERLANDS	1 876 536	200 950	124 624	PAKISTAN	761	793	494
ITALY	231 726	76 409	47 376	INDIA	2 083	3 321	2 067
UNTD KINGDOM	326 600	79 638	49 276	BANGLADESH	727	317	196
IRELAND	18 657	9 580	5 990	SRI LANKA	226	289	180
DENMARK	160 609	37 544	23 223	NEPAL	201	178	110
GREECE	25 050	16 558	10 177	MYANMAR	47	65	43
PORTUGAL	8 767	8 156	5 023	THAILAND	3 826	5 510	3 453
SPAIN	57 353	41 716	25 840	INDONESIA	2 981	3 036	1 892
EU	6 724 511	877 215	543 152	MALAYSIA	3 381	3 781	2 345
CANARY IS	1 754	932	571	SINGAPORE	7 083	8 756	5 436
CEUTA MEL	125	106	64	PHILIPPINES	812	1 138	708
ICELAND	6 179	1 684	1 063	CHINA	5 241	1 550	967
NORWAY	20 764	11 583	7 222	SOUTH KOREA	4 834	12 387	7 687
SWEDEN	84 635	41 177	25 512	JAPAN	22 781	35 290	21 857
FINLAND	30 230	12 047	7 436	TAIWAN	4 190	13 066	8 053
SWITZERLAND	405 364	108 576	67 256	HONG KONG	11 852	18 150	11 266
AUSTRIA	488 239	128 996	79 817	AUSTRALIA	22 114	17 964	11 222
ANDORRA	151	175	108	PAPUA NEW G	75	48	30
MALTA	1 826	466	284	NEW ZEALAND	15 953	3 023	1 877
TURKEY	14 251	6 163	3 826	NEW CALEDON	1 556	236	152
ESTONIA	319	200	121	FR POLYNESIA	111	78	45
LATVIA	2 325	1 773	1 119	UNID COUNTR	1 905	970	591
LITHUANIA	1 568	531	320	666 POTTERY			
POLAND	55 394	13 353	8 270	IMPORTS	1 677 829	729 848	450 015
CZECH REPUB. L	65 266	16 951	10 518	FRANCE	29 708	23 424	14 436
SLOVAKIA	1 652	1 109	671	BELGIUM LUX	29 323	44 829	27 504
HUNGARY	101 377	18 914	11 581	NETHERLANDS	67 686	22 795	14 038
ROMANIA	20 081	2 469	1 539	ITALY	182 462	83 801	51 831
BULGARIA	2 377	1 140	713	UNTD KINGDOM	59 236	39 014	24 102
UKRAINE	2 062	1 343	845	IRELAND	359	505	313
BELARUS	1 339	1 061	651	DENMARK	6 569	8 030	5 011
RUSSIA	36 707	8 772	5 477	GREECE	5 723	2 237	1 359
KAZAKHSTAN	213	160	99	PORTUGAL	192 006	84 092	51 959
KYRGHYZSTAN	1 422	146	95	SPAIN	6 349	4 918	3 060
SLOVENIA	12 691	3 466	2 151	EU	579 421	313 645	193 613
CROATIA	42 547	5 064	3 165	NORWAY	72	134	82
BOS HERZEGOV	5 676	285	183	SWEDEN	569	1 263	792
SERB MONTNEG	1 430	312	196	FINLAND	295	464	275
MACEDONIA	4 596	656	413	SWITZERLAND	2 185	7 223	4 491
MOROCCO	5 336	1 301	793	AUSTRIA	2 752	5 773	3 579
ALGERIA	59	133	84	TURKEY	8 725	4 615	2 858
TUNISIA	749	870	531	LITHUANIA	840	282	183
LIBYA	96	248	149	POLAND	43 666	16 863	10 424
EGYPT	1 630	2 099	1 301	CZECH REPUB. L	63 720	38 662	24 096
SUDAN	156	137	81	SLOVAKIA	233	156	95
MALI	8	148	93	HUNGARY	6 551	6 316	3 894
SENEGAL	475	123	81	ROMANIA	62 752	18 077	11 157
IVORY COAST	109	53	33	BULGARIA	5 912	1 582	991
GHANA	838	209	132	UKRAINE	694	117	73
BENIN	28	97	58	RUSSIA	4 800	1 770	1 097
NIGERIA	512	393	236	SLOVENIA	3 139	1 355	849
CAMEROON	900	123	76	CROATIA	193	114	68
ETHIOPIA	100	282	176				

6 IMPORTS AND EXPORTS (SPECIAL TRADE) BY GROUPS OF THE SITC-REV. III AND BY COUNTRIES OF PRODUCTION AND CONSUMPTION 1994

GROUP COUNTRY	DT = 100 KG	1 000 DM	1 000 \$	GROUP COUNTRY	DT = 100 KG	1 000 DM	1 000 \$
MACEDONIA	773	331	191	SYRIA	45	174	110
MOROCCO	440	226	141	ISRAEL	26 424	15 194	9 257
TUNISIA	829	202	122	JORDAN	97	517	318
EGYPT	107	77	43	SAUDI ARABIA	1 219	3 239	1 986
SOUTH AFRICA	51	140	87	KUWAIT	315	787	488
USA	1 871	3 798	2 347	BAHRAIN	53	127	79
MEXICO	1 105	2 614	1 658	QATAR	69	199	130
GUATEMALA	105	123	76	ARAB EMIRAT	1 066	2 335	1 445
EL SALVADOR	15	54	32	OMAN	67	156	95
COLOMBIA	545	108	66	YEMEN	41	110	66
PERU	260	584	361	THAILAND	152	463	292
BRAZIL	33 700	8 788	5 384	INDONESIA	153	388	237
CHILE	102	214	135	MALAYSIA	289	737	452
BOLIVIA	47	45	30	SINGAPORE	727	1 968	1 202
URUGUAY	56	122	71	PHILIPPINES	73	231	143
IRAN	1 115	260	163	CHINA	35	72	46
ISRAEL	43	166	102	SOUTH KOREA	738	2 484	1 556
PAKISTAN	242	54	34	JAPAN	5 631	39 234	24 336
INDIA	933	550	329	TAIWAN	370	1 067	655
SRI LANKA	3 127	4 396	2 702	HONG KONG	1 365	4 398	2 724
THAILAND	84 112	23 559	14 398	MACAO	49	71	42
VIETNAM	72 754	13 769	8 375	AUSTRALIA	2 829	5 647	3 506
INDONESIA	10 163	4 191	2 562	NEW ZEALAND	582	1 057	657
MALAYSIA	65 006	6 086	3 716	FIJI	62	104	66
SINGAPORE	803	497	312	SHIPS SUPPL	27	1 219	786
PHILIPPINES	32 955	17 765	10 832	UNID COUNTR	250	386	236
CHINA	478 052	132 562	81 517				
SOUTH KOREA	9 416	4 239	2 656	667 PEARLS,PRECIOUS STONES			
JAPAN	8 942	21 631	13 384	IMPORTS	15 155	775 351	479 197
TAIWAN	78 511	62 160	38 274	FRANCE	1	1 744	1 086
HONG KONG	3 972	1 571	956	BELGIUM LUX	1	210 875	130 323
AUSTRALIA	32	104	63	NETHERLANDS	1	2 148	1 337
EXPORTS	561 395	717 279	443 539	ITALY	4	2 406	1 464
FRANCE	52 525	51 812	31 833	UNTD KINGDOM	2	3 432	2 108
BELGIUM LUX	46 065	56 972	35 445	IRELAND		843	531
NETHERLANDS	44 181	50 417	31 275	DENMARK	21	97	61
ITALY	88 209	119 090	72 971	PORTUGAL		52	31
UNTD KINGDOM	18 446	19 401	12 017	SPAIN	1	744	451
IRELAND	365	897	562	EU	32	222 382	137 415
DENMARK	20 630	13 118	8 082	ICELAND		407	258
GREECE	7 893	8 469	5 203	SWEDEN	4	630	404
PORTUGAL	1 679	2 403	1 478	SWITZERLAND	123	55 105	33 934
SPAIN	11 894	16 371	10 158	AUSTRIA	2	2 983	1 832
EU	291 687	338 950	209 024	POLAND	1	138	83
CANARY IS	169	246	151	CZECH REPUB	62	310	190
ICELAND	408	887	555	HUNGARY		130	84
NORWAY	8 092	10 858	6 799	UKRAINE	1	98	61
SWEDEN	19 582	26 312	16 347	RUSSIA	290	51 972	32 886
FINLAND	3 312	3 286	2 043	KAZAKHSTAN	30	52	33
SWITZERLAND	51 414	62 659	38 886	MALI	74	523	337
AUSTRIA	52 111	64 628	40 041	GHANA		148	85
ANDORRA	34	70	41	NIGERIA	314	2 848	1 765
MALTA	96	293	178	ZAIRE	14	48	30
SAN MARINO	795	818	525	KENYA	20	3 093	1 907
TURKEY	1 695	2 834	1 738	TANZANIA	136	7 557	4 761
ESTONIA	72	92	56	MOZAMBIQUE	11	1 395	874
LATVIA	222	353	215	MADAGASCAR	309	2 306	1 424
LITHUANIA	224	203	120	ZAMBIA	136	1 428	881
POLAND	2 241	1 872	1 142	ZIMBABWE	13	151	93
CZECH REPUB	40 705	30 783	19 266	SOUTH AFRICA	1 415	4 141	2 527
SLOVAKIA	209	149	93	USA	914	24 222	14 783
HUNGARY	2 619	1 524	944	MEXICO	7	1 043	628
BULGARIA	147	84	51	NICARAGUA		77	47
UKRAINE	639	420	258	DOMINIC REP		227	137
BELARUS	145	201	121	COLOMBIA		5 214	3 256
RUSSIA	3 142	4 922	3 030	VENEZUELA	8	140	87
AZERBAIJAN	5	56	35	PERU	222	241	152
KAZAKHSTAN	64	87	56	BRAZIL	8 798	23 091	14 267
SLOVENIA	1 936	1 385	858	URUGUAY	103	219	136
CROATIA	1 805	1 502	947	ISRAEL		85 605	52 924
MOROCCO	440	603	378	ARAB EMIRAT		89	53
EGYPT	451	736	462	AFGHANISTAN	13	137	85
SUDAN	94	274	161	PAKISTAN	403	2 932	1 829
NIGERIA	54	118	73	INDIA	359	80 263	49 384
ETHIOPIA	24	65	40	SRI LANKA	8	2 718	1 677
KENYA	33	86	53	THAILAND	30	55 447	34 067
MAURITIUS	88	82	48	INDONESIA		69	44
SOUTH AFRICA	1 027	1 447	902	SINGAPORE		545	332
USA	21 947	57 123	35 244	CHINA	462	6 548	4 076
CANADA	2 319	4 671	2 888	SOUTH KOREA		115	69
MEXICO	1 467	1 899	1 171	JAPAN	74	95 435	58 732
BERMUDA	59	508	317	TAIWAN	18	874	534
EL SALVADOR	25	95	60	HONG KONG	384	24 460	15 141
COSTA RICA	115	105	66	AUSTRALIA	252	6 866	4 325
PANAMA	179	534	333	NEW ZEALAND		116	71
BAHAMAS	294	561	353	FR POLYNESIA		248	154
DOMINIC REP	11	65	40	EXPORTS	2 878	516 883	320 346
AM VIRGIN IS	50	409	257	FRANCE	25	10 619	6 577
ANTIGUA	110	88	53	BELGIUM LUX	6	49 202	30 854
CAYMAN IS	26	123	76	NETHERLANDS	48	3 759	2 337
JAMAICA	58	275	168	ITALY	62	16 362	10 076
BARBADOS	33	103	63	UNTD KINGDOM	361	9 657	5 905
ARUBA	12	140	86	IRELAND	1	63	37
NETH ANTILL	109	483	300	DENMARK	33	1 877	1 171
COLOMBIA	397	757	474	GREECE	27	1 301	782
VENEZUELA	531	1 026	638	PORTUGAL		635	390
ECUADOR	123	333	211	SPAIN	12	3 594	2 238
PERU	39	106	68	EU	575	97 069	60 367
BRAZIL	588	828	516	CANARY IS		110	67
CHILE	33	71	46	NORWAY	7	660	415
PARAGUAY	119	307	200	SWEDEN	1	778	485
ARGENTINA	388	711	440	FINLAND	13	929	575
CYPRUS	1 201	1 628	981				
LEBANON	2 128	2 269	1 431				

6 IMPORTS AND EXPORTS (SPECIAL TRADE) BY GROUPS OF THE SITC-REV. III AND BY COUNTRIES OF PRODUCTION AND CONSUMPTION 1994

GROUP COUNTRY	DT = 100 KG	1 000 DM	1 000 \$	GROUP COUNTRY	DT = 100 KG	1 000 DM	1 000 \$
SWITZERLAND	133	103 169	64 083	INDONESIA	49 661	9 969	6 372
AUSTRIA	226	16 314	10 169	CHINA	413 799	54 957	34 361
ANDORRA		79	51	JAPAN	6 234	2 892	1 790
TURKEY	40	1 511	952	HONG KONG	4 801	521	325
POLAND	67	988	608	AUSTRALIA	4 461	4 661	2 903
CZECH REPUB	67	923	575	NEW CALEDON	327 771	106 522	65 553
HUNGARY	5	534	324	EXPORTS	3 280 391	384 906	237 226
BULGARIA		67	45	FRANCE	1 132 048	89 927	55 301
RUSSIA	13	3 020	1 803	BELGIUM LUX	430 423	49 402	30 649
SLOVENIA	3	477	300	NETHERLANDS	177 300	21 101	13 060
CRDATIA	1	72	45	ITALY	511 155	44 293	27 103
BOS HERZEGOV		66	42	UNTD KINGDOM	105 695	22 060	13 543
MACEDONIA	3	247	90	IRELAND		413	123
MALI		186	107	DENMARK	29 708	3 481	2 133
GHANA	8	303	178	GREECE	20 484	1 009	613
NIGERIA		109	68	PORTUGAL	76 151	3 299	2 032
KENYA		187	108	SPAIN	89 949	10 981	6 761
MAURITIUS		1 281	815	EU	2 573 326	245 676	151 269
SOUTH AFRICA	95	93 794	57 476	NORWAY		7 908	500
USA	3	790	486	SWEDEN	60 435	17 013	10 427
CANADA	3	104	66	FINLAND	16 768	4 376	2 727
MEXICO	4	352	232	SWITZERLAND	99 383	10 562	6 542
DOMINIC REP		97	60	AUSTRIA	149 969	21 214	13 154
AM VIRGIN IS		258	161	TURKEY	15 808	1 800	1 112
COLOMBIA		298	187	POLAND	22 056	3 456	2 141
VENEZUELA	52	457	284	CZECH REPUB	22 529	4 316	2 657
BRAZIL		55	35	SLOVAKIA	1 910	1 111	691
PARAGUAY		1 688	1 077	HUNGARY	7 580	1 454	898
ARGENTINA	3	389	240	ROMANIA	6 230	911	576
CYPRUS		539	338	BULGARIA		302	90
LEBANON	1	10 825	6 695	RUSSIA	2 529	563	346
ISRAEL	19	975	594	SLOVENIA	27 544	3 541	2 206
SAUDI ARABIA	1	60	37	CRDATIA	2 565	438	270
BAHRAIN	10	135	80	MACEDONIA		348	66
QATAR	2	3 896	2 387	MOROCCO	5 863	498	300
ARAB EMIRAT	4	117	73	ALGERIA	21 983	1 077	663
OMAN	342	417	261	EGYPT	922	175	108
PAKISTAN	16	3 877	2 380	CAMEROON	1 600	53	32
INDIA	88	596	361	SOUTH AFRICA	1 357	409	255
SRI LANKA	2	29 228	18 044	USA	83 654	31 692	19 412
THAILAND		245	147	CANADA	7 437	2 164	1 345
INDONESIA		1 730	1 093	MEXICO	1 125	308	189
MALAYSIA		2 280	1 393	GUATEMALA	17	52	34
SINGAPORE	275	2 256	1 404	EL SALVADOR	658	77	48
PHILIPPINES	318	855	542	CUBA	655	92	57
CHINA		1 531	937	DOMINIC REP	354	81	49
SOUTH KOREA	9	47 661	29 343	COLOMBIA	4 728	836	399
JAPAN	70	1 324	833	VENEZUELA	2 499	699	436
TAIWAN	426	78 420	49 208	ECUADOR	502	120	72
HONG KONG	36	1 632	988	PERU	2 205	552	338
AUSTRALIA		48	31	BRAZIL	5 483	1 514	946
NEW ZEALAND		222	132	CHILE	494	74	46
UNID COUNTR				ARGENTINA	5 039	1 331	829
671 PIG IRON, SPIEGELEISN, ETC				SYRIA	122	68	39
IMPORTS	14 802 716	1 537 108	955 032	IRAN	6 252	1 520	934
FRANCE	793 491	90 912	56 269	ISRAEL	1 395	446	271
BELGIUM LUX	147 738	46 840	29 225	SAUDI ARABIA	456	115	73
NETHERLANDS	598 422	21 427	13 627	BAHRAIN	495	69	42
ITALY	74 454	7 688	4 778	ARAB EMIRAT	3 723	158	98
UNTD KINGDOM	245 882	38 104	23 375	PAKISTAN	25 894	766	486
DENMARK	4 947	451	281	INDIA	2 294	970	614
GREECE	266 589	52 805	32 965	THAILAND	2 283	881	540
SPAIN	174 509	13 414	8 445	INDONESIA	6 011	1 290	803
EU	2 306 325	271 664	168 979	MALAYSIA	738	397	256
CANARY IS	5 000	405	248	BRUNEI	60	66	43
ICELAND	996	93	60	SINGAPORE	1 637	1 324	812
NORWAY	2 395 052	229 285	142 069	PHILIPPINES	1 496	385	230
SWEDEN	501 716	64 078	39 661	CHINA	1 421	389	244
FINLAND	11 757	1 138	687	SOUTH KOREA	5 430	1 877	1 141
SWITZERLAND	2 488	840	520	JAPAN	27 138	9 151	5 676
AUSTRIA	53 929	35 735	22 015	TAIWAN	14 752	2 491	1 551
TURKEY	5 073	642	406	HONG KONG	301	67	41
ESTONIA	25 556	2 990	1 773	AUSTRALIA	10 714	2 887	1 792
LATVIA	17 842	1 405	892	NEW ZEALAND	771	206	129
LITHUANIA	2 897	380	240	UNID COUNTR	577	64	40
POLAND	370 652	12 495	7 823	672 INGOTS ETC. IRON OR STEEL			
CZECH REPUB	782 869	29 220	17 964	IMPORTS	13 775 253	1 235 921	767 295
SLOVAKIA	494 908	40 876	25 289	FRANCE	925 067	85 174	52 672
HUNGARY	11 655	769	480	BELGIUM LUX	3 102 441	485 266	299 477
ROMANIA	59 104	5 348	3 394	NETHERLANDS	1 297 523	64 123	40 171
BULGARIA	3 985	597	356	ITALY	496 594	43 076	26 803
ALBANIA	40 049	2 933	1 898	UNTD KINGDOM	2 133 501	235 289	145 138
UKRAINE	149 194	13 586	8 482	DENMARK	94 052	4 958	3 045
BELARUS	11 796	1 318	837	SPAIN	31 571	5 987	3 789
MOLDOVA	1 728	740	454	EU	8 081 056	923 925	571 127
RUSSIA	2 128 485	256 403	160 748	SWEDEN	111 600	26 281	16 232
KAZAKHSTAN	330 796	26 989	16 589	FINLAND	98 202	4 294	2 712
TADJIKISTAN	13 503	1 324	855	SWITZERLAND	11 519	1 871	1 125
SLOVENIA	64 774	6 954	4 333	AUSTRIA	348 842	27 390	17 107
CRDATIA	980	202	128	TURKEY	93 098	7 016	4 511
MACEDONIA	94 298	11 770	7 402	POLAND	1 088 143	36 063	23 199
EGYPT	211 590	19 101	11 793	CZECH REPUB	2 444 212	89 970	55 895
ZIMBABWE	330 855	35 122	21 765	SLOVAKIA	75 773	2 708	1 723
SOUTH AFRICA	1 426 269	95 947	59 469	HUNGARY	136 014	7 107	4 557
USA	225 553	17 310	10 726	ROMANIA	1 219	136	89
CANADA	372 667	16 156	9 956	UKRAINE	152 974	6 958	4 430
MEXICO	34 371	3 932	2 538	RUSSIA	375 123	17 061	10 778
DOMINIC REP	128 808	40 470	25 190	SLOVENIA	67 681	4 783	3 005
VENEZUELA	4 250	305	199	CRDATIA		310	47
BRAZIL	1 185 800	91 112	56 387	USA	5 502	641	398
CHILE		232	139	CANADA		232	148
ARGENTINA	32 123	5 138	3 174				
INDIA	155 948	12 548	7 789				

6 IMPORTS AND EXPORTS (SPECIAL TRADE) BY GROUPS OF THE SITC-REV. III AND BY COUNTRIES OF PRODUCTION AND CONSUMPTION 1994

GROUP COUNTRY	DT = 100 KG	1 000 DM	1 000 \$	GROUP COUNTRY	DT = 100 KG	1 000 DM	1 000 \$
BRAZIL	386 357	25 256	15 962	EU	36 674 142	2 625 151	1 626 296
INDIA	373	114	76	ICELAND	4 716	429	270
TAIWAN	295 801	53 952	34 121	NORWAY	466 827	33 466	20 690
EXPORTS	16 787 231	946 974	586 747	SWEDEN	1 213 085	96 628	59 979
FRANCE	3 260 939	213 442	131 895	FINLAND	252 726	18 223	11 361
BELGIUM LUX	436 566	27 736	17 264	SWITZERLAND	2 414 379	191 967	119 507
NETHERLANDS	569 262	33 492	20 534	AUSTRIA	1 989 651	174 106	108 037
ITALY	1 283 737	96 238	60 480	MALTA	7 108	1 078	645
UNTD KINGDOM	416 938	28 171	17 345	TURKEY	631 749	42 166	25 655
IRELAND	25	77	46	ESTONIA	3 313	1 264	785
DENMARK	34 057	2 725	1 703	LATVIA	1 322	134	86
GREECE	3 178	320	202	LITHUANIA	666	79	50
PORTUGAL	22 425	7 643	4 756	POLAND	530 115	49 977	31 151
SPAIN	51 752	4 013	2 515	CZECH REPUB	545 413	49 830	30 655
EU	6 078 879	413 857	256 740	SLOVAKIA	84 571	7 749	4 871
ICELAND	595	63	38	HUNGARY	186 891	19 119	11 901
NORWAY	824 310	32 297	19 636	ROMANIA	19 370	1 542	963
SWEDEN	126 906	9 564	6 066	BULGARIA	31 257	3 154	1 967
FINLAND	20 110	1 636	1 021	UKRAINE	70 112	5 485	3 499
SWITZERLAND	656 136	43 748	27 525	BELARUS	34 711	2 195	1 261
AUSTRIA	534 197	54 026	33 109	RUSSIA	699 591	45 414	27 291
TURKEY	1 981	263	159	KAZAKHSTAN	542	120	72
POLAND	23 317	2 163	1 342	TURKMENISTAN	1 035	66	44
CZECH REPUB	51 548	5 662	3 554	UZBEKISTAN	36 364	3 185	1 867
SLOVAKIA	84 934	2 818	1 704	SLOVENIA	172 612	16 226	10 063
HUNGARY	7 388	1 269	772	CROATIA	121 739	9 845	6 185
ROMANIA	6 900	1 144	718	MACEDONIA	4 937	614	391
RUSSIA	970 789	31 057	18 974	MOROCCO	212 228	13 806	8 519
SLOVENIA	15 456	1 644	1 030	ALGERIA	290 509	19 047	11 362
MOROCCO	354 264	12 561	7 881	TUNISIA	48 750	3 190	1 949
ALGERIA	8 024	819	478	LIBYA	9 095	581	338
EGYPT	3 500	107	62	EGYPT	343 774	24 733	15 133
NIGERIA	4 979	185	106	SUDAN	2 829	216	134
CAMEROON	4 657	342	211	IVORY COAST	47 280	3 126	1 910
SOUTH AFRICA	7 666	1 066	669	GHANA	5 085	476	302
USA	4 749 939	219 687	136 009	TOGO	24 350	2 310	1 468
CANADA	1 268 259	62 177	39 235	NIGERIA	662 871	67 742	41 534
MEXICO	6 700	529	312	CAMEROON	6 783	708	449
PERU	311	65	42	GABON	3 110	510	327
IRAN	772	98	60	CONGO	1 037	197	120
ISRAEL	309	69	44	ZAIRE	561	92	58
SAUDI ARABIA	5 373	793	493	ETHIOPIA	31 428	2 520	1 620
PAKISTAN	193	313	189	KENYA	263 466	17 706	10 793
INDIA	16 708	1 502	962	TANZANIA	22 395	1 369	789
THAILAND	469 604	17 441	10 534	MADAGASCAR	6 983	508	316
SINGAPORE	2 453	670	430	ZAMBIA	669	110	70
PHILIPPINES	160	65	43	ZIMBABWE	1 040	74	74
SOUTH KOREA	13 778	1 734	1 028	SOUTH AFRICA	195 567	17 225	10 579
TAIWAN	137 523	12 416	7 554	USA	6 417 695	454 651	281 959
HONG KONG	222 157	9 215	5 401	CANADA	1 900 977	100 661	63 682
AUSTRALIA	104 302	3 588	2 353	MEXICO	1 194 065	96 457	59 916
NEW ZEALAND	194	62	38	GUATEMALA	51 826	3 983	2 451
673 FLAT-ROLLED IRON ETC.				HONDURAS	32 528	2 428	1 486
IMPORTS	52 932 077	3 407 396	2 114 273	EL SALVADOR	35 608	2 502	1 516
FRANCE	5 040 900	389 560	241 159	NICARAGUA	6 546	356	209
BELGIUM LUX	12 080 061	835 927	519 325	COSTA RICA	26 348	2 061	1 267
NETHERLANDS	5 121 336	345 093	215 144	CUBA	4 563	379	228
ITALY	1 644 249	117 849	72 684	HAITI	17 337	1 434	861
UNTD KINGDOM	1 946 080	137 085	84 717	DOMINIC REP	11 538	788	492
DENMARK	793 236	49 896	30 945	JAMAICA	4 162	316	204
GREECE	49 961	4 054	2 465	TRINIDAD TOB	8 715	520	310
PORTUGAL	1 472	170	104	COLOMBIA	218 907	14 743	9 268
SPAIN	412 036	31 138	19 169	VENEZUELA	125 011	8 402	5 306
EU	27 083 331	1 910 772	1 185 712	ECUADOR	147 425	11 335	7 094
NORWAY	3 526	545	341	PERU	66 447	4 718	2 893
SWEDEN	2 809 100	181 213	111 415	BRAZIL	18 293	3 801	2 363
FINLAND	1 370 663	96 484	59 488	CHILE	55 899	3 675	2 234
SWITZERLAND	461 856	37 261	23 048	ARGENTINA	34 277	2 598	1 615
AUSTRIA	5 055 528	371 314	230 481	CYPRUS	393	52	33
TURKEY	203 194	9 823	6 336	LEBANON	1 337	91	56
POLAND	2 441 299	129 022	79 660	SYRIA	139 790	8 186	4 931
CZECH REPUB	2 113 114	112 242	69 627	IRAN	182 986	13 767	8 262
SLOVAKIA	2 627 007	135 214	83 634	ISRAEL	60 881	4 806	2 937
HUNGARY	1 531 563	87 876	54 544	JORDAN	36 639	2 233	1 384
ROMANIA	460 541	24 435	15 240	SAUDI ARABIA	747 730	46 957	28 321
BULGARIA	698 881	30 633	19 476	KUWAIT	30 765	2 024	1 239
UKRAINE	405 029	19 962	12 354	BAHRAIN	4 597	311	188
RUSSIA	5 044 504	218 233	136 968	QATAR	14 136	1 190	761
SLOVENIA	77 251	5 355	3 365	ARAB EMIRAT	219 716	16 128	10 151
LIBYA	35 712	1 646	1 075	OMAN	4 189	318	184
EGYPT	76 040	3 759	2 428	YEMEN	4 000	266	155
SOUTH AFRICA	80 844	5 179	3 221	PAKISTAN	403 642	20 372	12 689
USA	4 037	684	416	INDIA	2 753 296	169 909	105 227
BRAZIL	249 501	14 622	8 704	BANGLADESH	77 672	4 946	2 945
CHINA	11 207	987	572	SRI LANKA	2 129	155	91
SOUTH KOREA	71 710	5 020	3 052	THAILAND	273 718	10 990	6 725
JAPAN	14 477	4 901	2 984	VIETNAM	1 436	109	65
TAIWAN	328	50	31	INDONESIA	75 848	5 350	3 296
EXPORTS	64 728 601	4 679 351	2 898 190	MALAYSIA	7 695	1 139	698
FRANCE	8 186 244	623 621	385 868	SINGAPORE	81 129	7 452	4 639
BELGIUM LUX	5 144 342	381 375	236 164	PHILIPPINES	6 914	534	316
NETHERLANDS	4 882 472	388 162	240 788	CHINA	317 844	24 314	15 195
ITALY	6 361 729	411 661	254 214	NORTH KOREA	84	80	47
UNTD KINGDOM	4 750 956	348 576	216 277	SOUTH KOREA	419 403	31 016	19 379
IRELAND	28 411	2 939	1 811	JAPAN	5 122	2 003	1 232
DENMARK	1 327 944	106 170	66 053	TAIWAN	27 238	5 950	3 681
GREECE	118 192	8 728	5 283	HONG KONG	44 080	3 574	2 263
PORTUGAL	1 375 161	87 257	54 338	AUSTRALIA	26 477	3 116	1 932
SPAIN	4 498 691	266 662	165 500	NEW ZEALAND	582	73	47
				UNID COUNTR	3 535	372	224
				674 FLAT-ROLLED PLATED IRON			
				IMPORTS	20 455 163	2 178 794	1 349 529
				FRANCE	5 533 340	606 242	376 468

6 IMPORTS AND EXPORTS (SPECIAL TRADE) BY GROUPS OF THE SITC-REV. III AND BY COUNTRIES OF PRODUCTION AND CONSUMPTION 1994

GROUP COUNTRY	DT = 100 KG	1 000 DM	1 000 \$	GROUP COUNTRY	DT = 100 KG	1 000 DM	1 000 \$
BELGIUM LUX	6 195 961	615 519	383 027	PERU	6 166	623	381
NETHERLANDS	1 052 296	132 261	82 218	BRAZIL	46 195	5 753	3 526
ITALY	696 290	77 402	47 211	CHILE	14 334	1 407	854
UNTD KINGDOM	1 418 744	175 277	108 188	URUGUAY	2 314	351	220
DENMARK	28 958	4 313	2 721	ARGENTINA	34 236	3 793	2 382
GREECE	28 018	3 158	1 964	CYPRUS	35 208	2 819	1 703
PORTUGAL	13 347	1 484	886	LEBANON	24 977	3 057	1 927
SPAIN	268 556	26 622	16 385	SYRIA	28 717	1 270	785
EU	15 235 800	1 642 312	1 019 069	IRAN	328 311	34 181	20 976
NORWAY	658	73	43	ISRAEL	154 249	17 316	10 726
SWEDEN	373 240	36 645	22 561	JORDAN	46 763	4 546	2 857
FINLAND	243 045	27 951	17 260	SAUDI ARABIA	349 482	32 145	19 445
SWITZERLAND	45 416	7 838	4 837	KUWAIT	11 410	855	548
AUSTRIA	3 112 127	335 474	206 734	BAHRAIN	5 777	435	264
POLAND	301 930	23 837	14 846	QATAR	2 691	229	148
CZECH REPUB	18 164	1 486	919	ARAB EMIRAT	49 903	4 640	2 914
SLOVAKIA	577 869	45 384	27 749	YEMEN	37 136	3 363	2 047
HUNGARY	25 410	2 052	1 315	PAKISTAN	309 694	13 593	8 358
RUSSIA	16 362	1 255	798	INDIA	219 584	17 077	10 630
TURKMENISTAN	3 502	420	258	BANGLADESH	25 422	2 708	1 742
SOUTH AFRICA	101 866	7 261	4 386	SRI LANKA	55 951	5 997	3 745
USA	50 661	8 951	5 620	THAILAND	28 821	2 294	1 450
CANADA	4 997	594	381	INDONESIA	5 176	436	272
BRAZIL	211 843	19 068	11 674	MALAYSIA	31 023	4 522	2 802
SOUTH KOREA	19 822	2 415	1 472	SINGAPORE	19 380	4 234	2 622
JAPAN	86 167	13 600	8 344	CHINA	59 867	8 441	5 310
AUSTRALIA	24 840	1 950	1 123	SOUTH KOREA	72 453	7 807	4 812
EXPORTS	29 037 744	3 135 823	1 947 257	JAPAN	92 045	13 428	8 293
FRANCE	3 453 525	356 431	221 282	TAIWAN	10 689	1 491	923
BELGIUM LUX	2 278 316	288 760	179 408	HONG KONG	30 934	3 725	2 315
NETHERLANDS	2 686 913	330 919	205 261	AUSTRALIA	24 179	3 331	2 025
ITALY	1 544 295	167 834	104 284	NEW ZEALAND	2 538	371	234
UNTD KINGDOM	2 963 329	318 913	198 688	FR POLYNEsia	530	55	35
IRELAND	24 043	4 659	2 889	UNID COUNTR	712	109	62
DENMARK	578 687	67 813	41 872	675 FLAT-ROLLED, ALLOY STEEL			
GREECE	214 669	21 375	13 077	IMPORTS	5 797 223	1 687 528	1 049 046
PORTUGAL	287 375	27 037	16 636	FRANCE	999 096	312 713	195 477
SPAIN	1 965 159	194 451	121 184	BELGIUM LUX	775 621	223 092	138 814
EU	15 996 311	1 778 192	1 104 581	NETHERLANDS	123 300	36 438	22 877
ICELAND	9 153	997	628	ITALY	489 527	133 685	82 695
NORWAY	36 748	5 456	3 417	UNTD KINGDOM	430 415	125 010	77 722
SWEDEN	1 243 185	119 499	73 945	IRELAND	280	240	143
FINLAND	154 725	15 363	9 456	DENMARK	1 447	1 333	821
SWITZERLAND	729 568	89 349	55 546	SPAIN	583 745	170 838	106 405
AUSTRIA	1 671 996	177 978	110 693	EU	3 403 513	1 003 387	624 978
MALTA	8 734	1 486	906	NORWAY	98	57	32
TURKEY	217 693	23 681	14 362	SWEDEN	1 153 451	316 199	195 934
ESTONIA	267	51	32	FINLAND	459 699	136 576	84 835
LITHUANIA	1 277	231	144	SWITZERLAND	15 297	6 964	4 331
POLAND	149 649	19 914	12 402	AUSTRIA	359 331	104 184	64 480
CZECH REPUB	142 879	17 286	10 774	TURKEY	1 802	407	254
SLOVAKIA	41 162	5 630	3 512	POLAND	29 563	6 369	3 891
HUNGARY	84 595	13 334	8 349	CZECH REPUB	12 866	4 527	2 873
ROMANIA	4 118	717	443	SLOVAKIA	16 403	1 551	971
BULGARIA	3 018	563	354	HUNGARY	31 318	8 595	5 433
UKRAINE	504	94	57	ROMANIA	65 352	16 816	10 472
RUSSIA	10 006	2 119	1 290	UKRAINE	632	118	76
UZBEKISTAN	17 109	3 660	2 257	RUSSIA	35 286	4 963	3 030
TADJIKISTAN	1 000	229	135	SLOVENIA	67 731	9 055	5 649
SLOVENIA	78 100	11 371	7 080	CAMEROON	384	85	50
CRDATIA	16 999	2 589	1 606	SOUTH AFRICA	5 123	1 440	872
MACEDONIA	865	389	244	USA	31 773	21 798	13 500
MOROCCO	93 369	11 971	7 441	CANADA	100	81	49
ALGERIA	10 452	1 425	843	MEXICO	4 870	1 586	1 010
TUNISIA	47 515	3 678	2 256	BRAZIL	8 176	2 958	1 823
LIBYA	34 646	2 636	1 582	BANGLADESH	198	60	38
EGYPT	135 550	16 526	10 043	SINGAPORE	306	285	177
SUDAN	495	70	41	CHINA	231	156	90
BURKINA FASO	434	101	59	SOUTH KOREA	1 339	513	304
IVORY COAST	1 779	203	120	JAPAN	91 359	38 427	23 667
GHANA	6 872	1 416	883	TAIWAN	140	92	57
NIGERIA	10 414	1 498	915	HONG KONG	449	171	102
CONGO	2 259	323	199	EXPORTS	19 072 195	4 079 117	2 531 137
ZAIRE	2 829	647	406	FRANCE	1 557 972	279 283	173 401
ANGOLA	1 141	124	77	BELGIUM LUX	2 983 358	697 488	435 016
ETHIOPIA	5 876	634	390	NETHERLANDS	757 750	188 079	116 609
KENYA	52 748	8 101	5 045	ITALY	1 252 040	270 398	168 527
TANZANIA	3 258	746	428	UNTD KINGDOM	3 755 363	755 715	465 465
MADAGASCAR	2 215	190	121	IRELAND	9 628	2 714	1 685
REUNION	1 960	146	88	DENMARK	183 025	53 085	33 099
MAURITIUS	5 863	462	288	GREECE	68 441	16 874	10 325
ZIMBABWE	620	65	41	PORTUGAL	66 110	19 175	11 938
SOUTH AFRICA	379 234	41 125	25 440	SPAIN	404 906	61 216	38 019
USA	4 463 045	447 403	279 060	EU	11 038 593	2 344 027	1 454 084
CANADA	153 886	14 338	8 912	NORWAY	134 887	22 724	14 186
MEXICO	371 516	37 344	23 177	SWEDEN	465 619	84 463	52 663
GUATEMALA	28 352	3 715	2 288	FINLAND	124 524	23 946	14 791
HONDURAS	9 518	835	537	SWITZERLAND	546 332	149 126	92 675
EL SALVADOR	9 765	860	526	AUSTRIA	528 874	147 034	91 466
NICARAGUA	2 534	229	145	MALTA	8 928	2 909	1 800
COSTA RICA	24 008	2 655	1 654	TURKEY	278 459	59 638	36 721
PANAMA	24 029	3 646	2 271	ESTONIA	454	179	116
CUBA	946	55	33	LITHUANIA	1 633	394	250
DOMINIC REP	43 459	3 629	2 210	POLAND	212 383	41 069	25 590
GUADELOUPE	3 954	546	325	CZECH REPUB	117 575	34 469	21 426
BRIT VIRG IS	4 028	357	230	SLOVAKIA	14 019	4 102	2 524
MARTINIQUE	14 278	1 793	1 101	HUNGARY	74 897	20 012	12 958
JAMAICA	11 375	1 055	623	ROMANIA	27 630	6 190	3 767
TRINIDAD TOB	18 712	1 602	984	BULGARIA	4 764	2 546	1 614
COLOMBIA	152 642	11 696	7 301	UKRAINE	1 913	947	582
VENEZUELA	7 061	1 330	844	RUSSIA	9 204	4 263	2 645
SURINAME	2 590	220	139				
FRENCH GUIAN	1 375	119	76				
ECUADOR	102 465	13 415	8 388				

6 IMPORTS AND EXPORTS (SPECIAL TRADE) BY GROUPS OF THE SITC-REV. III AND BY COUNTRIES OF PRODUCTION AND CONSUMPTION 1994

GROUP COUNTRY	DT = 100 KG	1 000 DM	1 000 \$	GROUP COUNTRY	DT = 100 KG	1 000 DM	1 000 \$
NETHERLANDS	27 069	3 262	1 934	SLOVAKIA	174 243	12 131	7 529
ITALY	1 122	363	219	HUNGARY	1 890	171	103
UNTD KINGDOM	4 196	474	291	ROMANIA	9 667	763	494
DENMARK	7 299	580	344	BULGARIA	3 962	234	150
GREECE	216	69	39	UKRAINE	45 536	2 349	1 489
EU	124 969	17 723	10 898	BELARUS	1 882	299	189
NORWAY	156	57	33	RUSSIA	97 419	5 811	3 669
SWEDEN	10 444	709	439	SLOVENIA	15 472	2 132	1 304
SWITZERLAND	5 844	2 268	1 406	CROATIA	147	94	60
AUSTRIA	533 105	64 444	40 644	SOUTH AFRICA	24 082	1 867	1 141
LITHUANIA	8 850	632	387	USA	5 024	4 469	2 766
POLAND	704 760	52 013	32 623	BRAZIL	182	83	54
CZECH REPUBL	67 368	4 152	2 594	INDIA	6 375	2 463	1 527
SLOVAKIA	682	49	32	THAILAND	79	50	32
HUNGARY	547	60	36	MALAYSIA	194	100	60
UKRAINE	430	72	44	SINGAPORE	130	114	71
RUSSIA	19 600	330	218	CHINA	16 869	2 408	1 484
SLOVENIA	340	65	37	SOUTH KOREA	5 315	3 829	2 408
USA	106	60	38	JAPAN	82 423	35 021	21 762
AUSTRALIA	39	54	32	TAIWAN	2 080	1 149	712
EXPORTS	1 625 188	157 813	97 214	EXPORTS	2 768 715	499 528	309 628
FRANCE	13 289	5 372	3 265	FRANCE	850 162	97 995	60 608
BELGIUM LUX	15 527	3 666	2 279	BELGIUM LUX	228 767	42 153	26 102
NETHERLANDS	109 403	19 375	11 963	NETHERLANDS	396 203	62 554	38 790
ITALY	340 467	8 569	5 323	ITALY	38 157	14 305	8 840
UNTD KINGDOM	62 170	3 351	2 079	UNTD KINGDOM	71 636	22 722	14 044
IRELAND	3 353	1 777	1 116	IRELAND	10 473	3 949	2 442
DENMARK	9 746	3 642	2 220	DENMARK	140 167	17 121	10 697
GREECE	2 768	1 945	1 257	GREECE	6 182	1 000	627
PORTUGAL	5 240	2 171	1 361	PORTUGAL	20 410	6 649	4 103
SPAIN	11 799	3 530	2 175	SPAIN	31 792	9 710	6 027
EU	573 762	53 398	33 038	EU	1 793 949	278 158	172 280
NORWAY	13 297	2 877	1 782	ICELAND	516	230	142
SWEDEN	19 753	4 914	3 044	NORWAY	8 629	1 631	1 012
FINLAND	11 294	3 321	2 074	SWEDEN	66 292	9 581	5 986
SWITZERLAND	154 264	23 656	14 579	FINLAND	9 594	2 697	1 662
AUSTRIA	40 858	8 721	5 414	SWITZERLAND	234 715	51 365	31 910
TURKEY	5 998	1 293	783	AUSTRIA	166 870	29 149	18 082
POLAND	5 259	2 776	1 738	TURKEY	8 583	3 088	1 897
CZECH REPUBL	5 804	2 731	1 680	LITHUANIA	927	158	97
SLOVAKIA	260	122	73	POLAND	38 792	6 029	3 743
HUNGARY	1 741	874	546	CZECH REPUBL	47 376	9 582	5 970
BULGARIA	256	300	189	SLOVAKIA	3 440	775	488
UKRAINE	206	69	45	HUNGARY	19 559	4 837	2 989
RUSSIA	302	462	294	ROMANIA	1 571	529	341
SLOVENIA	515	226	138	BULGARIA	1 084	581	359
CROATIA	8 219	1 815	1 107	UKRAINE	954	211	127
MACEDONIA	400	235	149	BELARUS	64	68	43
LIBYA	77	100	64	RUSSIA	390	166	103
EGYPT	1 174	846	533	SLOVENIA	6 230	2 102	1 296
NIGERIA	3 369	1 366	814	CROATIA	3 861	921	571
SOUTH AFRICA	823	122	72	SERB MONTNEG	60	84	53
BOTSWANA	73 684	6 400	3 773	MACEDONIA	1 786	546	340
USA	428 058	22 559	14 108	MOROCCO	3 080	514	321
CANADA	11 133	905	546	ALGERIA	5 122	1 530	952
MEXICO	2 915	537	325	TUNISIA	1 386	200	123
VENEZUELA	3 181	548	330	LIBYA	76 434	14 434	8 959
BRAZIL	745	301	179	EGYPT	2 482	583	364
CHILE	546	100	66	NIGER	635	115	68
ARGENTINA	3 131	365	235	GHANA	823	139	90
IRAN	772	167	103	NIGERIA	2 939	581	365
ISRAEL	811	329	194	DJIBOUTI	576	109	70
JORDAN	91	60	39	TANZANIA	907	139	84
SAUDI ARABIA	1 265	239	150	SOUTH AFRICA	7 569	3 487	2 139
BAHRAIN	124	70	44	USA	104 958	28 182	17 509
ARAB EMIRAT	474	92	58	CANADA	5 563	2 907	1 803
PAKISTAN	56 729	1 365	870	MEXICO	8 377	2 551	1 579
INDIA	3 971	1 498	946	GUATEMALA	1 367	173	104
THAILAND	2 442	395	244	HONDURAS	2 239	238	141
INDONESIA	406	87	53	EL SALVADOR	184	162	104
MALAYSIA	9 998	790	474	COSTA RICA	3 026	310	193
SINGAPORE	962	152	92	DOMINIC REP	28	54	30
CHINA	167 825	8 643	5 007	DOMINICA	51	101	66
SOUTH KOREA	4 931	740	448	COLOMBIA	153	111	68
JAPAN	390	126	76	VENEZUELA	844	237	144
TAIWAN	1 812	678	424	ECUADOR	617	107	65
AUSTRALIA	553	172	106	PERU	448	158	97
678 WIRE OF IRON OR STEEL				BRAZIL	2 769	2 258	1 383
IMPORTS	5 023 070	694 439	430 437	CHILE	1 766	488	297
FRANCE	1 124 577	135 088	83 710	PARAGUAY	64	52	32
BELGIUM LUX	842 073	163 775	101 134	URUGUAY	140	84	53
NETHERLANDS	256 183	31 934	19 842	ARGENTINA	402	502	314
ITALY	413 299	59 453	36 964	CYPRUS	426	71	43
UNTD KINGDOM	139 158	23 419	14 489	LEBANON	1 338	127	80
IRELAND	226	51	31	SYRIA	10 014	1 738	1 027
DENMARK	2 254	492	309	IRAN	4 396	1 299	805
GREECE	15 101	2 010	1 248	ISRAEL	15 821	2 217	1 369
PORTUGAL	2 970	7 397	4 757	SAUDI ARABIA	1 474	390	247
SPAIN	39 962	7 697	4 757	BAHRAIN	173	128	74
EU	2 835 803	424 316	262 738	QATAR	428	61	39
NORWAY	5 826	654	397	ARAB EMIRAT	1 268	685	407
SWEDEN	106 599	48 563	30 028	YEMEN	1 015	131	80
FINLAND	6 465	788	482	INDIA	4 648	2 893	1 787
SWITZERLAND	129 022	24 760	15 403	SRI LANKA	476	83	51
AUSTRIA	346 841	56 087	34 702	THAILAND	1 391	411	258
TURKEY	951	132	85	INDONESIA	1 811	657	415
ESTONIA	45 193	1 791	1 158	MALAYSIA	228	121	75
LATVIA	186 499	7 724	4 871	SINGAPORE	8 623	2 285	1 401
LITHUANIA	28 819	1 466	905	PHILIPPINES	58	104	65
POLAND	65 495	4 293	2 670	CHINA	37 725	8 114	5 087
CZECH REPUBL	772 327	48 229	29 937	SOUTH KOREA	3 171	3 720	2 307
				JAPAN	3 395	4 134	2 564
				TAIWAN	5 758	3 390	2 096
				HONG KONG	3 923	1 249	777

6 IMPORTS AND EXPORTS (SPECIAL TRADE) BY GROUPS OF THE SITC-REV. III AND BY COUNTRIES OF PRODUCTION AND CONSUMPTION 1994

GROUP COUNTRY	DT = 100 KG	1 000 DM	1 000 \$	GROUP COUNTRY	DT = 100 KG	1 000 DM	1 000 \$
AUSTRALIA	7 148	1 203	754	BOS HERZEGOV	1 863	193	122
NEW ZEALAND	1 934	684	427	MACEDONIA	3 349	836	531
UNID COUNTR	497	98	60	MOROCCO	828 285	84 640	54 023
679 TUBES,PIPES,ETC. IRON, STL				ALGERIA	25 107	4 896	2 935
IMPORTS	17 051 445	2 660 937	1 648 689	TUNISIA	35 890	4 952	3 051
FRANCE	1 537 245	273 807	169 768	LIBYA	557 174	80 519	49 920
BELGIUM LUX	893 586	104 352	64 740	EGYPT	64 155	12 247	7 445
NETHERLANDS	1 152 950	176 011	109 549	SUDAN	110	93	56
ITALY	4 062 778	567 519	352 395	BURKINA FASO	1 348	239	147
UNTD KINGDOM	646 432	90 598	56 525	CAPE VERDE	1 065	712	418
IRELAND	2 166	5 940	3 721	GAMBIA	167	118	74
DENMARK	316 890	73 665	45 840	GUIN BISSAU	131	50	30
GREECE	10 072	1 999	1 200	SIERRA LEONE	47	75	47
PORTUGAL	2 165	1 089	677	IVORY COAST	1 091	197	127
SPAIN	398 759	57 409	35 507	GHANA	1 322	317	194
EU	9 023 043	1 352 389	839 922	TOGO	324	200	126
CANARY IS	1 706	1 612	993	BENIN	8 077	901	561
NORWAY	66 497	12 681	7 905	NIGERIA	75 500	12 286	7 562
SWEDEN	500 935	173 567	107 397	CAMEROON	11 599	2 149	1 403
FINLAND	459 597	65 200	40 526	EQUAT GUINEA	3 193	486	310
SWITZERLAND	1 291 866	324 600	200 618	GABON	2 551	902	564
AUSTRIA	1 113 087	238 334	147 502	CONGO	85 829	11 154	6 793
TURKEY	242 749	20 933	13 178	ZAIRO	738	126	78
ESTONIA	171	58	36	BURUNDI	2 545	274	161
LATVIA	3 178	175	107	ANGOLA	2 332	279	169
LITHUANIA	6 039	223	133	ETHIOPIA	3 278	1 447	931
POLAND	815 405	80 662	50 099	KENYA	971	352	219
CZECH REPUB	1 167 771	99 147	61 300	TANZANIA	14 708	2 107	1 347
SLOVAKIA	314 009	28 033	17 256	MADAGASCAR	33	53	30
HUNGARY	619 914	49 270	30 377	REUNION	368	57	37
ROMANIA	88 564	9 719	6 038	MAURITIUS	179	59	36
BULGARIA	1 909	936	581	ZIMBABWE	1 205	268	165
UKRAINE	47 776	4 224	2 615	MALAWI	168	186	115
BELARUS	5 178	399	239	SOUTH AFRICA	80 068	23 520	14 602
RUSSIA	214 197	17 575	11 047	NAMIBIA	486	190	124
SLOVENIA	240 534	23 407	14 460	BOTSWANA	946	115	71
CROATIA	211 680	21 611	13 431	USA	1 442 746	238 410	147 841
MACEDONIA	389	78	49	CANADA	134 468	32 271	19 904
MOROCCO	921	74	47	MEXICO	62 010	17 487	10 919
EGYPT	16 160	1 663	1 052	GUATEMALA	191	927	583
SOUTH AFRICA	2 840	824	517	HONDURAS	45	166	107
USA	49 642	42 898	26 394	EL SALVADOR	80	52	30
CANADA	2 297	1 745	1 090	PANAMA	65	60	37
MEXICO	1 421	373	233	CUBA	2 991	483	287
BRAZIL	7 595	3 089	1 919	DOMINICA	6 384	840	538
CYPRUS	208	151	97	TRINIDAD TOB	227	162	102
ISRAEL	4 277	2 864	1 777	NETH ANTILL	10 895	1 764	1 098
JORDAN		54	31	COLOMBIA	7 924	2 360	1 433
SAUDI ARABIA	301	51	39	VENEZUELA	86 221	21 769	13 610
ARAB EMIRAT	1 818	256	159	ECUADOR	498	211	131
INDIA	5 303	1 615	993	PERU	2 616	1 402	884
THAILAND	9 716	2 670	1 630	BRAZIL	448 332	39 548	24 695
MALAYSIA	3 718	524	314	CHILE	5 692	2 152	1 395
SINGAPORE	165	165	103	BOLIVIA	319	190	114
PHILIPPINES	210	64	39	PARAGUAY	645	258	164
CHINA	19 992	7 445	4 644	URUGUAY	63	140	89
SOUTH KOREA	2 602	2 441	1 511	ARGENTINA	10 791	4 533	2 841
JAPAN	478 439	59 084	36 301	CYPRUS	1 936	323	194
TAIWAN	6 675	7 637	4 741	LEBANON	49 962	9 219	5 308
HONG KONG	121	93	58	SYRIA	158 850	18 374	10 800
AUSTRALIA	37	92	55	IRAN	44 164	11 229	6 973
EXPORTS	25 294 764	4 655 304	2 882 694	ISRAEL	29 881	7 292	4 536
FRANCE	1 573 075	333 757	206 166	JORDAN	13 977	2 280	1 406
BELGIUM LUX	640 527	168 124	103 923	SAUDI ARABIA	74 849	15 317	9 418
NETHERLANDS	2 795 704	498 505	308 377	KUWAIT	23 574	5 467	3 425
ITALY	753 601	156 197	96 959	BAHRAIN	15 529	2 325	1 421
UNTD KINGDOM	1 215 237	260 743	161 560	QATAR	388 556	69 603	44 474
IRELAND	45 792	9 142	5 648	ARAB EMIRAT	929 076	140 508	84 144
DENMARK	828 103	144 688	89 727	OMAN	43 198	5 941	3 546
GREECE	75 715	11 776	7 346	YEMEN	1 545	445	272
PORTUGAL	243 013	45 095	28 113	PAKISTAN	11 542	3 777	2 384
SPAIN	631 610	82 967	51 816	INDIA	265 550	45 534	28 103
EU	8 792 377	1 710 994	1 059 635	BANGLADESH	13 333	1 276	783
CANARY IS	271	62	36	SRI LANKA	1 322	525	314
ICELAND	8 163	1 597	989	MYANMAR	1 432	219	134
NORWAY	1 757 870	261 727	161 243	THAILAND	51 050	11 582	7 284
SWEDEN	510 633	126 757	78 980	LAOS	252	260	170
FINLAND	254 503	66 007	41 061	VIETNAM	5 798	1 235	732
SWITZERLAND	927 464	293 975	182 429	INDONESIA	47 557	9 805	6 023
AUSTRIA	1 200 943	286 036	177 637	MALAYSIA	1 294 605	186 386	114 753
MALTA	6 303	1 750	1 042	BRUNEI	31	83	49
TURKEY	272 290	45 236	26 939	SINGAPORE	211 767	39 830	24 280
ESTONIA	4 275	764	451	PHILIPPINES	19 608	4 232	2 662
LATVIA	321	327	209	CHINA	1 297 845	180 606	112 460
LITHUANIA	17 243	2 727	1 713	NORTH KOREA	728	496	306
POLAND	269 739	56 513	35 187	SOUTH KOREA	97 075	32 207	20 108
CZECH REPUB	549 695	93 343	58 841	JAPAN	24 473	9 155	5 624
SLOVAKIA	435 392	64 932	40 331	TAIWAN	62 957	13 053	8 022
HUNGARY	206 037	45 067	28 075	HONG KONG	18 012	8 263	5 079
ROMANIA	39 295	6 675	4 078	Macao	177	104	62
BULGARIA	12 579	2 838	1 794	AUSTRALIA	50 727	14 441	8 968
ALBANIA	5 841	1 407	873	NEW ZEALAND	2 667	916	572
UKRAINE	9 783	3 496	2 188	UNID COUNTR	3 240	1 036	627
BELARUS	2 262	1 004	605	681 SILVER,PLATINUM,ETC.			
RUSSIA	547 896	83 699	51 376	IMPORTS	10 689	949 505	589 904
AZERBAIJAN	1 276	375	223	FRANCE	1 466	47 329	29 454
KAZAKHSTAN	3 191	1 222	750	BELGIUM LUX	387	24 517	14 845
TURKMENISTAN	2 115	353	232	NETHERLANDS	113	47 059	29 062
UZBEKISTAN	13 344	2 923	1 777	ITALY	136	4 247	2 548
SLOVENIA	26 669	9 394	5 822	UNTD KINGDOM	792	96 429	59 494
CROATIA	119 354	17 818	11 197	IRELAND	2	3 007	1 727
				SPAIN	416	10 926	6 852
				EU	3 313	233 582	143 966

6 IMPORTS AND EXPORTS (SPECIAL TRADE) BY GROUPS OF THE SITC-REV. III AND BY COUNTRIES OF PRODUCTION AND CONSUMPTION 1994

GROUP COUNTRY	DT = 100 KG	1 000 DM	1 000 \$	GROUP COUNTRY	DT = 100 KG	1 000 DM	1 000 \$
NORWAY	1	3 350	2 081	NETHERLANDS	151 584	65 172	40 202
SWEDEN	663	19 334	12 100	ITALY	462 948	242 586	150 468
FINLAND	27	1 341	815	UNTD KINGDOM	388 778	210 587	130 468
SWITZERLAND	2 929	165 187	104 245	IRELAND	194	349	210
AUSTRIA	90	10 404	6 351	DENMARK	4 369	4 743	2 998
FAERDE IS		470	288	GREECE	79 159	39 272	24 435
TURKEY	4	186	114	PORTUGAL	1 364	1 250	793
LATVIA		53	30	SPAIN	133 454	75 032	46 224
POLAND	2 443	66 407	41 818	EU	3 984 877	1 850 800	1 149 818
CZECH REPUBUL	47	1 032	646	NORWAY	16 496	19 869	12 303
HUNGARY		241	153	SWEDEN	255 346	122 052	76 047
BULGARIA	56	1 866	1 136	FINLAND	304 527	145 117	90 099
BELARUS	1	709	435	SWITZERLAND	138 555	113 103	70 028
RUSSIA	87	79 834	49 470	AUSTRIA	297 439	157 728	98 156
ARMENIA	3	3 246	1 918	TURKEY	11 437	3 453	2 009
UZBEKISTAN	200	5 497	3 499	ESTONIA	2 604	904	570
SLOVENIA	4	96	62	LATVIA	45 869	16 261	10 265
MACEDONIA	56	1 572	994	LITHUANIA	51 481	15 973	10 096
EGYPT		341	217	POLAND	1 201 353	427 052	264 755
SOUTH AFRICA	418	246 964	152 947	CZECH REPUBUL	83 156	25 620	15 886
USA	327	101 995	63 168	SLOVAKIA	69 793	20 925	12 844
MEXICO	12	330	197	HUNGARY	62 176	22 658	14 005
ISRAEL	4	170	106	ROMANIA	60 003	15 124	9 473
INDIA		285	164	BULGARIA	132 536	44 538	27 846
JAPAN	3	3 507	2 050	ALBANIA	200	71	45
HONG KONG		933	575	UKRAINE	34 717	6 688	4 143
AUSTRALIA	1	458	291	BELARUS	48 862	13 713	8 458
EXPORTS	13 449	808 825	500 456	MOLDOVA	882	276	163
FRANCE	794	44 949	27 770	RUSSIA	2 360 364	819 763	511 864
BELGIUM LUX	414	23 614	14 620	AZERBAIJAN	917	203	125
NETHERLANDS	389	20 719	12 787	KAZAKHSTAN	129 128	50 770	31 652
ITALY	3 300	94 451	59 725	UZBEKISTAN	18 425	6 134	3 688
UNTD KINGDOM	600	43 296	26 716	TADJIKISTAN	266	81	52
IRELAND	28	1 370	851	KYRGHYZSTAN	2 167	786	504
DENMARK	177	6 390	3 929	SLOVENIA	22 996	10 352	6 341
GREECE	418	12 382	7 597	CROATIA	241	59	38
PORTUGAL	450	11 237	6 920	MACEDONIA	6 831	1 418	861
SPAIN	1 239	24 170	14 958	EGYPT	602	195	126
EU	7 809	282 578	175 873	GHANA	152	53	34
NORWAY	285	9 712	5 964	ZAIRE	2 500	694	398
SWEDEN	345	9 325	5 679	TANZANIA	310	87	56
FINLAND	41	1 390	843	ZAMBIA	365	97	58
SWITZERLAND	1 285	118 957	73 167	ZIMBABWE	3 828	1 313	854
AUSTRIA	676	33 520	20 637	SOUTH AFRICA	353 049	122 068	75 961
MALTA	25	940	590	NAMIBIA	13 674	4 937	3 059
TURKEY	82	2 256	1 405	BOTSWANA	1 842	555	328
LATVIA	1	55	34	USA	54 040	69 123	42 838
LITHUANIA		59	38	CANADA	22 499	12 612	7 860
POLAND	27	1 261	797	MEXICO	122 103	51 109	30 735
CZECH REPUBUL	60	5 430	3 418	PERU	80 746	27 184	16 946
SLOVAKIA	15	388	242	BRAZIL	23 445	8 901	5 610
HUNGARY	43	1 449	884	CHILE	885 332	299 899	185 466
ROMANIA	1	94	56	IRAN	402	111	72
BULGARIA	3	166	97	ISRAEL	11 145	3 819	2 378
UKRAINE	3	8 926	5 786	BAHRAIN	505	126	74
BELARUS	7	2 855	1 772	ARAB EMIRAT	9 402	3 159	2 025
RUSSIA	1	431	270	INDIA	277	279	175
ARMENIA	1	100	64	THAILAND	1 751	1 525	933
KAZAKHSTAN		62	40	MALAYSIA	216	261	159
SLOVENIA	111	2 070	1 276	SINGAPORE	98	245	152
CRDATIA	38	684	426	CHINA	1 985	1 551	921
ALGERIA	11	101	64	SOUTH KOREA	435	529	333
EGYPT	29	393	241	JAPAN	6 173	19 581	12 074
MAURITIUS	13	379	238	TAIWAN	2 570	2 841	1 784
SOUTH AFRICA	104	1 813	1 098	HONG KONG	143	102	60
USA	242	124 515	76 759	AUSTRALIA	310 952	105 511	64 942
CANADA	10	2 413	1 455	NEW ZEALAND	233	205	133
MEXICO	20	914	567	EXPORTS	8 026 031	4 421 424	2 742 847
COLOMBIA	2	112	66	FRANCE	1 121 848	610 625	378 083
VENEZUELA	3	50	30	BELGIUM LUX	334 842	183 792	113 700
BRAZIL	27	26 924	16 794	NETHERLANDS	521 621	311 889	193 615
CHILE	45	589	368	ITALY	1 179 642	566 222	350 749
ARGENTINA	11	192	114	UNTD KINGDOM	631 192	352 518	217 340
CYPRUS	33	1 218	752	IRELAND	33 212	22 373	13 816
LEBANON	2	77	45	DENMARK	179 840	109 215	67 791
SYRIA	11	148	91	GREECE	28 338	17 951	11 132
IRAN	47	403	242	PORTUGAL	60 670	38 170	23 705
ISRAEL	260	7 418	4 545	SPAIN	280 740	162 985	100 806
SAUDI ARABIA	38	621	386	EU	4 371 945	2 375 740	1 470 737
KUWAIT	4	265	156	CANARY IS	1 234	745	463
ARAB EMIRAT	25	634	399	ICELAND	1 476	575	358
PAKISTAN	7	137	85	NORWAY	50 462	33 563	20 908
INDIA	11	797	493	SWEDEN	155 397	88 837	55 199
SRI LANKA	7	399	248	FINLAND	86 915	50 330	31 277
THAILAND	99	2 959	1 812	SWITZERLAND	565 345	353 171	219 999
INDONESIA	5	163	102	AUSTRIA	725 234	370 547	229 754
MALAYSIA	100	2 375	1 451	MALTA	1 942	2 005	1 233
SINGAPORE	630	19 444	11 928	TURKEY	30 745	21 920	13 558
PHILIPPINES	16	1 222	747	LATVIA	337	470	289
CHINA	25	258	156	LITHUANIA	3 058	1 055	643
NORTH KOREA		94	60	POLAND	24 308	22 004	13 695
SOUTH KOREA	57	35 910	22 091	CZECH REPUBUL	166 794	74 064	45 810
JAPAN	199	59 495	36 931	SLOVAKIA	16 605	10 136	6 317
TAIWAN	83	1 930	1 199	HUNGARY	34 069	22 647	14 114
HONG KONG	339	28 445	17 356	ROMANIA	1 700	1 327	836
AUSTRALIA	58	2 668	1 645	BULGARIA	2 287	2 022	1 241
NEW ZEALAND	6	260	159	UKRAINE	1 707	2 431	1 502
682 COPPER				BELARUS	21 357	7 408	4 605
IMPORTS	11 254 779	4 650 271	2 888 744	MOLDOVA	169	196	126
FRANCE	1 145 933	519 466	323 328	RUSSIA	4 349	3 151	1 950
BELGIUM LUX	1 617 094	692 343	430 692	AZERBAIJAN	3 238	1 918	1 206
				SLOVENIA	33 395	21 328	13 265
				CROATIA	16 029	10 846	6 758
				MACEDONIA	222	307	186

6 IMPORTS AND EXPORTS (SPECIAL TRADE) BY GROUPS OF THE SITC-REV. III AND BY COUNTRIES OF PRODUCTION AND CONSUMPTION 1994

GROUP COUNTRY	DT = 100 KG	1 000 DM	1 000 \$	GROUP COUNTRY	DT = 100 KG	1 000 DM	1 000 \$
MOROCCO	16 783	7 430	4 573	USA	13 492	41 462	25 606
ALGERIA	16 611	7 715	4 725	CANADA	60 241	61 023	37 945
TUNISIA	3 128	2 395	1 505	BRAZIL	101	149	92
LIBYA	514	432	260	CHINA	10 550	10 131	6 405
EGYPT	9 338	6 516	4 082	JAPAN	353	1 017	627
IVORY COAST	54	73	42	TAIWAN	9	149	92
GHANA	3 781	1 565	974	HONG KONG	497	519	335
NIGERIA	4 540	2 051	1 245	AUSTRALIA	70 902	68 781	43 409
ETHIOPIA	555	377	238	EXPORTS	258 096	451 352	277 719
KENYA	161	160	96	FRANCE	81 588	102 299	62 429
ZIMBABWE	303	177	104	BELGIUM LUX	15 197	20 950	12 889
SOUTH AFRICA	17 398	15 577	9 664	NETHERLANDS	8 574	12 407	7 633
NAMIBIA	88	171	109	ITALY	15 191	32 991	20 300
SHAZILAND	487	203	129	UNT D KINGDOM	20 625	39 230	24 091
USA	588 532	308 951	192 317	IRELAND	2 254	4 599	2 842
CANADA	33 102	18 030	11 166	DENMARK	455	1 342	844
MEXICO	4 453	3 490	2 157	GREECE	171	616	385
GUATEMALA	1 484	721	450	PORTUGAL	540	1 186	744
EL SALVADOR	733	793	500	SPAIN	4 167	8 505	5 189
COSTA RICA	581	404	249	EU	148 762	224 125	137 346
CUBA	236	177	112	NORWAY	727	2 882	1 762
DOMINIC REP	35	97	60	SWEDEN	3 210	8 072	4 935
GUADELOUPE	914	782	455	FINLAND	716	2 555	1 592
BARBADOS	19	62	40	SWITZERLAND	7 208	18 532	11 374
COLOMBIA	2 405	2 090	1 323	AUSTRIA	12 228	23 339	14 499
VENEZUELA	1 135	1 139	701	MALTA	34	170	109
ECUADOR	381	297	186	TURKEY	961	2 585	1 587
PERU	2 413	1 171	732	LITHUANIA	98	128	76
BRAZIL	9 619	9 809	6 096	POLAND	1 453	2 315	1 460
CHILE	148	232	137	CZECH REPUB	4 991	6 749	4 138
BOLIVIA	113	73	45	SLOVAKIA	176	223	134
URUGUAY	121	91	56	HUNGARY	3 378	11 529	7 096
ARGENTINA	5 095	3 150	1 931	ROMANIA	480	1 065	679
CYPRUS	241	241	147	BULGARIA	336	646	398
LEBANON	1 541	1 362	844	RUSSIA	5	151	95
SYRIA	903	526	324	AZERBAI JAN	3	130	82
IRAN	5 311	3 704	2 270	SLOVENIA	22 173	25 114	15 589
ISRAEL	37 950	25 598	15 885	CROATIA	101	310	195
JORDAN	673	667	403	MACEDONIA	187	355	225
SAUDI ARABIA	100 754	55 234	34 414	MOROCCO	7	71	44
KUWAIT	572	1 128	694	ALGERIA	50	68	40
BAHRAIN	358	294	178	TUNISIA	4	112	70
QATAR	38	95	62	LIBYA	75	82	47
ARAB EMIRAT	4 678	3 179	1 946	EGYPT	212	1 555	962
OMAN	636	464	286	SUDAN	2	52	30
YEMEN	516	332	215	GABON	29	150	94
PAKISTAN	22 426	9 578	6 166	MAURITIUS	5	52	31
INDIA	22 984	17 190	10 669	ZIMBABWE	1	52	32
BANGLADESH	419	232	144	SOUTH AFRICA	1 420	4 532	2 819
SRI LANKA	1 435	1 139	697	USA	27 410	57 428	35 463
NEPAL	13	128	79	CANADA	1 599	3 519	2 187
MYANMAR	33	59	34	MEXICO	404	1 196	733
THAILAND	7 287	5 652	3 483	GUATEMALA	31	144	90
VIETNAM	298	172	107	EL SALVADOR	5	48	32
INDONESIA	24 284	16 054	10 011	COSTA RICA	4	63	40
MALAYSIA	19 351	10 396	6 317	CUBA	28	468	270
BRUNEI	225	325	196	JAMAICA	36	70	42
SINGAPORE	126 126	84 253	52 274	COLOMBIA	132	340	210
PHILIPPINES	4 033	5 910	3 652	VENEZUELA	70	236	145
CHINA	387 986	153 224	96 581	ECUADOR	42	68	42
SOUTH KOREA	15 763	18 090	11 049	PERU	452	828	510
JAPAN	12 962	11 247	6 998	BRAZIL	992	2 449	1 533
TAIWAN	84 715	45 627	28 185	CHILE	34	492	299
HONG KONG	62 803	50 146	31 162	URUGUAY	11	50	31
MACAO	217	116	71	ARGENTINA	232	913	565
AUSTRALIA	25 640	18 054	11 186	SYRIA	209	257	155
NEW ZEALAND	6 781	4 492	2 795	IRAN	1 195	2 389	1 488
UNID COUNTR	813	739	447	ISRAEL	386	861	535
683 NICKEL				JORDAN	14	95	58
IMPORTS	666 888	730 159	452 554	SAUDI ARABIA	36	321	202
FRANCE	46 748	60 705	37 702	KUWAIT	27	104	65
BELGIUM LUX	4 059	4 029	2 470	ARAB EMIRAT	183	649	393
NETHERLANDS	1 434	1 464	930	PAKISTAN	192	1 155	720
ITALY	1 346	2 671	1 681	INDIA	1 291	3 241	1 993
UNT D KINGDOM	52 309	69 665	43 290	THAILAND	277	701	440
IRELAND	142	302	189	INDONESIA	244	528	327
DENMARK	73	98	60	MALAYSIA	24	139	88
SPAIN	133	476	295	BRUNEI	11	54	34
EU	106 244	139 410	86 617	SINGAPORE	840	2 386	1 443
NORWAY	77 533	78 584	48 677	PHILIPPINES	84	351	215
SWEDEN	2 514	6 727	4 154	CHINA	283	947	595
FINLAND	16 857	16 126	9 901	SOUTH KOREA	3 223	8 625	5 332
SWITZERLAND	550	1 731	9 077	JAPAN	3 405	9 244	5 729
AUSTRIA	2 701	6 030	3 788	TAIWAN	1 786	4 017	2 417
TURKEY	437	425	244	HONG KONG	1 879	5 530	3 450
ESTONIA	16 389	12 089	7 361	AUSTRALIA	1 341	3 037	1 878
LATVIA	9 986	9 480	5 619	NEW ZEALAND	51	86	53
LITHUANIA	11 207	10 347	6 302	UNID COUNTR	27	83	52
POLAND	492	534	340	684 ALUMINIUM			
CZECH REPUB	973	618	395	IMPORTS	18 901 636	6 142 458	3 814 795
HUNGARY	1 699	1 710	1 094	FRANCE	1 565 530	619 171	381 348
BULGARIA	86	80	46	BELGIUM LUX	1 117 456	394 294	247 912
UKRAINE	129	90	53	NETHERLANDS	1 968 398	648 271	402 390
BELARUS	511	436	254	ITALY	755 717	327 084	202 675
MOLDOVA	66	55	35	UNT D KINGDOM	1 016 497	360 144	224 871
RUSSIA	194 961	187 485	116 117	IRELAND	18 368	13 728	8 474
GEORGIA	975	956	613	DENMARK	204 441	97 116	60 189
KAZAKHSTAN	249	310	202	GREECE	183 966	68 598	42 916
TADJIKISTAN	1 920	1 280	735	PORTUGAL	2 348	670	402
SLOVENIA	16 265	24 981	15 605	SPAIN	243 800	79 928	49 741
UGANDA	240	220	129	EU	7 076 521	2 609 004	1 620 918
ZIMBABWE	20 036	20 102	12 372				
SOUTH AFRICA	27 667	27 011	16 244				

6 IMPORTS AND EXPORTS (SPECIAL TRADE) BY GROUPS OF THE SITC-REV. III AND BY COUNTRIES OF PRODUCTION AND CONSUMPTION 1994

GROUP COUNTRY	DT = 100 KG	1 000 DM	1 000 \$	GROUP COUNTRY	DT = 100 KG	1 000 DM	1 000 \$
ICELAND	616 113	158 985	98 089	ALGERIA	2 331	1 065	654
NORWAY	2 729 272	726 774	449 729	TUNISIA	7 044	4 217	2 571
SWEDEN	365 860	124 728	76 963	LIBYA	1 396	2 280	1 462
FINLAND	62 942	23 150	14 414	EGYPT	11 302	7 185	4 418
SWITZERLAND	487 062	346 143	214 542	SUDAN	476	529	322
AUSTRIA	1 007 260	484 288	300 365	MAURITANIA	5 335	1 159	723
MALTA	954	318	198	SENEGAL	177	129	79
TURKEY	93 320	34 316	21 257	IVORY COAST	1 330	1 021	636
ESTONIA	6 129	1 079	647	GHANA	542	323	202
LATVIA	8 620	1 930	1 144	NIGERIA	2 885	2 535	1 568
LITHUANIA	6 205	1 253	778	CAMEROON	185	659	409
POLAND	164 478	43 336	27 015	CENT AFR REP	158	306	189
CZECH REPUBL	228 935	66 223	41 329	GABON	71	161	99
SLOVAKIA	96 489	23 824	14 819	CONGO	56	296	175
HUNGARY	301 115	89 360	55 142	ZAIRE	28	109	67
ROMANIA	391 681	98 252	63 195	BURUNDI	82	52	34
BULGARIA	202	47	30	ETHIOPIA	1 202	152	96
UKRAINE	64 385	14 703	9 132	KENYA	1 187	846	522
BELARUS	473 263	107 215	67 171	UGANDA	27	87	57
MOLDOVA	969	282	163	TANZANIA	362	177	110
RUSSIA	1 301 122	314 040	195 890	MADAGASCAR	245	652	406
KAZAKHSTAN	71	154	91	REUNION	432	441	275
TADJIKISTAN	48 131	10 324	6 380	MAURITIUS	148	135	80
SLOVENIA	96 241	32 209	20 135	ZAMBIA	360	124	72
CROATIA	41 215	13 042	8 030	ZIMBABWE	404	206	129
MACEDONIA	22 806	6 933	4 301	MALAWI	192	116	72
TUNISIA	257	63	36	SOUTH AFRICA	28 703	18 976	11 836
EGYPT	88 038	22 033	13 717	NAMIBIA	62	418	269
GHANA	571 206	138 681	85 274	USA	494 606	255 798	157 877
CAMEROON	154 114	36 591	22 225	CANADA	23 946	17 560	10 925
SOUTH AFRICA	25 861	7 291	4 533	MEXICO	30 701	13 681	8 550
NAMIBIA	1 918	280	180	GUATEMALA	2 328	1 406	850
USA	109 245	61 295	38 183	HONDURAS	224	133	80
CANADA	826 720	180 495	111 428	EL SALVADOR	2 865	2 216	1 359
COSTA RICA	1 044	437	281	COSTA RICA	793	808	490
VENEZUELA	276 600	67 409	42 586	PANAMA	103	169	107
SURINAME	109 458	25 989	15 765	CUBA	613	268	167
PERU	249	69	41	BAHAMAS	39	231	145
BRAZIL	783 570	186 036	116 527	DOMINIC REP	895	898	539
ARGENTINA	71 049	17 564	10 862	GUADELOUPE	485	632	420
CYPRUS	5 500	1 156	715	MARTINIQUE	1 068	1 191	741
IRAN	91	83	54	JAMAICA	422	420	260
ISRAEL	40 497	20 874	13 033	TRINIDAD TOB	186	480	288
JORDAN	198	49	30	COLOMBIA	11 247	6 363	3 964
BAHRAIN	80 712	22 011	13 619	VENEZUELA	46 830	19 331	11 860
ARAB EMIRAT	18 517	4 685	2 948	FRENCH GUIAN	188	146	91
INDIA	33 703	8 875	5 534	ECUADOR	3 536	2 035	1 254
INDONESIA	309	131	84	PERU	751	725	444
SINGAPORE	243	140	87	BRAZIL	48 898	26 903	16 739
CHINA	327	212	131	CHILE	22 107	11 941	7 401
SOUTH KOREA	76	121	70	BOLIVIA	59	95	57
JAPAN	6 132	5 803	3 648	PARAGUAY	273	615	374
TAIWAN	1 090	736	463	URUGUAY	1 079	578	353
HONG KONG	606	405	235	ARGENTINA	5 462	4 980	3 091
AUSTRALIA	2 791	874	545	CYPRUS	1 003	566	358
NEW ZEALAND	37	91	56	LEBANON	1 603	1 021	614
EXPORTS	10 671 062	5 128 743	3 175 176	SYRIA	6 710	2 940	1 835
FRANCE	1 423 253	705 003	435 438	IRAN	23 835	16 294	10 097
BELGIUM LUX	818 508	351 202	217 179	ISRAEL	68 263	30 817	19 013
NETHERLANDS	1 086 319	528 036	326 874	JORDAN	3 245	2 549	1 577
ITALY	1 270 965	518 825	320 466	SAUDI ARABIA	106 048	42 308	25 874
UNITD KINGDOM	1 235 379	576 254	357 465	KUWAIT	4 177	2 822	1 715
IRELAND	74 216	38 233	23 545	BAHRAIN	101	222	142
DENMARK	287 842	157 802	97 840	QATAR	659	297	170
GREECE	94 354	36 790	22 643	ARAB EMIRAT	6 360	4 093	2 555
PORTUGAL	36 329	23 959	14 861	OMAN	170	189	113
SPAIN	213 923	123 636	76 414	PAKISTAN	11 507	7 656	4 735
EU	6 541 688	3 059 740	1 892 725	INDIA	26 245	8 927	5 591
CANARY IS	3 200	2 305	1 427	BANGLADESH	581	487	306
CEUTA MEL	149	192	116	SRI LANKA	2 124	1 166	717
ICELAND	1 152	1 346	831	MYANMAR	203	116	67
NORWAY	58 876	34 711	21 585	THAILAND	33 820	13 901	8 559
SWEDEN	320 814	151 746	94 397	VIETNAM	2 126	4 170	2 614
FINLAND	105 438	54 958	34 066	INDONESIA	26 277	13 644	8 475
SWITZERLAND	596 311	290 602	180 306	MALAYSIA	20 985	12 179	7 553
AUSTRIA	874 846	395 221	245 883	SINGAPORE	51 636	30 830	19 085
ANDORRA	1 315	1 024	634	PHILIPPINES	10 398	4 091	2 532
MALTA	735	901	569	MONGOLIA	117	148	94
SAN MARINO	9 392	2 444	1 500	CHINA	50 017	22 680	13 798
TURKEY	106 277	42 081	25 705	SOUTH KOREA	162 225	76 684	47 365
ESTONIA	1 677	1 291	803	JAPAN	107 251	56 728	35 359
LATVIA	1 699	3 258	2 030	TAIWAN	105 754	39 720	24 603
LITHUANIA	1 969	4 106	2 544	HONG KONG	36 966	19 905	12 244
POLAND	123 830	59 836	37 186	AUSTRALIA	41 912	30 913	19 136
CZECH REPUBL	76 718	52 714	32 708	NEW ZEALAND	6 707	4 119	2 516
SLOVAKIA	16 645	10 763	6 675	NEW CALEDON	29	71	42
HUNGARY	56 577	33 289	20 709	FR POLYNESIA	81	66	41
ROMANIA	2 817	2 030	1 286	UNID COUNTR	606	487	290
BULGARIA	9 301	5 764	3 557	685 LEAD			
ALBANIA	75	154	100	IMPORTS	1 415 269	150 534	93 102
UKRAINE	1 166	974	607	FRANCE	223 327	21 930	13 621
BELARUS	856	1 124	711	BELGIUM LUX	263 465	23 845	14 794
RUSSIA	18 031	16 825	10 600	NETHERLANDS	97 001	9 513	6 007
GEORGIA	70	123	77	ITALY	30 252	2 969	1 885
AZERBAIJAN	2 362	1 160	723	UNITD KINGDOM	487 160	56 708	34 909
KAZAKHSTAN	168	277	177	DENMARK	349	57	34
TURKMENISTAN	182	293	180	EU	1 101 569	115 029	71 254
UZBEKISTAN	39	86	55	CEUTA MEL	845	81	49
KYRGHYZSTAN	22	73	47	SWEDEN	170 677	16 079	10 029
SLOVENIA	27 450	16 624	10 343	SWITZERLAND	5 998	525	322
CROATIA	9 580	4 686	2 898	AUSTRIA	2 306	236	146
BOS HERZEGOV	444	464	274	POLAND	79 098	6 540	4 055
MACEDONIA	3 490	1 819	1 132	CZECH REPUBL	11 157	1 019	655
MOROCCO	10 262	6 536	4 032				

6 IMPORTS AND EXPORTS (SPECIAL TRADE) BY GROUPS OF THE SITC-REV. III AND BY COUNTRIES OF PRODUCTION AND CONSUMPTION 1994

GROUP COUNTRY	DT = 100 KG	1 000 DM	1 000 \$	GROUP COUNTRY	DT = 100 KG	1 000 DM	1 000 \$
RUSSIA	7 701	776	504	CROATIA	1 096	230	137
SOUTH AFRICA	1 764	6 144	3 624	MOROCCO	300	68	42
USA	182	170	103	TUNISIA	253	66	40
BOLIVIA	319	115	70	EGYPT	2 540	627	384
ISRAEL	2 317	252	161	USA	414	336	204
CHINA	197	143	93	CANADA	1 690	727	460
HONG KONG	291	204	131	BRAZIL	247	277	171
AUSTRALIA	30 050	3 133	1 852	CHILE	814	215	132
EXPORTS	1 048 988	131 283	80 536	IRAN	1 155	316	200
FRANCE	134 972	17 015	10 506	ISRAEL	1 973	576	356
BELGIUM LUX	72 134	10 619	6 552	SAUDI ARABIA	1 543	450	284
NETHERLANDS	247 666	25 360	15 192	KUWAIT	4	55	33
ITALY	33 589	4 549	2 782	QATAR	582	134	85
UNTD KINGDOM	16 166	5 110	3 116	ARAB EMIRAT	1 108	293	178
DENMARK	82 926	15 255	9 498	INDIA	67	60	40
GREECE	9 515	944	579	THAILAND	1 304	370	227
SPAIN	6 599	2 384	1 484	INDONESIA	1 419	239	142
EU	603 673	81 277	49 733	MALAYSIA	521	117	67
NORWAY	3 847	713	452	SINGAPORE	998	329	211
SWEDEN	4 660	1 122	693	CHINA	956	390	234
FINLAND	2 162	634	396	SOUTH KOREA	169	208	130
SWITZERLAND	21 275	3 094	1 922	JAPAN	3 361	1 113	679
AUSTRIA	160 825	15 638	9 636	TAIWAN	2 492	923	575
TURKEY	1 306	138	81	HONG KONG	5 800	2 399	1 487
POLAND	96 705	9 165	5 690	AUSTRALIA	2 362	895	553
CZECH REPUB	124 838	10 962	6 673	NEW ZEALAND	285	117	75
HUNGARY	1 073	125	74	687 TIN			
SLOVENIA	214	79	48	IMPORTS	223 928	192 325	118 610
SUDAN	778	143	88	FRANCE	181	645	407
USA	9 549	4 102	2 519	BELGIUM LUX	10 158	8 778	5 424
PANAMA	245	64	38	NETHERLANDS	9 371	10 750	6 678
ARGENTINA	1 848	188	113	ITALY	551	615	381
ISRAEL	2 654	373	225	UNTD KINGDOM	6 055	5 667	3 496
JORDAN	265	83	52	SPAIN	10 580	1 432	893
SAUDI ARABIA	859	238	147	EU	36 907	27 919	17 299
ARAB EMIRAT	190	79	49	SWEDEN	239	168	100
PAKISTAN	321	78	51	SWITZERLAND	173	145	86
INDONESIA	580	166	106	AUSTRIA	47	57	35
SINGAPORE	398	342	205	ESTONIA	632	581	343
SOUTH KOREA	4 025	632	402	LATVIA	231	200	122
JAPAN	768	705	436	LITHUANIA	105	67	43
TAIWAN	656	182	116	POLAND	110	79	47
HONG KONG	1 858	274	172	HUNGARY	152	86	55
AUSTRALIA	2 196	247	150	UKRAINE	625	673	422
686 ZINC				BELARUS	1 586	1 420	842
IMPORTS	3 702 557	691 052	428 456	RUSSIA	20 120	17 596	10 743
FRANCE	368 152	92 204	57 178	KENYA	347	264	151
BELGIUM LUX	1 106 356	197 717	122 508	USA	2 214	2 057	1 279
NETHERLANDS	451 643	81 732	50 455	BRAZIL	53 305	46 708	28 853
ITALY	98 598	23 611	14 838	CHILE	1 008	1 000	583
UNTD KINGDOM	78 957	13 817	8 657	BOLIVIA	2 375	2 032	1 220
DENMARK	291	155	96	ARGENTINA	350	300	190
SPAIN	114 829	19 121	12 069	THAILAND	1 299	1 211	747
EU	2 219 308	428 399	265 829	INDONESIA	23 856	21 188	13 070
NORWAY	321 853	52 593	32 555	MALAYSIA	13 592	12 146	7 476
SWEDEN	1 132	234	139	SINGAPORE	1 400	1 239	757
FINLAND	350 293	58 298	36 366	CHINA	62 624	54 572	33 772
SWITZERLAND	491	239	152	SOUTH KOREA	142	120	76
AUSTRIA	2 741	904	553	HONG KONG	395	357	214
LITHUANIA	5 557	813	514	AUSTRALIA	50	70	41
POLAND	271 302	46 206	28 545	EXPORTS	37 325	35 822	22 114
CZECH REPUB	273	104	63	FRANCE	1 233	1 773	1 098
HUNGARY	220	61	40	BELGIUM LUX	3 735	3 443	2 127
RUSSIA	157 954	24 393	15 382	NETHERLANDS	7 004	4 280	2 647
KAZAKHSTAN	37 913	5 978	3 595	ITALY	1 613	1 744	1 080
UZBEKISTAN	24 249	3 654	2 213	UNTD KINGDOM	4 564	3 702	2 269
SLOVENIA	69 843	21 159	13 056	DENMARK	415	568	350
MACEDONIA	57 350	8 832	5 407	GREECE	505	756	456
ALGERIA	80 743	13 028	7 754	PORTUGAL	178	177	113
SOUTH AFRICA	2 620	379	225	SPAIN	199	236	142
USA	70 732	17 188	10 678	EU	19 454	16 696	10 290
CANADA	1 810	528	314	NORWAY	158	311	194
PERU	25 607	7 913	4 991	SWEDEN	1 996	1 936	1 204
JAPAN	38	80	46	FINLAND	1 527	1 516	951
EXPORTS	1 656 731	350 782	215 948	SWITZERLAND	2 378	2 294	1 423
FRANCE	347 108	75 339	46 962	AUSTRIA	5 110	5 718	3 546
BELGIUM LUX	290 123	49 207	29 818	POLAND	160	135	82
NETHERLANDS	131 821	27 145	16 453	CZECH REPUB	500	551	339
ITALY	172 383	33 814	20 827	SLOVAKIA	40	57	36
UNTD KINGDOM	326 348	56 772	34 904	HUNGARY	479	575	359
DENMARK	16 045	5 384	3 407	ROMANIA	98	99	64
GREECE	2 276	513	306	BULGARIA	49	101	65
PORTUGAL	6 863	1 961	1 217	SLOVENIA	173	194	122
SPAIN	10 115	4 120	2 527	CROATIA	776	790	471
EU	1 303 102	254 263	156 426	MACEDONIA	187	145	92
NORWAY	4 190	1 629	1 022	TUNISIA	79	108	68
SWEDEN	9 915	3 174	1 954	SOUTH AFRICA	86	125	80
FINLAND	1 046	391	243	USA	2 045	1 521	914
SWITZERLAND	61 607	22 543	14 025	CANADA	197	181	109
AUSTRIA	188 143	44 899	27 391	COLOMBIA	34	71	44
TURKEY	3 125	1 005	620	BRAZIL	411	583	352
LITHUANIA	463	188	115	ISRAEL	186	160	100
POLAND	3 367	932	588	INDIA	54	198	125
CZECH REPUB	12 683	2 920	1 823	THAILAND	42	53	32
SLOVAKIA	334	59	38	INDONESIA	30	54	32
HUNGARY	4 619	1 032	642	SINGAPORE	203	456	280
ROMANIA	420	112	73	PHILIPPINES	250	299	185
RUSSIA	436	266	166	SOUTH KOREA	9	76	48
SLOVENIA	28 955	5 415	3 435	JAPAN	70	82	51
				TAIWAN	244	313	194

6 IMPORTS AND EXPORTS (SPECIAL TRADE) BY GROUPS OF THE SITC-REV. III AND BY COUNTRIES OF PRODUCTION AND CONSUMPTION 1994

GROUP COUNTRY	DT = 100 KG	1 000 DM	1 000 \$	GROUP COUNTRY	DT = 100 KG	1 000 DM	1 000 \$
689 MISC.NON-FERR.BASE METAL				PHILIPPINES			
IMPORTS	554 347	444 516	275 175	CHINA	82	82	50
FRANCE	26 026	18 277	11 345	SOUTH KOREA	94	412	261
BELGIUM LUX	13 281	30 838	18 903	JAPAN	434	2 119	1 312
NETHERLANDS	22 932	11 214	6 853	TAIWAN	6 009	26 450	16 399
ITALY	1 533	896	558	HONG KONG	466	2 852	1 751
UNTD KINGDOM	6 930	13 147	8 100	AUSTRALIA	11	283	170
DENMARK	336	150	94	NEW ZEALAND	12 264	4 602	2 844
PORTUGAL	76	47	30	UNID COUNTR	295	104	64
SPAIN	418	170	108		16	57	35
EU	71 598	74 785	46 019	691 METALLIC STRUCTURES NES			
NORWAY	66 826	40 291	25 005	IMPORTS	8 050 477	2 485 096	1 545 284
SWEDEN	2 786	2 508	1 560	FRANCE	805 914	227 360	141 450
FINLAND	2 899	8 588	5 319	BELGIUM LUX	452 367	215 429	134 045
SWITZERLAND	1 983	2 433	1 530	NETHERLANDS	856 090	259 273	161 708
AUSTRIA	14 577	24 362	15 093	ITALY	324 431	118 382	73 763
TURKEY	1 355	608	374	UNTD KINGDOM	145 937	70 350	43 874
ESTONIA	1 703	3 152	1 902	IRELAND	8 584	8 039	5 046
LATVIA	817	756	466	DENMARK	546 085	152 305	94 889
LITHUANIA	1 320	2 183	1 368	GREECE	10 167	6 418	3 964
POLAND	2 227	1 342	844	PORTUGAL	5 530	1 750	1 110
CZECH REPUBL	1 011	1 159	739	SPAIN	70 924	20 536	12 842
SLOVAKIA	132	50	30	EU	3 226 029	1 079 842	672 691
HUNGARY	1 054	438	275	NORWAY	31 094	11 137	6 898
BULGARIA	601	459	292	SWEDEN	121 515	73 818	45 926
BELARUS	990	734	444	FINLAND	147 171	49 224	30 282
GEORGIA	1 356	338	216	SWITZERLAND	522 928	252 389	156 574
UZBEKISTAN	358	404	264	AUSTRIA	1 264 002	500 865	310 749
TADJKISTAN	6	261	150	TURKEY	7 483	2 805	1 744
KYRGHZYSTAN	854	327	197	ESTONIA	4 840	1 329	780
MACEDONIA	16	109	64	LITHUANIA	1 466	243	150
GAMBIA	10	74	44	POLAND	1 357 443	223 494	139 058
CONGO	100	640	390	CZECH REPUBL	820 579	126 526	79 061
ZAIRE	1 800	12 933	7 990	SLOVAKIA	143 541	25 251	15 742
TANZANIA	329	2 002	1 216	HUNGARY	204 288	66 639	41 422
ZAMBIA	1 999	13 069	8 158	ROMANIA	14 018	2 712	1 676
ZIMBABWE	24	185	118	BULGARIA	3 018	447	279
SOUTH AFRICA	42 367	13 592	8 443	UKRAINE	6 866	992	621
USA	64 193	62 258	38 268	BELARUS	849	121	77
CANADA	13 006	20 525	12 691	RUSSIA	3 628	707	443
MEXICO	8	48	31	SLOVENIA	42 400	12 305	7 639
PERU	2 686	2 511	1 564	CROATIA	62 899	19 062	11 682
BRAZIL	16	94	62	EGYPT	743	324	211
ISRAEL	584	328	200	SOUTH AFRICA	15 111	5 011	3 135
INDIA	100	51	33	USA	18 288	9 182	5 659
THAILAND	400	340	218	CANADA	1 844	1 228	765
CHINA	90 128	25 789	16 013	BRAZIL	98	216	127
SOUTH KOREA	1 459	768	463	URUGUAY	110	78	48
JAPAN	13 248	25 866	16 158	LEBANON	64	46	30
HONG KONG	162	86	54	IRAN	732	66	41
EXPORTS	187 913	285 811	176 852	ISRAEL	13 665	11 957	7 400
FRANCE	9 678	20 541	12 759	ARAB EMIRAT	85	66	40
BELGIUM LUX	18 607	12 462	7 720	INDIA	4 422	797	497
NETHERLANDS	18 347	15 410	9 503	MALAYSIA	154	104	68
ITALY	5 670	9 744	6 025	SINGAPORE	440	420	245
UNTD KINGDOM	21 959	55 324	34 448	CHINA	3 442	1 569	971
IRELAND	22	223	141	SOUTH KOREA	2 641	2 141	1 331
DENMARK	101	654	393	JAPAN	376	382	243
GREECE	1 397	3 280	2 022	TAIWAN	1 483	1 263	764
PORTUGAL	87	857	533	AUSTRALIA	36	66	38
SPAIN	3 116	3 863	2 420	NEW ZEALAND	93	82	54
EU	78 984	122 358	75 964	EXPORTS	5 540 757	2 477 434	1 537 101
NORWAY	11 134	3 595	2 246	FRANCE	1 100 492	357 044	220 486
SWEDEN	4 880	4 694	2 871	BELGIUM LUX	372 232	180 009	111 413
FINLAND	1 384	1 084	675	NETHERLANDS	799 277	313 892	194 354
SWITZERLAND	6 227	6 518	4 065	ITALY	108 704	60 143	37 201
AUSTRIA	26 940	28 149	17 388	UNTD KINGDOM	179 918	88 841	55 063
TURKEY	2 142	2 607	1 618	IRELAND	3 800	3 028	1 887
LITHUANIA	45	98	57	DENMARK	304 162	56 828	35 333
POLAND	335	1 103	685	GREECE	39 273	15 507	9 604
CZECH REPUBL	2 283	2 138	1 345	PORTUGAL	16 095	10 015	6 232
SLOVAKIA	411	202	123	SPAIN	91 922	44 236	27 359
HUNGARY	136	605	358	EU	3 015 875	1 129 543	698 932
ROMANIA	142	222	137	CANARY IS	4 354	2 709	1 691
RUSSIA	254	514	324	ICELAND	5 228	1 877	1 165
SLOVENIA	506	572	353	NORWAY	46 665	23 997	14 823
CROATIA	292	338	206	SWEDEN	58 830	30 084	18 584
ZIMBABWE	2	54	35	FINLAND	20 203	10 837	6 707
SOUTH AFRICA	177	2 089	1 298	SWITZERLAND	673 117	318 326	198 029
USA	22 419	58 436	35 860	AUSTRIA	571 226	306 095	190 735
CANADA	141	570	358	MALTA	12 615	2 358	1 387
MEXICO	30	217	135	TURKEY	34 678	15 937	9 719
COLOMBIA	11	204	129	ESTONIA	1 228	899	566
VENEZUELA	4 680	1 396	862	LATVIA	3 759	2 485	1 589
PERU	45	69	41	LITHUANIA	3 344	3 312	2 037
BRAZIL	482	2 423	1 510	POLAND	153 957	56 031	35 057
CHILE	12	181	112	CZECH REPUBL	181 765	69 686	43 456
ARGENTINA	3	53	33	SLOVAKIA	22 111	10 006	6 200
LEBANON	5	75	46	HUNGARY	59 016	30 181	18 760
SYRIA	22	338	207	ROMANIA	4 554	4 745	2 901
IRAN	61	362	221	BULGARIA	5 872	2 321	1 458
ISRAEL	673	1 480	924	UKRAINE	8 760	5 081	3 151
JORDAN	6	73	48	BELARUS	10 364	2 895	1 792
SAUDI ARABIA	12	124	77	RUSSIA	85 355	55 776	34 895
KUWAIT	7	50	30	AZERBAIJAN	48	159	94
BAHRAIN	2 453	895	547	KAZAKHSTAN	2 700	2 258	1 373
ARAB EMIRAT	38	189	116	TURKMENISTAN	606	181	104
YEMEN	9	122	77	UZBEKISTAN	442	434	272
INDIA	367	3 450	2 147	SLOVENIA	12 272	10 693	6 706
THAILAND	247	656	403	CROATIA	6 220	4 680	2 892
INDONESIA	29	68	41	BOS HERZEGOV	873	275	175
SINGAPORE	193	254	156	MACEDONIA	307	168	104

6 IMPORTS AND EXPORTS (SPECIAL TRADE) BY GROUPS OF THE SITC-REV. III AND BY COUNTRIES OF PRODUCTION AND CONSUMPTION 1994

GROUP COUNTRY	DT = 100 KG	1 000 DM	1 000 \$	GROUP COUNTRY	DT = 100 KG	1 000 DM	1 000 \$
MOROCCO	1 859	1 193	728	CZECH REPUBL	252 174	45 517	28 214
ALGERIA	2 090	1 518	925	SLOVAKIA	68 920	12 345	7 710
TUNISIA	462	435	260	HUNGARY	36 389	11 992	7 416
LIBYA	14 987	12 609	7 923	ROMANIA	14 580	2 178	1 300
EGYPT	2 807	1 880	1 174	BULGARIA	1 565	420	268
MAURITANIA	361	676	398	UKRAINE	12 486	1 434	895
CAPE VERDE	123	64	38	RUSSIA	8 077	1 321	830
GUINEA	830	689	445	SLOVENIA	12 718	4 363	2 672
GHANA	574	253	163	CROATIA	3 147	1 247	756
NIGERIA	4 118	3 772	2 245	TUNISIA	1 329	132	80
CAMEROON	364	298	182	SOUTH AFRICA	847	369	230
CONGO	240	80	47	USA	8 462	15 281	9 403
ZAIRE	384	434	273	CANADA	465	434	263
ANGOLA	347	126	74	ECUADOR	39	60	36
ETHIOPIA	197	81	52	CHILE	156	95	59
ERITREA	213	366	233	ARGENTINA	33	57	33
KENYA	521	456	282	INDIA	368	187	121
TANZANIA	725	358	222	THAILAND	36	73	47
MOZAMBIQUE	685	605	364	MALAYSIA	114	299	194
MADAGASCAR	96	115	72	CHINA	7 551	4 480	2 816
REUNION	161	160	99	NORTH KOREA	50	82	51
MAURITIUS	4 279	695	427	SOUTH KOREA	199	165	103
ZIMBABWE	40	77	47	JAPAN	163	583	358
MALAWI	1 706	589	352	TAIWAN	641	736	450
SOUTH AFRICA	4 907	3 623	2 258	HONG KONG	276	293	175
NAMIBIA	57	101	64	AUSTRALIA	80	80	50
USA	90 621	64 703	40 342	EXPORTS	2 587 432	1 470 720	911 242
CANADA	13 245	6 297	3 853	FRANCE	350 412	190 360	117 520
MEXICO	12 300	8 500	5 369	BELGIUM LUX	243 038	51 490	56 407
GUATEMALA	92	171	103	NETHERLANDS	578 709	237 118	146 270
HONDURAS	99	55	35	ITALY	38 328	32 753	20 486
GUADELOUPE	662	590	367	UNTD KINGDOM	200 748	144 594	89 947
MARTINIQUE	106	94	54	IRELAND	17 227	15 101	9 398
JAMAICA	298	800	459	DENMARK	154 016	78 415	48 620
BARBADOS	35	81	52	GREECE	4 918	5 822	3 586
NETH ANTILL	138	83	49	PORTUGAL	14 521	11 707	7 216
COLOMBIA	798	719	446	SPAIN	28 536	21 297	13 115
VENEZUELA	211	361	216	EU	1 630 453	828 657	512 585
FRENCH GUIAN	3 990	11 910	7 397	CANARY IS	1 777	1 492	910
ECUADOR	3 890	199	123	ICELAND	2 948	2 927	1 807
PERU	365	607	367	NORWAY	9 835	7 092	4 414
BRAZIL	3 131	2 381	1 448	SWEDEN	30 798	24 015	14 903
CHILE	15 927	3 352	2 115	FINLAND	10 627	7 002	4 361
BOLIVIA	197	57	36	SWITZERLAND	118 825	69 359	43 048
URUGUAY	99	87	52	AUSTRIA	296 286	164 470	101 979
ARGENTINA	3 704	3 874	2 472	MALTA	788	736	460
CYPRUS	4 351	1 828	1 143	TURKEY	3 848	3 823	2 386
LEBANON	3 991	2 694	1 683	ESTONIA	1 794	748	474
SYRIA	3 199	1 076	655	LATVIA	993	677	414
IRAN	17 376	8 023	5 067	LITHUANIA	843	560	349
ISRAEL	20 091	11 628	7 161	POLAND	100 177	46 144	28 725
JORDAN	671	739	471	CZECH REPUBL	93 652	57 111	35 541
SAUDI ARABIA	34 209	16 162	9 923	SLOVAKIA	15 682	8 772	5 427
KUWAIT	11 367	7 847	4 754	HUNGARY	49 095	21 861	13 607
BAHRAIN	1 001	1 230	756	ROMANIA	13 963	6 760	4 217
QATAR	1 243	675	424	BULGARIA	1 644	689	438
ARAB EMIRAT	21 553	14 152	8 817	ALBANIA	17	50	30
OMAN	1 473	910	554	UKRAINE	344	287	182
PAKISTAN	1 992	1 245	719	BELARUS	128	140	84
INDIA	3 443	2 415	1 482	RUSSIA	12 681	14 887	9 288
SRI LANKA	223	260	160	KAZAKHSTAN	929	1 365	874
THAILAND	13 149	9 033	5 542	UZBEKISTAN	40	170	107
LAOS	214	91	59	SLOVENIA	12 760	9 343	5 657
VIETNAM	387	406	261	CROATIA	3 534	2 453	1 550
INDONESIA	27 592	13 653	8 361	SERB MONTNEG	405	3 183	2 036
MALAYSIA	21 787	15 151	9 457	MACEDONIA	2 455	710	430
BRUNEI	563	402	240	MOROCCO	391	644	395
SINGAPORE	34 027	23 135	14 295	ALGERIA	2 689	1 941	1 243
PHILIPPINES	2 479	634	402	TUNISIA	4 970	1 099	682
MONGOLIA	107	85	52	LIBYA	2 274	2 282	1 440
CHINA	12 192	11 699	7 214	EGYPT	5 152	3 904	2 381
SOUTH KOREA	38 174	32 460	20 363	SUDAN	814	294	170
JAPAN	13 416	15 464	9 553	SENEGAL	450	213	136
TAIWAN	21 004	16 719	10 367	IVORY COAST	66	131	83
HONG KONG	17 828	15 170	9 456	GHANA	1 461	1 268	783
MACAO	1 874	2 215	1 419	TOGO	468	321	198
AUSTRALIA	6 671	7 648	4 789	NIGERIA	4 152	1 716	1 068
NEW ZEALAND	666	516	323	CAMEROON	33	75	48
NEW CALEDON	138	112	67	ZAIRE	82	127	82
UNID COUNTR	2 290	1 235	751	ANGOLA	46	167	107
692 CONTAINERS, STORAGE, TRNSP				ETHIOPIA	1 746	1 318	835
IMPORTS	1 705 947	743 209	459 555	ERITREA	77	102	66
FRANCE	174 842	80 661	49 906	KENYA	150	56	32
BELGIUM LUX	262 455	89 267	55 165	TANZANIA	74	53	32
NETHERLANDS	176 700	92 575	57 556	MAURITIUS	101	161	103
ITALY	68 560	42 879	26 562	SOUTH AFRICA	4 370	3 896	2 386
UNTD KINGDOM	108 974	76 125	46 749	NAMIBIA	186	128	75
IRELAND	1 160	447	277	USA	25 493	46 422	28 877
DENMARK	29 469	29 364	18 163	CANADA	6 743	5 954	3 683
GREECE	1 558	448	286	MEXICO	2 592	5 852	3 735
PORTUGAL	17 165	5 748	3 539	GUATEMALA	2 156	3 810	2 487
SPAIN	10 469	7 282	4 507	HONDURAS	498	1 702	1 080
EU	851 352	424 796	262 710	PANAMA	39	161	105
NORWAY	1 679	2 209	1 348	BAHAMAS	470	388	241
SWEDEN	25 051	17 466	10 862	DOMINIC REP	25	94	58
FINLAND	2 463	2 669	1 617	ST VINCENT	87	117	67
SWITZERLAND	77 118	48 608	29 958	TRINIDAD TOB	57	52	33
AUSTRIA	147 755	102 644	63 691	COLOMBIA	80	162	104
TURKEY	5 785	5 222	3 248	VENEZUELA	5 093	5 588	3 564
ESTONIA	283	221	142	ECUADOR	185	85	52
LATVIA	2 375	462	283	PERU	2 507	4 168	2 604
LITHUANIA	6 194	731	453	BRAZIL	15 290	10 881	6 881
POLAND	153 673	33 645	20 711	CHILE	2 032	3 441	2 067
				URUGUAY	116	192	112

6 IMPORTS AND EXPORTS (SPECIAL TRADE) BY GROUPS OF THE SITC-REV. III AND BY COUNTRIES OF PRODUCTION AND CONSUMPTION 1994

GROUP COUNTRY	DT = 100 KG	1 000 DM	1 000 \$	GROUP COUNTRY	DT = 100 KG	1 000 DM	1 000 \$
POLAND	309 067	43 604	27 089	PERU	990	887	550
CZECH REPUBL	257 585	32 728	20 320	BRAZIL	12 785	17 698	10 940
SLOVAKIA	101 250	8 609	5 306	CHILE	1 104	1 327	809
HUNGARY	21 959	8 547	5 300	PARAGUAY	10	56	30
ROMANIA	26 541	4 313	2 690	URUGUAY	89	151	86
BULGARIA	30 747	2 687	1 707	ARGENTINA	2 210	4 420	2 755
UKRAINE	2 639	202	128	CYPRUS	371	325	192
BELARUS	22 687	1 498	948	LEBANON	1 436	818	494
RUSSIA	15 986	1 679	1 024	SYRIA	2 194	992	618
TADJIKISTAN	238	140	87	IRAN	2 159	2 049	1 246
SLOVENIA	19 564	6 575	4 079	ISRAEL	5 604	5 953	3 679
CROATIA	310	396	244	JORDAN	5 198	809	490
MACEDONIA	3 132	407	251	SAUDI ARABIA	6 247	7 517	4 621
SOUTH AFRICA	5 637	1 024	631	KUWAIT	669	843	517
USA	31 848	75 480	46 475	BAHRAIN	168	480	287
CANADA	1 543	1 559	960	QATAR	127	163	101
MEXICO	11	99	61	ARAB EMIRAT	4 444	4 492	2 752
BRAZIL	7 027	3 350	2 072	OMAN	193	317	192
IRAN	326	69	42	YEMEN	40	75	45
ISRAEL	1 237	1 434	886	AFGHANISTAN	2 727	269	169
INDIA	17 114	6 761	4 177	PAKISTAN	249	459	280
THAILAND	14 637	6 041	3 786	INDIA	853	2 627	1 615
INDONESIA	1 194	594	363	SRI LANKA	139	247	146
MALAYSIA	162 229	37 222	23 106	MYANMAR	15	145	92
SINGAPORE	13 235	9 181	5 678	THAILAND	886	1 941	1 188
PHILIPPINES	12 319	9 446	5 860	VIETNAM	36	66	40
CHINA	260 768	54 734	33 934	INDONESIA	813	1 527	948
NORTH KOREA	844	117	74	MALAYSIA	1 513	3 018	1 872
SOUTH KOREA	12 419	4 970	3 108	SINGAPORE	6 838	10 769	6 671
JAPAN	32 894	46 498	28 717	PHILIPPINES	1 495	1 103	672
TAIWAN	433 297	145 094	90 039	CHINA	3 174	2 580	1 613
HONG KONG	694	459	277	SOUTH KOREA	2 394	5 624	3 494
AUSTRALIA	37	133	82	JAPAN	2 631	5 314	3 296
EXPORTS	2 248 032	1 855 841	1 148 247	TAIWAN	2 029	3 551	2 217
FRANCE	321 583	254 072	157 032	HONG KONG	1 985	3 846	2 362
BELGIUM LUX	134 634	102 714	63 491	AUSTRALIA	6 586	8 577	5 346
NETHERLANDS	271 889	183 519	113 494	NEW ZEALAND	631	729	445
ITALY	88 169	85 776	52 954	UNID COUNTRY	2 120	1 883	1 154
UNTD KINGDOM	146 142	142 387	87 922	695 TOOLS			
IRELAND	18 292	26 769	16 508	IMPORTS	1 131 772	2 429 294	1 503 297
DENMARK	80 604	57 788	35 845	FRANCE	57 655	194 502	120 674
GREECE	6 642	6 806	4 226	BELGIUM LUX	9 349	65 800	40 724
PORTUGAL	20 725	15 667	9 739	NETHERLANDS	40 774	91 543	56 527
SPAIN	100 042	95 189	58 817	ITALY	68 550	158 434	97 896
EU	1 188 722	970 687	600 028	UNTD KINGDOM	25 550	121 193	75 404
CANARY IS	131	168	95	IRELAND	10 648	25 651	15 901
ICELAND	1 421	1 289	788	DENMARK	8 304	24 017	14 815
NORWAY	22 131	16 402	10 153	GREECE	105	172	104
SWEDEN	146 951	113 991	70 772	PORTUGAL	8 652	28 831	18 201
FINLAND	48 687	30 113	18 766	SPAIN	23 641	42 293	25 827
SWITZERLAND	165 887	156 139	96 813	EU	253 228	752 436	466 073
AUSTRIA	261 272	174 771	108 297	CANARY IS	51	55	33
MALTA	841	974	589	CEUTA MEL	47	139	88
TURKEY	4 284	6 738	4 114	NORWAY	1 749	3 533	2 160
ESTONIA	102	167	100	SWEDEN	13 495	160 415	93 037
LATVIA	301	278	170	FINLAND	3 240	6 924	4 257
LITHUANIA	602	465	288	SWITZERLAND	41 287	362 711	224 847
POLAND	23 721	17 647	10 962	AUSTRIA	55 028	209 378	129 857
CZECH REPUBL	26 587	21 401	13 297	ANDORRA	29	117	74
SLOVAKIA	8 471	5 630	3 517	MALTA	33	708	437
HUNGARY	23 791	20 449	12 704	TURKEY	3 187	6 158	3 838
ROMANIA	2 241	1 133	681	ESTONIA	130	71	41
BULGARIA	1 044	970	605	LATVIA	104	72	46
UKRAINE	540	1 075	659	LITHUANIA	73	417	260
BELARUS	157	174	109	POLAND	23 767	14 912	9 270
RUSSIA	2 290	3 128	1 923	CZECH REPUBL	42 850	74 753	46 420
KAZAKHSTAN	34	81	50	SLOVAKIA	8 406	4 079	2 514
UZBEKISTAN	31	116	72	HUNGARY	10 449	13 117	8 150
SLOVENIA	6 262	7 053	4 386	ROMANIA	3 879	5 016	3 112
CROATIA	3 851	2 590	1 600	BULGARIA	2 547	5 302	3 290
MACEDONIA	497	205	126	ALBANIA	114	55	35
MOROCCO	251	477	286	UKRAINE	504	625	381
ALGERIA	1 788	3 117	1 904	BELARUS	160	251	152
TUNISIA	887	1 099	662	RUSSIA	7 245	4 665	2 862
LIBYA	450	992	606	SLOVENIA	26 459	22 856	14 151
EGYPT	4 376	2 681	1 666	CROATIA	1 402	1 543	951
GUINEA	54	198	127	BOS HERZEGOV	31	130	83
IVORY COAST	128	120	61	MACEDONIA	275	1 265	788
GHANA	4 449	2 469	1 460	TUNISIA	22	232	146
NIGERIA	3 054	1 055	653	EGYPT	97	95	58
CAMEROON	165	358	225	ZAIRE		54	36
GABON	25	64	35	SOUTH AFRICA	3 250	5 985	3 625
ETHIOPIA	41	116	67	USA	28 751	179 940	111 200
KENYA	121	170	99	CANADA	8 262	17 191	10 403
MAURITIUS	51	68	40	MEXICO	278	2 146	1 308
ZIMBABWE	62	88	49	EL SALVADOR	579	492	303
SOUTH AFRICA	19 225	20 167	12 482	NICARAGUA	27	48	31
NAMIBIA	65	62	38	BARBADOS	107	297	188
USA	98 565	111 872	69 313	COLOMBIA	15	63	40
CANADA	7 041	7 231	4 458	BRAZIL	5 729	4 294	2 667
MEXICO	58 863	40 039	24 743	CHILE	270	420	255
GUATEMALA	202	233	141	ARGENTINA	1 142	4 421	2 730
HONDURAS	17	121	69	ISRAEL	1 359	51 659	31 916
EL SALVADOR	688	495	302	SAUDI ARABIA	8	66	40
COSTA RICA	452	404	240	QATAR	98	100	63
PANAMA	155	108	65	PAKISTAN	160	597	368
DOMINIC REP	255	158	102	INDIA	32 487	24 609	15 175
JAMAICA	62	156	93	SRI LANKA	3	264	172
TRINIDAD TOB	57	58	37	BHUTAN	17	76	46
NETH ANTILL	93	87	53	MYANMAR	8	276	177
COLOMBIA	336	1 061	647	THAILAND	437	629	378
VENEZUELA	818	886	538	INDONESIA	322	580	359
FRENCH GUIAN	47	220	140	MALAYSIA	526	725	441
ECUADOR	1 222	837	522				

6 IMPORTS AND EXPORTS (SPECIAL TRADE) BY GROUPS OF THE SITC-REV. III AND BY COUNTRIES OF PRODUCTION AND CONSUMPTION 1994

GROUP COUNTRY	DT = 100 KG	1 000 DM	1 000 \$	GROUP COUNTRY	DT = 100 KG	1 000 DM	1 000 \$
SINGAPORE	272	2 442	1 529	PANAMA	717	1 936	1 192
PHILIPPINES	106	180	107	CUBA	18	67	43
CHINA	270 982	121 356	74 924	HAITI	56	81	48
SOUTH KOREA	4 213	19 498	12 021	DOMINIC REP	642	1 129	702
JAPAN	20 288	160 157	99 428	GUADELOUPE	50	123	71
TAIWAN	249 061	174 580	107 402	MARTINIQUE	36	121	66
HONG KONG	2 512	2 808	1 748	JAMAICA	130	213	128
AUSTRALIA	518	941	580	ST LUCIA	39	74	49
NEW ZEALAND	8	75	45	TRINIDAD TOB	169	702	431
EXPORTS	1 070 675	4 114 327	2 546 067	ARUBA	46	92	60
FRANCE	105 771	490 133	303 134	NETH ANTILL	178	366	218
BELGIUM LUX	47 167	172 327	106 296	COLOMBIA	2 227	6 290	3 930
NETHERLANDS	96 342	312 837	193 172	VENEZUELA	1 116	4 380	2 687
ITALY	56 291	277 831	171 603	GUYANA	110	356	214
UNTD KINGDOM	66 021	278 879	172 479	SURINAME	76	166	107
IRELAND	7 408	18 885	11 606	FRENCH GUIAN	16	60	34
DENMARK	31 532	105 850	65 397	ECUADOR	1 663	3 653	2 249
GREECE	8 917	22 214	13 690	PERU	1 548	3 560	2 227
PORTUGAL	36 329	125 204	77 788	BRAZIL	4 567	26 610	16 579
SPAIN	44 459	141 299	87 028	CHILE	3 274	10 650	6 574
EU	500 237	1 945 459	1 202 193	BOLIVIA	821	2 065	1 286
CANARY IS	631	1 679	1 047	PARAGUAY	638	1 250	781
CEUTA MEL	199	140	84	URUGUAY	266	943	591
ICELAND	595	1 743	1 051	ARGENTINA	2 233	12 628	7 879
NORWAY	8 088	34 164	21 260	CYPRUS	1 312	3 006	1 846
SWEDEN	30 508	121 813	75 701	LEBANON	2 042	3 329	2 063
FINLAND	8 896	38 724	24 002	SYRIA	3 926	6 122	3 766
SWITZERLAND	68 845	298 625	185 110	IRAN	5 156	18 898	11 636
AUSTRIA	75 641	275 428	170 531	ISRAEL	8 132	25 216	15 649
ANDORRA	36	214	132	JORDAN	1 245	2 418	1 483
MALTA	588	2 288	1 410	SAUDI ARABIA	8 581	24 056	14 837
TURKEY	4 776	23 296	14 327	KUWAIT	1 589	4 356	2 696
ESTONIA	647	1 246	764	BAHRAIN	452	1 705	1 067
LATVIA	507	1 649	1 013	QATAR	237	965	587
LITHUANIA	1 051	2 018	1 230	ARAB EMIRAT	6 333	20 601	12 720
POLAND	20 256	42 708	26 488	OMAN	260	850	510
CZECH REPUB	47 063	115 313	71 608	YEMEN	78	327	203
SLOVAKIA	2 547	9 928	6 101	PAKISTAN	730	2 049	1 262
HUNGARY	13 403	35 197	21 867	INDIA	11 865	20 882	12 963
ROMANIA	1 645	6 584	4 056	BANGLADESH	229	470	293
BULGARIA	950	3 209	1 963	SRI LANKA	849	2 131	1 311
ALBANIA	25	85	56	NEPAL	15	135	84
UKRAINE	1 119	2 839	1 749	BHUTAN	45	179	110
BELARUS	482	2 843	1 729	MYANMAR	25	465	290
MOLDOVA	32	228	134	THAILAND	6 156	20 854	12 946
RUSSIA	7 406	33 279	20 629	LAOS	302	192	123
GEORGIA	11	85	57	VIETNAM	5 151	15 470	9 295
AZERBAIJAN	67	81	51	INDONESIA	5 776	15 749	9 757
KAZAKHSTAN	624	1 980	1 231	MALAYSIA	4 125	14 545	9 003
TURKMENISTAN	45	180	112	BRUNEI	37	501	309
UZBEKISTAN	102	1 633	1 004	SINGAPORE	10 991	56 534	35 090
KYRGHYZSTAN	66	159	102	PHILIPPINES	1 081	5 789	3 574
SLOVENIA	4 298	15 411	9 588	MONGOLIA	55	177	108
CROATIA	2 768	9 112	5 622	CHINA	7 174	30 545	18 647
BOS HERZEGOV	129	275	171	NORTH KOREA	51	209	130
MACEDONIA	383	1 432	896	SOUTH KOREA	8 320	50 761	31 471
MOROCCO	482	1 372	838	JAPAN	10 698	79 116	49 022
ALGERIA	754	8 036	4 916	TAIWAN	7 374	33 162	20 555
TUNISIA	754	2 992	1 841	HONG KONG	9 504	40 638	25 183
LIBYA	908	5 840	3 566	AUSTRALIA	7 558	32 530	20 245
EGYPT	3 260	11 523	7 118	PAPUA NEW G	32	102	68
SUDAN	47	244	148	NEW ZEALAND	1 589	4 749	2 946
MAURITANIA	31	63	42	NEW CALEDON	55	138	80
MALI	26	111	66	FR POLYNESIA	80	125	79
BURKINA FASO	28	56	35	POLAR REG	3	50	32
GAMBIA	65	209	127	UNID COUNTR	959	3 933	2 400
GUINEA	56	134	81	696 CUTLERY			
SIERRA LEONE	184	198	122	IMPORTS	259 465	656 446	405 371
LIBERIA	141	459	281	FRANCE	1 506	5 308	3 262
IVORY COAST	573	2 125	1 324	BELGIUM LUX	285	783	490
GHANA	45	89	53	NETHERLANDS	3 958	13 760	8 570
TOGO	134	283	176	ITALY	11 013	38 586	23 970
BENIN	3 059	7 411	4 609	UNTD KINGDOM	15 768	47 873	29 524
NIGERIA	107	443	273	DENMARK	129	510	317
CAMEROON	18	221	129	GREECE	84	217	138
GABON	182	1 462	910	PORTUGAL	2 304	4 116	2 575
CONGO	93	519	324	SPAIN	3 619	15 347	9 254
ZAIRE	99	411	253	EU	38 666	126 500	78 100
ANGOLA	669	1 593	997	NORWAY	109	633	389
ETHIOPIA	47	105	67	SWEDEN	174	701	428
ERITREA	583	1 403	861	FINLAND	850	3 879	2 400
KENYA	149	347	214	SWITZERLAND	3 629	41 400	25 722
UGANDA	1 288	1 878	1 186	AUSTRIA	547	2 349	1 433
TANZANIA	161	231	144	TURKEY	682	707	436
MOZAMBIQUE	36	77	46	POLAND	395	727	440
MADAGASCAR	60	125	68	CZECH REPUB	2 108	3 846	2 410
REUNION	252	758	457	HUNGARY	44	195	118
MAURITIUS	134	557	349	ROMANIA	249	292	184
ZAMBIA	369	1 172	735	BULGARIA	62	112	70
ZIMBABWE	89	281	178	SLOVENIA	321	311	188
MALAWI	7 551	28 631	17 755	CROATIA	214	2 902	1 879
SOUTH AFRICA	132	499	314	TUNISIA	27	66	38
NAMIBIA	43	76	46	SOUTH AFRICA	39	316	201
BOTSWANA	66 725	313 337	194 404	USA	19 819	99 616	61 207
USA	6 841	37 678	23 395	MEXICO	335	4 359	2 814
CANADA	10 359	36 006	22 210	BRAZIL	1 224	4 135	2 533
MEXICO	60	89	57	ARGENTINA	3 879	43 841	26 712
BERMUDA	900	2 005	1 227	LEBANON	47	758	480
GUATEMALA	29	48	32	ISRAEL	119	323	201
BELIZE	326	753	467	PAKISTAN	2 671	4 803	2 972
HONDURAS	931	1 432	885	INDIA	430	674	421
EL SALVADOR	75	187	112	BANGLADESH	222	252	152
NICARAGUA	866	2 242	1 380	THAILAND	903	1 465	904

6 IMPORTS AND EXPORTS (SPECIAL TRADE) BY GROUPS OF THE SITC-REV. III AND BY COUNTRIES OF PRODUCTION AND CONSUMPTION 1994

GROUP COUNTRY	DT = 100 KG	1 000 DM	1 000 \$	GROUP COUNTRY	DT = 100 KG	1 000 DM	1 000 \$
INDONESIA	23 531	30 828	19 080	NEPAL	31	170	109
MALAYSIA	248	576	354	THAILAND	172	1 715	1 074
SINGAPORE	2 671	20 578	12 619	VIETNAM	506	2 081	1 273
PHILIPPINES	342	436	265	INDONESIA	185	1 097	667
CHINA	95 182	114 850	71 223	MALAYSIA	278	1 371	858
NORTH KOREA	80	94	59	SINGAPORE	355	2 561	1 605
SOUTH KOREA	35 007	75 255	46 532	PHILIPPINES	112	692	425
JAPAN	9 866	41 360	25 427	CHINA	193	422	258
TAIWAN	11 874	19 705	12 160	SOUTH KOREA	579	5 806	3 609
HONG KONG	2 766	7 390	4 692	JAPAN	2 687	18 934	11 757
EXPORTS	195 330	1 007 911	624 034	TAIWAN	333	2 710	1 692
FRANCE	29 539	156 280	97 049	HONG KONG	860	6 192	3 893
BELGIUM LUX	7 602	37 473	23 090	AUSTRALIA	1 103	7 339	4 557
NETHERLANDS	15 536	74 721	46 251	AUST OCEANIA	8	85	52
ITALY	16 013	81 965	50 609	NEW ZEALAND	228	1 595	992
UNTD KINGDOM	22 064	98 201	60 826	NEW CALEDON	6	45	31
IRELAND	332	1 900	1 158	UNID COUNTR	112	757	462
DENMARK	7 974	38 412	23 690	697 HOUSEHOLD EQUIPMENT, NES			
GREECE	3 342	17 275	10 700	IMPORTS	1 905 019	1 493 701	923 335
PORTUGAL	3 723	16 218	10 024	FRANCE	75 764	77 657	48 057
SPAIN	11 990	53 718	33 218	BELGIUM LUX	35 365	42 364	25 630
EU	118 115	576 164	356 615	NETHERLANDS	55 877	56 195	34 818
CANARY IS	35	296	180	ITALY	359 312	307 225	189 564
ICELAND	122	658	406	UNTD KINGDOM	21 154	26 195	16 179
NORWAY	847	4 841	3 027	IRELAND	801	3 343	2 080
SWEDEN	1 358	9 377	5 812	DENMARK	23 035	25 260	15 747
FINLAND	760	3 556	2 211	GREECE	7 137	11 347	7 140
SWITZERLAND	8 279	50 229	31 165	PORTUGAL	1 850	2 934	1 820
AUSTRIA	10 267	48 510	30 135	SPAIN	25 095	24 507	15 119
ANDORRA	69	712	437	EU	605 390	577 027	356 154
MALTA	59	386	231	ICELAND	2 044	3 294	2 009
TURKEY	1 049	4 906	2 998	NORWAY	2 534	2 335	1 434
ESTONIA	44	267	165	SWEDEN	17 470	13 596	8 402
LATVIA	48	266	169	FINLAND	54 756	19 230	11 963
LITHUANIA	229	671	408	SWITZERLAND	50 831	79 525	49 231
POLAND	2 711	9 541	5 895	AUSTRIA	79 755	62 620	38 905
CZECH REPUB	3 374	8 016	5 027	MALTA	1 663	2 091	1 287
SLOVAKIA	63	331	201	TURKEY	41 181	30 828	18 976
HUNGARY	1 914	5 951	3 713	ESTONIA	194	101	61
ROMANIA	299	909	564	LITHUANIA	239	102	60
BULGARIA	180	655	401	POLAND	97 042	42 579	26 265
UKRAINE	60	285	163	CZECH REPUB	94 306	31 139	19 374
BELARUS	43	284	181	SLOVAKIA	23 132	5 486	3 426
RUSSIA	1 680	7 595	4 685	HUNGARY	111 207	51 263	31 936
KAZAKHSTAN	12	89	58	ROMANIA	5 111	2 710	1 682
SLOVENIA	495	2 622	1 822	UKRAINE	1 634	242	148
CROATIA	823	3 146	1 983	RUSSIA	770	512	314
BOS HERZEGOV	84	146	89	SLOVENIA	27 353	21 120	12 907
MACEDONIA	69	247	155	CROATIA	3 117	1 128	689
MOROCCO	193	854	521	MACEDONIA	2 834	1 509	938
TUNISIA	12	119	68	EGYPT	152	210	129
EGYPT	491	1 954	1 223	SOUTH AFRICA	3 678	2 820	1 753
GAMBIA	40	75	43	USA	13 862	21 544	13 207
IVORY COAST	369	759	475	CANADA	1 573	2 252	1 408
GHANA	423	928	567	MEXICO	345	489	298
TOGO	127	273	170	VENEZUELA	596	473	289
NIGERIA	189	466	292	BRAZIL	480	733	435
CAMEROON	33	82	50	CHILE	27	84	50
ZAIRE	756	1 403	867	ARGENTINA	36	56	34
ETHIOPIA	6	72	43	SYRIA	107	76	47
KENYA	39	107	69	IRAN	82	98	59
MAURITIUS	11	54	34	ISRAEL	96	146	91
ZIMBABWE	7	83	52	PAKISTAN	470	581	360
SOUTH AFRICA	1 319	7 171	4 479	INDIA	47 061	60 181	37 516
NAMIBIA	8	81	48	SRI LANKA	66	74	44
USA	15 368	125 713	77 582	NEPAL	129	367	226
CANADA	1 883	11 735	7 253	THAILAND	6 473	9 296	5 733
MEXICO	895	4 777	2 977	VIETNAM	142	82	51
BERMUDA	2	61	36	INDONESIA	4 935	3 523	2 197
GUATEMALA	84	339	207	MALAYSIA	7 306	2 124	1 288
HONDURAS	21	88	55	SINGAPORE	713	622	382
EL SALVADOR	41	180	107	PHILIPPINES	2 617	3 309	2 031
COSTA RICA	77	446	277	CHINA	358 819	221 628	137 632
PANAMA	54	543	336	SOUTH KOREA	99 320	112 286	68 675
BAHAMAS	15	48	30	JAPAN	2 109	5 688	3 528
AM VIRGIN IS	4	65	40	TAIWAN	119 606	84 056	52 061
GUADELOUPE	22	124	72	HONG KONG	10 667	11 788	7 242
TRINIDAD TOB	31	98	60	AUSTRALIA	599	336	198
ARUBA	5	63	33	EXPORTS	782 683	950 114	587 484
NETH ANTILL	25	164	100	FRANCE	77 185	101 776	62 773
COLOMBIA	308	1 093	675	BELGIUM LUX	56 362	63 586	39 157
VENEZUELA	339	1 608	1 004	NETHERLANDS	90 720	87 804	54 181
ECUADOR	50	517	316	ITALY	25 670	38 582	23 798
PERU	195	880	558	UNTD KINGDOM	50 141	38 171	23 592
BRAZIL	955	4 464	2 822	IRELAND	3 630	2 916	1 806
CHILE	312	1 702	1 071	DENMARK	11 099	12 642	7 818
PARAGUAY	89	663	422	GREECE	7 777	14 804	9 144
URUGUAY	50	369	233	PORTUGAL	4 548	7 033	4 399
ARGENTINA	541	3 245	2 011	SPAIN	16 631	29 491	18 223
CYPRUS	416	2 037	1 234	EU	343 763	396 805	244 831
LEBANON	224	1 329	813	CANARY IS	485	676	415
SYRIA	498	1 113	690	ICELAND	1 180	1 185	723
IRAN	563	1 807	1 115	NORWAY	5 665	7 011	4 348
ISRAEL	1 748	8 797	5 423	SWEDEN	17 013	13 500	8 393
JORDAN	23	408	257	FINLAND	3 451	4 947	3 073
SAUDI ARABIA	1 412	7 323	4 500	SWITZERLAND	115 721	127 537	78 988
KUWAIT	158	999	618	AUSTRIA	123 329	152 747	94 730
BAHRAIN	37	380	235	ANDORRA	185	491	306
QATAR	45	287	177	MALTA	368	379	230
ARAB EMIRAT	3 358	13 659	8 418	TURKEY	7 984	6 537	4 066
OMAN	30	319	198	ESTONIA	258	352	216
AFGHANISTAN	301	572	337				
PAKISTAN	72	239	144				
SRI LANKA	12	106	64				

6 IMPORTS AND EXPORTS (SPECIAL TRADE) BY GROUPS OF THE SITC-REV. III AND BY COUNTRIES OF PRODUCTION AND CONSUMPTION 1994

GROUP COUNTRY	DT = 100 KG	1 000 DM	1 000 \$	GROUP COUNTRY	DT = 100 KG	1 000 DM	1 000 \$
LATVIA	616	737	456	AUSTRIA	830 446	670 071	414 925
LITHUANIA	2 969	1 655	1 020	MALTA	318	1 069	655
POLAND	20 270	18 687	11 608	TURKEY	55 966	23 983	14 952
CZECH REPUB.	17 098	16 878	10 508	ESTONIA	2 317	2 703	1 599
SLOVAKIA	1 180	1 269	778	LATVIA	3 100	597	376
HUNGARY	10 421	11 032	6 854	LITHUANIA	98 030	7 336	4 542
ROMANIA	799	1 132	696	POLAND	1 035 096	203 081	126 031
BULGARIA	687	615	385	CZECH REPUB.	1 059 437	261 129	162 104
ALBANIA	1 751	875	509	SLOVAKIA	218 725	40 746	25 242
UKRAINE	880	1 298	808	HUNGARY	256 780	101 157	62 862
BELARUS	794	1 109	677	ROMANIA	128 766	15 951	9 904
RUSSIA	10 374	15 441	9 504	BULGARIA	59 797	5 814	3 617
KAZAKHSTAN	163	338	210	UKRAINE	27 993	2 440	1 531
SLOVENIA	2 580	5 339	3 283	BELARUS	2 252	512	305
CROATIA	3 458	4 363	2 715	RUSSIA	105 242	14 091	8 795
BOS HERZEGOV	95	106	64	KAZAKHSTAN	20	89	55
MACEDONIA	1 014	923	568	TADJIKISTAN	15 798	2 554	1 565
MOROCCO	261	296	183	SLOVENIA	148 307	98 099	54 595
ALGERIA	178	591	347	CROATIA	49 241	19 904	12 289
TUNISIA	507	468	284	MACEDONIA	7 633	2 013	1 248
LIBYA	182	275	166	MOROCCO	60	75	45
EGYPT	240	439	269	TUNISIA	57	330	196
GAMBIA	189	56	34	CONGO	30	182	116
IVORY COAST	55	61	38	DJIBOUTI	963	155	91
GHANA	1 069	241	148	MAURITIUS	138	372	230
NIGERIA	24	89	41	SOUTH AFRICA	17 209	4 797	2 986
KENYA	17	51	31	USA	131 966	274 790	170 369
TANZANIA	92	96	54	CANADA	4 322	5 724	3 556
REUNION	158	131	81	MEXICO	808	1 715	1 062
MAURITIUS	37	184	112	BARBADOS	21	455	282
SOUTH AFRICA	1 671	3 445	2 133	VENEZUELA	15 197	61	36
NAMIBIA	116	96	56	BRAZIL	15 578	12 927	8 047
USA	21 974	41 230	25 646	URUGUAY	386	215	137
CANADA	2 867	4 231	2 603	ARGENTINA	86	5 341	3 440
MEXICO	2 508	3 112	1 918	CYPRUS	12	94	60
GUATEMALA	285	335	204	LEBANON	6	69	41
HONDURAS	32	86	54	IRAN	1 098	263	169
EL SALVADOR	46	111	70	ISRAEL	59 872	47 448	29 507
COSTA RICA	59	237	151	JORDAN	1 589	1 347	858
BAHAMAS	15	184	118	SAUDI ARABIA	2 462	1 922	1 243
GUADELOUPE	181	120	70	PAKISTAN	203	377	233
MARTINIQUE	227	151	94	INDIA	20 653	10 696	6 639
ST LUCIA	32	52	33	SRI LANKA	124	951	583
BARBADOS	105	120	72	THAILAND	4 899	4 387	2 683
GRENADA	59	86	42	INDONESIA	2 852	2 125	1 285
ARUBA	32	51	31	MALAYSIA	26 863	23 002	14 149
NETH ANTILL	313	433	264	SINGAPORE	17 886	36 602	22 639
COLOMBIA	196	642	401	PHILIPPINES	284	510	317
VENEZUELA	41	78	48	CHINA	394 656	129 545	80 370
ECUADOR	102	245	155	NORTH KOREA	911	644	401
PERU	51	151	95	SOUTH KOREA	11 357	11 854	7 305
BRAZIL	199	540	338	JAPAN	28 337	77 167	47 459
CHILE	393	567	348	TAIWAN	101 489	102 494	63 175
PARAGUAY	107	143	88	HONG KONG	8 847	8 720	5 361
URUGUAY	29	54	31	AUSTRALIA	7 310	4 920	3 093
ARGENTINA	435	843	523	NEW ZEALAND	882	488	295
CYPRUS	1 427	1 973	1 230	EXPORTS	8 399 289	8 283 511	5 123 560
LEBANON	909	1 873	1 159	FRANCE	1 065 293	997 162	615 955
SYRIA	195	207	126	BELGIUM LUX	683 756	660 920	407 736
IRAN	1 206	1 832	1 144	NETHERLANDS	811 555	722 420	445 388
ISRAEL	3 574	5 152	3 183	ITALY	439 245	410 351	252 884
JORDAN	450	469	277	UNTD KINGDOM	668 985	769 876	476 134
SAUDI ARABIA	3 764	9 432	5 788	IRELAND	26 517	28 777	17 866
KUWAIT	766	1 715	1 054	DENMARK	229 445	206 446	127 548
BAHRAIN	125	355	213	GREECE	34 859	45 858	28 338
QATAR	244	465	284	PORTUGAL	45 176	57 142	35 470
ARAB EMIRAT	3 043	4 806	2 963	SPAIN	359 585	387 613	239 879
OMAN	89	203	128	EU	4 358 416	4 286 565	2 647 198
PAKISTAN	96	197	118	CANARY IS	1 407	2 550	1 562
INDIA	90	110	71	CEUTA MEL	18	71	45
SRI LANKA	86	81	50	ICELAND	3 902	3 444	2 123
THAILAND	983	1 833	1 142	NORWAY	76 821	73 610	45 605
VIETNAM	77	110	62	SWEDEN	335 606	364 486	226 213
INDONESIA	2 305	2 754	1 696	FINLAND	121 946	89 337	55 508
MALAYSIA	1 418	2 939	1 817	SWITZERLAND	444 481	495 764	307 337
SINGAPORE	3 943	6 421	3 960	AUSTRIA	885 831	781 828	484 335
PHILIPPINES	790	1 066	657	FAEROE IS	180	145	93
CHINA	286	336	208	ANDORRA	43	51	30
SOUTH KOREA	9 958	20 455	12 590	MALTA	3 321	3 767	2 298
JAPAN	7 837	14 255	8 816	SAN MARINO	956	740	456
TAIWAN	2 081	2 816	1 741	TURKEY	28 496	39 219	24 260
HONG KONG	2 675	5 730	3 528	ESTONIA	3 078	3 182	1 986
AUSTRALIA	3 084	5 345	3 350	LATVIA	2 751	3 131	1 966
NEW ZEALAND	527	1 061	662	LITHUANIA	4 278	4 752	2 958
UNTD COUNTR	483	677	408	POLAND	227 661	177 602	110 829
699 MANUFACTS. BASE METAL, NES				CZECH REPUB.	238 695	194 450	120 874
IMPORTS	8 933 728	5 046 899	3 125 991	SLOVAKIA	35 055	26 696	16 575
FRANCE	808 878	494 699	306 214	HUNGARY	91 651	84 629	52 574
BELGIUM LUX	203 239	117 661	72 944	ROMANIA	24 742	25 556	15 780
NETHERLANDS	435 012	378 477	233 782	BULGARIA	6 616	7 846	4 750
ITALY	1 064 578	692 098	428 561	ALBANIA	200	210	126
UNTD KINGDOM	366 085	259 944	161 528	UKRAINE	3 107	5 001	3 053
IRELAND	44 107	45 173	27 934	BELARUS	1 543	1 612	994
DENMARK	221 490	119 632	73 860	MOLDOVA	608	946	602
GREECE	3 781	3 438	2 130	RUSSIA	52 590	38 389	23 733
PORTUGAL	124 718	47 528	29 501	AZERBAIJAN	1 400	327	196
SPAIN	178 504	133 680	82 925	KAZAKHSTAN	2 531	2 910	1 823
EU	3 450 392	2 292 330	1 419 379	TURKMENISTAN	27 193	5 824	3 608
CANARY IS	36	70	43	UZBEKISTAN	56 157	16 158	9 673
NORWAY	33 040	19 638	12 236	TADJIKISTAN	2 363	579	365
SWEDEN	152 531	120 409	74 576	KYRGHYZSTAN	18	53	31
FINLAND	35 786	12 602	7 844	SLOVENIA	57 611	41 723	25 834
SWITZERLAND	291 788	365 389	226 037	CROATIA	16 933	13 299	8 296
				BOS HERZEGOV	59	156	97

6 IMPORTS AND EXPORTS (SPECIAL TRADE) BY GROUPS OF THE SITC-REV. III AND BY COUNTRIES OF PRODUCTION AND CONSUMPTION 1994

GROUP COUNTRY	DT = 100 KG	1 000 DM	1 000 \$	GROUP COUNTRY	DT = 100 KG	1 000 DM	1 000 \$
SERB MONTNEG	110	106	63	HONG KONG	14 799	27 389	16 970
MACEDONIA	1 211	1 775	1 103	MACAO	113	93	57
MOROCCO	1 293	3 578	2 195	AUSTRALIA	66 085	82 155	50 852
ALGERIA	6 558	6 160	3 803	PAPUA NEW G	70	102	60
TUNISIA	7 333	8 719	5 361	NEW ZEALAND	8 975	8 147	5 046
LIBYA	1 513	2 874	1 761	NEW CALEDON	239	431	263
EGYPT	8 600	8 720	5 400	FIJI	52	105	65
SUDAN	168	238	143	WEST SAMOA	471	132	86
MAURITANIA	99	138	83	FR POLYNESIA	255	505	302
NIGER	610	260	159	SHIPS SUPPL	127	87	54
SENEGAL	449	182	110	UNID COUNTR	4 806	5 505	3 359
GAMBIA	82	67	40				
GUINEA	46	120	74				
LIBERIA	626	186	122				
IVORY COAST	190	402	244				
GHANA	1 446	915	575				
TOGO	227	218	137				
BENIN	143	91	53				
NIGERIA	10 034	4 885	2 993				
CAMEROON	142	209	123				
GABON	371	325	202				
CONGO	868	454	280				
ZAIRE	211	171	107				
ETHIOPIA	22 864	2 312	1 397				
ERITREA	63	77	49				
KENYA	824	1 068	640				
UGANDA	67	111	68				
TANZANIA	250	432	265				
BRIT IND OC	149	106	64				
MOZAMBIQUE	37	85	49				
MADAGASCAR	290	193	112				
REUNION	397	592	365				
MAURITIUS	585	927	568				
ZAMBIA	126	260	160				
ZIMBABWE	219	420	259				
MALAWI	77	141	85				
SOUTH AFRICA	55 776	55 454	34 336				
NAMIBIA	1 275	514	326				
USA	440 229	521 682	323 022				
CANADA	58 723	52 900	32 827				
ST PIERRE	273	273	173				
MEXICO	94 126	102 899	63 536				
GUATEMALA	2 263	1 841	1 012				
HONDURAS	847	623	393				
EL SALVADOR	371	563	342				
NICARAGUA	26	54	34				
COSTA RICA	1 096	1 319	814				
PANAMA	273	405	249				
CUBA	443	1 362	848				
HAITI	208	141	83				
BAHAMAS	105	107	68				
DOMINIC REP	308	648	404				
GUADELOUPE	200	363	213				
MARTINIQUE	152	279	156				
JAMAICA	106	350	209				
ST LUCIA	142	88	56				
ST VINCENT	40	60	39				
BARBADOS	48	142	91				
TRINIDAD TOB	2 021	670	419				
ARUBA	21	75	46				
NETH ANTILL	545	644	393				
COLOMBIA	5 787	5 437	3 369				
VENEZUELA	8 802	6 294	3 917				
GUYANA	271	81	50				
SURINAME	270	138	85				
ECUADOR	1 264	1 990	1 214				
PERU	1 587	1 639	1 015				
BRAZIL	37 285	59 676	37 026				
CHILE	7 231	7 242	4 495				
BOLIVIA	512	578	354				
PARAGUAY	199	483	298				
URUGUAY	1 088	996	609				
ARGENTINA	10 088	10 901	6 776				
CYPRUS	2 354	2 796	1 715				
LEBANON	2 353	2 913	1 805				
SYRIA	6 386	2 305	1 439				
IRAN	9 673	10 448	6 254				
ISRAEL	44 681	39 770	24 615				
JORDAN	3 774	2 789	1 715				
SAUDI ARABIA	29 892	31 295	19 322				
KUWAIT	6 415	6 031	3 729				
BAHRAIN	4 203	3 028	1 871				
QATAR	299	828	498				
ARAB EMIRAT	14 425	19 649	12 116				
OMAN	1 124	2 924	1 842				
YEMEN	4 087	957	559				
AFGHANISTAN	183	97	61				
PAKISTAN	1 972	3 025	1 862				
INDIA	15 696	20 300	12 405				
BANGLADESH	431	467	293				
SRI LANKA	434	1 236	769				
NEPAL	1 628	1 671	1 061				
MYANMAR	746	344	218				
THAILAND	10 928	27 427	16 842				
LAOS	25	65	42				
VIETNAM	441	596	365				
INDONESIA	14 840	11 680	7 197				
MALAYSIA	17 310	19 610	12 186				
BRUNEI	24	130	77				
SINGAPORE	39 570	55 801	34 660				
PHILIPPINES	6 758	6 780	4 158				
CHINA	13 615	16 135	9 979				
NORTH KOREA	146	200	118				
SOUTH KOREA	37 856	48 788	30 138				
JAPAN	59 381	98 178	60 738				
TAIWAN	30 461	37 350	23 165				
				700 CPL IND PLANT (84/85/87)			
				EXPORTS	1 830 790	6 190 353	3 830 380
				FRANCE	10 249	26 575	15 787
				BELGIUM LUX	11 732	29 042	17 467
				NETHERLANDS	1 163	25 556	15 729
				ITALY	414	4 000	2 557
				UNTD KINGDOM	5 404	21 633	13 324
				IRELAND	5 918	39 643	23 071
				PORTUGAL	7 203	90 264	56 113
				SPAIN	11 812	118 578	75 315
				EU	53 895	355 291	219 363
				NORWAY	2 180	7 473	4 561
				SWEDEN	2 221	13 718	8 452
				FINLAND	3 459	31 818	19 669
				SWITZERLAND	522	6 010	3 813
				AUSTRIA	5 065	29 758	18 405
				TURKEY	29 317	128 194	78 336
				LATVIA	6 353	9 896	6 097
				LITHUANIA	1 758	1 928	1 178
				POLAND	26 912	33 721	21 369
				CZECH REPUB	28 030	36 323	22 029
				SLOVAKIA	46	270	155
				HUNGARY	5 897	20 256	12 525
				ROMANIA	3 649	35 056	22 174
				BULGARIA	396	595	377
				UKRAINE	52 584	175 156	110 005
				BELARUS	32 986	63 393	39 865
				RUSSIA	117 831	391 632	244 266
				KAZAKHSTAN	6 444	54 607	34 657
				TURKMENISTAN	1 113	3 554	2 129
				UZBEKISTAN	698	2 635	1 529
				SLOVENIA	1 967	4 260	2 648
				CROATIA	1 354	7 778	4 762
				MOROCCO	1 095	2 188	1 370
				ALGERIA	6 907	53 799	31 374
				TUNISIA	421	5 252	3 019
				LIBYA	19 630	100 523	62 670
				EGYPT	18 130	32 911	20 562
				SIERRA LEONE	13	142	82
				GHANA	806	3 198	1 888
				TOGO	522	2 312	1 491
				BENIN	139	213	134
				NIGERIA	13 576	26 179	15 979
				GABON	140	3 407	2 092
				ZAIRE	141	894	570
				ETHIOPIA	210	392	250
				KENYA	596	1 106	689
				TANZANIA	666	1 872	1 207
				ZAMBIA	1 097	4 963	3 050
				SOUTH AFRICA	18 066	54 628	34 074
				USA	58 835	189 003	115 672
				CANADA	14 064	27 300	17 059
				MEXICO	43 494	260 852	161 460
				DOMINIC REP	448	3 625	2 189
				TRINIDAD TOB	258	403	250
				COLOMBIA	3 793	36 851	22 439
				VENEZUELA	791	12 057	7 627
				FRENCH GUIAN	43	224	143
				ECUADOR	8	92	56
				PERU	5 125	11 972	6 885
				BRAZIL	14 806	33 477	19 747
				BOLIVIA	41	298	194
				ARGENTINA	22 594	53 596	32 308
				SYRIA	16 934	8 613	5 194
				IRAN	114 094	270 993	164 141
				ISRAEL	2 169	1 400	806
				JORDAN	10 122	27 709	17 756
				SAUDI ARABIA	87 690	333 870	210 183
				KUWAIT	83	805	473
				BAHRAIN	213	6 729	4 118
				QATAR	13 740	109 240	70 352
				ARAB EMIRAT	42 735	264 522	165 003
				OMAN	310	4 790	3 055
				PAKISTAN	35 134	163 513	93 331
				INDIA	31 814	137 863	84 869
				BANGLADESH	4	297	175
				SRI LANKA	598	2 827	1 779
				THAILAND	135 086	312 603	189 092
				VIETNAM	339	1 289	816
				INDONESIA	90 980	340 619	208 470
				MALAYSIA	109 124	363 721	230 255
				BRUNEI	1 031	11 922	7 583
				SINGAPORE	5 636	44 815	28 503
				PHILIPPINES	10 950	17 492	10 186
				CHINA	325 555	798 896	488 143
				SOUTH KOREA	63 225	246 493	157 212
				JAPAN	14 594	42 325	26 562
				TAIWAN	83 914	319 698	198 716
				HONG KONG	496	1 416	904
				MACAO	1 662	6 379	4 070
				AUSTRALIA	1 160	12 359	7 675

6 IMPORTS AND EXPORTS (SPECIAL TRADE) BY GROUPS OF THE SITC-REV. III AND BY COUNTRIES OF PRODUCTION AND CONSUMPTION 1994

GROUP COUNTRY	DT = 100 KG	1 000 DM	1 000 \$	GROUP COUNTRY	DT = 100 KG	1 000 DM	1 000 \$
711 STEAM GENER. BOILERS, ETC.				712 STEAM TURBINES			
IMPORTS	118 404	77 425	47 974	IMPORTS	43 461	258 289	159 239
FRANCE	12 728	3 290	2 005	FRANCE	1 882	12 112	7 470
BELGIUM LUX	2 199	3 479	2 168	BELGIUM LUX	68	338	207
NETHERLANDS	5 645	5 116	3 155	NETHERLANDS	1 554	6 784	4 158
ITALY	1 758	1 527	953	ITALY	2 342	7 655	4 701
UNTD KINGDOM	474	420	266	UNTD KINGDOM	3 715	47 672	29 217
DENMARK	9 090	12 786	8 083	DENMARK	57	308	193
SPAIN	472	382	245	GREECE	106	2 200	1 401
EU	32 375	27 035	16 896	PORTUGAL	28	82	52
NORWAY	300	358	218	SPAIN	9	138	88
SWEDEN	1 457	3 054	1 825	EU	9 761	77 289	47 487
FINLAND	5 713	8 345	5 073	NORWAY	27	251	161
SWITZERLAND	978	3 511	2 190	SWEDEN	371	1 931	1 197
AUSTRIA	14 260	13 082	8 227	FINLAND	704	18 519	11 263
TURKEY	473	326	212	SWITZERLAND	12 407	77 699	48 252
ESTONIA	1 755	1 092	691	AUSTRIA	6 862	42 447	26 092
LITHUANIA	227	168	107	TURKEY	5	186	122
POLAND	25 198	7 358	4 555	POLAND	6 798	7 133	4 427
CZECH REPUBL.	20 171	5 895	3 613	CZECH REPUBL.	2 020	7 619	4 714
SLOVAKIA	2 037	815	516	HUNGARY	1 798	1 367	838
HUNGARY	4 677	2 257	1 389	BULGARIA	14	150	92
RUSSIA	3 692	1 129	649	RUSSIA	200	369	226
SLOVENIA	298	163	101	SLOVENIA	65	137	88
CROATIA	3 188	1 382	834	CROATIA	154	430	263
USA	201	804	485	EGYPT	37	127	80
BRAZIL	1 373	549	334	NIGERIA	56	260	149
TAIWAN	26	71	42	SOUTH AFRICA	32	1 464	932
EXPORTS	201 271	284 556	175 416	USA	1 423	14 469	9 003
FRANCE	5 214	6 715	4 185	CANADA	18	120	72
BELGIUM LUX	2 059	2 716	1 699	VENEZUELA	7	118	70
NETHERLANDS	13 994	16 130	9 617	ARGENTINA	14	1 117	674
ITALY	3 048	4 000	2 499	ISRAEL	25	233	149
UNTD KINGDOM	1 891	3 795	2 328	ARAB EMIRAT	276	317	188
IRELAND	886	1 005	606	INDIA	19	122	73
DENMARK	6 653	4 541	2 804	THAILAND	6	160	92
GREECE	1 134	1 108	673	INDONESIA	110	177	107
PORTUGAL	50	231	140	SINGAPORE	31	1 907	1 098
SPAIN	3 398	14 467	9 285	CHINA	21	338	210
EU	38 327	54 708	33 836	JAPAN	116	1 159	704
ICELAND	17	51	31	AUSTRALIA	36	408	246
NORWAY	266	515	316	AUST OCEANIA	18	160	105
SWEDEN	604	1 364	853	EXPORTS	89 657	615 324	380 377
FINLAND	1 213	1 151	712	FRANCE	4 296	32 630	20 086
SWITZERLAND	17 563	22 672	14 002	BELGIUM LUX	444	3 432	2 136
AUSTRIA	7 443	12 011	7 373	NETHERLANDS	9 178	61 877	38 205
GIBRALTAR	27	52	34	ITALY	472	7 285	4 467
MALTA	1 598	1 773	1 038	UNTD KINGDOM	2 691	20 168	12 309
TURKEY	1 169	2 233	1 359	IRELAND	83	1 576	999
ESTONIA	2 090	1 926	1 233	DENMARK	2 347	44 808	28 374
LATVIA	336	443	279	GREECE	20	1 335	792
LITHUANIA	137	420	252	PORTUGAL	461	2 928	1 832
POLAND	10 578	13 868	8 666	SPAIN	684	10 078	6 388
CZECH REPUBL.	3 395	8 909	5 616	EU	20 676	186 118	115 588
SLOVAKIA	12 640	3 266	2 018	NORWAY	80	3 283	1 994
HUNGARY	3 741	4 859	3 068	SWEDEN	498	1 732	1 068
ROMANIA	980	2 922	1 717	FINLAND	130	2 681	1 660
BULGARIA	762	938	606	SWITZERLAND	9 879	64 318	39 304
UKRAINE	371	386	229	AUSTRIA	3 501	20 384	12 288
BELARUS	19	101	63	TURKEY	96	1 165	700
RUSSIA	5 607	7 341	4 428	POLAND	5 559	10 529	6 568
SLOVENIA	1 160	3 575	2 156	CZECH REPUBL.	2 015	9 291	5 862
CROATIA	609	673	424	SLOVAKIA	1	93	55
BOS HERZEGOV	10	69	45	HUNGARY	923	1 040	635
MOROCCO	387	799	466	BULGARIA	120	384	240
ALGERIA	87	155	93	UKRAINE	25	64	41
TUNISIA	475	479	302	RUSSIA	54	1 814	1 080
LIBYA	955	8 092	5 058	SLOVENIA	48	514	317
EGYPT	16 472	21 691	12 902	CROATIA	946	1 692	1 074
CAPE VERDE	82	72	46	MOROCCO	82	1 143	719
SENEGAL	6	58	36	ALGERIA	62	4 365	2 768
IVORY COAST	633	421	263	TUNISIA	49	3 126	1 968
GHANA	1 038	281	176	LIBYA	118	6 499	3 909
NIGERIA	170	7 839	4 895	EGYPT	55	2 678	1 672
CONGO	33	65	39	CAPE VERDE	6	119	76
ETHIOPIA	73	230	144	IVORY COAST	1	133	80
TANZANIA	13	113	65	NIGERIA	85	1 668	971
MAURITIUS	139	195	127	KENYA	3	145	94
SOUTH AFRICA	271	833	515	UGANDA	1	109	69
BOTSWANA	88	181	108	MAURITIUS	1	64	38
USA	10 472	8 377	5 144				
CANADA	59	157	97				
MEXICO	643	2 582	1 617				
DOMINIC REP	90	365	221				
TRINIDAD TOB	22	92	57				
NETH ANTILL	21	183	116				
COLOMBIA	35	331	202				
VENEZUELA	171	518	315				
PERU	281	955	553				
BRAZIL	336	633	401				
CHILE	1 109	1 321	812				
BOLIVIA	91	144	92				
PARAGUAY	581	106	68				
ARGENTINA	846	4 604	2 734				
CYPRUS	90	101	62				
LEBANON	215	483	288				
SYRIA	482	767	457				
IRAN	2 016	2 007	1 214				
ISRAEL	1 240	2 008	1 262				
JORDAN	287	506	312				
SAUDI ARABIA	1 057	1 518	930				
KUWAIT	306	818	507				

6 IMPORTS AND EXPORTS (SPECIAL TRADE) BY GROUPS OF THE SITC-REV. III AND BY COUNTRIES OF PRODUCTION AND CONSUMPTION 1994

GROUP COUNTRY	DT = 100 KG	1 000 DM	1 000 \$	GROUP COUNTRY	DT = 100 KG	1 000 DM	1 000 \$
ZIMBABWE	406	7 473	4 808	MALAYSIA	16	121	76
SOUTH AFRICA	424	8 147	4 884	SINGAPORE	1 887	10 978	6 828
USA	12 110	62 487	38 046	CHINA	926	678	431
CANADA	18	911	572	SOUTH KOREA	51 904	63 125	39 916
MEXICO	50	3 921	2 469	JAPAN	180 942	452 338	279 659
CUBA	146	1 531	986	TAIWAN	558	1 314	806
JAMAICA	9	494	305	HONG KONG	338	2 788	1 719
TRINIDAD TOB	2	86	53	AUSTRALIA	30 480	25 434	15 834
NETH ANTILL	2	62	39	EXPORTS	5 451 007	9 671 076	5 974 714
COLOMBIA	2	154	96	FRANCE	619 560	1 152 601	714 787
VENEZUELA	100	3 553	2 070	BELGIUM LUX	444 322	731 250	450 225
ECUADOR	2	188	113	NETHERLANDS	119 505	218 257	135 359
PERU	54	2 341	1 454	ITALY	74 273	454 038	280 088
BRAZIL	60	2 805	1 698	UNTD KINGDOM	988 049	770 018	475 809
CHILE	13	743	465	IRELAND	997	5 128	3 174
ARGENTINA	108	4 822	2 939	DENMARK	41 414	128 895	79 244
SYRIA	75	4 508	2 899	GREECE	10 916	39 441	24 336
IRAN	1 981	8 461	5 378	PORTUGAL	6 751	29 388	18 129
ISRAEL	35	1 687	1 040	SPAIN	372 313	705 985	437 082
JORDAN	19	334	204	EU	2 678 100	4 235 001	2 618 233
SAUDI ARABIA	174	9 430	5 983	CANARY IS	402	2 771	1 713
KUWAIT	36	2 861	1 774	CEUTA MEL	965	4 096	2 528
BAHRAIN	2	153	97	ICELAND	412	1 959	1 211
QATAR	25	6 090	3 927	NORWAY	14 556	69 653	43 160
ARAB EMIRAT	99	22 137	13 169	SWEDEN	230 154	427 910	264 937
OMAN	56	2 888	1 772	FINLAND	35 147	73 849	45 719
PAKISTAN	956	7 040	4 427	SWITZERLAND	47 918	92 518	57 247
INDIA	8 143	40 057	25 306	AUSTRIA	605 283	647 022	400 368
BANGLADESH	2	112	71	GIBRALTAR	61	436	278
SRI LANKA	4	396	253	MALTA	1 062	4 641	2 798
NEPAL	875	151	96	SAN MARINO	118	244	155
THAILAND	1 046	8 890	5 598	TURKEY	14 395	70 238	43 179
INDONESIA	2 482	15 139	9 270	ESTONIA	1 345	7 749	4 859
MALAYSIA	1 140	4 026	2 500	LATVIA	1 064	1 992	1 257
BRUNEI	17	1 005	592	LITHUANIA	876	3 589	2 222
SINGAPORE	138	951	571	POLAND	13 368	30 607	19 185
PHILIPPINES	344	5 686	3 596	CZECH REPUB	6 389	14 741	9 053
CHINA	11 655	31 620	19 548	SLOVAKIA	22 332	54 919	34 522
SOUTH KOREA	1 181	7 246	4 373	HUNGARY	94 662	74 885	47 213
JAPAN	527	4 708	3 027	ROMANIA	1 828	6 086	3 722
TAIWAN	25	1 129	709	BULGARIA	2 138	5 004	3 021
HONG KONG	11	395	250	ALBANIA	15	60	36
AUSTRALIA	61	2 707	1 704	UKRAINE	2 753	10 204	6 185
AUST OCEANIA	9	206	131	BELARUS	621	1 622	985
NEW ZEALAND	1	109	67	MOLDOVA	29	74	46
713 INTRNL COMBUS PSTN ENGIN				RUSSIA	15 937	50 943	31 269
IMPORTS	3 108 132	5 859 473	3 622 694	GEORGIA	117	1 208	693
FRANCE	241 800	399 971	247 402	AZERBAIJAN	111	910	534
BELGIUM LUX	18 932	26 417	16 328	KAZAKHSTAN	73	420	256
NETHERLANDS	30 873	68 039	41 890	TURKMENISTAN	270	819	487
ITALY	135 499	244 746	151 273	UZBEKISTAN	269	521	326
UNTD KINGDOM	454 064	800 061	492 075	TADJIKISTAN	205	54	34
IRELAND	729	4 944	3 070	KYRGHYZSTAN	179	458	291
DENMARK	7 729	18 430	11 535	SLOVENIA	4 647	14 049	8 630
GREECE	449	369	227	CROATIA	1 938	7 685	4 810
PORTUGAL	406	921	572	MACEDONIA	2 208	7 975	4 820
SPAIN	239 803	339 795	209 874	MOROCCO	3 191	11 140	6 856
EU	1 130 284	1 903 693	1 174 246	ALGERIA	53 326	54 218	32 633
ICELAND	40	153	95	TUNISIA	3 205	12 915	8 021
NORWAY	8 774	9 533	5 891	LIBYA	2 114	7 019	4 394
SWEDEN	13 782	34 163	21 184	EGYPT	8 563	24 388	15 153
FINLAND	16 361	41 269	26 009	SUDAN	107	743	460
SWITZERLAND	42 177	71 432	44 215	MAURITANIA	296	2 630	1 640
AUSTRIA	999 411	2 216 868	1 369 261	MALI	42	1 388	863
MALTA	151	1 049	665	CAPE VERDE	45	308	192
TURKEY	18 512	95 713	59 277	SENEGAL	686	1 300	795
LATVIA	380	930	597	GAMBIA	21	74	47
LITHUANIA	233	100	62	GUINEA	377	722	456
POLAND	82 954	56 917	34 661	SIERRA LEONE	41	123	68
CZECH REPUB	31 143	26 538	16 432	LIBERIA	309	853	536
SLOVAKIA	795	997	601	IVORY COAST	168	980	615
HUNGARY	99 314	164 260	104 307	GHANA	1 187	1 838	1 132
ROMANIA	1 920	978	623	TOGO	16	210	132
BULGARIA	1 707	608	380	NIGERIA	3 726	7 874	4 817
UKRAINE	52	159	95	CAMEROON	225	837	524
BELARUS	547	161	103	CENT AFR REP	10	115	72
RUSSIA	1 815	4 144	2 510	EQUAT GUINEA	6	50	31
SLOVENIA	30 302	24 471	15 075	GABON	46	407	252
CROATIA	1 233	1 925	1 213	CONGO	111	345	210
BOS HERZEGOV	46	116	71	ZAIRE	195	373	230
SERB MONTNEG	60	82	47	RWANDA	5	54	33
TUNISIA	120	168	107	BURUNDI	8	74	45
EGYPT	44	158	91	ANGOLA	57	318	197
SOUTH AFRICA	3 973	4 662	2 880	ETHIOPIA	110	959	596
USA	95 002	317 350	195 496	DJIBOUTI	61	579	355
CANADA	10 192	23 920	14 853	KENYA	332	1 328	818
MEXICO	118 222	113 830	71 178	UGANDA	108	531	331
GUADELOUPE	60	533	339	TANZANIA	204	1 567	968
JAMAICA	8	77	50	MOZAMBIQUE	14	241	142
ST LUCIA	117	57	35	MADAGASCAR	545	1 917	1 194
BRAZIL	120 628	174 548	107 883	REUNION	80	304	189
URUGUAY	55	171	102	MAURITIUS	220	979	607
ARGENTINA	949	989	607	ZAMBIA	130	900	561
CYPRUS	33	145	88	ZIMBABWE	413	1 714	1 034
IRAN	43	77	47	SOUTH AFRICA	42 928	169 039	105 390
ISRAEL	184	472	278	NAMIBIA	55	228	140
SAUDI ARABIA	254	1 297	837	USA	1 130 719	1 785 231	1 099 031
QATAR	22	103	62	CANADA	5 900	32 286	20 048
ARAB EMIRAT	101	112	67	MEXICO	53 055	150 751	93 731
OMAN	60	133	83	GUATEMALA	2	254	1 421
INDIA	8 338	6 887	4 261	HONDURAS	438	859	533
THAILAND	83	190	112	EL SALVADOR	510	411	253
INDONESIA	14	95	60	COSTA RICA	147	815	509
				PANAMA	685	2 979	1 819

6 IMPORTS AND EXPORTS (SPECIAL TRADE) BY GROUPS OF THE SITC-REV. III AND BY COUNTRIES OF PRODUCTION AND CONSUMPTION 1994

GROUP COUNTRY	DT = 100 KG	1 000 DM	1 000 \$	GROUP COUNTRY	DT = 100 KG	1 000 DM	1 000 \$
CUBA	489	2 145	1 356	BRAZIL	18	2 060	1 254
BAHAMAS	204	340	213	CYPRUS	463	59 675	35 423
DOMINIC REP	229	1 098	674	IRAN	9	1 330	764
AM VIRGIN IS	8	110	68	ISRAEL	137	3 542	2 186
GUADELOUPE	219	1 608	988	SAUDI ARABIA	21	134	82
MARTINIQUE	53	346	212	BAHRAIN	7	1 706	1 079
JAMAICA	19	137	86	QATAR	33	2 468	1 481
ST LUCIA	1 658	4 783	2 782	ARAB EMIRAT	31	5 108	3 212
TRINIDAD TOB	476	2 946	1 866	PAKISTAN		95	59
ARUBA	13	53	31	INDIA	284	36 587	22 482
NETH ANTILL	93	467	286	SRI LANKA	108	13 979	9 049
COLOMBIA	859	5 978	3 752	THAILAND	288	36 645	22 101
VENEZUELA	488	2 727	1 655	INDONESIA	600	1 705	1 031
GUYANA	28	227	143	MALAYSIA	1 052	134 336	81 785
SURINAME	6	54	38	SINGAPORE	7	1 015	630
FRENCH GUIAN	36	292	184	CHINA	143	8 163	4 688
ECUADOR	914	13 249	7 968	SOUTH KOREA	397	1 163	722
PERU	1 536	5 340	3 322	JAPAN	594	18 250	11 291
BRAZIL	21 372	78 427	48 169	TAIWAN	4	149	98
CHILE	3 469	14 414	9 058	HONG KONG	1	71	45
BOLIVIA	442	1 917	1 211	AUSTRALIA	216	28 224	17 825
PARAGUAY	99	530	329	EXPORTS	168 092	3 381 210	2 082 524
URUGUAY	393	1 235	766	FRANCE	9 477	336 890	204 182
ARGENTINA	12 071	26 306	16 202	BELGIUM LUX	402	13 448	8 298
CYPRUS	1 142	4 788	2 951	NETHERLANDS	15 057	201 468	122 409
LEBANON	2 933	6 702	4 138	ITALY	2 196	55 878	33 906
SYRIA	5 167	9 106	5 626	UNTD KINGDOM	10 934	320 289	198 749
IRAN	5 227	26 052	16 156	IRELAND	69	7 211	4 379
ISRAEL	3 325	17 944	11 040	DENMARK	2 277	79 348	48 560
JORDAN	3 267	5 722	3 542	GREECE	11	1 049	667
SAUDI ARABIA	12 677	63 956	39 715	PORTUGAL	518	5 205	3 322
KUWAIT	783	4 688	2 879	SPAIN	328	4 221	2 574
BAHRAIN	237	1 597	1 011	EU	41 269	1 025 007	627 046
QATAR	762	3 897	6 053	NORWAY	87	18 632	11 617
ARAB EMIRAT	9 059	34 440	21 214	SWEDEN	367	15 607	9 650
OMAN	4 352	12 169	7 332	FINLAND	884	11 397	7 074
YEMEN	353	2 407	1 469	SWITZERLAND	10 470	164 278	101 083
PAKISTAN	1 522	4 890	3 077	AUSTRIA	2 592	65 199	40 858
INDIA	3 173	23 522	14 724	MALTA	7	1 001	635
BANGLADESH	29	101	61	TURKEY	130	16 769	10 666
MALDIVES	24	63	38	POLAND	116	1 692	1 035
SRI LANKA	161	1 241	771	CZECH REPUB	382	613	376
MYANMAR	4	65	40	SLOVAKIA		96	58
THAILAND	4 447	19 907	12 547	HUNGARY	5 397	5 292	3 246
VIETNAM	1 013	836	517	BULGARIA	278	71 279	43 710
INDONESIA	4 912	47 242	30 110	RUSSIA	3 064	97 967	23 501
MALAYSIA	2 699	15 499	9 649	SLOVENIA	463	16 335	9 678
BRUNEI	35	339	214	CROATIA	4 494	4 418	2 695
SINGAPORE	30 299	199 662	123 244	MACEDONIA	18	100	63
PHILIPPINES	611	5 718	3 527	MOROCCO	16	70	42
CHINA	43 649	157 931	96 365	ALGERIA	186	9 973	6 271
NORTH KOREA	30	3 343	1 976	TUNISIA	208	221	142
SOUTH KOREA	90 326	299 152	183 657	LIBYA	15 320	33 084	19 999
JAPAN	10 895	92 694	57 170	EGYPT	427	72 261	44 685
TAIWAN	10 693	51 680	31 664	NIGERIA	1	143	93
HONG KONG	9 476	57 753	36 047	CAMEROON	21	1 561	976
AUSTRALIA	20 834	98 616	61 241	GABON	1	68	43
PAPUA NEW G	16	74	47	CONGO	10	1 821	1 050
NEW ZEALAND	788	4 092	2 536	ANGOLA	50	1 440	874
NEW CALEDON	16	81	49	ETHIOPIA	103	23 874	14 608
AM OCEANIA	789	2 842	1 655	ERITREA	8	182	116
FIJI	44	238	151	KENYA	13	1 247	745
VANUATU	21	162	96	SOUTH AFRICA	131	31 098	18 900
FR POLYNESIA	28	282	173	USA	50 091	1 071 558	665 377
UNID COUNTR	2 800	4 166	2 553	CANADA	208	26 627	16 656
714 ENGINES,MOTORS NON-ELECT				MEXICO	262	54 630	32 791
IMPORTS	84 524	3 733 505	2 306 709	VENEZUELA	3	86	55
FRANCE	8 528	155 787	96 127	BRAZIL	43	6 885	4 333
BELGIUM LUX	2 044	8 680	5 404	ARGENTINA	105	6 613	3 962
NETHERLANDS	6 001	121 418	75 208	CYPRUS	258	63 793	38 990
ITALY	3 014	57 676	36 167	SYRIA	4	261	163
UNTD KINGDOM	12 423	345 141	214 382	IRAN	487	2 660	1 566
IRELAND	4	101	64	ISRAEL		142	91
DENMARK	2 833	49 573	30 945	JORDAN	55	7 758	5 108
GREECE	2	321	191	SAUDI ARABIA	196	11 044	6 669
PORTUGAL	3	47	30	KUWAIT	2	164	103
SPAIN	80	4 741	2 965	BAHRAIN	21	1 795	1 118
EU	34 932	743 485	461 483	QATAR	39	6 020	3 759
NORWAY	22	1 714	1 099	ARAB EMIRAT	259	25 583	15 857
SWEDEN	455	4 042	2 509	OMAN	14	3 563	2 294
FINLAND	357	46 356	27 447	YEMEN	5	284	169
SWITZERLAND	5 038	55 211	33 926	PAKISTAN	64	5 664	3 515
AUSTRIA	2 959	18 903	11 568	INDIA	959	63 037	38 815
MALTA	3	338	218	BANGLADESH	1	54	36
TURKEY	56	7 140	4 643	SRI LANKA	6	896	577
POLAND	1 842	1 751	1 105	THAILAND	1 203	19 465	11 929
CZECH REPUB	130	844	526	INDONESIA	1 964	12 777	7 765
HUNGARY	4 937	7 193	4 322	MALAYSIA	12 647	193 973	119 196
ROMANIA	118	742	480	SINGAPORE	270	35 922	22 765
BULGARIA	503	65 020	39 311	PHILIPPINES	28	740	454
RUSSIA	889	804	506	CHINA	11 427	66 879	39 522
SLOVENIA	111	12 704	7 579	SOUTH KOREA	983	10 960	7 080
CROATIA	7 253	10 890	6 705	JAPAN	635	10 736	6 671
EGYPT	353	41 127	25 502	TAIWAN	14	913	539
CAMEROON	5	58	37	HONG KONG	20	1 239	799
ANGOLA	30	784	473	AUSTRALIA	235	35 403	22 047
ETHIOPIA	168	21 699	13 351	716 ROTATING ELECTRIC PLANT			
MALAWI	1	300	181	IMPORTS	1 981 792	2 687 625	1 664 268
SOUTH AFRICA	294	34 309	20 693	FRANCE	270 484	356 568	220 600
USA	17 698	2 100 583	1 300 623	BELGIUM LUX	9 899	26 062	15 965
CANADA	1 737	174 377	108 340	NETHERLANDS	20 999	48 072	29 719
MEXICO	203	26 260	16 524				
GUADELOUPE	6	352	203				

6 IMPORTS AND EXPORTS (SPECIAL TRADE) BY GROUPS OF THE SITC-REV. III AND BY COUNTRIES OF PRODUCTION AND CONSUMPTION 1994

GROUP COUNTRY	DT = 100 KG	1 000 DM	1 000 \$	GROUP COUNTRY	DT = 100 KG	1 000 DM	1 000 \$
ITALY	297 074	249 612	154 501	MOROCCO	494	1 363	839
UNTD KINGDOM	100 563	81 858	50 762	ALGERIA	545	2 744	1 713
IRELAND	17 721	22 299	13 819	TUNISIA	1 168	3 243	1 964
DENMARK	58 737	114 282	70 808	LIBYA	13 450	24 268	15 231
GREECE	612	1 447	837	EGYPT	12 641	27 581	17 168
PORTUGAL	2 222	6 982	4 309	SUDAN		76	295
SPAIN	86 638	120 647	74 316	MAURITANIA		34	101
EU	864 949	1 027 829	635 636	MALI		157	272
NORWAY	1 309	2 882	1 771	NIGER		131	282
SWEDEN	53 448	58 797	36 345	CHAD		18	87
FINLAND	59 689	57 016	35 192	CAPE VERDE		228	569
SWITZERLAND	161 256	420 372	261 044	GUIN BISSAU		19	58
AUSTRIA	164 410	231 541	142 969	GUINEA		127	276
MALTA	29	57	37	SIERRA LEONE		20	61
TURKEY	17 600	11 061	6 868	IVORY COAST		82	145
ESTONIA	27	116	76	GHANA		692	2 288
LITHUANIA	756	95	58	TOGO		225	528
POLAND	24 836	14 148	8 748	NIGERIA	3 148	15 753	9 507
CZECH REPUB	155 641	125 032	77 846	GABON		40	168
SLOVAKIA	68 998	49 292	30 783	CONGO		486	2 013
HUNGARY	108 384	104 773	65 191	ZAIRE		253	529
ROMANIA	2 698	1 285	812	ANGOLA		76	302
BULGARIA	15 230	8 110	4 955	ETHIOPIA		151	400
UKRAINE	1 326	2 797	1 719	ERITREA		105	100
BELARUS	51	112	72	SOMALIA		44	88
RUSSIA	17 103	5 023	3 136	KENYA		536	1 064
SLOVENIA	99 097	80 335	49 862	UGANDA		69	106
CROATIA	12 413	7 501	4 667	TANZANIA		549	1 096
BOS HERZEGOV	88	136	84	MOZAMBIQUE		71	201
MACEDONIA	722	1 166	715	MADAGASCAR		137	362
TUNISIA	124	438	276	MAURITIUS		141	352
EGYPT	63	49	31	ZAMBIA		24	245
GUINEA	500	3 686	2 196	ZIMBABWE		303	853
NIGERIA	52	95	61	MALAWI		61	356
SOUTH AFRICA	529	865	519	SOUTH AFRICA	15 771	28 852	17 985
USA	30 366	138 201	85 265	NAMIBIA		77	76
CANADA	10 926	25 264	15 700	BOTSWANA		97	353
MEXICO	116	369	230	USA	104 792	317 368	196 890
BRAZIL	4 763	3 405	2 108	CANADA	17 794	48 694	30 459
ARGENTINA	103	336	197	MEXICO	6 340	21 251	12 961
IRAN	37	69	42	GUATEMALA		144	413
ISRAEL	102	396	247	HONDURAS		150	920
JORDAN	236	444	258	EL SALVADOR		94	265
SAUDI ARABIA	69	347	216	COSTA RICA		26	152
KUWAIT	17	59	35	PANAMA		24	116
QATAR	115	111	72	CUBA		12	145
ARAB EMIRAT	9	52	32	DOMINIC REP		140	623
INDIA	398	1 008	619	JAMAICA		140	903
BANGLADESH	34	49	31	TRINIDAD TOB		18	63
THAILAND	1 907	11 353	7 025	NETH ANTILL		6	61
INDONESIA	318	2 249	1 446	COLOMBIA	1 289	4 243	2 596
MALAYSIA	2 288	11 453	7 181	VENEZUELA	2 166	8 800	5 427
SINGAPORE	2 502	9 667	5 901	GUYANA		58	159
CHINA	54 083	97 238	60 309	ECUADOR		247	506
SOUTH KOREA	8 499	13 507	8 421	PERU		424	818
JAPAN	25 348	135 443	83 761	BRAZIL	6 428	21 993	13 732
TAIWAN	5 354	12 880	7 872	CHILE	3 628	5 389	3 959
HONG KONG	2 451	8 388	5 193	BOLIVIA		139	253
AUSTRALIA	39	220	134	PARAGUAY		31	183
NEW ZEALAND	24	70	41	URUGUAY		226	673
EXPORTS	1 989 677	4 321 361	2 675 588	ARGENTINA	3 383	10 007	6 163
FRANCE	191 496	428 312	264 547	CYPRUS		645	1 348
BELGIUM LUX	99 291	156 806	96 804	LEBANON	3 661	4 298	2 678
NETHERLANDS	115 756	258 004	159 629	SYRIA	4 416	9 850	6 219
ITALY	182 660	308 141	190 636	IRAN	10 726	24 111	14 880
UNTD KINGDOM	135 545	295 864	182 766	ISRAEL	5 395	18 024	11 118
IRELAND	5 367	8 670	5 333	JORDAN	1 500	2 814	1 737
DENMARK	94 367	139 923	86 705	SAUDI ARABIA	14 338	45 374	28 026
GREECE	5 317	11 190	6 914	KUWAIT	546	1 915	1 191
PORTUGAL	6 829	16 874	10 400	BAHRAIN		132	605
SPAIN	89 153	181 511	112 311	QATAR		116	616
EU	925 781	1 805 295	1 116 035	ARAB EMIRAT	4 510	10 261	6 356
CANARY IS	1 385	1 768	1 108	OMAN		344	827
ICELAND	248	618	383	YEMEN		886	2 441
NORWAY	19 192	39 965	24 602	AFGHANISTAN		97	158
SWEDEN	57 924	148 660	92 219	PAKISTAN	5 293	10 113	6 245
FINLAND	33 524	56 053	35 100	INDIA	9 543	27 135	17 011
SWITZERLAND	110 022	342 934	213 408	BANGLADESH		317	1 263
AUSTRIA	96 309	200 417	124 255	SRI LANKA	1 356	2 048	1 253
MALTA	613	2 298	1 395	NEPAL		10	98
TURKEY	17 254	40 828	25 355	MYANMAR		226	663
ESTONIA	191	422	261	THAILAND	11 433	23 846	14 917
LATVIA	355	947	585	VIETNAM	1 317	2 550	1 617
LITHUANIA	157	504	308	INDONESIA	10 297	25 061	15 568
POLAND	13 934	35 113	21 984	MALAYSIA	11 901	25 353	15 749
CZECH REPUB	42 704	106 949	66 461	BRUNEI		126	436
SLOVAKIA	67 424	39 928	24 980	SINGAPORE	18 973	30 145	18 790
HUNGARY	61 194	56 312	34 959	PHILIPPINES	7 189	17 816	10 874
ROMANIA	2 876	5 854	3 596	CHINA	129 483	352 585	216 233
BULGARIA	1 957	3 199	1 981	NORTH KOREA		12	133
ALBANIA	161	352	217	SOUTH KOREA	22 936	74 953	46 396
UKRAINE	2 783	4 856	3 025	JAPAN	7 522	30 694	19 006
BELARUS	310	1 491	911	TAIWAN	6 566	18 087	11 261
MOLDOVA	36	216	137	HONG KONG	5 504	13 270	8 232
RUSSIA	8 034	24 993	15 429	AUSTRALIA	19 182	34 950	21 844
GEORGIA	43	110	69	PAPUA NEW G		270	88
AZERBAIJAN	528	58	37	NEW ZEALAND	1 295	2 592	1 604
KAZAKHSTAN	1 412	4 618	2 704	SHIPS SUPPL		288	288
TURKMENISTAN	119	548	333	UNID COUNTR		336	855
UZBEKISTAN	205	662	411	718 OTH. POWR. GENRTRNG. MACHNRY			
SLOVENIA	8 431	12 208	7 610	IMPORTS	161 207	470 553	291 754
CROATIA	1 222	2 141	1 331	FRANCE	21 180	55 196	34 128
BOS HERZEGOV	71	100	64	BELGIUM LUX	2 157	45 245	28 720
MACEDONIA	375	798	495				

6 IMPORTS AND EXPORTS (SPECIAL TRADE) BY GROUPS OF THE SITC-REV. III AND BY COUNTRIES OF PRODUCTION AND CONSUMPTION 1994

GROUP COUNTRY	DT = 100 KG	1 000 DM	1 000 \$	GROUP COUNTRY	DT = 100 KG	1 000 DM	1 000 \$
NETHERLANDS	9 832	16 118	9 865	ECUADOR	90	1 258	786
ITALY	18 865	29 611	18 259	PERU	165	2 156	1 300
UNTD KINGDOM	5 889	23 603	14 513	BRAZIL	17 790	50 005	29 947
IRELAND	11 580	10 657	6 611	CHILE	187	1 523	944
DENMARK	9 600	28 519	18 095	BOLIVIA	21	472	298
SPAIN	2 879	4 481	2 708	ARGENTINA	3 295	13 893	8 468
EU	81 992	213 470	132 921	CYPRUS	29	154	93
NORWAY	1 144	2 340	1 457	LEBANON	14	98	61
SWEDEN	9 872	63 031	38 625	SYRIA	264	879	557
FINLAND	1 727	2 838	1 753	IRAQ	12	77	50
SWITZERLAND	9 182	49 466	30 726	IRAN	339	1 576	955
AUSTRIA	16 014	34 322	21 321	ISRAEL	314	2 511	1 558
TURKEY	131	190	118	JORDAN	34	246	152
LITHUANIA	87	51	30	SAUDI ARABIA	732	3 419	2 101
POLAND	8 532	5 566	3 409	KUWAIT	80	321	201
CZECH REPUB	10 949	9 640	5 901	BAHRAIN	24	180	108
SLOVAKIA	1 141	715	439	QATAR	17	171	106
HUNGARY	2 160	3 060	1 897	ARAB EMIRAT	842	5 317	3 347
ROMANIA	466	192	121	OMAN	9	97	61
BULGARIA	1 658	2 148	1 330	AFGHANISTAN	2	56	34
BELARUS	120	174	106	PAKISTAN	30	296	190
RUSSIA	881	411	256	INDIA	2 171	10 557	6 378
SLOVENIA	1 559	1 074	654	BANGLADESH	1	51	31
CROATIA	51	117	73	SRI LANKA	25	497	318
EGYPT	64	117	72	NEPAL	4	101	59
USA	9 655	59 346	36 902	THAILAND	407	3 334	2 077
CANADA	102	4 705	2 872	VIETNAM	2	52	33
MEXICO	17	116	74	INDONESIA	191	1 396	862
COLOMBIA	8	47	30	MALAYSIA	447	2 318	1 451
BRAZIL	472	1 563	953	SINGAPORE	2 415	11 859	7 270
ISRAEL	3	94	56	PHILIPPINES	55	499	306
SAUDI ARABIA	6	534	317	CHINA	2 158	11 450	7 158
ARAB EMIRAT	69	97	58	SOUTH KOREA	5 786	34 497	21 320
INDIA	19	183	112	JAPAN	1 210	15 911	9 836
THAILAND	6	231	138	TAIWAN	659	4 125	2 564
SOUTH KOREA	21	146	91	HONG KONG	625	3 399	2 126
JAPAN	2 520	12 679	7 814	AUSTRALIA	1 245	7 137	4 416
TAIWAN	189	106	67	PAPUA NEW G	8	80	51
HONG KONG	15	73	47	NEW ZEALAND	76	330	209
AUSTRALIA	88	1 280	755	NEW CALEDON	4	51	30
NEW ZEALAND	31	222	138	FR POLYNESIA	21	134	85
				UNID COUNTR	20	60	37
EXPORTS	311 278	1 716 220	1 055 590	721 AGRIC.MACHINES,EX. TRACTR			
FRANCE	41 054	527 347	327 180	IMPORTS	1 448 511	1 333 364	819 398
BELGIUM LUX	10 030	79 904	47 421	FRANCE	206 391	164 519	101 408
NETHERLANDS	20 750	84 497	52 137	BELGIUM LUX	55 596	76 362	46 931
ITALY	15 759	72 761	45 046	NETHERLANDS	100 833	96 656	60 226
UNTD KINGDOM	55 502	114 398	70 923	ITALY	197 482	163 320	99 841
IRELAND	138	1 157	721	UNTD KINGDOM	24 250	36 399	22 360
DENMARK	3 905	24 863	15 308	IRELAND	7 959	5 487	3 455
GREECE	235	1 219	755	DENMARK	92 147	95 359	58 886
PORTUGAL	444	2 611	1 609	GREECE	165	231	139
SPAIN	2 776	64 716	39 793	PORTUGAL	3 342	1 489	923
EU	150 593	973 473	600 893	SPAIN	3 598	3 815	2 336
CANARY IS	9	112	69	EU	691 763	643 637	396 505
ICELAND	13	55	33	NORWAY	32 836	28 781	17 769
NORWAY	7 525	21 848	13 389	SWEDEN	40 947	130 110	80 782
SWEDEN	8 967	94 363	56 964	FINLAND	9 461	16 935	10 572
FINLAND	2 764	47 658	28 417	SWITZERLAND	12 694	20 705	12 782
SWITZERLAND	11 829	107 008	64 603	AUSTRIA	137 914	140 600	85 474
AUSTRIA	24 112	68 405	42 323	TURKEY	234	158	95
MALTA	11	164	106	ESTONIA	3 111	816	507
TURKEY	358	2 277	1 420	LATVIA	624	215	135
LITHUANIA	32	123	75	LITHUANIA	95	53	34
POLAND	5 741	9 385	5 829	POLAND	80 863	19 211	11 819
CZECH REPUB	3 042	10 530	6 588	CZECH REPUB	93 369	36 618	22 605
SLOVAKIA	279	1 059	662	SLOVAKIA	4 933	2 181	1 372
HUNGARY	1 160	4 786	2 947	HUNGARY	127 906	70 636	43 906
ROMANIA	438	1 768	1 130	ROMANIA	1 573	363	225
BULGARIA	95	358	216	BULGARIA	3 007	914	580
UKRAINE	160	1 547	897	UKRAINE	754	94	56
BELARUS	23	188	118	BELARUS	882	152	94
RUSSIA	11 405	19 785	12 338	RUSSIA	2 174	425	257
AZERBAIJAN	21	151	94	KAZAKHSTAN	4 297	435	280
KAZAKHSTAN	75	526	335	SLOVENIA	2 882	1 527	936
TADJIKISTAN	11	101	64	CRDATIA	971	503	311
SLOVENIA	1 185	2 446	1 515	ALGERIA	108	102	61
CROATIA	155	909	547	SOUTH AFRICA	307	263	170
MACEDONIA	15	199	126	USA	161 367	173 714	104 955
MOROCCO	346	561	338	CANADA	2 890	1 959	1 218
ALGERIA	791	2 990	1 885	BRAZIL	200	177	117
TUNISIA	31	564	343	ISRAEL	459	1 415	886
LIBYA	122	985	605	INDIA	220	189	115
EGYPT	865	3 425	2 111	SINGAPORE	13	109	70
IVORY COAST	1	73	44	CHINA	8 077	1 360	846
GHANA	160	107	65	JAPAN	18 046	33 512	20 524
NIGERIA	177	1 220	735	TAIWAN	597	568	343
GABON	63	402	252	AUSTRALIA	880	1 412	844
CONGO	163	951	583	NEW ZEALAND	2 147	3 375	2 068
ANGOLA	7	129	83	EXPORTS	2 031 674	2 509 324	1 547 995
ETHIOPIA	4	53	34	FRANCE	340 437	453 635	279 506
KENYA	21	438	277	BELGIUM LUX	59 377	87 156	53 487
TANZANIA	1	55	32	NETHERLANDS	157 490	175 281	108 128
SOUTH AFRICA	1 367	6 677	4 155	ITALY	60 959	85 674	52 514
USA	26 839	105 312	65 370	UNTD KINGDOM	170 918	234 903	144 391
CANADA	4 753	15 559	9 736	IRELAND	19 835	21 336	12 893
MEXICO	1 846	3 754	2 320	DENMARK	40 942	53 477	32 906
GUATEMALA	473	2 921	1 864	GREECE	7 152	10 493	6 460
COSTA RICA	17	49	34	PORTUGAL	8 544	7 224	4 445
DOMINIC REP	2	70	44	SPAIN	50 201	56 896	34 610
MARTINIQUE	6	96	55	EU	915 855	1 186 075	729 340
TRINIDAD TOB	91	324	198				
NETH ANTILL	80	915	571				
COLOMBIA	480	4 008	2 543				
VENEZUELA	669	2 144	1 281				

6 IMPORTS AND EXPORTS (SPECIAL TRADE) BY GROUPS OF THE SITC-REV. III AND BY COUNTRIES OF PRODUCTION AND CONSUMPTION 1994

GROUP COUNTRY	DT = 100 KG	1 000 DM	1 000 \$	GROUP COUNTRY	DT = 100 KG	1 000 DM	1 000 \$
CANARY IS	22	101	60	BELGIUM LUX	1 297	940	567
ICELAND	2 920	2 927	1 801	NETHERLANDS	5 772	5 319	3 298
NORWAY	11 904	13 180	8 039	ITALY	73 157	83 199	51 256
SWEDEN	27 996	41 798	25 710	UNTD KINGDOM	87 946	105 970	66 093
FINLAND	7 218	9 768	6 063	DENMARK	260	315	199
SWITZERLAND	78 536	114 645	70 483	SPAIN	166	316	193
AUSTRIA	122 861	152 804	93 918	EU	235 389	281 010	174 502
MALTA	535	288	174	SWEDEN	6 659	10 956	6 889
TURKEY	11 919	12 904	7 755	FINLAND	11 826	15 496	9 577
ESTONIA	725	577	358	SWITZERLAND	2 072	3 957	2 444
LATVIA	2 670	2 504	1 529	AUSTRIA	25 477	38 211	23 751
LITHUANIA	6 714	7 247	4 551	LITHUANIA	5 266	1 278	786
POLAND	63 300	57 130	35 765	POLAND	10 336	3 594	2 214
CZECH REPUB	81 586	87 853	54 567	CZECH REPUB	29 465	15 451	9 483
SLOVAKIA	17 852	17 790	11 096	SLOVAKIA	2 973	2 110	1 292
HUNGARY	83 546	60 178	37 244	HUNGARY	543	407	262
ROMANIA	72 205	99 045	61 708	ROMANIA	869	264	160
BULGARIA	3 762	5 393	3 251	UKRAINE	1 731	377	235
ALBANIA	4 734	4 467	2 692	BELARUS	56 455	16 191	10 020
UKRAINE	42 526	63 054	39 524	RUSSIA	14 659	4 203	2 580
BELARUS	1 089	1 654	1 024	SLOVENIA	159	91	57
MOLDOVA	1 843	2 756	1 652	CROATIA	94	67	40
RUSSIA	37 671	60 026	37 266	USA	72 439	86 043	52 416
KAZAKHSTAN	24 355	32 998	20 714	CANADA	14 544	13 592	8 749
TURKMENISTAN	31 347	45 145	28 672	NICARAGUA	36	93	55
UZBEKISTAN	202	416	252	JAPAN	10 459	21 334	13 189
KYRGHYZSTAN	233	463	301	EXPORTS	1 724 051	2 061 971	1 278 642
SLOVENIA	5 003	4 808	2 984	FRANCE	317 959	390 537	244 180
CROATIA	12 409	10 903	6 801	BELGIUM LUX	41 049	58 660	36 137
MACEDONIA	1 277	1 178	726	NETHERLANDS	72 920	103 039	64 352
MOROCCO	20 629	23 721	14 141	ITALY	72 339	85 431	52 577
ALGERIA	479	651	405	UNTD KINGDOM	235 748	273 004	169 857
TUNISIA	4 133	5 750	3 409	IRELAND	4 189	5 457	3 386
LIBYA	277	1 400	899	DENMARK	37 071	51 104	31 970
EGYPT	1 975	2 997	1 827	GREECE	5 246	4 330	2 669
SUDAN	738	1 091	683	PORTUGAL	6 152	9 038	5 581
MAURITANIA	21	80	51	SPAIN	105 583	107 813	67 883
SENEGAL	238	239	150	EU	898 256	1 088 413	678 592
IVORY COAST	77	149	95	ICELAND	292	423	267
GHANA	118	227	144	NORWAY	18 364	23 100	14 261
NIGERIA	226	333	203	SWEDEN	19 837	23 140	14 356
CAMEROON	204	220	134	FINLAND	10 499	11 625	7 167
ETHIOPIA	810	1 330	835	SWITZERLAND	33 157	51 875	31 772
KENYA	204	579	373	AUSTRIA	68 507	101 932	62 958
TANZANIA	462	232	138	MALTA	21	50	30
MADAGASCAR	124	90	57	TURKEY	801	1 006	644
REUNION	72	155	94	ESTONIA	52	74	47
ZIMBABWE	927	1 500	928	LATVIA	254	175	110
SOUTH AFRICA	20 565	24 694	15 458	LITHUANIA	1 251	385	228
NAMIBIA	138	131	85	POLAND	1 944	1 257	778
USA	127 563	147 008	90 391	CZECH REPUB	6 568	9 526	5 943
CANADA	23 890	24 304	14 909	SLOVAKIA	551	703	439
MEXICO	1 597	2 134	1 331	HUNGARY	11 563	13 766	8 779
COSTA RICA	12	103	68	ROMANIA	4 805	7 528	4 832
PANAMA	84	137	81	BULGARIA	261	755	439
CUBA	175	481	280	ALBANIA	2 880	3 021	1 941
DOMINIC REP	1 463	2 704	1 696	UKRAINE	399	403	241
GUADELOUPE	641	336	213	BELARUS	63	85	55
MARTINIQUE	30	59	36	RUSSIA	6 476	9 003	5 473
NETH ANTILL	22	69	42	KAZAKHSTAN	30	61	39
COLOMBIA	274	799	502	SLOVENIA	1 375	1 882	1 172
VENEZUELA	62	255	153	CROATIA	6 107	9 065	5 776
FRENCH GUIAN	29	74	44	MACEDONIA	278	447	276
ECUADOR	47	114	71	MOROCCO	6 617	7 475	4 654
PERU	49	108	67	ALGERIA	42	72	43
BRAZIL	1 287	2 444	1 516	TUNISIA	405	1 269	818
CHILE	4 636	5 858	3 612	SUDAN	660	522	331
PARAGUAY	717	1 247	734	SENEGAL	106	126	81
URUGUAY	315	495	311	IVORY COAST	105	118	72
ARGENTINA	7 887	11 150	6 982	GHANA	158	104	65
CYPRUS	564	558	344	NIGERIA	821	928	541
LEBANON	726	418	253	CAMEROON	79	73	44
SYRIA	6 816	4 038	2 500	RWANDA	57	150	86
IRAQ	22	124	81	ETHIOPIA	243	57	36
IRAN	4 323	6 239	3 825	ERITREA	500	118	75
ISRAEL	1 933	3 496	2 121	KENYA	165	194	119
JORDAN	399	795	475	TANZANIA	230	141	84
SAUDI ARABIA	9 205	8 976	5 630	REUNION	532	725	462
KUWAIT	160	462	283	MAURITIUS	267	310	183
BAHRAIN	50	69	42	ZIMBABWE	2 256	2 610	1 652
QATAR	108	310	195	SOUTH AFRICA	14 636	14 940	9 149
ARAB EMIRAT	2 543	3 147	1 966	USA	373 460	429 906	264 364
YEMEN	593	652	412	CANADA	48 774	53 208	32 835
INDIA	739	1 368	858	MEXICO	977	1 674	1 011
THAILAND	976	1 332	823	GUATEMALA	444	448	261
INDONESIA	8 916	5 300	3 296	EL SALVADOR	180	180	104
MALAYSIA	731	1 062	671	COSTA RICA	2 122	2 231	1 367
SINGAPORE	885	884	563	PANAMA	315	288	166
PHILIPPINES	271	706	435	GUADELOUPE	78	157	101
CHINA	2 351	3 668	2 292	MARTINIQUE	225	299	189
SOUTH KOREA	26 722	22 885	14 249	JAMAICA	51	47	31
JAPAN	38 343	38 431	23 402	COLOMBIA	1 074	1 006	636
TAIWAN	3 134	4 475	2 738	PERU	126	182	120
HONG KONG	79	178	107	CHILE	1 213	792	507
AUSTRALIA	13 945	20 979	13 075	PARAGUAY	112	321	211
NEW ZEALAND	7 959	11 361	7 049	ARGENTINA	201	354	209
NEW CALEDON	113	134	84	LEBANON	532	112	66
N ZEAL OCEAN	121	119	72	SYRIA	3 714	418	254
FR POLYNESIA	155	471	306	IRAN	53	160	92
UNID COUNTR	373	340	207	ISRAEL	3 994	5 034	3 081
722 TRACTORS				JORDAN	851	191	117
IMPORTS	503 048	514 844	318 772	SAUDI ARABIA	2 289	2 374	1 449
FRANCE	66 791	84 951	52 896	KUWAIT	19	61	40
				ARAB EMIRAT	219	255	164

6 IMPORTS AND EXPORTS (SPECIAL TRADE) BY GROUPS OF THE SITC-REV. III AND BY COUNTRIES OF PRODUCTION AND CONSUMPTION 1994

GROUP COUNTRY	DT = 100 KG	1 000 DM	1 000 \$	GROUP COUNTRY	DT = 100 KG	1 000 DM	1 000 \$
OMAN	35	59	34	BELARUS	10 972	21 318	13 050
YEMEN	74	154	99	RUSSIA	73 811	147 268	90 218
PAKISTAN	200	322	185	AZERBAIJAN	24	230	149
INDIA	400	624	399	KAZAKHSTAN	477	2 039	1 223
BANGLADESH	275	363	234	TURKMENISTAN	552	1 211	700
THAILAND	1 109	1 155	724	UZBEKISTAN	1 221	4 138	2 655
INDONESIA	1 061	1 132	661	KYRGHYZSTAN	146	140	89
MALAYSIA	163	149	88	SLOVENIA	14 690	15 579	9 696
SINGAPORE	430	586	338	CROATIA	27 154	19 854	12 395
PHILIPPINES	338	333	192	BOS HERZEGOV	1 169	306	195
MONGOLIA	200	300	192	MACEDONIA	5 102	7 269	4 636
CHINA	547	690	435	MOROCCO	2 456	2 473	1 535
NORTH KOREA	41 092	37 397	22 937	ALGERIA	22 894	34 561	21 329
SOUTH KOREA	1 158	1 830	1 180	TUNISIA	2 325	4 079	2 482
JAPAN	28 057	34 611	21 066	LIBYA	8 316	21 313	13 060
TAIWAN	3 253	4 177	2 616	EGYPT	32 042	25 068	15 520
HONG KONG	800	1 001	620	SUDAN	526	1 495	950
AUSTRALIA	52 991	58 528	36 299	MAURITANIA	1 209	876	554
NEW ZEALAND	18 293	18 520	11 287	MALI	390	523	328
N ZEAL OCEAN	9 301	10 380	6 391	BURKINA FASO	48	503	307
				SENEGAL	465	659	406
				GAMBIA	10	51	33
				GUINEA	3 459	5 045	2 954
				SIERRA LEONE	720	954	583
				IVORY COAST	219	190	121
				GHANA	7 646	9 482	5 975
				TOGO	92	468	287
				NIGERIA	6 902	7 852	4 836
				CAMEROON	599	960	587
				CENT AFR REP	43	148	91
				GABON	2 587	4 895	3 098
				CONGO	253	246	147
				ZAIRE	462	707	456
				BURUNDI	202	206	131
				ANGOLA	11	113	68
				ETHIOPIA	4 939	5 606	3 409
				SOMALIA	26	62	40
				KENYA	1 514	2 560	1 619
				UGANDA	256	230	147
				TANZANIA	1 685	2 688	1 695
				MOZAMBIQUE	871	1 088	693
				MADAGASCAR	9	74	44
				REUNION	816	871	556
				MAURITIUS	982	1 594	989
				ZAMBIA	129	379	233
				ZIMBABWE	7 819	8 116	4 784
				MALAWI	191	403	250
				SOUTH AFRICA	26 800	44 374	27 408
				NAMIBIA	33	56	33
				BOTSWANA	5 953	8 628	4 969
				USA	455 837	432 712	267 168
				CANADA	43 938	57 916	35 763
				MEXICO	7 213	13 880	8 571
				GUATEMALA	192	191	120
				EL SALVADOR	244	301	186
				COSTA RICA	172	180	114
				PANAMA	100	74	47
				DOMINIC REP	508	901	579
				ANTIGUA	91	119	70
				MARTINIQUE	431	608	386
				JAMAICA	373	151	87
				TRINIDAD TOB	223	100	60
				COLOMBIA	17 620	22 434	14 085
				VENEZUELA	6 262	12 440	7 469
				GUYANA	341	2 188	1 306
				SURINAME	629	1 956	1 236
				FRENCH GUIAN	12	64	41
				ECUADOR	554	452	275
				PERU	1 222	2 368	1 453
				BRAZIL	13 664	25 363	15 738
				CHILE	13 895	20 107	12 641
				BOLIVIA	193	84	51
				PARAGUAY	102	109	70
				URUGUAY	1 246	609	387
				ARGENTINA	3 547	6 587	4 057
				CYPRUS	1 417	1 527	940
				LEBANON	15 579	7 826	4 864
				SYRIA	9 951	8 744	5 381
				IRAN	9 448	20 983	12 983
				ISRAEL	25 627	24 215	14 843
				JORDAN	9 054	3 826	2 351
				SAUDI ARABIA	16 535	19 010	11 600
				KUWAIT	4 867	7 439	4 558
				BAHRAIN	556	652	404
				QATAR	1 236	1 525	931
				ARAB EMIRAT	25 063	25 136	15 399
				OMAN	647	1 039	632
				YEMEN	340	521	311
				PAKISTAN	7 357	7 148	4 321
				INDIA	18 818	33 862	21 077
				BANGLADESH	1 615	2 437	1 558
				SRI LANKA	355	374	221
				NEPAL	260	931	571
				MYANMAR	20	108	69
				THAILAND	40 985	53 576	33 301
				LAOS	175	180	116
				VIETNAM	3 434	1 137	675
				CAMBODIA	310	288	183
				INDONESIA	18 841	22 085	13 680
				MALAYSIA	10 715	14 845	9 252
				BRUNEI	10	252	147
				SINGAPORE	55 724	55 118	34 299
				PHILIPPINES	8 543	12 428	7 935
				MONGOLIA	712	441	275
				CHINA	45 575	77 416	47 869
				NORTH KOREA	29	113	73

723 CIVIL ENGINEERING EQUIPT

IMPORTS	3 028 375	2 344 490	1 455 617
FRANCE	418 039	335 629	208 919
BELGIUM LUX	280 565	263 883	163 618
NETHERLANDS	73 602	68 814	42 684
ITALY	383 428	220 833	136 732
UNTD KINGDOM	174 508	164 495	102 275
IRELAND	10 139	5 371	3 315
DENMARK	15 048	19 687	12 099
GREECE	261	272	172
PORTUGAL	589	413	246
SPAIN	47 458	22 774	14 029
EU	1 403 637	1 102 171	684 089
NORWAY	8 585	10 326	6 361
SWEDEN	223 022	229 785	142 929
FINLAND	14 285	30 223	18 798
SWITZERLAND	45 239	50 408	31 116
AUSTRIA	275 333	316 152	196 274
SAN MARINO	850	1 419	904
TURKEY	3 945	1 335	834
LATVIA	185	258	153
POLAND	127 484	32 961	20 436
CZECH REPUB	295 364	76 419	47 545
SLOVAKIA	76 539	23 445	14 544
HUNGARY	126 362	45 151	28 134
ROMANIA	15 982	6 060	3 827
BULGARIA	539	447	281
UKRAINE	3 969	848	523
BELARUS	898	289	174
RUSSIA	10 040	3 294	2 029
SLOVENIA	62 542	24 188	15 051
CROATIA	30 534	10 993	6 845
ZIMBABWE	9	254	150
SOUTH AFRICA	194	228	143
USA	144 465	185 156	114 632
CANADA	4 804	5 504	3 435
BRAZIL	2 064	1 316	814
ISRAEL	54	59	35
INDIA	226	185	114
SRI LANKA	291	193	127
SINGAPORE	62	97	59
CHINA	7 473	5 614	3 504
SOUTH KOREA	9 693	6 157	3 832
JAPAN	131 577	171 844	106 834
TAIWAN	90	110	72
HONG KONG	259	592	381
AUSTRALIA	1 237	646	411
POLAR REG	10	80	51
EXPORTS	3 608 883	4 095 019	2 530 412
FRANCE	423 561	380 034	234 629
BELGIUM LUX	163 123	144 144	89 233
NETHERLANDS	212 827	227 460	140 472
ITALY	62 056	68 700	42 693
UNTD KINGDOM	253 388	289 167	178 104
IRELAND	6 859	8 261	5 103
DENMARK	39 049	56 115	34 905
GREECE	30 740	12 992	8 044
PORTUGAL	20 457	30 351	18 860
SPAIN	84 321	96 602	59 327
EU	1 296 961	1 313 826	811 970
CANARY IS	621	1 145	704
ICELAND	1 323	1 465	903
NORWAY	36 311	54 097	33 427
SWEDEN	102 941	87 672	54 398
FINLAND	17 927	22 082	13 739
SWITZERLAND	143 866	183 238	113 236
AUSTRIA	294 515	302 068	186 192
ANDORRA	165	418	267
MALTA	702	899	543
TURKEY	30 049	26 496	15 937
ESTONIA	1 569	2 936	1 830
LATVIA	4 107	3 395	2 088
LITHUANIA	2 795	3 954	2 468
POLAND	45 792	62 609	39 004
CZECH REPUB	94 434	88 283	54 762
SLOVAKIA	8 832	7 951	4 968
HUNGARY	70 294	44 159	27 612
ROMANIA	7 865	13 911	8 837
BULGARIA	9 289	13 996	8 789
ALBANIA	257	138	88
UKRAINE	17 941	28 132	17 469

6 IMPORTS AND EXPORTS (SPECIAL TRADE) BY GROUPS OF THE SITC-REV. III AND BY COUNTRIES OF PRODUCTION AND CONSUMPTION 1994

GROUP COUNTRY	DT = 100 KG	1 000 DM	1 000 \$	GROUP COUNTRY	DT = 100 KG	1 000 DM	1 000 \$
SOUTH KOREA	57 755	111 533	69 505	KAZAKHSTAN	415	1 458	883
JAPAN	32 356	64 925	39 873	TURKMENISTAN	26 697	30 706	19 077
TAIWAN	25 151	38 757	23 813	UZBEKISTAN	1 823	5 626	3 512
HONG KONG	39 787	74 073	45 718	TADJKISTAN	283	656	393
MACAO	301	589	359	KYRGHYZSTAN	9	95	60
AUSTRALIA	68 824	96 722	59 631	SLOVENIA	12 077	40 241	25 133
PAPUA NEW G	6 106	10 698	6 322	CRDATTIA	7 415	24 073	14 832
NEW ZEALAND	6 628	7 679	4 762	BOS HERZEGOV	17	121	73
NEW CALEDON	101	158	94	MACEDONIA	1 767	7 847	4 842
FR POLYNESIA	155	167	104	MOROCCO	7 362	27 264	16 867
UNID COUNTR	301	415	252	ALGERIA	3 752	13 541	8 509
				TUNISIA	6 781	32 536	20 265
				LIBYA	615	3 321	2 011
				EGYPT	24 801	79 134	49 130
				SUDAN	4 523	7 387	4 466
				MAURITANIA	3	107	63
				BURKINA FASO	9	101	61
				SENEGAL	33	446	283
				IVORY COAST	197	1 650	1 035
				GHANA	51	487	294
				TOGO	18	95	61
				NIGERIA	3 496	12 368	7 755
				CAMEROON	69	670	417
				ZAIRE	116	306	188
				RWANDA	1 005	840	495
				BURUNDI	3	61	39
				ETHIOPIA	366	2 377	1 456
				ERITREA	2	65	40
				KENYA	11 817	7 911	5 009
				UGANDA	6	88	53
				TANZANIA	1 638	1 976	1 255
				MADAGASCAR	134	1 473	904
				MAURITIUS	5 648	22 893	14 339
				ZAMBIA	299	1 805	1 142
				ZIMBABWE	997	5 750	3 529
				MALAWI	149	531	328
				SOUTH AFRICA	21 654	89 043	55 291
				NAMIBIA	15	98	61
				BOTSWANA	23	85	55
				SWAZILAND	93	544	337
				USA	338 280	1 344 811	829 718
				CANADA	11 726	54 512	34 000
				MEXICO	68 764	222 906	139 319
				GUATEMALA	3 771	11 429	7 095
				HONDURAS	88	560	339
				EL SALVADOR	714	3 444	2 154
				NICARAGUA	112	129	81
				COSTA RICA	41	839	518
				PANAMA	22	152	96
				CUBA	17	460	286
				DOMINIC REP	496	2 129	1 268
				MARTINIQUE	27	64	38
				JAMAICA	37	277	160
				NETH ANTILL	137	231	146
				COLOMBIA	8 687	40 110	24 806
				VENEZUELA	1 342	9 613	5 932
				ECUADOR	2 048	8 199	5 082
				PERU	4 978	20 207	12 538
				BRAZIL	55 530	257 031	161 465
				CHILE	5 591	21 368	13 310
				BOLIVIA	1 402	5 478	3 390
				PARAGUAY	296	1 153	693
				URUGUAY	814	4 290	2 635
				ARGENTINA	11 472	52 715	32 399
				CYPRUS	377	2 373	1 472
				LEBANON	1 744	6 865	4 212
				SYRIA	74 813	179 558	112 779
				IRAN	49 237	88 776	54 593
				ISRAEL	13 328	62 572	38 392
				JORDAN	2 355	6 440	3 929
				SAUDI ARABIA	9 965	16 992	10 181
				KUWAIT	25	293	172
				BAHRAIN	763	1 994	1 272
				QATAR	23	85	56
				ARAB EMIRAT	5 681	13 924	8 778
				OMAN	635	1 370	840
				YEMEN	108	506	324
				PAKISTAN	74 153	112 699	69 501
				INDIA	131 549	365 787	227 310
				BANGLADESH	11 891	30 968	19 706
				MALDIVES	19	85	54
				SRI LANKA	8 386	13 018	7 984
				NEPAL	814	591	374
				MYANMAR	174	831	529
				THAILAND	42 296	127 731	79 519
				LAOS	103	369	221
				VIETNAM	3 631	11 938	7 427
				INDONESIA	61 187	191 113	119 248
				MALAYSIA	20 265	65 280	42 002
				SINGAPORE	6 485	40 138	25 010
				PHILIPPINES	21 034	61 852	38 409
				MONGOLIA	147	697	429
				CHINA	138 476	585 759	361 273
				NORTH KOREA	3 189	7 426	4 525
				SOUTH KOREA	96 893	367 390	230 549
				JAPAN	28 887	191 796	119 366
				TAIWAN	66 526	301 710	186 639
				HONG KONG	23 604	170 905	105 311
				MACAO	785	1 439	916
				AUSTRALIA	15 537	66 686	41 445
				NEW ZEALAND	1 593	8 011	4 951
				AM OCEANIA	9	151	91
				FIJI	2	64	41
				FR POLYNESIA	13	67	41
				UNID COUNTR	351	2 064	1 257

724 TEXTILE, LEATHER MACHINES

GROUP COUNTRY	DT = 100 KG	1 000 DM	1 000 \$
IMPORTS	697 881	1 362 028	843 774
FRANCE	55 160	85 504	52 939
BELGIUM LUX	42 223	39 714	24 270
NETHERLANDS	41 326	51 845	31 974
ITALY	122 292	172 669	106 532
UNTD KINGDOM	18 459	44 638	27 640
IRELAND	304	784	484
DENMARK	5 317	13 675	8 432
GREECE	1 028	4 234	2 647
PORTUGAL	6 724	52 837	32 404
SPAIN	7 326	9 026	5 532
EU	300 159	474 926	292 854
NORWAY	401	1 186	745
SWEDEN	7 124	34 094	21 167
F INLAND	1 317	1 879	1 148
SWITZERLAND	90 700	322 807	200 788
AUSTRIA	19 825	28 647	17 811
TURKEY	1 191	1 687	1 060
LATVIA	123	50	33
LITHUANIA	55	90	56
POLAND	35 573	18 163	11 281
CZECH REPubL	62 732	103 739	64 762
SLOVAKIA	4 958	5 814	3 696
HUNGARY	9 711	8 295	5 089
ROMANIA	210	657	400
BULGARIA	31	80	51
RUSSIA	2 130	3 797	2 358
SLOVENIA	24 168	9 023	5 571
CRDATTIA	1 007	1 146	714
MOROCCO	74	107	89
TUNISIA	177	349	214
SOUTH AFRICA	431	753	450
USA	14 576	60 924	37 641
CANADA	601	881	546
MEXICO	40	315	183
COSTA RICA	136	95	54
COLOMBIA	10	60	36
ECUADOR	41	93	62
BRAZIL	29 684	20 811	12 957
ISRAEL	2 342	906	549
INDIA	2 807	4 280	2 677
THAILAND	11 205	16 411	10 511
INDONESIA	243	356	217
MALAYSIA	637	914	553
SINGAPORE	6 392	19 487	12 081
CHINA	11 569	8 145	5 024
SOUTH KOREA	371	2 172	1 326
JAPAN	22 036	136 556	84 405
TAIWAN	32 654	71 250	43 985
HONG KONG	104	298	179
AUSTRALIA	35	291	174
NEW ZEALAND	43	106	64
EXPORTS	2 595 940	9 167 923	5 677 600
FRANCE	80 662	323 544	200 194
BELGIUM LUX	76 747	259 935	160 005
NETHERLANDS	33 166	113 099	70 765
ITALY	133 164	606 645	374 593
UNTD KINGDOM	63 419	264 962	163 674
IRELAND	3 846	16 224	10 080
DENMARK	13 378	40 972	25 473
GREECE	19 520	61 400	37 784
PORTUGAL	24 995	121 933	75 567
SPAIN	38 229	132 076	81 846
EU	487 126	1 940 790	1 199 981
CANARY IS	49	103	62
ICELAND	144	774	495
NORWAY	4 725	17 798	11 083
SWEDEN	6 681	27 525	17 179
F INLAND	4 091	16 534	10 323
SWITZERLAND	58 696	167 915	103 773
AUSTRIA	47 413	150 409	92 712
MALTA	488	4 644	2 841
TURKEY	160 571	409 951	252 234
ESTONIA	852	3 685	2 270
LATVIA	1 586	3 409	2 077
LITHUANIA	4 408	11 823	7 211
POLAND	49 757	143 218	89 003
CZECH REPubL	67 911	164 423	101 539
SLOVAKIA	8 950	43 019	26 489
HUNGARY	17 079	61 504	38 301
ROMANIA	14 157	78 487	48 984
BULGARIA	3 900	21 653	13 363
ALBANIA	63	221	133
UKRAINE	28 584	95 062	57 470
BELARUS	4 966	32 256	19 837
MOLDOVA	638	1 772	1 099
RUSSIA	42 110	170 528	103 416
GEORGIA	4	118	76
AZERBAIJAN	1 223	3 594	2 184

6 IMPORTS AND EXPORTS (SPECIAL TRADE) BY GROUPS OF THE SITC-REV. III AND BY COUNTRIES OF PRODUCTION AND CONSUMPTION 1994

GROUP COUNTRY	DT = 100 KG	1 000 DM	1 000 \$	GROUP COUNTRY	DT = 100 KG	1 000 DM	1 000 \$
725 PAPER,PULP MILL MACHINES				CANADA	5 802	22 002	13 677
IMPORTS	311 989	712 929	437 257	MEXICO	7 017	30 853	18 942
FRANCE	13 873	32 377	19 977	GUATEMALA	143	262	160
BELGIUM LUX	29 634	66 225	40 716	HONDURAS	7	81	51
NETHERLANDS	15 002	23 487	14 482	EL SALVADOR	207	459	286
ITALY	21 055	47 551	29 260	COSTA RICA	51	146	87
UNTD KINGDOM	7 323	17 794	11 004	PANAMA	89	493	314
IRELAND	228	295	183	CUBA	92	275	176
DENMARK	2 568	5 484	3 445	DOMINIC REP	24	85	52
GREECE	69	308	186	JAMAICA	44	203	122
PORTUGAL	303	292	180	BARBADOS	77	275	178
SPAIN	2 164	8 839	5 523	TRINIDAD TOB	133	1 268	735
EU	92 219	202 652	124 956	COLOMBIA	596	8 662	5 338
NORWAY	4 066	9 382	5 525	VENEZUELA	498	1 735	1 066
SWEDEN	14 535	41 945	26 198	ECUADOR	180	896	571
FINLAND	83 999	155 688	93 456	PERU	1 291	4 808	2 796
SWITZERLAND	31 298	124 296	76 884	BRAZIL	3 985	24 924	15 193
AUSTRIA	38 922	76 351	47 168	CHILE	2 185	6 503	4 015
TURKEY	465	658	392	BOLIVIA	201	404	244
POLAND	3 453	1 930	1 217	PARAGUAY	400	235	146
CZECH REPUB	14 480	5 106	3 178	URUGUAY	1 581	2 858	1 696
SLOVAKIA	4 037	1 600	1 009	ARGENTINA	3 975	12 834	8 101
HUNGARY	2 042	1 407	867	CYPRUS	181	656	402
UKRAINE	167	58	35	LEBANON	565	3 396	1 962
RUSSIA	228	731	467	SYRIA	444	687	428
SLOVENIA	388	640	401	IRAN	5 880	11 229	7 068
EGYPT	181	273	162	ISRAEL	2 007	8 830	5 523
NIGERIA	241	338	218	JORDAN	854	4 026	2 470
SOUTH AFRICA	2 028	6 341	3 998	SAUDI ARABIA	12 599	53 365	33 472
USA	10 532	57 706	35 239	KUWAIT	581	3 040	1 837
CANADA	1 741	6 756	4 121	BAHRAIN	39	140	86
BAHAMAS	2	152	90	ARAB EMIRAT	964	2 739	1 692
BRAZIL	255	838	518	YEMEN	22	255	159
CHILE	5	67	44	PAKISTAN	1 088	810	499
ISRAEL	106	335	206	INDIA	26 598	85 169	53 866
INDIA	139	160	96	BANGLADESH	21 833	3 408	2 182
INDONESIA	471	418	264	SRI LANKA	135	580	352
SOUTH KOREA	94	325	209	NEPAL	2 548	1 360	877
JAPAN	4 379	15 132	9 310	BHUTAN	152	1 216	720
TAIWAN	1 169	1 018	634	MYANMAR	273	921	578
AUSTRALIA	75	173	108	THAILAND	4 554	13 064	8 211
NEW ZEALAND	125	214	136	VIETNAM	328	723	463
EXPORTS	624 852	2 097 091	1 302 439	INDONESIA	7 547	19 223	12 048
FRANCE	30 894	117 719	72 868	MALAYSIA	3 858	11 232	6 825
BELGIUM LUX	37 674	113 026	70 621	SINGAPORE	2 650	8 527	5 324
NETHERLANDS	26 287	83 260	51 621	PHILIPPINES	3 793	12 351	7 657
ITALY	19 417	80 454	49 952	MONGOLIA	402	674	390
UNTD KINGDOM	29 349	113 948	70 931	CHINA	13 858	47 098	28 757
IRELAND	1 212	5 207	3 182	SOUTH KOREA	20 417	86 738	55 090
DENMARK	4 109	15 569	9 630	JAPAN	7 953	46 437	29 121
GREECE	1 811	6 707	4 192	TAIWAN	5 289	22 025	13 570
PORTUGAL	1 257	3 960	2 462	HONG KONG	7 897	16 249	10 066
SPAIN	7 309	34 028	21 086	AUSTRALIA	12 206	51 791	31 569
EU	159 309	573 878	356 605	NEW ZEALAND	784	3 144	1 925
CANARY IS	20	90	56	NEW CALEDON	16	74	45
ICELAND	14	108	70	N MARIANAS	18	172	103
NORWAY	5 276	20 108	12 410	FR POLYNESIA	8	51	31
SWEDEN	18 301	66 435	41 807	UNID COUNTR	114	528	317
FINLAND	6 408	29 398	18 507	726 PRINTNG,BOOKBINDNG MACHS			
SWITZERLAND	31 173	89 126	55 622	IMPORTS	316 295	1 140 749	710 120
AUSTRIA	44 971	96 108	59 410	FRANCE	22 807	41 356	25 258
MALTA	1 207	2 005	1 270	BELGIUM LUX	9 876	19 186	11 879
TURKEY	11 322	22 727	13 719	NETHERLANDS	24 448	55 752	34 673
LATVIA	112	80	49	ITALY	12 352	39 833	24 642
LITHUANIA	536	833	508	UNTD KINGDOM	12 650	65 113	40 480
POLAND	13 154	27 131	16 778	IRELAND	953	414	252
CZECH REPUB	9 349	15 179	9 433	DENMARK	4 871	15 518	9 601
SLOVAKIA	7 883	10 361	6 291	GREECE	49	153	97
HUNGARY	6 796	22 874	14 056	PORTUGAL	352	1 225	749
ROMANIA	1 485	1 013	631	SPAIN	2 477	8 828	5 449
BULGARIA	487	1 392	876	EU	90 835	247 378	153 080
UKRAINE	3 193	19 536	11 434	CEUTA MEL	410	420	241
BELARUS	128	907	563	NORWAY	1 180	2 009	1 264
RUSSIA	3 929	34 055	20 737	SWEDEN	5 371	17 835	11 093
KAZAKHSTAN	90	399	254	FINLAND	1 342	1 880	1 163
UZBEKISTAN	3 575	33 967	21 538	SWITZERLAND	192 449	550 056	344 402
SLOVENIA	2 482	5 838	3 722	AUSTRIA	35 616	99 876	62 105
CROATIA	1 506	4 248	2 578	TURKEY	68	153	94
MACEDONIA	1 238	1 768	1 107	LITHUANIA	6	228	142
MOROCCO	749	1 785	1 117	POLAND	3 055	1 878	1 147
ALGERIA	1 035	1 631	1 013	CZECH REPUB	15 025	8 569	5 324
TUNISIA	767	2 744	1 668	SLOVAKIA	503	523	320
EGYPT	7 628	7 664	4 702	HUNGARY	1 071	1 792	1 106
SUDAN	51	209	133	ROMANIA	101	135	86
MAURITANIA	9	99	63	RUSSIA	209	215	138
SENEGAL	63	66	40	SLOVENIA	1 385	1 239	761
GAMBIA	28	94	54	CROATIA	406	319	200
GUINEA	4	75	49	ALGERIA	24	89	56
IVORY COAST	11	54	33	EGYPT	89	63	39
GHANA	210	710	446	SENEGAL	13	91	59
NIGERIA	82	752	457	SOUTH AFRICA	32	92	60
CONGO	75	200	127	USA	13 702	136 835	84 358
ANGOLA	3	76	46	CANADA	258	1 515	949
ETHIOPIA	61	191	120	MEXICO	38	160	97
KENYA	181	1 136	721	BARBADOS	26	91	57
MADAGASCAR	40	111	65	BRAZIL	145	300	181
REUNION	128	329	206	ISRAEL	821	10 227	6 349
MAURITIUS	139	408	245	SAUDI ARABIA	165	56	34
ZIMBABWE	163	645	403	INDIA	238	666	423
SOUTH AFRICA	5 566	22 857	14 195	VIETNAM	13	67	40
SWAZILAND	479	672	433	SINGAPORE	104	146	89
USA	77 231	332 388	206 169	CHINA	951	1 499	971
				SOUTH KOREA	56	97	60

6 IMPORTS AND EXPORTS (SPECIAL TRADE) BY GROUPS OF THE SITC-REV. III AND BY COUNTRIES OF PRODUCTION AND CONSUMPTION 1994

GROUP COUNTRY	DT = 100 KG	1 000 DM	1 000 \$	GROUP COUNTRY	DT = 100 KG	1 000 DM	1 000 \$
JAPAN	8 804	49 875	30 915	CYPRUS	712	4 631	2 858
TAIWAN	521	1 750	1 092	LEBANON	3 075	6 015	3 646
HONG KONG	487	1 815	1 125	SYRIA	3 906	7 981	4 821
AUSTRALIA	43	193	122	IRAN	8 789	36 652	21 729
NEW ZEALAND	171	76	48	ISRAEL	19 806	81 390	50 989
EXPORTS	1 298 181	5 552 569	3 440 380	JORDAN	1 184	6 589	3 968
FRANCE	63 195	281 566	175 268	SAUDI ARABIA	8 219	35 835	21 817
BELGIUM LUX	35 521	152 662	95 098	KUWAIT	1 942	9 242	5 862
NETHERLANDS	57 980	213 504	132 241	BAHRAIN	236	1 273	759
ITALY	46 910	224 231	139 490	QATAR	529	2 706	1 600
UNTD KINGDOM	86 720	417 268	256 799	ARAB EMIRAT	3 560	16 516	10 161
IRELAND	4 657	15 828	9 758	OMAN	531	2 233	1 316
DENMARK	14 928	69 277	43 098	YEMEN	125	867	535
GREECE	5 109	25 141	15 213	PAKISTAN	2 565	4 983	3 108
PORTUGAL	4 866	22 403	13 743	INDIA	15 495	37 188	23 056
SPAIN	26 545	113 455	69 960	BANGLADESH	839	1 594	967
EU	345 731	1 535 335	950 668	SRI LANKA	480	1 692	1 071
CANARY IS	1 018	3 720	2 366	NEPAL	6	111	71
ICELAND	149	1 136	701	MYANMAR	88	1 777	1 080
NORWAY	8 186	44 743	27 831	THAILAND	19 466	68 304	42 556
SWEDEN	20 526	93 568	58 407	LAOS	27	88	54
FINLAND	17 759	70 263	41 993	VIETNAM	2 268	10 676	6 672
SWITZERLAND	100 197	198 166	123 173	INDONESIA	13 646	56 377	35 522
AUSTRIA	42 183	148 929	91 632	MALAYSIA	14 896	61 251	36 845
ANDORRA	16	102	62	SINGAPORE	8 527	40 522	25 154
MALTA	484	3 438	2 170	PHILIPPINES	5 282	17 858	11 040
TURKEY	10 159	23 528	14 173	CHINA	30 051	142 124	87 767
ESTONIA	411	2 098	1 330	NORTH KOREA	7	338	216
LATVIA	527	1 287	805	SOUTH KOREA	32 499	152 964	94 716
LITHUANIA	3 531	8 899	5 731	JAPAN	41 684	240 372	149 172
POLAND	24 245	68 190	42 215	TAIWAN	10 680	58 014	36 076
CZECH REPUBL	16 429	70 113	44 017	HONG KONG	39 505	144 518	89 208
SLOVAKIA	5 371	22 160	13 911	AUSTRALIA	25 460	134 945	84 607
HUNGARY	8 511	29 911	18 453	NEW ZEALAND	6 588	33 094	20 897
ROMANIA	3 022	5 084	3 166	UNID COUNTR	176	723	432
BULGARIA	2 721	10 183	6 378	727 FOOD-PROCESS.MCH.NON DOM			
ALBANIA	3	59	35	IMPORTS	148 792	428 625	264 321
UKRAINE	3 809	25 837	16 236	FRANCE	5 959	22 859	13 953
BELARUS	521	3 382	2 071	BELGIUM LUX	2 878	6 794	4 225
RUSSIA	13 550	94 924	60 212	NETHERLANDS	15 574	61 967	38 375
GEORGIA	1	360	230	ITALY	24 026	67 712	41 596
KAZAKHSTAN	1 275	7 660	4 814	UNTD KINGDOM	2 443	13 660	8 402
UZBEKISTAN	700	4 710	2 812	IRELAND	34	122	74
SLOVENIA	7 339	24 595	15 454	DENMARK	16 868	49 428	30 274
CROATIA	4 183	14 850	9 238	GREECE	534	470	295
SERB MONTNEG	4	210	133	PORTUGAL	33	122	74
MACEDONIA	1 808	5 234	3 226	SPAIN	1 553	2 986	1 845
MOROCCO	1 654	9 144	5 824	EU	69 902	226 120	139 113
ALGERIA	1 199	7 825	4 866	ICELAND	24	532	341
TUNISIA	3 211	13 590	8 351	NORWAY	1 885	4 991	3 055
LIBYA	42	1 057	645	SWEDEN	2 625	8 739	5 424
EGYPT	10 413	43 771	27 269	FINLAND	227	1 121	699
SUDAN	88	150	91	SWITZERLAND	14 962	62 390	38 422
MALI	227	1 004	580	AUSTRIA	16 124	61 378	38 314
NIGER	10	49	32	TURKEY	4 740	2 244	1 382
CHAD	27	194	123	ESTONIA	328	86	53
SENEGAL	24	160	97	LATVIA	279	137	85
GAMBIA	86	513	326	POLAND	4 419	5 990	3 733
GUINEA	10	98	57	CZECH REPUBL	5 295	5 711	3 516
SIERRA LEONE	10	74	42	SLOVAKIA	1 038	569	357
IVORY COAST	306	1 374	872	HUNGARY	2 430	2 559	1 580
GHANA	499	1 164	727	BULGARIA	84	76	48
TOGO	43	130	83	UKRAINE	120	249	163
NIGERIA	1 402	8 121	5 068	RUSSIA	196	185	113
CAMEROON	39	269	166	KAZAKHSTAN	51	156	103
ZAIRE	55	438	277	SLOVENIA	9 225	5 391	3 368
ANGOLA	27	202	122	SOUTH AFRICA	216	309	189
ETHIOPIA	111	853	528	USA	9 407	23 382	14 274
KENYA	282	797	499	CANADA	239	1 655	1 024
UGANDA	155	554	337	MEXICO	106	160	102
TANZANIA	40	208	132	BRAZIL	180	442	271
REUNION	393	2 096	1 375	LEBANON	117	110	66
MAURITIUS	313	2 085	1 279	IRAN	68	61	38
ZAMBIA	80	673	398	INDIA	36	65	41
ZIMBABWE	877	4 782	3 029	CHINA	218	210	128
MALAWI	8	93	60	JAPAN	3 246	9 392	5 774
SOUTH AFRICA	12 156	54 923	33 917	TAIWAN	375	959	569
USA	199 712	954 804	590 654	AUSTRALIA	438	2 767	1 678
CANADA	7 633	45 737	28 456	NAURU	20	104	63
MEXICO	22 131	88 444	54 562	NEW ZEALAND	3	57	34
BERMUDA	4	52	33	EXPORTS	449 675	1 738 393	1 077 361
GUATEMALA	413	1 409	867	FRANCE	11 821	89 664	55 579
HONDURAS	20	340	213	BELGIUM LUX	15 096	59 893	37 003
EL SALVADOR	706	3 627	2 165	NETHERLANDS	14 965	57 126	35 244
NICARAGUA	3	63	38	ITALY	7 505	37 003	22 570
COSTA RICA	1 135	6 760	4 205	UNTD KINGDOM	10 419	64 733	39 901
PANAMA	68	322	194	IRELAND	6 727	12 651	7 665
CUBA	183	1 626	1 048	DENMARK	5 847	33 958	21 028
DOMINIC REP	25	214	131	GREECE	4 024	14 682	9 035
DOMINICA	68	413	262	PORTUGAL	823	4 957	3 002
JAMAICA	18	217	130	SPAIN	4 399	23 985	14 664
ST VINCENT	30	61	40	EU	81 626	398 652	245 691
BARBADOS	105	894	563	CANARY IS	108	571	353
TRINIDAD TOB	23	225	140	ICELAND	365	4 375	2 757
COLOMBIA	5 355	28 864	17 571	NORWAY	2 300	18 060	11 170
VENEZUELA	1 568	9 301	5 763	SWEDEN	7 360	23 830	14 751
ECUADOR	1 609	8 459	5 083	FINLAND	1 536	9 874	6 103
PERU	1 985	4 342	2 646	SWITZERLAND	16 204	70 707	43 616
BRAZIL	34 503	209 037	130 640	AUSTRIA	18 583	73 770	45 453
CHILE	6 292	23 098	14 099	MALTA	44	124	75
BOLIVIA	684	1 476	909	TURKEY	14 552	38 736	23 646
PARAGUAY	1 387	4 200	2 624				
URUGUAY	865	4 238	2 644				
ARGENTINA	10 467	53 254	33 374				

6 IMPORTS AND EXPORTS (SPECIAL TRADE) BY GROUPS OF THE SITC-REV. III AND BY COUNTRIES OF PRODUCTION AND CONSUMPTION 1994

GROUP COUNTRY	DT = 100 KG	1 000 DM	1 000 \$	GROUP COUNTRY	DT = 100 KG	1 000 DM	1 000 \$
ESTONIA	238	717	457	INDONESIA	2 396	13 932	8 742
LATVIA	1 379	2 948	1 840	MALAYSIA	1 157	3 804	2 354
LITHUANIA	1 908	8 452	5 236	SINGAPORE	1 225	7 231	4 594
POLAND	43 059	97 439	60 864	PHILIPPINES	4 583	26 686	16 797
CZECH REPUB	13 502	47 072	28 561	MONGOLIA	351	1 520	898
SLOVAKIA	2 024	6 871	4 299	CHINA	12 442	44 966	27 942
HUNGARY	18 467	36 963	22 704	SOUTH KOREA	7 404	57 283	35 908
ROMANIA	9 438	23 683	14 720	JAPAN	6 317	46 277	28 748
BULGARIA	1 466	3 628	2 259	TAIWAN	7 661	34 317	20 982
ALBANIA	65	488	303	HONG KONG	846	4 474	2 781
UKRAINE	2 982	7 772	4 796	AUSTRALIA	3 145	15 128	9 459
BELARUS	1 144	5 427	3 234	PAPUA NEW G	50	244	147
MOLDOVA	390	1 232	750	NEW ZEALAND	314	3 694	2 291
RUSSIA	14 579	65 143	40 215	NEW CALEDON	5	57	33
KAZAKHSTAN	8 358	32 545	19 952	WEST SAMOA	18	417	251
TURKMENISTAN	658	2 679	1 610	UNID COUNTR	123	457	276
UZBEKISTAN	3 805	21 108	13 638				
KYRGHYZSTAN	5	77	44	728 OTH.MACH,PTS,SPCL INDUST			
SLOVENIA	3 085	13 374	8 458	IMPORTS	1 969 020	3 855 441	2 388 750
CROATIA	2 638	7 016	4 386	FRANCE	115 943	229 351	142 170
BOS HERZEGOV	155	1 088	712	BELGIUM LUX	43 593	82 670	51 473
MACEDONIA	626	1 306	789	NETHERLANDS	135 961	221 450	137 220
MOROCCO	895	4 098	2 573	ITALY	292 957	504 587	312 400
ALGERIA	103	223	143	UNTD KINGDOM	79 585	151 560	93 766
TUNISIA	116	628	379	IRELAND	22 119	19 603	12 079
LIBYA	46	392	242	DENMARK	76 889	101 561	62 764
EGYPT	3 775	11 050	6 984	GREECE	621	503	314
SUDAN	555	846	502	PORTUGAL	27 157	14 205	8 905
MAURITANIA	20	84	53	SPAIN	16 563	29 499	18 107
MALI	13	166	103	EU	811 388	1 354 989	839 198
CAPE VERDE	22	108	67	CANARY IS	131	333	191
GAMBIA	23	398	208	NORWAY	13 029	33 656	20 574
GUINEA	117	298	178	SWEDEN	83 020	209 837	130 600
SIERRA LEONE	26	124	78	FINLAND	36 567	64 411	39 974
IVORY COAST	41	259	158	SWITZERLAND	156 135	667 409	414 024
GHANA	79	546	340	AUSTRIA	268 973	624 628	387 701
TOGO	24	481	307	ANDORRA	30	140	88
BENIN	8	61	39	MALTA	166	3 833	2 330
NIGERIA	507	3 661	2 229	TURKEY	8 810	6 990	4 385
CAMEROON	95	160	100	ESTONIA	200	80	49
ZAIRE	131	503	316	LATVIA	5 015	277	174
BURUNDI	47	137	86	LITHUANIA	1 994	245	155
ETHIOPIA	252	1 010	624	POLAND	152 702	40 607	25 033
KENYA	251	1 133	704	CZECH REPUB	137 052	64 616	40 049
UGANDA	53	375	238	SLOVAKIA	18 465	7 460	4 654
TANZANIA	1 060	2 432	1 527	HUNGARY	48 912	31 155	19 213
SEYCHELLES	197	941	573	ROMANIA	7 131	1 808	1 122
MOZAMBIQUE	32	84	53	BULGARIA	6 743	3 322	2 069
MADAGASCAR	112	595	369	UKRAINE	1 095	479	294
REUNION	44	167	103	BELARUS	485	873	564
MAURITIUS	23	136	80	RUSSIA	29 984	9 415	5 853
ZAMBIA	210	573	344	SLOVENIA	24 875	18 193	11 258
ZIMBABWE	453	1 033	622	CROATIA	3 872	3 289	2 038
MALAWI	14	159	96	MACEDONIA	80	103	60
SOUTH AFRICA	4 418	14 071	8 689	MOROCCO	80	103	62
NAMIBIA	191	913	574	ALGERIA	362	644	382
SWAZILAND	31	270	175	TUNISIA	83	259	167
USA	36 899	167 492	104 357	EGYPT	80	122	74
CANADA	2 998	18 850	11 598	SOUTH AFRICA	14 910	5 333	3 306
ST PIERRE	17	402	262	USA	54 363	326 059	201 427
MEXICO	4 688	20 712	12 788	CANADA	4 191	20 380	12 632
GUATEMALA	816	1 693	1 033	MEXICO	6 140	7 038	4 275
HONDURAS	100	738	446	EL SALVADOR	1	46	31
EL SALVADOR	45	207	122	VENEZUELA	320	1 312	754
NICARAGUA	14	99	61	BRAZIL	4 041	7 120	4 408
COSTA RICA	288	2 106	1 283	CHILE	14	61	39
PANAMA	91	505	326	URUGUAY	215	380	242
CUBA	189	298	192	CYPRUS	14	102	64
HAITI	23	91	55	IRAN	102	451	286
DOMINIC REP	316	2 747	1 743	ISRAEL	674	4 850	3 016
ANTIGUA	46	292	186	SAUDI ARABIA	107	121	72
JAMAICA	4	55	34	KUWAIT	185	346	227
ST VINCENT	29	125	77	QATAR	155	200	115
TRINIDAD TOB	19	168	102	ARAB EMIRAT	37	524	334
COLOMBIA	1 017	6 376	3 958	INDIA	678	1 105	664
VENEZUELA	2 128	8 104	4 984	SRI LANKA		167	106
SURINAME	65	247	157	THAILAND	90	679	428
ECUADOR	519	3 038	1 885	INDONESIA	62	141	87
PERU	1 283	4 082	2 562	MALAYSIA	452	2 866	1 772
BRAZIL	2 223	10 856	6 788	SINGAPORE	430	2 003	1 247
CHILE	1 760	8 246	5 127	PHILIPPINES		82	49
BOLIVIA	191	637	402	CHINA	28 227	15 840	9 802
PARAGUAY	288	1 813	1 144	SOUTH KOREA	1 186	5 836	3 674
URUGUAY	731	1 875	1 179	JAPAN	22 517	284 626	175 863
ARGENTINA	17 449	41 731	26 261	TAIWAN	11 084	14 462	9 010
CYPRUS	339	2 046	1 261	HONG KONG	362	1 024	630
LEBANON	1 208	4 574	2 893	AUSTRALIA	640	2 622	1 617
SYRIA	135	606	372	EXPORTS	4 330 250	13 263 765	8 211 852
IRAN	19 053	13 828	8 530	FRANCE	293 239	899 128	556 823
ISRAEL	6 302	19 630	12 076	BELGIUM LUX	139 865	449 785	278 051
JORDAN	239	838	517	NETHERLANDS	214 811	607 788	377 778
SAUDI ARABIA	2 583	9 152	5 474	ITALY	125 071	430 946	266 451
KUWAIT	78	644	394	UNTD KINGDOM	179 309	671 789	416 269
BAHRAIN	8	66	39	IRELAND	15 668	51 731	31 590
QATAR	717	1 500	862	DENMARK	47 674	162 615	100 751
ARAB EMIRAT	384	1 873	1 182	GREECE	14 620	45 986	28 603
OMAN	110	605	377	PORTUGAL	25 103	103 241	63 591
YEMEN	78	385	229	SPAIN	93 156	306 372	190 078
PAKISTAN	319	1 798	1 148	EU	1 148 516	3 729 381	2 309 985
INDIA	1 529	9 114	5 767	CANARY IS	1 072	6 837	4 180
BANGLADESH	26	248	152	ICELAND	796	2 539	1 549
SRI LANKA	928	1 189	762	NORWAY	32 053	94 329	58 419
NEPAL	93	677	436				
THAILAND	5 340	25 867	16 511				
LAOS	203	2 188	1 410				
VIETNAM	996	3 132	1 993				

6 IMPORTS AND EXPORTS (SPECIAL TRADE) BY GROUPS OF THE SITC-REV. III AND BY COUNTRIES OF PRODUCTION AND CONSUMPTION 1994

GROUP COUNTRY	DT = 100 KG	1 000 DM	1 000 \$	GROUP COUNTRY	DT = 100 KG	1 000 DM	1 000 \$
FINLAND	20 175	39 895	24 109	EU	115 535	157 659	96 859
SWITZERLAND	48 710	163 568	100 808	NORWAY	468	2 182	1 353
AUSTRIA	57 963	179 954	111 007	SWEDEN	8 536	16 574	10 294
MALTA	183	559	348	FINLAND	1 698	4 831	3 044
TURKEY	16 338	28 661	17 602	SWITZERLAND	40 716	119 455	74 200
ESTONIA	332	618	382	AUSTRIA	22 306	49 756	30 700
LATVIA	189	609	386	TURKEY	13 585	7 219	4 455
LITHUANIA	242	851	533	POLAND	6 340	4 635	2 912
POLAND	19 170	35 133	21 886	CZECH REPUB	9 978	5 878	3 619
CZECH REPUB	30 949	67 358	41 989	SLOVAKIA	6 603	3 115	1 916
SLOVAKIA	10 598	17 080	10 703	HUNGARY	3 066	1 834	1 142
HUNGARY	21 756	62 630	37 296	ROMANIA	2 152	786	496
ROMANIA	2 960	8 165	5 199	BULGARIA	308	119	74
BULGARIA	1 540	7 623	4 533	RUSSIA	606	320	202
ALBANIA	61	251	165	SLOVENIA	1 076	1 410	879
UKRAINE	5 325	41 316	25 259	CROATIA	82	170	107
BELARUS	1 729	2 888	1 793	SOUTH AFRICA	250	224	143
RUSSIA	34 352	198 180	122 440	USA	6 762	21 864	13 568
KAZAKHSTAN	291	1 657	1 034	CANADA	2 872	1 488	918
TURKMENISTAN	57	495	285	BRAZIL	485	1 389	884
UZBEKISTAN	14	224	136	ISRAEL	864	764	481
SLOVENIA	11 905	15 639	9 611	SAUDI ARABIA	12	80	48
CROATIA	4 398	4 753	2 940	INDIA	22	58	37
MACEDONIA	873	474	296	MALAYSIA	89	692	429
MOROCCO	59	407	262	SINGAPORE	41	176	103
ALGERIA	456	3 532	2 228	CHINA	947	636	387
TUNISIA	332	668	402	SOUTH KOREA	52	355	213
LIBYA	599	651	395	JAPAN	7 670	28 434	17 447
EGYPT	31 177	8 455	5 278	TAIWAN	1 140	1 932	1 195
SUDAN	1 060	2 664	1 581	AUSTRALIA	34	66	40
MAURITANIA	28	157	95	NEW ZEALAND	73	207	127
SENEGAL	125	184	118	EXPORTS	845 593	1 806 732	1 120 606
IVORY COAST	10	50	33	FRANCE	50 673	117 619	71 110
GHANA	256	354	227	BELGIUM LUX	9 089	30 800	19 181
TOGO	17	140	89	NETHERLANDS	22 517	42 649	26 484
NIGERIA	1 337	3 251	2 071	ITALY	42 835	109 034	68 042
CAMEROON	143	293	192	UNT D KINGDOM	27 798	58 704	36 227
ETHIOPIA	95	168	108	IRELAND	1 862	7 605	4 479
ERITREA	182	261	166	DENMARK	5 413	8 734	5 431
KENYA	1 129	771	485	GREECE	6 966	5 446	3 466
TANZANIA	11	70	45	PORTUGAL	2 676	13 237	8 337
MOZAMBIQUE	98	82	52	SPAIN	8 462	25 301	15 448
MADAGASCAR	12	66	40	EU	178 091	419 129	258 205
MAURITIUS	8	96	57	ICELAND	100	129	82
ZIMBABWE	364	726	459	NORWAY	2 390	7 399	4 611
SOUTH AFRICA	12 397	19 941	12 140	SWEDEN	5 499	18 097	11 386
NAMIBIA	38	2 317	1 398	FINLAND	1 443	5 657	3 504
SHAZILAND	960	130	86	SWITZERLAND	26 044	59 398	36 461
USA	136 194	456 149	283 679	AUSTRIA	33 782	74 452	45 966
CANADA	18 316	54 780	33 693	MALTA	487	825	504
MEXICO	10 052	16 486	10 176	TURKEY	16 366	30 620	18 676
GUATEMALA	506	65	41	ESTONIA	920	684	411
HONDURAS	684	176	105	LATVIA	506	1 260	814
COSTA RICA	18	50	32	LITHUANIA	418	1 647	1 009
COLOMBIA	1 206	1 020	633	POLAND	20 072	28 468	17 460
VENEZUELA	667	598	375	CZECH REPUB	25 891	37 419	23 373
ECUADOR	675	297	188	SLOVAKIA	4 722	4 746	2 948
PERU	549	277	172	HUNGARY	15 115	13 141	8 176
BRAZIL	18 318	58 546	36 693	ROMANIA	1 348	1 488	908
CHILE	3 590	4 400	2 836	BULGARIA	522	792	489
BOLIVIA	1 071	222	140	UKRAINE	4 579	13 553	8 376
URUGUAY	22	73	46	BELARUS	435	2 549	1 573
ARGENTINA	3 670	16 247	10 038	MOLDOVA	34	62	41
CYPRUS	1 014	136	84	RUSSIA	31 354	115 409	71 895
LEBANON	1 601	170	103	KAZAKHSTAN	496	2 437	1 507
SYRIA	1 231	426	262	TURKMENISTAN	18	51	31
IRAN	11 640	51 814	32 418	UZBEKISTAN	286	3 533	2 070
ISRAEL	2 411	13 874	8 617	SLOVENIA	4 015	4 976	3 009
JORDAN	2 720	656	400	CROATIA	3 962	6 058	3 749
SAUDI ARABIA	3 133	5 950	3 714	BOS HERZEGOV	361	306	195
KUWAIT	141	686	439	MACEDONIA	131	233	144
BAHRAIN	294	284	171	MOROCCO	2 602	3 469	2 197
ARAB EMIRAT	5 430	1 883	1 164	ALGERIA	286	484	305
PAKISTAN	6 418	2 087	1 292	TUNISIA	2 233	3 623	2 179
INDIA	88 649	59 997	37 251	LIBYA	476	754	469
SRI LANKA	811	1 426	852	EGYPT	12 841	12 693	7 987
NEPAL	76	594	378	MALI	19	50	32
MYANMAR	2	72	41	IVORY COAST	396	2 726	1 735
THAILAND	17 750	20 893	13 028	GHANA	375	775	478
INDONESIA	31 078	11 089	6 929	TOGO	116	102	67
MALAYSIA	3 815	14 237	8 846	NIGERIA	149	194	116
BRUNEI	78	771	452	BURUNDI	70	155	91
SINGAPORE	11 037	25 977	16 157	KENYA	593	175	111
PHILIPPINES	3 998	1 803	1 137	TANZANIA	270	899	584
CHINA	88 249	377 440	235 188	ZIMBABWE	19	60	37
NORTH KOREA	100	670	404	MALAWI	32	84	50
SOUTH KOREA	65 610	197 251	121 293	SOUTH AFRICA	7 723	11 402	7 191
JAPAN	7 677	52 669	32 847	NAMIBIA	29	64	37
TAIWAN	19 425	34 230	21 393	BOTSWANA	30	180	116
HONG KONG	3 913	12 081	7 256	USA	100 803	255 233	159 674
AUSTRALIA	8 287	20 887	13 141	CANADA	12 219	25 970	16 232
NEW ZEALAND	973	2 846	1 792	MEXICO	17 527	24 071	14 944
733 MACH-TOOLS,METAL-WORKING				GUATEMALA	710	3 863	2 401
IMPORTS	254 507	434 400	268 322	EL SALVADOR	102	102	61
FRANCE	35 985	31 803	19 520	COSTA RICA	1 140	3 503	2 213
BELGIUM LUX	19 210	22 044	13 530	PANAMA	148	1 682	1 084
NETHERLANDS	5 778	13 938	8 636	DOMINIC REP	86	688	416
ITALY	32 544	57 622	35 301	COLOMBIA	3 086	8 069	5 045
UNT D KINGDOM	4 641	9 354	5 749	VENEZUELA	133	419	251
IRELAND	4	25	15	ECUADOR	352	1 290	819
DENMARK	8 630	12 112	7 439	PERU	486	1 758	1 103
PORTUGAL	2 349	1 547	941	BRAZIL	6 167	31 562	19 504
SPAIN	6 360	8 850	5 503	CHILE	2 917	3 122	1 957
				BOLIVIA	325	1 862	1 185

6 IMPORTS AND EXPORTS (SPECIAL TRADE) BY GROUPS OF THE SITC-REV. III AND BY COUNTRIES OF PRODUCTION AND CONSUMPTION 1994

GROUP COUNTRY	DT = 100 KG	1 000 DM	1 000 \$	GROUP COUNTRY	DT = 100 KG	1 000 DM	1 000 \$
PORTUGAL	415	668	419	CANADA	10 310	12 034	7 407
SPAIN	13 111	11 995	7 493	MEXICO	4 035	19 860	12 301
EU	260 118	268 488	166 573	GUATEMALA	24	261	165
NORWAY	1 724	3 962	2 432	HONDURAS	29	74	46
SWEDEN	34 295	33 553	20 633	COSTA RICA	8	190	121
FINLAND	5 995	21 550	13 493	PANAMA	32	55	34
SWITZERLAND	21 402	133 181	82 647	CUBA	21	224	141
AUSTRIA	57 718	74 610	46 251	DOMINIC REP	31	179	116
TURKEY	1 434	1 512	941	TRINIDAD TOB	119	845	534
POLAND	17 639	5 463	3 370	COLOMBIA	643	711	445
CZECH REPUB	50 325	20 938	13 001	VENEZUELA	2 156	4 898	3 020
SLOVAKIA	2 024	1 464	925	ECUADOR	184	1 159	717
HUNGARY	4 947	5 360	3 321	PERU	61	439	283
ROMANIA	13 801	4 763	2 932	BRAZIL	25 717	46 810	29 696
BULGARIA	7 904	2 586	1 618	CHILE	904	2 145	1 342
BELARUS	198	371	225	ARGENTINA	1 636	11 007	6 986
RUSSIA	53 689	4 147	2 565	CYPRUS	84	200	124
SLOVENIA	3 874	4 774	2 969	LEBANON	16	104	63
CROATIA	892	732	462	SYRIA	315	1 004	593
TUNISIA	40	338	214	IRAN	16 441	44 553	26 622
SOUTH AFRICA	1 615	739	443	ISRAEL	1 592	8 636	5 375
USA	10 282	42 829	26 600	JORDAN	429	256	164
CANADA	129	1 414	880	SAUDI ARABIA	1 223	4 141	2 532
MEXICO	42	1 175	111	KUWAIT	273	950	602
COSTA RICA	43	1 221	746	BAHRAIN	373	1 514	956
DOMINIC REP	126	826	498	QATAR	341	1 013	631
BRAZIL	1 448	1 205	782	ARAB EMIRAT	1 795	2 269	1 393
CHILE	3	91	57	OMAN	31	179	114
IRAN	2	184	118	YEMEN	13	106	65
ISRAEL	1 569	1 565	965	PAKISTAN	79	375	231
SAUDI ARABIA	8	67	43	INDIA	38 599	51 474	31 176
OMAN		79	51	BANGLADESH	3	52	32
INDIA	364	259	161	SRI LANKA	23	63	40
INDONESIA	7	73	43	THAILAND	2 559	13 593	8 427
MALAYSIA	17	109	67	VIETNAM	12	111	68
SINGAPORE	72	617	372	INDONESIA	6 508	10 670	6 587
CHINA	6 973	6 937	4 306	MALAYSIA	32 375	27 014	16 891
SOUTH KOREA	559	3 146	1 874	SINGAPORE	1 955	13 222	8 178
JAPAN	2 580	21 769	13 463	PHILIPPINES	145	2 771	1 686
TAIWAN	1 304	3 346	2 064	CHINA	58 271	202 432	126 200
HONG KONG	136	218	134	NORTH KOREA	21	219	139
AUSTRALIA	39	84	54	SOUTH KOREA	12 592	55 661	34 042
EXPORTS	1 188 002	2 052 802	1 269 677	JAPAN	6 418	27 431	17 028
FRANCE	132 587	163 102	100 950	TAIWAN	18 328	44 779	28 153
BELGIUM LUX	392 439	187 237	117 202	HONG KONG	1 253	7 168	4 466
NETHERLANDS	40 671	63 846	39 082	AUSTRALIA	2 365	10 452	6 510
ITALY	34 567	92 092	56 628	NEW ZEALAND	632	2 427	1 481
UNTD KINGDOM	39 855	99 462	61 901	UNID COUNTR	117	595	363
IRELAND	2 263	8 903	5 549	741 HEATNG,COOLNG EQUIP,PART			
DENMARK	7 214	21 254	13 133	IMPORTS	1 657 379	2 952 967	1 830 298
GREECE	3 323	7 684	4 687	FRANCE	362 970	543 081	336 695
PORTUGAL	3 744	23 936	14 486	BELGIUM LUX	25 687	54 531	33 789
SPAIN	19 702	94 194	57 368	NETHERLANDS	60 430	145 195	89 929
EU	676 365	761 710	470 986	ITALY	316 370	444 613	275 870
CANARY IS	44	414	263	UNTD KINGDOM	30 239	76 376	47 208
ICELAND	53	145	89	IRELAND	10 467	39 120	24 496
NORWAY	4 433	13 867	8 663	DENMARK	57 524	121 418	75 607
SWEDEN	29 362	42 435	26 392	GREECE	3 230	3 548	2 184
FINLAND	18 123	20 207	12 723	PORTUGAL	11 695	18 078	11 182
SWITZERLAND	17 092	63 033	39 082	SPAIN	24 364	28 120	17 430
AUSTRIA	51 813	93 687	57 702	EU	902 976	1 474 080	914 380
MALTA	281	930	568	CANARY IS	52	117	73
TURKEY	13 929	32 271	19 838	CEUTA MEL	31	264	168
ESTONIA	35	210	131	NORWAY	8 272	13 986	8 729
LATVIA	162	322	207	SWEDEN	77 518	162 651	101 068
LITHUANIA	241	1 318	810	FINLAND	17 073	29 207	18 224
POLAND	12 348	35 939	22 105	SWITZERLAND	86 476	293 302	182 144
CZECH REPUB	15 168	59 618	36 539	AUSTRIA	184 539	283 257	175 861
SLOVAKIA	1 740	6 951	4 291	MALTA	2 363	5 710	3 564
HUNGARY	6 402	14 834	9 225	TURKEY	8 222	15 339	9 341
ROMANIA	2 029	6 568	4 123	ESTONIA	1 197	383	238
BULGARIA	204	930	575	LITHUANIA	127	74	46
UKRAINE	10 321	22 637	13 465	POLAND	36 561	13 784	8 532
BELARUS	205	1 154	719	CZECH REPUB	87 761	48 341	29 932
MOLDOVA	136	1 287	826	SLOVAKIA	21 567	8 976	5 654
RUSSIA	5 910	20 702	12 764	HUNGARY	30 980	23 392	14 581
KAZAKHSTAN	281	2 058	1 317	ROMANIA	2 272	1 222	768
SLOVENIA	3 522	6 371	3 906	BULGARIA	8 152	1 610	1 007
CROATIA	1 109	4 063	2 499	BELARUS	231	113	70
MACEDONIA	857	1 310	811	MOLDOVA	3	59	36
MOROCCO	60	497	303	RUSSIA	822	997	602
ALGERIA	15 245	10 528	6 662	AZERBAIJAN	164	60	34
TUNISIA	143	656	410	KAZAKHSTAN	305	65	39
LIBYA	882	6 731	4 178	SLOVENIA	28 327	16 744	10 350
EGYPT	2 266	4 375	2 650	CROATIA	432	745	460
SUDAN	37	349	225	MOROCCO	50	91	59
MAURITANIA	15	49	31	KENYA	29	46	30
SENEGAL	17	67	43	SOUTH AFRICA	1 855	1 703	1 078
IVORY COAST	22	64	40	USA	62 919	290 113	178 818
GHANA	31	187	119	CANADA	3 389	12 341	7 770
NIGERIA	376	514	311	MEXICO	4 430	5 837	3 608
CAMEROON	80	240	155	VENEZUELA	1	107	68
CENT AFR REP	4	89	55	BRAZIL	614	1 314	821
ZAIRE	35	123	77	SYRIA	142	107	68
ETHIOPIA	17	79	50	IRAN	283	210	134
KENYA	226	290	182	ISRAEL	7 835	18 872	11 595
TANZANIA	688	700	407	BAHRAIN	4	67	41
MOZAMBIQUE	444	1 829	1 179	ARAB EMIRAT	23	202	122
MADAGASCAR	11	72	44	INDIA	101	218	134
MAURITIUS	12	137	84	THAILAND	756	1 556	979
ZIMBABWE	18	104	68	INDONESIA	50	85	53
SOUTH AFRICA	4 361	17 318	10 769	MALAYSIA	2 289	4 396	2 738
NAMIBIA	35	82	50	SINGAPORE	6 576	13 330	8 366
USA	38 970	155 834	96 314				

6 IMPORTS AND EXPORTS (SPECIAL TRADE) BY GROUPS OF THE SITC-REV. III AND BY COUNTRIES OF PRODUCTION AND CONSUMPTION 1994

GROUP COUNTRY	DT = 100 KG	1 000 DM	1 000 \$	GROUP COUNTRY	DT = 100 KG	1 000 DM	1 000 \$
PHILIPPINES		154	94	BAHAMAS		266	170
CHINA	12 392	19 112	11 606	DOMINIC REP	1 404	4 047	2 419
SOUTH KOREA	3 581	16 532	10 182	GUADELOUPE		25	156
JAPAN	38 752	161 247	99 292	ANTIGUA		98	165
TAIWAN	3 732	8 457	5 222	MARTINIQUE		42	190
HONG KONG	226	583	359	JAMAICA		11	55
AUSTRALIA	717	1 286	783	TRINIDAD TOB		119	559
NEW ZEALAND	32	161	98	NETH ANTILL		94	598
EXPORTS	2 203 592	5 929 025	3 673 279	COLOMBIA	5 224	15 504	9 488
FRANCE	173 646	447 136	276 825	VENEZUELA	2 702	11 925	7 332
BELGIUM LUX	154 170	337 841	210 391	SURINAME		10	71
NETHERLANDS	156 341	354 456	219 764	ECUADOR		374	1 516
ITALY	95 243	241 067	149 667	PERU		1 577	4 635
UNITED KINGDOM	67 672	214 309	133 269	BRAZIL		13 849	41 232
IRELAND	5 604	12 438	7 663	CHILE		12 552	38 224
DENMARK	30 470	86 278	53 325	BOLIVIA		244	1 327
GREECE	16 704	37 683	23 200	PARAGUAY		96	475
PORTUGAL	15 930	33 570	20 732	URUGUAY		473	1 290
SPAIN	42 244	107 126	66 521	ARGENTINA		4 864	19 108
EU	758 024	1 871 904	1 161 357	CYPRUS		1 084	3 517
CANARY IS	369	2 125	1 342	LEBANON		2 541	2 769
ICELAND	348	2 023	1 271	SYRIA		6 412	15 452
NORWAY	13 576	43 798	26 986	IRAN		10 616	29 364
SWEDEN	33 407	106 186	65 901	ISRAEL		19 428	72 379
FINLAND	21 992	69 664	43 550	JORDAN		1 524	6 926
SWITZERLAND	142 162	342 419	212 546	SAUDI ARABIA		15 474	43 549
AUSTRIA	166 823	367 932	227 805	KUWAIT		1 684	5 979
GIBRALTAR	7	119	74	BAHRAIN		430	1 998
VATICAN CITY	53	131	81	QATAR		354	1 736
MALTA	1 793	3 801	2 318	ARAB EMIRAT		10 688	29 239
TURKEY	34 308	104 398	64 024	OMAN		557	2 184
ESTONIA	741	1 152	728	YEMEN		227	460
LATVIA	1 638	4 609	2 920	PAKISTAN		7 735	9 890
LITHUANIA	4 074	9 456	5 807	INDIA		17 369	55 429
POLAND	59 257	121 334	75 429	BANGLADESH		1 678	3 633
CZECH REPUBL	61 851	137 223	84 835	MALDIVES		9	56
SLOVAKIA	6 840	18 804	11 644	SRI LANKA		551	1 245
HUNGARY	38 066	75 691	47 153	NEPAL		110	358
ROMANIA	12 099	33 427	20 690	MYANMAR		18	180
BULGARIA	4 291	9 520	5 935	THAILAND		28 966	77 879
ALBANIA	231	876	539	VIETNAM		159	966
UKRAINE	13 087	41 560	25 994	INDONESIA		21 725	63 323
BELARUS	5 536	19 537	11 868	MALAYSIA		21 980	60 882
MOLDOVA	813	1 087	661	BRUNEI		60	419
RUSSIA	66 710	205 985	127 026	SINGAPORE		11 582	52 338
AZERBAIJAN	1 003	1 729	1 010	PHILIPPINES		7 638	23 018
KAZAKHSTAN	2 995	11 539	7 058	MONGOLIA		357	1 182
TURKMENISTAN	1 140	4 996	3 023	CHINA		114 572	402 549
UZBEKISTAN	1 334	6 208	4 005	NORTH KOREA		145	338
SLOVENIA	16 621	27 635	17 130	SOUTH KOREA		41 283	144 047
CROATIA	5 892	17 905	11 208	JAPAN		26 196	127 300
SERB MONTNEG	107	2 069	1 315	TAIWAN		43 792	116 438
MACEDONIA	859	4 527	2 864	HONG KONG		47 345	65 942
MOROCCO	2 290	6 988	4 263	MACAO		147	474
ALGERIA	1 426	5 453	3 347	AUSTRALIA		9 546	34 676
TUNISIA	4 634	9 741	5 988	PAPUA NEW G		22	155
LIBYA	8 378	26 868	15 894	NEW ZEALAND		1 699	5 864
EGYPT	28 173	77 992	48 115	NEW CALEDON		95	327
SUDAN	16	186	112	FIJI		8	49
MAURITANIA	122	374	222	FR POLYNESIA		2	48
NIGER	21	136	86	UNID COUNTR		502	1 308
CAPE VERDE	79	175	109	742 PUMPS FOR LIQUIDS,PARTS			
SENEGAL	243	784	495	IMPORTS	859 598	1 856 583	1 148 118
GAMBIA	143	318	189	FRANCE		124 188	321 966
GUIN BISSAU	33	111	71	BELGIUM LUX		8 236	27 954
GUINEA	72	321	205	NETHERLANDS		23 134	46 389
SIERRA LEONE	42	177	107	ITALY		183 782	236 598
LIBERIA	16	68	41	UNITED KINGDOM		32 768	69 847
IVORY COAST	491	1 712	1 060	IRELAND		26 247	57 933
GHANA	2 129	2 355	1 504	DENMARK		133 090	184 700
TOGO	29	156	101	GREECE		56	245
BENIN	13	49	30	PORTUGAL		1 453	2 058
NIGERIA	4 198	11 177	6 745	SPAIN		21 406	22 113
CAMEROON	76	389	243	EU		554 360	969 803
GABON	15	112	70	NORWAY		1 582	10 043
CONGO	5	72	41	SWEDEN		28 772	78 615
ZAIRE	26	155	100	FINLAND		6 006	12 913
RWANDA	40	190	112	SWITZERLAND		54 884	186 158
ANGOLA	203	825	493	AUSTRIA		29 676	127 172
ETHIOPIA	524	1 745	1 075	MALTA		17	236
KENYA	1 257	4 127	2 518	TURKEY		3 499	7 904
UGANDA	32	103	61	POLAND		9 383	4 399
TANZANIA	403	895	563	CZECH REPUBL		22 093	29 564
SEYCHELLES	137	568	330	SLOVAKIA		418	677
MOZAMBIQUE	117	217	135	HUNGARY		8 679	9 163
MADAGASCAR	68	261	164	ROMANIA		497	294
REUNION	30	402	232	BULGARIA		1 676	651
MAURITIUS	430	1 027	630	BELARUS		48	57
ZAMBIA	170	371	225	RUSSIA		311	905
ZIMBABWE	397	1 306	821	SLOVENIA		3 134	4 756
MALAWI	18	81	52	CROATIA		266	790
SOUTH AFRICA	12 783	35 908	22 263	BOS HERZEGOV		91	164
NAMIBIA	45	121	73	TUNISIA		14	107
BOTSWANA	278	709	450	EGYPT		87	164
LESOTHO	2 759	1 199	779	SENEGAL		11	80
USA	107 859	371 746	229 356	NIGERIA		28	70
CANADA	8 026	24 567	15 262	SOUTH AFRICA		282	605
MEXICO	15 219	48 998	30 314	USA		75 152	248 764
GUATEMALA	907	5 526	3 346	CANADA		5 960	9 632
HONDURAS	178	332	202	MEXICO		256	667
EL SALVADOR	73	277	168	NETH ANTILL		1	49
COSTA RICA	69	448	283	COLOMBIA		32	464
PANAMA	327	1 317	830	PERU		83	398
CUBA	126	838	516				244

6 IMPORTS AND EXPORTS (SPECIAL TRADE) BY GROUPS OF THE SITC-REV. III AND BY COUNTRIES OF PRODUCTION AND CONSUMPTION 1994

GROUP COUNTRY	DT = 100 KG	1 000 DM	1 000 \$	GROUP COUNTRY	DT = 100 KG	1 000 DM	1 000 \$
BRAZIL	13 584	63 363	39 087	NAMIBIA	49	225	135
CHILE	26	294	189	BOTSWANA	72	207	124
ARGENTINA	6	128	80	LESOTHO	168	414	259
IRAN	205	754	497	USA	130 723	628 343	386 780
ISRAEL	38	417	259	CANADA	7 484	28 130	17 416
JORDAN	56	77	48	MEXICO	12 398	55 253	34 299
SAUDI ARABIA	42	173	106	GUATEMALA	18	235	146
ARAB EMIRAT	55	251	159	HONDURAS	14	118	70
OMAN	6	108	66	EL SALVADOR	20	199	121
INDIA	5 564	20 455	12 656	NICARAGUA	6	63	40
SRI LANKA	3	48	31	COSTA RICA	35	269	165
THAILAND	37	51	32	PANAMA	26	189	114
INDONESIA	375	439	269	CUBA	29	300	189
MALAYSIA	28	173	102	BAHAMAS	82	142	91
SINGAPORE	76	468	290	DOMINIC REP	30	144	87
PHILIPPINES	44	199	121	AM VIRGIN IS	10	100	62
CHINA	19 948	3 682	2 248	GUADELOUPE	7	324	200
SOUTH KOREA	553	1 373	830	MARTINIQUE	15	170	103
JAPAN	9 269	52 888	32 742	JAMAICA	5	89	40
TAIWAN	1 752	3 039	1 876	BARBADOS	5	67	40
HONG KONG	62	267	169	TRINIDAD TOB	163	733	453
AUSTRALIA	417	2 353	1 451	NETH ANTILL	32	372	226
EXPORTS	1 264 365	6 021 087	3 727 886	COLOMBIA	592	5 838	3 562
FRANCE	181 194	974 721	604 107	VENEZUELA	1 851	11 074	6 798
BELGIUM LUX	42 061	162 150	100 169	ECUADOR	167	1 461	895
NETHERLANDS	60 647	262 341	162 513	PERU	438	2 671	1 659
ITALY	113 970	680 363	420 774	BRAZIL	12 740	75 190	46 241
UNTD KINGDOM	84 730	589 343	365 613	CHILE	2 014	10 281	6 452
IRELAND	3 355	10 200	6 277	BOLIVIA	33	216	136
DENMARK	17 289	71 627	44 378	PARAGUAY	104	443	276
GREECE	9 247	27 188	16 853	URUGUAY	77	629	380
PORTUGAL	3 559	17 395	10 672	ARGENTINA	2 211	12 308	7 534
SPAIN	29 972	165 672	102 619	CYPRUS	428	1 841	1 140
EU	546 024	2 961 000	1 833 975	LEBANON	1 830	5 962	3 698
CANARY IS	132	1 014	638	SYRIA	3 518	13 507	8 357
CEUTA MEL	253	328	205	IRAQ	122	473	302
ICELAND	217	1 144	702	IRAN	3 508	16 751	10 245
NORWAY	11 750	51 639	32 043	ISRAEL	5 795	21 621	13 345
SWEDEN	55 048	278 810	172 715	JORDAN	1 221	4 281	2 665
FINLAND	13 929	67 784	42 146	SAUDI ARABIA	11 169	39 563	24 373
SWITZERLAND	57 167	181 480	112 166	KUWAIT	1 878	8 801	5 402
AUSTRIA	81 824	349 168	216 446	BAHRAIN	646	2 614	1 621
MALTA	661	3 014	1 858	QATAR	2 003	7 892	4 839
TURKEY	10 408	53 948	32 572	ARAB EMIRAT	20 106	63 683	39 776
ESTONIA	68	362	226	OMAN	581	3 118	1 906
LATVIA	468	1 645	1 027	YEMEN	430	1 860	1 157
LITHUANIA	578	1 758	1 105	PAKISTAN	1 383	5 793	3 570
POLAND	16 275	53 869	33 708	INDIA	6 027	34 301	21 336
CZECH REPUB	23 657	63 931	40 117	BANGLADESH	20	264	162
SLOVAKIA	4 308	13 583	8 428	SRI LANKA	148	690	427
HUNGARY	13 235	44 501	27 538	MYANMAR	22	517	318
ROMANIA	1 176	4 241	2 641	THAILAND	10 003	31 357	19 379
BULGARIA	2 840	10 238	6 409	LAOS	82	295	189
ALBANIA	68	186	116	VIETNAM	205	924	584
UKRAINE	2 053	10 766	6 569	INDONESIA	4 363	20 750	12 897
BELARUS	451	2 912	1 787	MALAYSIA	3 149	15 502	9 673
MOLDOVA	28	120	77	BRUNEI	69	407	249
RUSSIA	11 436	53 050	32 778	SINGAPORE	14 344	53 374	33 131
AZERBAIJAN	45	280	163	PHILIPPINES	1 227	6 992	4 355
KAZAKHSTAN	298	2 087	1 290	MONGOLIA	60	165	98
TURKMENISTAN	168	870	517	CHINA	12 394	59 460	37 169
UZBEKISTAN	310	1 005	645	NORTH KOREA	12	177	106
TADJIKISTAN	10	64	41	SOUTH KOREA	47 901	174 791	108 582
SLOVENIA	1 706	8 431	5 224	JAPAN	8 678	57 952	35 979
CROATIA	3 270	6 794	4 192	TAIWAN	16 140	59 197	37 012
BOS HERZEGOV	91	322	189	HONG KONG	8 572	30 075	18 663
MACEDONIA	143	1 075	681	MACAO	250	942	594
MOROCCO	796	4 988	3 051	AUSTRALIA	12 016	57 324	35 434
ALGERIA	1 942	13 197	8 212	NEW ZEALAND	2 843	6 041	3 725
TUNISIA	1 026	5 555	3 432	NEW CALEDON	18	64	37
LIBYA	4 627	22 701	14 212	AM OCEANIA	182	484	313
EGYPT	8 018	30 556	18 969	FR POLYNESIA	16	102	63
SUDAN	116	705	422	UNID COUNTR	255	1 059	644
MAURITANIA	675	2 670	1 630	743 PUMPS NES,CENTRIFUGS ETC			
BURKINA FASO	5	50	31	IMPORTS	1 815 296	3 252 503	2 011 517
NIGER	136	399	248	FRANCE	105 943	303 060	187 319
CAPE VERDE	126	529	320	BELGIUM LUX	88 479	193 089	119 416
SENEGAL	543	2 622	1 621	NETHERLANDS	35 289	97 019	59 953
GAMBIA	719	2 389	1 461	ITALY	415 373	438 820	271 474
GUIN BISSAU	319	901	563	UNTD KINGDOM	71 893	200 017	124 150
GUINEA	389	1 037	631	IRELAND	844	6 021	3 715
SIERRA LEONE	226	553	345	DENMARK	65 686	85 382	52 939
LIBERIA	89	286	176	GREECE	36	466	280
IVORY COAST	78	507	314	PORTUGAL	3 627	4 835	2 980
GHANA	150	945	574	SPAIN	63 556	97 726	60 142
TOGO	102	108	63	EU	850 526	1 426 435	882 368
NIGERIA	1 317	7 964	4 774	CANARY IS	11	741	469
CAMEROON	17	172	108	NORWAY	2 729	4 979	3 040
GABON	32	746	461	SWEDEN	39 797	93 977	58 215
CONGO	17	83	48	FINLAND	5 641	12 360	7 441
ZAIRE	94	702	444	SWITZERLAND	57 256	227 394	140 605
RWANDA	10	85	50	AUSTRIA	191 398	263 074	162 989
ANGOLA	26	87	54	MALTA	11	52	30
ETHIOPIA	461	1 982	1 227	TURKEY	24 125	7 708	4 808
KENYA	218	978	600	ESTONIA	186	108	68
UGANDA	13	182	109	LITHUANIA	227	166	106
TANZANIA	204	999	621	POLAND	64 899	17 957	11 167
SEYCHELLES	28	84	53	CZECH REPUB	39 821	18 603	11 599
MADAGASCAR	6	145	86	SLOVAKIA	5 684	2 599	1 611
REUNION	237	944	605	HUNGARY	15 365	21 760	13 579
MAURITIUS	109	488	295	ROMANIA	5 166	1 635	1 007
ZAMBIA	512	1 334	828	BULGARIA	295	594	335
ZIMBABWE	335	1 637	1 035	UKRAINE	1 737	509	314
SOUTH AFRICA	5 168	32 514	20 248				

6 IMPORTS AND EXPORTS (SPECIAL TRADE) BY GROUPS OF THE SITC-REV. III AND BY COUNTRIES OF PRODUCTION AND CONSUMPTION 1994

GROUP COUNTRY	DT = 100 KG	1 000 DM	1 000 \$	GROUP COUNTRY	DT = 100 KG	1 000 DM	1 000 \$
RUSSIA	298	954	590	BENIN	39	119	75
SLOVENIA	114 649	83 269	51 629	NIGERIA	3 174	7 000	4 253
CROATIA	1 581	1 541	936	CAMEROON	234	856	539
BOS HERZEGOV	1 614	1 142	730	CENT AFR REP	52	141	88
MACEDONIA	800	544	338	GABON	91	477	294
TUNISIA	25	941	618	CONGO	129	142	86
EGYPT	56	499	296	ZAIRE	96	418	260
ZAIRE	94	68	39	BURUNDI	20	80	46
ZAMBIA	34	220	143	ANGOLA	17	141	84
SOUTH AFRICA	33 650	92 842	57 202	ETHIOPIA	482	2 235	1 402
USA	100 421	285 638	176 078	ERITREA	42	609	394
CANADA	24 470	62 547	38 556	KENYA	570	2 590	1 608
MEXICO	454	2 150	1 354	UGANDA	509	1 739	1 027
VENEZUELA	10	109	67	TANZANIA	1 354	2 731	1 694
BRAZIL	1 861	4 024	2 491	SEYHELLES	77	197	124
CHILE	247	134	87	MOZAMBIQUE	17	118	72
ARGENTINA	73	775	483	MADAGASCAR	134	561	347
CYPRUS	1 996	1 900	1 179	REUNION	103	273	165
LEBANON	101	649	392	MAURITIUS	721	1 886	1 164
IRAN	22	56	36	ZAMBIA	306	1 992	1 213
ISRAEL	2 178	6 578	4 145	ZIMBABWE	303	1 277	786
SAUDI ARABIA	9	280	170	MALAWI	579	799	491
BAHRAIN	3	53	32	SOUTH AFRICA	17 618	63 413	39 254
QATAR	39	1 012	607	NAMIBIA	30	91	55
ARAB EMIRAT	368	1 801	1 101	LESOTHO	7	55	34
PAKISTAN	74	75	46	USA	140 820	710 662	440 212
INDIA	3 002	2 512	1 549	CANADA	7 576	31 662	19 574
THAILAND	2 458	6 396	3 929	GREENLAND	47	95	56
INDONESIA	1 469	1 544	941	MEXICO	18 132	50 349	31 143
MALAYSIA	1 891	2 792	1 741	BERMUDA	3	56	37
BRUNEI	2	89	57	GUATEMALA	344	866	530
SINGAPORE	21 590	15 986	9 889	HONDURAS	293	860	539
CHINA	59 648	41 220	25 095	EL SALVADOR	76	607	377
SOUTH KOREA	6 292	10 965	6 763	NICARAGUA	23	277	167
JAPAN	108 133	487 333	301 886	COSTA RICA	362	1 657	1 020
TAIWAN	17 846	27 953	17 298	PANAMA	104	619	384
HONG KONG	1 353	1 502	910	CUBA	337	1 642	1 013
AUSTRALIA	1 201	3 170	1 962	HAITI	15	57	36
NEW ZEALAND	41	258	162	DOMINIC REP	709	625	388
EXPORTS	2 409 856	7 057 256	4 367 551	AM VIRGIN IS	20	1 214	771
FRANCE	234 862	701 800	433 297	GUADELOUPE	97	337	204
BELGIUM LUX	181 262	352 848	218 101	MARTINIQUE	94	336	198
NETHERLANDS	145 218	385 127	238 109	JAMAICA	134	534	338
ITALY	183 247	443 858	274 059	TRINIDAD TOB	98	537	325
UNITED KINGDOM	198 229	507 894	313 331	NETH ANTILL	47	270	167
IRELAND	5 387	16 884	10 389	COLOMBIA	1 400	5 543	3 433
DENMARK	149 475	215 445	133 371	VENEZUELA	2 021	11 102	6 814
GREECE	18 812	51 715	32 033	SURINAME	20	48	32
PORTUGAL	12 822	34 632	21 456	FRENCH GUIAN	16	78	45
SPAIN	117 412	256 259	158 409	ECUADOR	314	1 827	1 113
EU	1 246 726	2 966 462	1 832 555	PERU	1 363	8 723	5 419
CANARY IS	524	2 444	1 518	BRAZIL	12 400	61 502	38 217
CEUTA MEL	244	455	282	CHILE	5 277	25 102	15 669
ICELAND	521	1 778	1 108	BOLIVIA	420	993	603
NORWAY	17 614	61 835	38 425	PARAGUAY	360	2 513	1 583
SWEDEN	97 078	233 240	144 481	URUGUAY	121	1 020	631
FINLAND	22 199	76 834	47 651	ARGENTINA	5 739	42 990	25 743
SWITZERLAND	99 884	302 770	187 467	CYPRUS	1 864	4 866	3 002
AUSTRIA	152 395	375 674	233 014	LEBANON	2 164	6 478	3 994
ANDORRA	12	57	32	SYRIA	3 198	9 156	5 643
GIBRALTAR	11	61	36	IRAQ	189	859	505
MALTA	801	2 141	1 332	IRAN	19 606	56 641	35 049
TURKEY	15 699	65 919	40 646	ISRAEL	15 414	50 573	31 416
ESTONIA	339	1 241	755	JORDAN	1 243	4 879	2 960
LATVIA	723	1 982	1 251	SAUDI ARABIA	12 661	43 384	26 799
LITHUANIA	1 613	3 214	1 996	KUWAIT	1 424	6 014	3 684
POLAND	42 582	113 137	70 117	BAHRAIN	530	2 208	1 374
CZECH REPUB	38 739	123 609	76 883	QATAR	369	6 129	3 762
SLOVAKIA	7 482	24 102	14 691	ARAB EMIRAT	9 658	63 628	40 317
HUNGARY	16 663	56 450	35 119	OMAN	3 170	14 254	8 702
ROMANIA	8 963	13 061	8 055	YEMEN	431	1 044	620
BULGARIA	6 087	16 093	9 999	PAKISTAN	3 898	16 575	10 330
ALBANIA	43	191	115	INDIA	11 579	72 870	45 224
UKRAINE	14 403	42 120	26 459	BANGLADESH	167	1 239	788
BELARUS	1 791	9 543	6 045	MALDIVES	70	441	284
MOLDOVA	277	1 110	683	SRI LANKA	272	1 503	919
RUSSIA	31 710	113 782	69 492	NEPAL	25	114	68
GEORGIA	44	260	150	MYANMAR	120	550	336
AZERBAIJAN	30	431	267	THAILAND	24 666	70 641	43 970
KAZAKHSTAN	1 374	5 026	2 983	VIETNAM	463	2 269	1 404
TURKMENISTAN	74	501	306	INDONESIA	9 784	36 224	22 481
UZBEKISTAN	366	1 601	986	MALAYSIA	6 906	24 221	14 896
KYRGHYZSTAN	11	50	32	BRUNEI	58	1 143	717
SLOVENIA	23 728	31 858	19 698	SINGAPORE	23 423	94 591	58 709
CROATIA	5 763	15 370	9 492	PHILIPPINES	3 337	18 074	11 163
BOS HERZEGOV	309	268	175	MONGOLIA	25	80	50
MACEDONIA	805	3 271	1 975	CHINA	19 234	107 543	66 823
MOROCCO	1 241	4 334	2 672	NORTH KOREA	13	69	42
ALGERIA	4 948	9 883	6 153	SOUTH KOREA	41 301	166 046	103 580
TUNISIA	902	5 568	6 437	JAPAN	16 716	111 561	68 967
LIBYA	6 973	28 003	17 545	TAIWAN	24 523	99 376	61 409
EGYPT	10 273	36 102	22 406	HONG KONG	13 038	40 593	25 159
SUDAN	82	382	230	MACAO	149	420	265
MAURITANIA	14	159	95	AUSTRALIA	23 835	90 781	56 432
MALI	192	315	197	PAPUA NEW G	9	59	34
BURKINA FASO	110	180	111	AUST OCEANIA	23	53	35
NIGER	7	83	52	NEW ZEALAND	3 576	16 319	10 009
CAPE VERDE	41	156	95	NEW CALEDON	114	676	405
SENEGAL	95	272	164	FR POLYNESIA	105	636	391
GUIN BISSAU	35	181	105	POLAR REG	41	98	62
GUINEA	214	129	82	UNID COUNTR	694	1 924	1 181
LIBERIA	8	82	50				
IVORY COAST	639	876	540				
GHANA	740	1 056	629				

6 IMPORTS AND EXPORTS (SPECIAL TRADE) BY GROUPS OF THE SITC-REV. III AND BY COUNTRIES OF PRODUCTION AND CONSUMPTION 1994

GROUP COUNTRY	DT = 100 KG	1 000 DM	1 000 \$	GROUP COUNTRY	DT = 100 KG	1 000 DM	1 000 \$
744 MECHANICAL HANDLING EQUIP							
IMPORTS	2 892 460	2 635 858	1 628 025	CHAD	18	66	39
FRANCE	562 362	444 076	275 684	CAPE VERDE	126	330	202
BELGIUM LUX	101 021	61 923	38 020	SENEGAL	68	258	161
NETHERLANDS	153 650	191 625	118 255	GUINEA	807	1 590	944
ITALY	313 214	232 039	143 492	SIERRA LEONE	303	493	307
UNTD KINGDOM	200 682	174 949	107 929	IVORY COAST	706	851	542
IRELAND	1 433	3 141	1 942	GHANA	1 664	2 475	1 534
DENMARK	95 245	171 122	104 515	TOGO	215	242	154
GREECE	243	469	289	NIGERIA	2 002	4 072	2 505
PORTUGAL	14 017	9 842	6 186	CAMEROON	1 009	895	566
SPAIN	95 975	68 347	42 165	GABON	273	729	460
EU	1 537 842	1 357 533	838 477	CONGO	83	225	136
NORWAY	17 042	34 135	20 901	ZAIRE	223	250	159
SWEDEN	184 560	236 606	145 760	RWANDA	11	87	50
FINLAND	49 383	64 383	39 664	BURUNDI	14	54	34
SWITZERLAND	103 619	241 672	148 774	ANGOLA	94	143	85
AUSTRIA	259 070	317 610	196 448	ETHIOPIA	85	127	78
TURKEY	9 664	3 796	2 383	ERITREA	168	211	134
LITHUANIA	764	106	67	SOMALIA	272	345	221
POLAND	137 380	35 695	22 291	KENYA	1 276	1 922	1 205
CZECH REPUBL	172 250	52 688	32 761	TANZANIA	1 150	2 180	1 345
SLOVAKIA	33 715	10 222	6 341	MOZAMBIQUE	101	281	185
HUNGARY	50 375	18 614	11 526	MADAGASCAR	47	94	59
ROMANIA	7 283	2 351	1 457	REUNION	540	630	392
BULGARIA	28 679	7 692	4 809	MAURITIUS	78	257	166
UKRAINE	9 551	2 761	1 722	ZAMBIA	271	502	311
BELARUS	685	70	44	ZIMBABWE	746	1 897	1 054
RUSSIA	6 706	921	579	MALAWI	261	151	91
SLOVENIA	29 784	15 396	9 480	SOUTH AFRICA	21 526	32 581	19 941
CROATIA	2 235	1 784	1 114	NAMIBIA	47	175	111
KENYA	34	52	31	BOTSWANA	103	429	272
SOUTH AFRICA	3 092	1 806	1 109	USA	266 460	351 640	218 458
USA	50 877	71 542	44 052	CANADA	11 330	21 024	12 914
CANADA	3 192	4 996	3 095	MEXICO	20 726	55 431	33 832
BRAZIL	3 895	3 120	1 928	GUATEMALA	342	729	447
ISRAEL	35	166	104	HONDURAS	192	544	344
KUWAIT		86	51	EL SALVADOR	37	156	93
ARAB EMIRAT	2	129	78	COSTA RICA	506	884	554
INDIA	1 518	494	308	PANAMA	213	264	162
SRI LANKA	39	157	98	CUBA	52	283	172
MALAYSIA	90	204	121	DOMINIC REP	345	662	415
SINGAPORE	61	392	244	GUADELOUPE	34	64	38
CHINA	58 191	17 018	10 455	MARTINIQUE	27	109	67
SOUTH KOREA	6 644	6 521	3 948	JAMAICA	22	92	56
JAPAN	109 433	115 713	72 017	BARBADOS	41	51	31
TAIWAN	13 128	7 748	4 744	TRINIDAD TOB	1 759	1 411	899
HONG KONG	1 088	599	373	NETH ANTILL	38	55	33
AUSTRALIA	101	294	190	COLOMBIA	8 007	13 035	8 228
NEW ZEALAND	187	412	254	VENEZUELA	5 721	14 247	8 790
EXPORTS	3 781 565	5 462 317	3 379 962	GUYANA	89	321	194
FRANCE	398 340	589 321	363 743	SURINAME	147	460	297
BELGIUM LUX	227 810	294 527	181 873	ECUADOR	4 051	3 112	1 954
NETHERLANDS	257 564	353 361	218 621	PERU	2 345	2 964	1 863
ITALY	227 337	266 799	164 281	BRAZIL	16 898	45 654	28 672
UNTD KINGDOM	334 188	463 419	287 422	CHILE	5 926	8 382	5 223
IRELAND	5 694	12 122	7 556	BOLIVIA	36	86	55
DENMARK	66 064	93 232	57 585	PARAGUAY	139	436	276
GREECE	15 276	16 827	10 351	URUGUAY	2 861	1 166	719
PORTUGAL	26 820	43 189	26 771	ARGENTINA	21 549	31 610	19 784
SPAIN	140 780	182 375	112 996	CYPRUS	979	2 237	1 354
EU	1 699 873	2 315 172	1 431 199	LEBANON	5 561	8 940	5 558
CANARY IS	824	666	406	SYRIA	2 624	4 041	2 498
ICELAND	4 417	3 467	2 146	IRAN	28 763	41 278	24 900
NORWAY	41 981	70 405	43 686	ISRAEL	40 904	55 445	34 546
SWEDEN	90 969	139 504	86 940	JORDAN	6 881	7 648	4 812
FINLAND	26 375	36 554	22 674	SAUDI ARABIA	33 914	50 257	30 902
SWITZERLAND	186 104	273 539	168 958	KUWAIT	4 153	7 840	4 718
AUSTRIA	286 945	384 027	236 855	BAHRAIN	2 414	4 726	2 925
MALTA	673	1 285	787	QATAR	431	1 035	626
TURKEY	38 976	67 620	41 737	ARAB EMIRAT	18 852	16 947	10 483
ESTONIA	1 484	2 844	1 702	OMAN	1 087	1 405	860
LATVIA	10 745	7 414	4 638	YEMEN	620	1 409	875
LITHUANIA	2 596	2 823	1 724	PAKISTAN	3 052	7 175	4 472
POLAND	61 752	85 917	53 618	INDIA	7 598	18 131	11 357
CZECH REPUBL	68 302	78 173	48 501	BANGLADESH	489	948	574
SLOVAKIA	9 557	17 732	11 070	MALDIVES	26	52	33
HUNGARY	42 396	46 421	28 837	SRI LANKA	1 272	2 768	1 754
ROMANIA	6 760	10 695	6 486	NEPAL	2 043	1 896	1 138
BULGARIA	4 776	6 148	3 738	MYANMAR	21	72	43
ALBANIA	89	174	108	THAILAND	42 200	59 042	36 528
UKRAINE	11 237	27 867	17 426	LAOS	11	56	36
BELARUS	9 270	12 035	7 538	VIETNAM	1 591	3 319	2 132
MOLDOVA	298	332	211	INDONESIA	12 770	29 434	18 427
RUSSIA	68 491	135 202	83 276	MALAYSIA	28 061	51 612	31 920
KAZAKHSTAN	2 375	1 781	1 120	BRUNEI	323	970	606
TURKMENISTAN	100	174	113	SINGAPORE	70 767	79 954	49 791
UZBEKISTAN	1 283	1 511	932	PHILIPPINES	5 586	13 301	8 325
TADJIKISTAN	310	385	227	MONGOLIA	149	57	37
KYRGYZSTAN	29	71	44	CHINA	66 939	139 673	86 703
SLOVENIA	15 937	19 310	12 005	NORTH KOREA	568	1 355	878
CROATIA	13 852	19 723	12 130	SOUTH KOREA	55 213	121 346	75 264
BOS HERZEGOV	306	256	166	JAPAN	55 957	99 249	60 385
MACEDONIA	483	1 192	716	TAIWAN	55 430	75 711	46 863
MOROCCO	4 580	6 079	3 755	HONG KONG	35 059	56 648	35 197
ALGERIA	2 902	6 387	3 931	MACAO	2 302	3 869	2 350
TUNISIA	2 712	4 154	2 575	AUSTRALIA	42 887	63 327	39 488
LIBYA	4 134	6 772	4 182	PAPUA NEW G	326	544	316
EGYPT	8 348	13 900	8 700	NEW ZEALAND	6 277	9 595	6 099
SUDAN	23	122	75	NEW CALEDON	17	84	53
MAURITANIA	154	479	303	FR POLYNESIA	35	57	34
BURKINA FASO	92	157	92	UNID COUNTR	498	801	489

6 IMPORTS AND EXPORTS (SPECIAL TRADE) BY GROUPS OF THE SITC-REV. III AND BY COUNTRIES OF PRODUCTION AND CONSUMPTION 1994

GROUP COUNTRY	DT = 100 KG	1 000 DM	1 000 \$	GROUP COUNTRY	DT = 100 KG	1 000 DM	1 000 \$
745 OTH.NONELEC MCH,TOOL,NES							
IMPORTS	708 769	2 064 279	1 276 513	RUSSIA	34 122	96 702	59 924
FRANCE	60 977	125 242	78 017	AZERBAIJAN	163	681	440
BELGIUM LUX	12 055	32 690	20 134	KAZAKHSTAN	2 073	14 148	8 598
NETHERLANDS	36 276	105 097	64 715	TURKMENISTAN	22	94	60
ITALY	187 482	448 974	278 232	UZBEKISTAN	1 540	10 027	6 385
UNTD KINGDOM	21 202	94 686	58 340	KYRGHZYSTAN	11	49	30
IRELAND	3 996	7 017	4 399	SLOVENIA	7 070	31 400	19 428
DENMARK	29 607	61 101	37 514	CROATIA	9 327	42 010	25 725
GREECE	367	1 796	1 117	BOS HERZEGOV	29	431	277
PORTUGAL	1 043	3 015	1 855	MACEDONIA	2 521	8 034	4 971
SPAIN	7 568	19 126	11 890	MOROCCO	1 540	20 198	12 380
EU	360 573	898 744	556 213	ALGERIA	880	8 934	5 626
CANARY IS	13	53	32	TUNISIA	1 223	8 146	5 072
ICELAND	42	906	566	LIBYA	1 749	7 037	4 366
NORWAY	3 472	5 646	3 468	EGYPT	8 755	40 190	24 796
SWEDEN	25 582	99 533	61 792	SUDAN	176	912	553
FINLAND	10 296	17 951	11 021	MALI	6	92	55
SWITZERLAND	73 538	403 536	249 231	BURKINA FASO	8	114	69
AUSTRIA	51 780	105 804	65 326	NIGER	3	97	61
MALTA	174	1 289	790	CHAD	4	118	73
SAN MARINO	184	329	200	CAPE VERDE	55	241	151
TURKEY	798	1 295	815	SENEGAL	64	756	461
LATVIA	92	113	68	GUINEA	61	494	303
LITHUANIA	158	106	65	SIERRA LEONE	20	158	100
POLAND	11 200	6 958	4 298	LIBERIA	21	285	168
CZECH REPUBL	41 699	29 364	18 264	IVORY COAST	326	1 840	1 144
SLOVAKIA	4 101	2 461	1 506	GHANA	647	3 814	2 377
HUNGARY	10 790	12 313	7 942	TOGO	14	95	58
ROMANIA	547	669	413	BENIN	2 198	6 718	4 140
BULGARIA	1 285	1 270	795	NIGERIA	1 478	17 305	10 540
UKRAINE	405	1 178	744	CAMEROON	684	1 562	978
BELARUS	119	50	32	CENT AFR REP	7	157	96
MOLDOVA	18	79	52	GABON	248	1 478	926
RUSSIA	437	1 474	903	CONGO	39	343	214
SLOVENIA	3 990	6 573	4 125	ZAIRE	172	2 722	1 695
CROATIA	2 548	1 961	1 227	RWANDA	12	71	41
BOS HERZEGOV	110	81	51	BURUNDI	12	87	52
TANZANIA	1	155	91	ANGOLA	11	171	101
SOUTH AFRICA	731	1 341	845	ETHIOPIA	539	3 903	2 374
USA	47 643	244 108	151 176	KENYA	1 420	7 435	4 667
CANADA	1 158	5 548	3 462	UGANDA	95	1 263	803
MEXICO	348	828	503	TANZANIA	76	778	479
COSTA RICA		333	212	SEYCHELLES	36	335	211
COLOMBIA	41	203	125	MOZAMBIQUE	26	77	49
VENEZUELA	8	72	42	MADAGASCAR	60	567	357
BRAZIL	5 179	20 509	12 665	REUNION	123	835	522
ARGENTINA	203	676	410	MAURITIUS	140	1 204	769
CYPRUS	122	229	137	ZAMBIA	222	1 393	820
ISRAEL	860	1 829	1 118	ZIMBABWE	2 762	12 387	7 893
SAUDI ARABIA	16	84	49	MALAWI	129	1 626	1 018
ARAB EMIRAT	13	62	36	SOUTH AFRICA	16 002	70 386	43 755
INDIA	448	497	313	NAMIBIA	171	1 433	840
SRI LANKA	97	2 077	1 278	BOTSWANA	823	629	399
THAILAND	157	380	234	SWAZILAND	120	435	257
INDONESIA	113	224	144	LESOTHO	102	108	70
MALAYSIA	494	5 369	3 311	USA	141 253	814 301	503 941
SINGAPORE	78	525	330	CANADA	16 301	82 433	51 103
PHILIPPINES	144	963	603	MEXICO	22 456	132 455	81 572
CHINA	15 643	24 232	14 953	GUATEMALA	1 544	8 758	5 465
SOUTH KOREA	308	1 304	817	BELIZE	9	71	43
JAPAN	13 258	109 472	67 281	HONDURAS	1 798	12 238	7 745
TAIWAN	15 484	33 544	20 680	EL SALVADOR	74	699	438
HONG KONG	1 841	7 361	4 522	NICARAGUA	63	576	371
AUSTRALIA	183	1 268	784	COSTA RICA	355	3 141	1 933
NEW ZEALAND	66	541	328	PANAMA	4 640	12 560	7 907
EXPORTS	1 713 022	7 816 808	4 835 054	CUBA	109	1 193	741
FRANCE	176 778	711 589	438 567	DOMINIC REP	108	1 491	909
BELGIUM LUX	69 646	292 981	180 958	GUADELOUPE	87	423	258
NETHERLANDS	98 848	409 790	253 037	ANTIGUA	10	105	63
ITALY	54 501	273 449	168 900	DOMINICA	12	82	49
UNTD KINGDOM	101 944	501 190	309 737	MARTINIQUE	88	370	228
IRELAND	4 627	35 378	22 038	JAMAICA	316	2 474	1 545
DENMARK	21 499	104 281	64 166	ST LUCIA	4	88	53
GREECE	7 920	44 065	27 377	BARBADOS	5	96	59
PORTUGAL	7 323	40 312	24 942	TRINIDAD TOB	51	740	458
SPAIN	29 609	163 955	101 629	NETH ANTILL	1 801	3 978	2 530
EU	572 695	2 577 000	1 591 351	COLOMBIA	5 660	38 118	23 361
CANARY IS	919	4 118	2 527	VENEZUELA	1 763	19 177	11 847
ICELAND	691	2 494	1 571	GUYANA	117	655	410
NORWAY	22 077	62 218	38 196	SURINAME	47	228	139
SWEDEN	36 176	140 267	86 535	FRENCH GUIAN	97	566	353
FINLAND	21 554	84 666	52 785	ECUADOR	2 563	14 144	8 896
SWITZERLAND	74 339	322 275	198 941	PERU	9 264	23 697	15 078
AUSTRIA	121 058	416 732	257 528	BRAZIL	33 645	112 109	70 286
FAERDE IS	11	69	45	CHILE	2 992	17 306	10 768
GIBRALTAR	5	88	58	BOLIVIA	351	2 468	1 541
MALTA	384	2 586	1 610	PARAGUAY	3 031	9 111	5 852
TURKEY	30 037	128 324	79 585	URUGUAY	1 909	5 957	3 638
ESTONIA	322	2 419	1 511	ARGENTINA	11 831	118 149	73 118
LATVIA	770	3 732	2 325	CYPRUS	1 197	4 882	2 970
LITHUANIA	919	3 958	2 446	LEBANON	1 282	5 450	3 369
POLAND	41 818	159 193	98 805	SYRIA	4 828	12 146	7 307
CZECH REPUBL	39 232	159 788	98 685	IRAQ	14	279	178
SLOVAKIA	5 755	26 170	16 287	IRAN	12 450	22 439	13 976
HUNGARY	25 385	94 432	58 058	ISRAEL	6 996	52 025	32 420
ROMANIA	10 546	35 314	21 727	JORDAN	5 294	14 004	8 574
BULGARIA	2 934	13 849	8 607	SAUDI ARABIA	13 956	62 703	37 874
ALBANIA	22	199	125	KUWAIT	5 208	16 650	10 164
UKRAINE	8 620	32 481	19 905	BAHRAIN	312	1 700	1 049
BELARUS	1 842	11 708	7 230	QATAR	356	3 147	1 992
MOLDOVA	949	3 525	2 243	ARAB EMIRAT	6 868	19 256	11 875
				OMAN	1 921	5 469	3 423
				YEMEN	774	6 412	3 878
				PAKISTAN	2 914	9 168	5 666
				INDIA	21 785	54 312	34 012
				BANGLADESH	611	2 813	1 733

6 IMPORTS AND EXPORTS (SPECIAL TRADE) BY GROUPS OF THE SITC-REV. III AND BY COUNTRIES OF PRODUCTION AND CONSUMPTION 1994

GROUP COUNTRY	DT = 100 KG	1 000 DM	1 000 \$	GROUP COUNTRY	DT = 100 KG	1 000 DM	1 000 \$
SRI LANKA	624	2 735	1 688	ESTONIA	16	75	46
NEPAL	15	198	121	LATVIA	36	219	129
BHUTAN	10	215	127	LITHUANIA	57	225	139
MYANMAR	14	182	116	POLAND	6 648	19 855	12 341
THAILAND	25 455	97 599	60 230	CZECH REPUBL	9 165	32 574	20 230
LAOS	1 706	3 691	2 359	SLOVAKIA	3 856	11 279	7 103
VIETNAM	1 286	9 177	5 737	HUNGARY	7 694	21 993	13 580
INDONESIA	14 244	71 200	44 441	ROMANIA	1 068	3 555	2 194
MALAYSIA	10 026	59 729	37 030	BULGARIA	1 816	5 668	3 511
BRUNEI	60	871	521	ALBANIA	1 133	1 139	85
SINGAPORE	7 439	35 109	21 669	UKRAINE	1 266	3 943	2 401
PHILIPPINES	10 473	47 758	30 358	BELARUS	74	481	298
MONGOLIA	39	82	50	RUSSIA	1 813	8 577	5 294
CHINA	52 106	360 180	222 728	KAZAKHSTAN	150	856	517
NORTH KOREA	360	145	89	UZBEKISTAN	59	205	121
SOUTH KOREA	29 625	173 309	107 655	SLOVENIA	2 340	9 638	5 977
JAPAN	28 423	207 694	127 925	CROATIA	1 802	5 589	3 465
TAIWAN	28 802	87 510	54 088	MACEDONIA	806	1 844	1 136
HONG KONG	6 464	78 629	48 833	MOROCCO	576	2 172	1 330
MACAO	10	80	52	ALGERIA	1 429	4 549	2 723
AUSTRALIA	22 390	108 562	67 795	TUNISIA	418	1 358	836
PAPUA NEW G	275	1 791	1 096	LIBYA	189	1 320	820
NEW ZEALAND	2 272	14 259	8 842	EGYPT	2 242	5 424	3 348
NEW CALEDON	90	381	238	SUDAN	47	173	102
FIJI	19	120	70	MAURITANIA	14	69	40
TONGA	23	117	72	IVORY COAST	13	95	55
WEST SAMOA	36	179	112	GHANA	109	288	170
FR POLYNESIA	72	379	233	NIGERIA	345	1 476	902
UNID COUNTR	280	1 634	991	CAMEROON	84	121	73
				GABON	181	179	111
746 BALL OR ROLLER BEARINGS				CONGO	8	59	35
IMPORTS	835 048	1 585 552	980 841	ZAIRE	87	292	178
FRANCE	111 450	228 947	141 019	ANGOLA	9	48	30
BELGIUM LUX	2 222	5 029	3 150	ETHIOPIA	29	313	194
NETHERLANDS	52 867	73 702	45 930	KENYA	114	611	383
ITALY	131 510	244 594	150 584	UGANDA	13	78	46
UNTD KINGDOM	61 332	175 280	108 301	TANZANIA	30	205	123
IRELAND	867	1 431	861	MADAGASCAR	11	86	48
DENMARK	467	786	472	ZAMBIA	14	81	50
GREECE	14	54	33	ZIMBABWE	60	344	210
PORTUGAL	3 977	17 253	10 970	SOUTH AFRICA	12 089	32 328	20 158
SPAIN	19 654	31 840	19 602	USA	82 152	233 503	144 218
EU	384 360	778 916	480 922	CANADA	11 562	31 305	19 439
NORWAY	3 795	2 135	1 320	MEXICO	3 250	9 079	5 603
SWEDEN	32 439	66 408	41 140	GUATEMALA	8	57	30
FINLAND	359	721	445	EL SALVADOR	11	60	35
SWITZERLAND	16 432	48 977	30 141	COSTA RICA	22	134	80
AUSTRIA	105 660	164 073	101 689	PANAMA	6	67	36
TURKEY	1 546	2 735	1 712	TURKS CAICOS	18	59	34
ESTONIA	199	195	81	MARTINIQUE	5	69	38
LITHUANIA	73	285	182	TRINIDAD TOB	34	107	63
POLAND	25 453	18 171	11 320	COLOMBIA	752	2 274	1 413
CZECH REPUBL	6 004	12 347	7 661	VENEZUELA	1 469	3 420	2 094
SLOVAKIA	10 134	12 321	7 636	ECUADOR	72	617	387
HUNGARY	24 904	17 082	10 594	PERU	186	731	452
ROMANIA	19 132	17 961	11 090	BRAZIL	21 177	62 722	39 127
BULGARIA	670	664	407	CHILE	1 330	2 610	1 608
UKRAINE	3 564	2 100	1 272	PARAGUAY	29	68	40
BELARUS	1 535	1 076	680	URUGUAY	46	164	102
RUSSIA	21 245	12 527	7 777	ARGENTINA	5 750	12 808	7 902
SLOVENIA	2 123	764	470	CYPRUS	21	119	73
CROATIA	33	87	54	LEBANON	896	1 557	970
SOUTH AFRICA	428	1 363	870	SYRIA	2 121	2 489	1 546
USA	21 230	74 230	45 917	IRAN	2 368	3 539	2 204
CANADA	6 537	14 440	8 957	ISRAEL	1 970	7 304	4 521
MEXICO	86	187	116	JORDAN	1 475	628	396
BRAZIL	3 802	10 039	6 218	SAUDI ARABIA	1 402	5 163	3 186
CHILE	3	57	37	KUWAIT	360	1 035	636
IRAN	93	150	99	BAHRAIN	11	82	49
ISRAEL	53	102	62	QATAR	38	241	148
INDIA	2 949	1 482	8 931	ARAB EMIRAT	8 678	10 267	6 357
THAILAND	902	14 458	8 921	OMAN	47	495	299
MALAYSIA	2 010	4 400	2 755	YEMEN	129	555	338
SINGAPORE	1 224	6 656	4 078	PAKISTAN	1 426	2 711	1 686
CHINA	20 192	21 533	13 425	INDIA	11 388	32 007	19 973
SOUTH KOREA	3 098	6 588	4 065	BANGLADESH	11	87	53
JAPAN	95 304	246 013	152 692	SRI LANKA	20	138	88
TAIWAN	15 899	20 905	12 965	MYANMAR	10	57	34
HONG KONG	98	260	158	THAILAND	1 334	2 240	1 392
AUSTRALIA	1 461	3 062	1 896	INDONESIA	336	1 028	642
EXPORTS	1 076 548	2 563 189	1 585 931	MALAYSIA	15 472	4 633	2 894
FRANCE	179 404	335 311	207 089	SINGAPORE	36 072	93 578	58 112
BELGIUM LUX	35 499	100 762	62 420	PHILIPPINES	102	542	329
NETHERLANDS	26 258	70 719	43 534	CHINA	7 513	16 734	10 441
ITALY	137 439	333 038	205 437	NORTH KOREA	10	62	35
UNTD KINGDOM	56 406	174 265	107 590	SOUTH KOREA	25 096	62 795	38 817
IRELAND	523	1 196	739	JAPAN	9 415	26 423	16 442
DENMARK	10 099	32 206	19 766	TAIWAN	4 444	14 447	8 960
GREECE	4 851	14 700	9 120	HONG KONG	810	5 800	3 589
PORTUGAL	5 375	16 400	10 055	AUSTRALIA	8 716	24 267	14 995
SPAIN	42 521	115 932	71 803	NEW ZEALAND	126	291	177
EU	498 435	1 194 529	737 553	UNID COUNTR	219	684	418
CANARY IS	30	192	116	747 TAPS,COCKS,VALVES,ETC.			
CEUTA MEL	62	227	140	IMPORTS	994 163	2 637 520	1 633 165
ICELAND	68	354	220	FRANCE	115 180	297 078	183 729
NORWAY	3 315	11 257	6 946	BELGIUM LUX	48 613	193 016	119 661
SWEDEN	84 440	175 165	109 023	NETHERLANDS	39 733	99 335	61 294
FINLAND	9 490	24 556	15 117	ITALY	313 851	574 036	355 158
SWITZERLAND	22 558	97 837	60 594	UNTD KINGDOM	41 901	124 485	77 250
AUSTRIA	121 907	171 050	105 983	IRELAND	437	3 876	2 418
MALTA	73	134	86	DENMARK	56 301	192 957	120 865
TURKEY	9 252	26 986	16 739	GREECE	833	1 502	934
				PORTUGAL	1 724	3 895	2 400

6 IMPORTS AND EXPORTS (SPECIAL TRADE) BY GROUPS OF THE SITC-REV. III AND BY COUNTRIES OF PRODUCTION AND CONSUMPTION 1994

GROUP COUNTRY	DT = 100 KG	1 000 DM	1 000 \$	GROUP COUNTRY	DT = 100 KG	1 000 DM	1 000 \$
SPAIN	30 911	38 059	23 538	ZAIRE	46	184	111
EU	849 484	1 528 239	947 347	BURUNDI	17	55	31
NORWAY	2 319	3 894	2 411	ETHIOPIA	213	701	445
SWEDEN	13 422	59 380	36 675	KENYA	210	726	439
FINLAND	15 688	47 104	29 221	UGANDA	56	286	180
SWITZERLAND	55 239	310 829	192 290	TANZANIA	96	354	225
AUSTRIA	51 524	149 604	92 593	REUNION	60	363	211
MALTA	51	284	174	MAURITIUS	97	314	204
TURKEY	4 619	8 908	5 480	ZAMBIA	9	133	82
POLAND	23 472	19 621	12 186	ZIMBABWE	29	324	202
CZECH REPubL	36 849	27 992	17 377	MALAWI	34	84	55
SLOVAKIA	1 161	1 219	761	SOUTH AFRICA	6 401	43 988	27 253
HUNGARY	12 274	26 852	16 597	NAMIBIA	280	762	466
ROMANIA	4 678	1 232	751	BOTSWANA	37	204	120
BULGARIA	2 023	3 779	2 336	USA	67 431	370 846	229 859
UKRAINE	295	426	270	CANADA	6 349	31 028	19 161
BELARUS	352	123	80	GREENLAND	40	127	81
RUSSIA	2 286	1 505	913	MEXICO	4 560	26 401	16 463
SLOVENIA	19 189	26 437	16 414	GUATEMALA	245	804	489
CROATIA	3 290	2 408	1 495	HONDURAS	40	271	170
MACEDONIA	1 882	2 058	1 284	EL SALVADOR	10	137	82
TUNISIA	17	97	58	COSTA RICA	42	288	169
EGYPT	107	680	420	PANAMA	117	441	275
SOUTH AFRICA	38 737	267 977	165 238	CUBA	23	153	95
USA	4 076	10 980	6 823	DOMINIC REP	4	91	54
CANADA	8	125	80	GUADELOUPE	15	116	64
MEXICO	120	821	524	MARTINIQUE	14	128	72
VENEZUELA	7 897	9 835	6 087	JAMAICA	85	216	134
ARGENTINA	29	128	79	ST LUCIA	54	131	80
CYPRUS	362	317	189	BARBADOS	34	96	60
SYRIA	965	483	311	TRINIDAD TOB	93	717	434
ISRAEL	6	2 912	1 818	GRENADA	28	62	38
SAUDI ARABIA	60	583	35	ARUBA	107	101	61
ARAB EMIRAT	2 675	3 711	2 299	NETH ANTILL	46	223	134
INDIA	5 010	6 358	3 935	COLOMBIA	682	5 328	3 259
THAILAND	16	51	33	VENEZUELA	1 682	10 132	6 249
INDONESIA	22	78	46	ECUADOR	144	696	422
MALAYSIA	352	807	491	PERU	476	1 717	1 073
SINGAPORE	194	5 571	3 408	BRAZIL	4 034	33 114	20 603
PHILIPPINES	13 312	6 669	4 101	CHILE	2 558	7 536	4 676
CHINA	889	1 863	1 151	BOLIVIA	45	332	194
SOUTH KOREA	10 275	74 457	46 021	PARAGUAY	67	581	362
JAPAN	8 644	19 044	11 747	URUGUAY	88	496	303
TAIWAN	140	915	577	ARGENTINA	2 410	17 445	10 933
HONG KONG	54	505	306	CYPRUS	1 022	4 213	2 612
AUSTRALIA	24	120	74	LEBANON	4 177	14 241	8 886
NEW ZEALAND	1 220 265	4 912 162	3 038 444	SYRIA	6 513	14 964	9 385
FRANCE	146 470	569 149	351 223	IRAN	12 988	29 292	17 987
BELGIUM LUX	76 608	299 104	184 369	ISRAEL	7 567	23 473	14 495
NETHERLANDS	112 417	409 226	252 832	JORDAN	2 808	6 120	3 794
ITALY	113 043	407 055	250 709	SAUDI ARABIA	35 425	100 851	62 106
UNITD KINGDOM	66 333	278 911	172 422	KUWAIT	4 131	14 517	9 016
IRELAND	1 254	8 175	5 048	BAHRAIN	991	2 738	1 686
DENMARK	33 650	109 542	67 584	QATAR	512	1 782	1 097
GREECE	7 527	31 915	19 698	ARAB EMIRAT	18 390	68 080	42 072
PORTUGAL	4 530	17 121	10 613	OMAN	1 691	7 212	4 479
SPAIN	25 419	121 317	75 019	YEMEN	167	507	320
EU	587 251	2 251 515	1 389 517	PAKISTAN	1 301	4 464	2 824
CANARY IS	341	1 426	858	INDIA	2 585	19 396	12 080
ICELAND	498	1 704	1 053	BANGLADESH	28	255	154
NORWAY	11 546	47 445	29 168	MALDIVES	25	122	75
SWEDEN	26 965	142 389	88 115	SRI LANKA	275	2 165	1 359
FINLAND	14 912	65 607	40 697	NEPAL	22	100	62
SWITZERLAND	71 669	270 645	167 707	MYANMAR	7	206	125
AUSTRIA	102 905	399 816	247 653	THAILAND	7 736	25 811	16 015
ANDORRA	15	138	84	VIETNAM	92	589	360
MALTA	1 520	5 623	3 446	INDONESIA	2 647	12 129	7 498
TURKEY	6 598	30 209	18 400	MALAYSIA	3 415	15 450	9 691
ESTONIA	309	835	534	BRUNEI	64	233	143
LATVIA	1 521	2 417	1 534	SINGAPORE	7 276	33 439	20 693
LITHUANIA	521	1 334	820	PHILIPPINES	1 314	7 731	4 845
POLAND	29 700	91 698	57 316	CHINA	5 927	32 872	20 482
CZECH REPubL	23 318	78 050	48 291	NORTH KOREA	120	331	204
SLOVAKIA	4 408	16 392	10 272	SOUTH KOREA	14 866	84 503	52 819
HUNGARY	8 723	33 175	20 638	JAPAN	8 659	60 590	37 623
ROMANIA	1 320	7 434	4 621	TAIWAN	9 773	42 168	26 113
BULGARIA	1 599	6 338	3 912	HONG KONG	9 680	43 951	27 348
ALBANIA	457	881	559	MACAO		85	50
UKRAINE	923	5 590	3 505	AUSTRALIA	7 279	54 221	33 666
BELARUS	597	1 670	1 055	NEW ZEALAND	1 498	7 493	4 619
MOLDOVA	10	58	38	NEW CALEDON	32	263	158
RUSSIA	15 343	55 148	33 893	FR POLYNESIA	24	98	56
AZERBAIJAN	343	1 103	656	UNID COUNTR	386	1 708	1 036
KAZAKHSTAN	749	3 998	2 453				
TURKMENISTAN	157	342	221	748 TRANSMISSIONS SHAFTS ETC			
UZBEKISTAN	1 551	5 841	3 661	IMPORTS	1 327 334	1 507 278	933 596
SLOVENIA	4 411	18 153	11 240	FRANCE	122 626	153 242	94 720
CROATIA	2 085	8 665	5 400	BELGIUM LUX	37 483	55 586	34 445
MACEDONIA	304	1 199	748	NETHERLANDS	48 694	38 048	23 483
MOROCCO	397	1 901	1 171	ITALY	235 151	227 507	140 828
ALGERIA	1 828	7 690	4 662	UNITD KINGDOM	112 494	101 144	62 762
TUNISIA	441	2 400	1 505	IRELAND	227	816	496
LIBYA	8 081	20 844	12 945	DENMARK	23 819	47 912	30 274
EGYPT	4 835	18 536	11 449	GREECE	95	167	108
SUDAN	86	222	141	PORTUGAL	2 686	2 461	1 525
CAPE VERDE	78	232	141	SPAIN	70 798	44 974	27 741
SENEGAL	81	102	64	EU	654 073	671 857	416 382
IVORY COAST	18	159	100	ICELAND	12	55	31
GHANA	83	451	275	NORWAY	4 941	9 762	6 097
NIGERIA	803	4 203	2 549	SWEDEN	46 142	40 397	24 845
CAMEROON	19	113	68	FINLAND	6 881	12 164	7 540
GABON	170	996	641	SWITZERLAND	69 300	155 712	96 241
				AUSTRIA	92 325	138 614	85 666
				MALTA	36	87	54

6 IMPORTS AND EXPORTS (SPECIAL TRADE) BY GROUPS OF THE SITC-REV. III AND BY COUNTRIES OF PRODUCTION AND CONSUMPTION 1994

GROUP COUNTRY	DT = 100 KG	1 000 DM	1 000 \$	GROUP COUNTRY	DT = 100 KG	1 000 DM	1 000 \$
TURKEY	18 066	6 468	4 011	ZAIRE	58	232	142
ESTONIA	9 220	116	74	BURUNDI	8	59	35
LATVIA	9 478	2 340	1 469	ETHIOPIA	162	578	359
LITHUANIA	1 025	212	129	ERITREA	3	48	30
POLAND	39 130	15 320	9 511	KENYA	441	1 656	1 036
CZECH REPUB	80 747	46 325	28 872	UGANDA	56	447	274
SLOVAKIA	15 747	4 116	2 547	TANZANIA	339	1 012	612
HUNGARY	11 517	8 847	5 488	MADAGASCAR	102	760	474
ROMANIA	7 145	5 673	3 541	REUNION	5	72	42
BULGARIA	889	314	200	MAURITIUS	51	229	137
UKRAINE	1 582	137	88	ZAMBIA	107	412	248
RUSSIA	12 819	2 725	1 691	ZIMBABWE	183	937	578
SLOVENIA	14 964	9 087	5 648	MALAWI	58	214	140
CROATIA	3 940	1 331	815	SOUTH AFRICA	29 803	74 007	45 858
MOROCCO	3	46	30	NAMIBIA	14	72	45
LIBYA	34	75	49	LESOTHO	18	52	33
EGYPT	128	120	71	USA	489 558	616 941	361 795
KENYA	189	52	30	CANADA	27 842	57 104	35 306
ZIMBABWE	23	138	81	MEXICO	38 259	37 850	23 361
SOUTH AFRICA	6 651	5 020	3 102	GUATEMALA	119	527	322
USA	50 718	109 244	67 475	HONDURAS	85	701	451
CANADA	3 377	6 226	3 859	EL SALVADOR	144	475	294
MEXICO	507	1 445	913	NICARAGUA	37	176	110
VENEZUELA	104	59	34	COSTA RICA	131	553	337
BRAZIL	25 881	21 549	13 373	PANAMA	78	333	201
ARGENTINA	125	230	147	CUBA	294	365	232
IRAN	297	560	331	DOMINIC REP	36	171	107
ISRAEL	816	1 092	682	GUADELOUPE	3	73	42
SAUDI ARABIA	73	445	274	MARTINIQUE	16	113	63
ARAB EMIRAT	51	180	110	JAMAICA	37	291	178
YEMEN	48	50	30	TRINIDAD TOB	500	1 310	801
INDIA	11 218	4 920	3 067	NETH ANTILL	42	254	155
THAILAND	1 609	891	559	COLOMBIA	1 275	4 588	2 859
INDONESIA	214	354	218	VENEZUELA	2 863	12 887	7 865
MALAYSIA	110	187	121	SURINAME	9	125	76
SINGAPORE	1 726	5 508	3 449	FRENCH GUIAN	28	115	72
CHINA	42 892	17 327	10 754	ECUADOR	385	2 584	1 588
SOUTH KOREA	7 075	6 741	4 246	PERU	1 049	3 551	2 207
JAPAN	63 359	180 422	111 823	BRAZIL	17 013	53 375	33 213
TAIWAN	7 207	7 821	4 789	CHILE	3 574	11 767	7 379
HONG KONG	455	938	585	BOLIVIA	320	662	415
AUSTRALIA	11 234	3 328	2 054	PARAGUAY	39	293	181
NEW ZEALAND	64	98	57	URUGUAY	762	2 284	1 423
EXPORTS	3 044 757	4 467 541	2 764 454	ARGENTINA	3 501	11 363	7 023
FRANCE	390 494	507 511	313 289	CYPRUS	422	1 427	868
BELGIUM LUX	255 621	168 235	104 002	LEBANON	1 044	4 212	2 548
NETHERLANDS	127 218	258 114	159 573	SYRIA	5 596	10 190	6 255
ITALY	109 453	257 082	158 530	IRAQ	57	189	124
UNTD KINGDOM	279 024	310 187	191 894	IRAN	7 027	18 427	11 267
IRELAND	4 172	10 464	6 444	ISRAEL	3 985	14 324	8 826
DENMARK	76 269	132 630	82 242	JORDAN	1 823	6 141	3 798
GREECE	5 559	16 450	10 196	SAUDI ARABIA	6 276	21 395	13 256
PORTUGAL	4 901	22 534	13 854	KUWAIT	623	3 700	2 260
SPAIN	155 424	143 921	88 899	BAHRAIN	361	866	530
EU	1 408 135	1 827 128	1 128 923	QATAR	96	1 663	991
CANARY IS	100	647	401	ARAB EMIRAT	3 084	16 275	10 055
CEUTA MEL	284	1 092	677	OMAN	203	1 615	1 012
ICELAND	147	483	293	YEMEN	11	210	126
NORWAY	22 654	61 324	37 981	PAKISTAN	4 865	8 771	5 483
SWEDEN	196 641	212 550	131 804	INDIA	18 581	41 492	25 812
FINLAND	44 947	81 975	50 956	BANGLADESH	72	430	266
SWITZERLAND	88 012	188 158	116 530	SRI LANKA	98	491	305
AUSTRIA	296 791	332 222	205 128	NEPAL	73	318	198
MALTA	46	263	156	MYANMAR	36	438	268
TURKEY	8 783	23 853	14 783	THAILAND	5 089	16 413	10 213
ESTONIA	1 345	6 630	4 132	VIETNAM	1 114	1 791	1 130
LATVIA	74	310	191	INDONESIA	4 052	13 747	8 551
LITHUANIA	552	1 353	815	MALAYSIA	3 955	15 299	9 471
POLAND	17 374	43 125	26 766	BRUNEI	35	504	307
CZECH REPUB	51 173	43 498	27 137	SINGAPORE	21 283	65 298	40 542
SLOVAKIA	7 282	4 245	2 660	PHILIPPINES	1 316	4 137	2 597
HUNGARY	23 983	35 406	22 074	CHINA	16 854	41 692	25 840
ROMANIA	1 832	6 693	4 064	NORTH KOREA	15	76	48
BULGARIA	1 233	3 082	1 891	SOUTH KOREA	57 403	118 030	73 339
ALBANIA	17	281	170	JAPAN	17 958	49 982	31 123
UKRAINE	2 115	5 295	3 239	TAIWAN	10 067	29 911	18 492
BELARUS	126	445	276	HONG KONG	3 847	17 571	10 982
RUSSIA	6 797	24 336	15 091	AUSTRALIA	19 795	49 538	30 833
AZERBAIJAN	115	175	112	PAPUA NEW G	13	143	87
KAZAKHSTAN	203	619	381	NEW ZEALAND	2 147	4 292	2 660
TURKMENISTAN	411	1 646	1 021	UNID COUNTR	564	1 168	708
UZBEKISTAN	291	758	471	749 NON-ELECT MACH.PARTS,ETC			
KYRGHYZSTAN	49	141	86	IMPORTS	460 456	1 253 392	776 186
SLOVENIA	8 890	12 891	7 957	FRANCE	94 993	189 452	117 411
CROATIA	912	3 723	2 320	BELGIUM LUX	21 803	62 750	39 239
MACEDONIA	513	1 769	1 106	NETHERLANDS	26 127	78 290	48 469
MOROCCO	861	3 599	2 182	ITALY	42 066	124 499	76 487
ALGERIA	3 814	15 201	9 401	UNTD KINGDOM	16 956	57 972	36 047
TUNISIA	838	3 709	2 289	IRELAND	2 981	9 288	5 837
LIBYA	1 019	5 586	3 476	DENMARK	6 751	45 841	28 236
EGYPT	4 504	19 557	12 081	GREECE	1 247	17 004	10 911
SUDAN	68	425	268	PORTUGAL	10 491	18 945	11 867
MAURITANIA	90	552	354	SPAIN	18 784	52 271	32 149
CHAD	40	108	70	EU	241 999	656 312	406 653
SENEGAL	30	127	75	NORWAY	10 547	24 959	15 985
GUINEA	56	327	190	SWEDEN	9 171	20 612	12 718
SIERRA LEONE	19	101	61	FINLAND	2 830	6 096	3 769
IVORY COAST	178	592	368	SWITZERLAND	51 447	144 263	89 234
GHANA	384	1 324	813	AUSTRIA	45 567	155 173	95 716
TOGO	60	239	156	MALTA	23	727	449
NIGERIA	1 472	5 013	3 098	TURKEY	910	2 530	1 541
CAMEROON	21	172	104	LATVIA	175	64	40
GABON	40	297	179	LITHUANIA	37	136	89
CONGO	23	82	48				

6 IMPORTS AND EXPORTS (SPECIAL TRADE) BY GROUPS OF THE SITC-REV. III AND BY COUNTRIES OF PRODUCTION AND CONSUMPTION 1994

GROUP COUNTRY	DT = 100 KG	1 000 DM	1 000 \$	GROUP COUNTRY	DT = 100 KG	1 000 DM	1 000 \$
POLAND	19 093	13 226	8 211	ZAIRE	35	131	83
CZECH REPUB	18 349	24 781	15 383	RWANDA	18	59	33
SLOVAKIA	4 899	3 364	2 123	BURUNDI	14	65	39
HUNGARY	22 351	33 494	20 808	ANGOLA	11	58	36
ROMANIA	1 037	438	267	ETHIOPIA	404	1 277	774
BULGARIA	370	270	170	KENYA	1 206	2 194	1 366
BELARUS	14	70	43	UGANDA	48	459	276
RUSSIA	2 100	1 153	694	TANZANIA	126	504	306
SLOVENIA	1 669	2 828	1 758	MOZAMBIQUE	17	75	42
CROATIA	552	515	314	MADAGASCAR	26	185	115
ALGERIA	8	471	310	REUNION	25	174	107
TUNISIA	22	54	34	MAURITIUS	320	881	545
EGYPT	530	446	271	ZAMBIA	66	253	155
MAURITIUS	1	71	46	ZIMBABWE	142	673	410
SOUTH AFRICA	293	1 448	869	MALAWI	27	90	53
USA	8 577	68 371	42 247	SOUTH AFRICA	4 853	28 154	17 439
CANADA	2 048	26 501	16 341	NAMIBIA	33	183	113
MEXICO	222	1 451	878	USA	63 935	196 528	120 991
COLOMBIA	7	135	78	CANADA	7 749	31 994	19 867
PERU	48	55	34	MEXICO	4 485	35 020	21 821
BRAZIL	623	2 230	1 412	GUATEMALA	94	482	303
ARGENTINA	84	123	77	HONDURAS	31	163	99
ISRAEL	409	2 026	1 234	EL SALVADOR	35	195	119
INDIA	534	1 092	681	COSTA RICA	93	507	313
SRI LANKA	7	139	89	PANAMA	30	169	106
THAILAND	243	704	444	CUBA	40	267	165
INDONESIA	181	387	243	BAHAMAS	23	63	38
MALAYSIA	158	219	134	DOMINIC REP	49	186	111
SINGAPORE	513	2 542	1 595	GUADELOUPE	22	206	124
CHINA	3 410	1 185	747	MARTINIQUE	21	193	113
SOUTH KOREA	977	1 399	842	JAMAICA	27	100	62
JAPAN	4 650	40 602	24 946	ST LUCIA	15	66	42
TAIWAN	3 213	8 430	5 182	BARBADOS	16	55	32
HONG KONG	98	1 021	655	TRINIDAD TOB	146	673	414
AUSTRALIA	66	482	307	ARUBA	13	46	30
NEW ZEALAND	43	535	328	NETH ANTILL	32	214	128
EXPORTS	981 230	3 107 942	1 916 855	COLOMBIA	819	5 677	3 422
FRANCE	158 246	325 207	200 869	VENEZUELA	4 026	8 426	5 145
BELGIUM LUX	60 484	129 480	80 279	GUYANA	18	77	47
NETHERLANDS	48 206	145 979	90 227	FRENCH GUIAN	9	52	31
ITALY	36 277	197 167	121 236	ECUADOR	271	1 843	1 141
UNTD KINGDOM	56 929	196 374	121 174	PERU	1 049	3 213	1 976
IRELAND	2 775	20 220	12 401	BRAZIL	7 924	42 313	26 309
DENMARK	30 192	65 477	40 471	CHILE	987	7 024	4 353
GREECE	805	7 566	4 684	BOLIVIA	1 018	734	435
PORTUGAL	4 319	24 445	15 232	PARAGUAY	47	254	159
SPAIN	19 405	112 740	69 467	URUGUAY	95	474	293
EU	417 638	1 224 655	756 040	ARGENTINA	1 828	15 959	9 871
CANARY IS	109	603	373	CYPRUS	339	1 497	924
CEUTA MEL	81	579	354	LEBANON	543	3 046	1 876
ICELAND	306	1 185	727	SYRIA	1 381	5 393	3 292
NORWAY	11 421	35 127	21 610	IRAN	2 199	13 353	8 354
SWEDEN	48 234	129 295	79 880	ISRAEL	7 805	35 658	21 909
FINLAND	15 301	36 956	22 806	JORDAN	762	3 389	2 090
SWITZERLAND	82 497	266 711	164 533	SAUDI ARABIA	10 001	26 963	16 455
AUSTRIA	102 392	320 317	196 434	KUWAIT	677	3 463	2 111
FAEROE IS	23	168	104	BAHRAIN	483	1 614	936
GIBRALTAR	7	58	37	QATAR	107	609	374
MALTA	572	7 706	4 742	ARAB EMIRAT	3 411	11 061	6 848
TURKEY	5 614	22 797	14 010	OMAN	440	1 452	900
ESTONIA	237	924	574	YEMEN	44	238	139
LATVIA	389	1 610	979	PAKISTAN	1 928	3 755	2 365
LITHUANIA	861	3 093	1 913	INDIA	10 102	20 354	12 600
POLAND	22 463	60 513	37 252	BANGLADESH	50	549	346
CZECH REPUB	27 522	88 581	54 729	SRI LANKA	512	1 115	681
SLOVAKIA	3 032	9 287	5 723	MYANMAR	15	108	67
HUNGARY	13 711	44 175	27 161	THAILAND	4 251	12 082	7 427
ROMANIA	1 647	7 938	4 938	VIETNAM	80	338	209
BULGARIA	797	4 433	2 763	INDONESIA	3 189	7 629	4 712
ALBANIA	33	108	64	MALAYSIA	3 919	14 414	8 907
UKRAINE	805	3 815	2 390	BRUNEI	12	56	34
BELARUS	2 114	3 416	2 121	SINGAPORE	5 057	23 057	14 273
MOLDOVA	20	73	45	PHILIPPINES	2 653	8 957	5 589
RUSSIA	3 516	20 806	12 903	CHINA	5 881	24 389	14 895
AZERBAIJAN	17	65	41	NORTH KOREA	23	144	89
KAZAKHSTAN	1 722	2 456	1 531	SOUTH KOREA	7 795	27 837	17 156
UZBEKISTAN	54	272	168	JAPAN	8 736	33 075	20 393
KYRGHYZSTAN	16	54	36	TAIWAN	4 145	16 412	10 184
SLOVENIA	5 358	15 410	9 467	HONG KONG	3 273	22 737	13 988
CROATIA	2 646	7 359	4 545	AUSTRALIA	4 382	22 761	14 098
BOS HERZEGOV	54	174	110	PAPUA NEW G	12	67	40
SERB MONTNEG	9	167	98	NEW ZEALAND	597	2 431	1 502
MACEDONIA	438	1 606	981	NEW CALEDON	20	88	53
MOROCCO	530	3 095	1 929	FR POLYNESIA	9	57	39
ALGERIA	2 658	8 221	5 113	UNID COUNTR	2 759	8 891	5 423
TUNISIA	923	4 071	2 496	751 OFFICE MACHINES			
LIBYA	609	1 917	1 166	IMPORTS	395 123	2 058 968	1 273 729
EGYPT	3 305	12 710	7 870	FRANCE	40 575	215 480	133 144
SUDAN	32	159	95	BELGIUM LUX	338	2 397	1 519
MAURITANIA	20	135	86	NETHERLANDS	54 091	294 915	182 816
MALI	21	76	44	ITALY	13 102	58 611	36 383
BURKINA FASO	26	75	43	UNTD KINGDOM	37 392	188 926	116 264
CHAD	16	54	34	IRELAND	29	869	552
CAPE VERDE	16	58	36	DENMARK	1 147	1 588	979
SENEGAL	34	197	117	PORTUGAL	2 089	5 121	3 224
GUINEA	21	96	59	SPAIN	3 973	30 817	18 978
IVORY COAST	87	386	240	EU	152 739	798 738	493 867
GHANA	321	1 023	630	NORWAY	1 205	8 994	5 592
TOGO	17	61	37	SWEDEN	2 213	14 918	9 120
BENIN	20	66	40	FINLAND	218	3 132	1 943
NIGERIA	576	3 570	2 209	SWITZERLAND	2 781	42 260	26 325
CAMEROON	102	601	385	AUSTRIA	1 573	11 518	7 173
GABON	24	121	72	TURKEY	63	356	220
CONGO	26	101	57				

6 IMPORTS AND EXPORTS (SPECIAL TRADE) BY GROUPS OF THE SITC-REV. III AND BY COUNTRIES OF PRODUCTION AND CONSUMPTION 1994

GROUP COUNTRY	DT = 100 KG	1 000 DM	1 000 \$	GROUP COUNTRY	DT = 100 KG	1 000 DM	1 000 \$
POLAND	519	763	457	PANAMA	63	118	71
CZECH REPUBL	14 878	30 298	18 699	CUBA	4	124	76
HUNGARY	81	130	82	GUADELOUPE	34	90	56
BULGARIA	1 889	2 552	1 570	MARTINIQUE	26	96	60
SLOVENIA	77	207	127	CAYMAN IS	22	126	80
USA	16 521	93 461	57 643	JAMAICA	75	416	264
CANADA	280	1 005	611	ST LUCIA	22	121	79
MEXICO	4 355	12 613	7 842	BARBADOS	22	105	64
ISRAEL	23	104	67	TRINIDAD TOB	30	86	54
ARAB EMIRAT	5	126	78	NETH ANTILL	50	171	108
INDIA	173	179	116	COLOMBIA	488	1 714	1 083
THAILAND	4 129	22 407	13 969	VENEZUELA	174	2 679	1 614
INDONESIA	2 844	8 100	5 109	ECUADOR	28	105	66
MALAYSIA	4 610	22 297	13 928	PERU	152	432	268
SINGAPORE	9 597	63 435	39 442	BRAZIL	469	3 090	1 958
CHINA	34 448	114 953	71 642	CHILE	506	1 898	1 158
SOUTH KOREA	8 098	23 631	14 716	BOLIVIA	35	95	58
JAPAN	110 016	689 267	425 675	PARAGUAY	89	98	61
TAIWAN	5 679	23 950	14 720	URUGUAY	154	127	78
HONG KONG	16 039	69 314	42 836	ARGENTINA	419	7 340	4 577
AUSTRALIA	13	47	31	CYPRUS	230	2 417	1 565
EXPORTS	312 794	1 684 027	1 041 514	LEBANON	537	1 408	868
FRANCE	46 563	270 156	166 900	SYRIA	80	301	188
BELGIUM LUX	8 734	49 515	30 614	IRAN	413	1 139	693
NETHERLANDS	53 326	271 328	167 599	ISRAEL	1 169	4 556	2 812
ITALY	24 457	120 326	74 206	JORDAN	587	1 273	802
UNTD KINGDOM	36 624	214 808	132 575	SAUDI ARABIA	1 272	3 964	2 403
IRELAND	1 041	5 633	3 418	KUWAIT	380	1 577	988
DENMARK	8 619	43 584	27 006	BAHRAIN	106	335	208
GREECE	2 366	13 091	8 029	QATAR	42	146	89
PORTUGAL	8 050	31 574	19 551	ARAB EMIRAT	786	2 359	1 473
SPAIN	11 829	61 629	38 256	OMAN	115	378	230
EU	201 609	1 081 644	668 154	YEMEN	112	262	164
CANARY IS	125	355	220	PAKISTAN	89	390	242
ICELAND	99	403	252	INDIA	24	122	76
NORWAY	3 330	17 213	10 560	SRI LANKA	29	338	204
SWEDEN	5 470	29 864	18 438	MYANMAR	24	886	566
FINLAND	2 470	17 566	11 015	THAILAND	701	4 373	2 700
SWITZERLAND	9 244	74 754	46 597	VIETNAM	81	399	254
AUSTRIA	10 972	60 096	37 294	INDONESIA	639	2 420	1 478
MALTA	77	690	430	MALAYSIA	477	1 566	970
TURKEY	685	4 238	2 582	SINGAPORE	3 055	13 301	8 262
ESTONIA	156	891	554	PHILIPPINES	147	888	557
LATVIA	286	3 748	2 394	MONGOLIA	2	60	35
LITHUANIA	558	3 274	2 033	CHINA	338	5 456	3 245
POLAND	6 027	20 489	12 712	SOUTH KOREA	311	3 290	2 021
CZECH REPUBL	8 095	39 276	24 249	JAPAN	1 986	17 519	10 892
SLOVAKIA	895	4 673	2 941	TAIWAN	858	3 622	2 246
HUNGARY	3 238	15 426	9 455	HONG KONG	3 092	12 329	7 569
ROMANIA	543	2 746	1 694	AUSTRALIA	1 532	5 099	3 188
BULGARIA	391	7 150	4 401	PAPUA NEW G	13	51	34
UKRAINE	404	3 272	2 058	NEW ZEALAND	520	1 699	1 059
BELARUS	264	960	601	NEW CALEDON	38	182	116
MOLDOVA	39	249	146	FR POLYNESIA	21	148	92
RUSSIA	4 017	27 514	17 086	UNID COUNTR	34	160	96
ARMENIA	20	1 311	775	752 AUTOMATC.DATA PROC.EQUIP			
AZERBAIJAN	43	71	44	IMPORTS	1 438 898	17 970 936	11 113 838
KAZAKHSTAN	88	857	531	FRANCE	42 300	1 021 160	632 909
TURKMENISTAN	3	66	39	BELGIUM LUX	21 014	171 690	106 908
UZBEKISTAN	113	5 199	3 115	NETHERLANDS	43 108	594 376	365 193
KYRGHYZSTAN	36	274	166	ITALY	35 221	615 788	380 939
SLOVENIA	1 114	4 704	2 913	UNTD KINGDOM	178 657	1 873 408	1 156 390
CROATIA	1 359	5 849	3 629	IRELAND	30 910	794 088	492 366
BOS HERZEGOV	42	75	48	DENMARK	1 236	19 853	12 225
MACEDONIA	605	2 445	1 537	GREECE	29	2 017	1 226
MOROCCO	525	5 129	3 099	PORTUGAL	127	1 465	906
ALGERIA	114	5 843	3 711	SPAIN	15 506	268 314	164 689
TUNISIA	303	1 707	1 050	EU	368 108	5 362 159	3 313 751
LIBYA	95	749	477	ICELAND	435	7 146	4 368
EGYPT	1 000	3 132	1 951	NORWAY	2 152	51 136	31 800
SUDAN	17	134	83	SWEDEN	5 379	91 534	56 566
MAURITANIA	10	54	34	FINLAND	23 957	208 835	128 357
BURKINA FASO	37	148	91	SWITZERLAND	3 627	120 455	74 334
NIGER	64	411	252	AUSTRIA	1 885	34 665	21 471
SENEGAL	34	122	77	ANDORRA	8	453	280
IVORY COAST	44	192	119	TURKEY	24	1 447	891
GHANA	111	624	394	POLAND	111	1 398	864
BENIN	19	78	49	CZECH REPUBL	10 007	17 753	10 994
NIGERIA	290	7 165	4 596	SLOVAKIA	762	2 178	1 359
CAMEROON	16	66	39	HUNGARY	38	659	408
CENT AFR REP	21	108	66	ROMANIA	16	72	43
GABON	44	159	98	BULGARIA	22	1 902	1 123
RWANDA	24	100	58	BELARUS	10	125	80
ANGOLA	25	151	95	RUSSIA	23	693	440
ETHIOPIA	236	934	581	TURKMENISTAN	19	128	77
ERITREA	3	183	119	SLOVENIA	97	501	312
DJIBOUTI	11	51	33	CROATIA	4	144	86
KENYA	114	491	312	MOROCCO	2	87	54
UGANDA	13	67	42	TUNISIA	11	78	49
TANZANIA	20	130	81	EGYPT	3	392	251
MOZAMBIQUE	29	167	107	NIGERIA	5	55	32
MADAGASCAR	14	58	37	MOZAMBIQUE		61	40
REUNION	86	321	204	SOUTH AFRICA	57	2 121	1 305
ZAMBIA	14	85	50	USA	163 161	3 959 795	2 461 261
ZIMBABWE	22	80	49	CANADA	1 353	29 682	18 293
MALAWI	8	48	32	MEXICO	1 200	28 467	17 125
SOUTH AFRICA	1 436	10 905	6 766	BAHAMAS	24	192	119
USA	16 421	68 361	42 278	CAYMAN IS	9	216	128
CANADA	1 229	12 989	7 988	BRAZIL	69	1 159	690
MEXICO	4 850	10 898	6 779	CHILE	3	60	38
GUATEMALA	121	375	235	ARGENTINA	118	819	526
HONDURAS	27	63	41	ISRAEL	599	34 670	21 089
EL SALVADOR	60	127	76	SAUDI ARABIA	1	103	65
COSTA RICA	47	287	173				

6 IMPORTS AND EXPORTS (SPECIAL TRADE) BY GROUPS OF THE SITC-REV. III AND BY COUNTRIES OF PRODUCTION AND CONSUMPTION 1994

GROUP COUNTRY	DT = 100 KG	1 000 DM	1 000 \$	GROUP COUNTRY	DT = 100 KG	1 000 DM	1 000 \$
ARAB EMIRAT	18	333	210	USA	31 313	798 958	493 638
YEMEN	33	302	174	CANADA	840	20 562	12 560
INDIA	36	254	154	GREENLAND	3	133	81
SRI LANKA	1	142	86	MEXICO	586	9 882	6 048
THAILAND	49 700	290 300	180 515	GUATEMALA	17	776	490
INDONESIA	13 330	38 974	24 011	HONDURAS	7	150	90
MALAYSIA	76 513	318 433	196 890	EL SALVADOR	36	689	432
SINGAPORE	75 100	1 987 429	1 220 759	NICARAGUA	82	1 114	677
PHILIPPINES	14 737	132 829	81 012	COSTA RICA	7	394	243
CHINA	47 932	197 254	123 915	CUBA	1	68	44
NORTH KOREA	10	173	105	BAHAMAS	26	361	218
SOUTH KOREA	60 477	210 323	130 453	DOMINIC REP	63	783	498
JAPAN	238 747	3 380 172	2 089 389	GUADELOUPE	54	760	483
TAIWAN	273 077	1 405 027	868 263	ANTIGUA	6	72	46
HONG KONG	5 819	43 096	26 445	MARTINIQUE	15	261	165
AUSTRALIA	105	3 807	2 332	BARBADOS	58	718	437
NEW ZEALAND	3	173	105	TRINIDAD TOB	24	341	209
UNID COUNTR	2	55	30	NETH ANTILL	7	153	100
EXPORTS	573 114	9 246 654	5 722 112	COLOMBIA	292	5 343	3 335
FRANCE	72 130	1 296 133	803 692	VENEZUELA	156	3 705	2 307
BELGIUM LUX	35 080	470 616	291 829	FRENCH GUIAN	1	264	170
NETHERLANDS	89 033	1 002 984	618 055	ECUADOR	155	2 796	1 681
ITALY	36 383	603 187	374 561	PERU	122	1 800	1 120
UNTD KINGDOM	69 072	1 388 011	857 686	BRAZIL	392	18 757	11 645
IRELAND	2 519	55 886	34 686	CHILE	159	2 099	1 278
DENMARK	14 229	221 304	137 011	BOLIVIA	35	765	470
GREECE	6 052	61 046	37 676	PARAGUAY	140	926	575
PORTUGAL	6 747	89 410	55 392	URUGUAY	6	93	57
SPAIN	26 603	431 398	266 664	ARGENTINA	678	11 620	7 132
EU	357 848	5 619 975	3 477 252	CYPRUS	331	5 538	3 461
CANARY IS	166	921	571	LEBANON	262	3 287	2 017
ICELAND	374	4 152	2 597	SYRIA	69	1 770	1 070
NORWAY	6 688	122 228	75 864	IRAN	1 456	24 872	14 876
SWEDEN	6 600	162 698	100 916	ISRAEL	2 356	36 204	22 420
FINLAND	4 138	82 383	51 155	JORDAN	102	1 632	1 026
SWITZERLAND	34 373	598 288	371 705	SAUDI ARABIA	102	1 632	9 921
AUSTRIA	29 161	488 442	302 077	KUWAIT	241	4 582	2 862
ANDORRA	13	214	124	BAHRAIN	866	9 189	5 654
MALTA	321	3 818	2 382	QATAR	29	398	249
TURKEY	3 350	50 665	31 229	ARAB EMIRAT	526	9 172	5 757
ESTONIA	416	3 682	2 285	OMAN	238	2 797	1 765
LATVIA	815	4 936	3 086	YEMEN	5	329	203
LITHUANIA	676	6 603	4 093	PAKISTAN	220	3 559	2 208
POLAND	15 219	139 544	86 186	INDIA	342	8 436	5 269
CZECH REPUB	11 849	132 607	82 297	BANGLADESH	10	119	77
SLOVAKIA	1 912	19 947	12 313	SRI LANKA	101	1 865	1 157
HUNGARY	8 440	90 230	55 920	BHUTAN	2	59	38
ROMANIA	1 220	11 424	7 090	THAILAND	596	12 646	7 847
BULGARIA	1 096	9 214	5 632	VIETNAM	429	3 144	1 952
ALBANIA	17	392	244	INDONESIA	118	3 313	2 059
UKRAINE	2 688	21 996	13 569	MALAYSIA	1 286	23 653	14 661
BELARUS	1 076	6 707	4 202	BRUNEI	9	174	108
MOLDOVA	27	332	211	SINGAPORE	1 426	29 867	18 569
RUSSIA	15 197	173 185	107 163	PHILIPPINES	76	2 443	1 518
GEORGIA	12	545	346	MONGOLIA	11	208	127
AZERBAIJAN	355	2 117	1 274	CHINA	957	23 371	14 418
KAZAKHSTAN	466	7 195	4 434	NORTH KOREA	172	772	488
TURKMENISTAN	4	147	95	SOUTH KOREA	523	23 243	14 365
UZBEKISTAN	35	444	276	JAPAN	2 724	80 914	49 557
KYRGHYZSTAN	4	53	34	TAIWAN	954	17 895	11 082
SLOVENIA	2 977	31 937	19 902	HONG KONG	1 603	29 605	18 225
CROATIA	1 720	26 598	16 591	AUSTRALIA	1 495	25 267	15 761
BOS HERZEGOV	46	301	192	PAPUA NEW G	2	128	73
MACEDONIA	383	2 545	1 568	NEW ZEALAND	314	4 331	2 672
MOROCCO	615	8 054	5 083	NEW CALEDON	3	64	37
ALGERIA	546	6 971	4 322	FIJI	4	137	83
TUNISIA	338	4 113	2 530	UNID COUNTR		55	35
LIBYA	43	1 350	817	759 PARTS, FOR OFFICE MACHINS			
EGYPT	880	12 936	8 009	IMPORTS	787 873	9 228 440	5 718 164
SUDAN	3	89	52	FRANCE	24 828	443 107	275 297
MAURITANIA	9	177	106	BELGIUM LUX	6 273	54 952	33 847
MALI		99	63	NETHERLANDS	34 561	368 423	227 440
BURKINA FASO	8	119	75	ITALY	22 734	394 769	244 395
NIGER	36	772	469	UNTD KINGDOM	28 426	613 127	381 057
CHAD	11	180	112	IRELAND	8 722	173 033	107 611
CAPE VERDE	3	53	33	DENMARK	1 450	25 868	15 945
SENEGAL	5	110	66	GREECE	9	522	324
GAMBIA	2	64	41	PORTUGAL	481	2 321	1 455
GUIN BISSAU	2	53	32	SPAIN	4 810	86 684	52 657
GUINEA	9	89	54	EU	132 294	2 162 806	1 340 028
SIERRA LEONE	5	55	34	ICELAND		64	40
IVORY COAST	52	544	338	NORWAY	9	9 939	6 201
GHANA	164	2 327	1 459	SWEDEN	3 088	56 122	34 736
NIGERIA	51	858	524	FINLAND	720	18 164	11 361
CAMEROON	23	472	287	SWITZERLAND	5 748	98 273	60 953
S TOME PRINC	11	99	60	AUSTRIA	2 846	82 080	50 720
GABON	3	93	57	MALTA	31	24 466	15 263
CONGO	6	129	81	TURKEY	93	1 148	708
ZAIRE	7	141	87	LATVIA	3	90	60
ANGOLA	24	317	198	POLAND	3 795	4 279	2 707
ETHIOPIA	38	743	461	CZECH REPUB	21 403	28 666	17 819
ERITREA	19	338	203	SLOVAKIA	1 071	3 626	2 257
KENYA	196	4 743	3 054	HUNGARY	5 417	11 196	6 984
UGANDA	59	639	404	ROMANIA	11	87	54
TANZANIA	97	1 167	742	BULGARIA	49	440	272
MOZAMBIQUE	4	60	36	RUSSIA	21	112	68
REUNION	6	84	53	SLOVENIA	243	1 933	1 213
MAURITIUS	33	472	298	CROATIA	62	1 116	663
ZAMBIA	26	950	598	MOROCCO	3	402	252
ZIMBABWE	84	1 149	721	TUNISIA	3	254	157
MALAWI	22	367	233	SOUTH AFRICA	40	3 032	1 881
SOUTH AFRICA	4 073	75 638	46 757	USA	80 769	2 789 900	1 729 787
NAMIBIA	5	476	294	CANADA	3 312	127 624	79 871
BOTSWANA	4	122	74				

6 IMPORTS AND EXPORTS (SPECIAL TRADE) BY GROUPS OF THE SITC-REV. III AND BY COUNTRIES OF PRODUCTION AND CONSUMPTION 1994

GROUP COUNTRY	DT = 100 KG	1 000 DM	1 000 \$	GROUP COUNTRY	DT = 100 KG	1 000 DM	1 000 \$
MEXICO	2 097	88 997	54 166	LEBANON	80	667	414
BAHAMAS	17	57	34	SYRIA	5	143	92
VENEZUELA	2	148	92	IRAN	80	1 295	789
BRAZIL	59	2 347	1 431	ISRAEL	748	9 973	6 162
ARGENTINA	5	607	380	JORDAN	214	508	312
CYPRUS		51	30	SAUDI ARABIA	90	1 958	1 202
ISRAEL	244	16 689	10 342	KUWAIT	54	1 365	856
SAUDI ARABIA	2	121	75	BAHRAIN	15	615	377
ARAB EMIRAT	3	136	84	ARAB EMIRAT	79	1 736	1 068
INDIA	93	367	225	OMAN	8	512	311
SRI LANKA	2	118	76	PAKISTAN	11	360	227
THAILAND	4 362	20 704	13 008	INDIA	450	5 313	3 346
INDONESIA	3 168	2 643	1 655	SRI LANKA	19	630	385
MALAYSIA	2 943	12 304	7 651	MYANMAR	1	63	40
SINGAPORE	17 143	671 569	415 069	THAILAND	1 094	26 118	16 496
PHILIPPINES	162	1 359	830	VIETNAM	8	104	64
CHINA	92 502	454 182	283 056	INDONESIA	41	652	404
SOUTH KOREA	3 800	41 018	25 363	MALAYSIA	136	3 773	2 343
JAPAN	178 980	1 559 630	965 300	SINGAPORE	2 205	29 203	17 927
TAIWAN	212 305	830 726	514 381	PHILIPPINES	252	1 313	810
HONG KONG	8 329	95 205	58 585	CHINA	781	8 473	5 219
AUSTRALIA	109	2 969	1 862	SOUTH KOREA	224	8 262	5 131
NEW ZEALAND	1	190	121	JAPAN	2 599	175 211	108 417
EXPORTS	340 588	5 099 282	3 157 249	TAIWAN	620	17 151	10 521
FRANCE	45 241	707 896	437 228	HONG KONG	1 861	26 247	16 464
BELGIUM LUX	12 719	212 092	131 415	AUSTRALIA	326	10 237	6 378
NETHERLANDS	81 246	541 371	335 201	AUST OCEANIA	7	58	38
ITALY	15 441	337 823	207 537	NEW ZEALAND	21	823	513
UNTD KINGDOM	42 308	596 295	368 232	UNID COUNTR	86	1 201	730
IRELAND	2 159	46 466	28 984	761 TELEVISION RECEIVERS ETC			
DENMARK	7 786	86 513	53 578	IMPORTS	1 149 405	2 721 830	1 684 116
GREECE	1 507	17 767	11 035	FRANCE	154 931	313 298	196 058
PORTUGAL	4 293	37 730	23 276	BELGIUM LUX	69 151	186 869	116 691
SPAIN	9 017	178 795	109 789	NETHERLANDS	3 103	8 298	5 205
EU	221 717	2 762 688	1 706 275	ITALY	87 017	170 324	106 009
CANARY IS	34	260	161	UNTD KINGDOM	196 867	455 664	282 166
ICELAND	32	515	315	IRELAND	5 270	17 327	10 478
NORWAY	1 411	23 771	14 713	DENMARK	147	276	170
SWEDEN	3 676	57 370	35 543	PORTUGAL	392	1 608	1 006
FINLAND	1 478	19 860	12 299	SPAIN	124 835	262 885	163 130
SWITZERLAND	19 421	601 845	377 149	EU	641 715	1 416 550	880 914
AUSTRIA	11 465	247 922	153 446	NORWAY	3	66	44
ANDORRA	1	240	138	SWEDEN	3 265	19 374	11 952
MALTA	76	1 071	665	FINLAND	48 948	103 793	63 840
TURKEY	799	10 423	6 489	SWITZERLAND	947	804	494
ESTONIA	121	759	469	AUSTRIA	123 026	326 978	203 234
LATVIA	89	852	528	MALTA	2 299	5 377	3 363
LITHUANIA	320	5 076	3 073	TURKEY	58 474	86 607	54 010
POLAND	4 526	42 010	26 079	POLAND	1 714	3 830	2 460
CZECH REPUB	10 837	74 321	46 188	CZECH REPUB	97	347	203
SLOVAKIA	692	7 976	4 968	SLOVAKIA	1 360	4 754	2 879
HUNGARY	2 924	32 803	20 396	HUNGARY	2 080	6 312	4 082
ROMANIA	252	2 894	1 789	ROMANIA	280	120	71
BULGARIA	284	3 144	1 943	UKRAINE	99	136	78
UKRAINE	316	3 025	1 880	SLOVENIA	15 837	33 823	20 655
BELARUS	172	1 209	752	CROATIA	36	55	32
MOLDOVA	9	142	94	USA	350	8 934	5 488
RUSSIA	3 253	35 141	21 695	CANADA	1	73	45
KAZAKHSTAN	52	719	433	ISRAEL	6 773	15 420	9 390
UZBEKISTAN	5	73	45	INDIA	4 257	9 110	5 619
SLOVENIA	550	5 903	3 663	THAILAND	31 896	60 217	36 722
CROATIA	713	6 903	4 350	LAOS	405	405	233
MACEDONIA	118	1 344	827	INDONESIA	23 175	45 550	26 912
MOROCCO	505	2 445	1 513	MALAYSIA	15 550	36 487	21 974
ALGERIA	93	2 702	1 672	SINGAPORE	8 112	15 806	9 538
TUNISIA	77	1 030	630	PHILIPPINES	9 155	17 886	11 184
LIBYA	25	862	520	CHINA	58 050	148 642	90 987
EGYPT	71	1 116	694	SOUTH KOREA	48 088	138 359	84 081
SUDAN	7	83	51	JAPAN	18 281	138 767	86 154
BURKINA FASO	1	55	33	TAIWAN	19 663	67 257	41 485
NIGER	5	101	61	HONG KONG	5 465	9 899	5 955
SENEGAL	5	77	44	EXPORTS	653 633	1 565 065	972 324
GHANA	36	461	292	FRANCE	123 754	282 057	175 685
NIGERIA	43	3 210	1 969	BELGIUM LUX	37 099	91 021	56 550
CAMEROON	1	66	40	NETHERLANDS	51 249	126 691	78 460
ZAIRE	1	62	38	ITALY	92 605	210 506	130 901
ANGOLA	4	107	66	UNTD KINGDOM	54 837	118 271	74 560
ETHIOPIA	8	181	113	IRELAND	2 625	6 353	3 922
KENYA	8	129	82	DENMARK	19 100	43 895	27 412
TANZANIA	11	167	100	GREECE	10 540	25 695	15 884
MOZAMBIQUE	13	103	63	PORTUGAL	14 796	36 733	22 631
MAURITIUS		125	72	SPAIN	52 850	126 477	78 435
ZAMBIA	9	85	53	EU	459 455	1 067 699	664 440
ZIMBABWE	3	177	110	CANARY IS	1 321	3 058	1 906
SOUTH AFRICA	821	28 019	17 372	CEUTA MEL	137	631	365
USA	31 089	681 573	421 841	ICELAND	738	1 676	1 033
CANADA	6 990	34 660	21 257	NORWAY	4 574	11 572	7 197
GREENLAND	1	58	35	SWEDEN	31 337	70 373	43 590
MEXICO	2 435	27 427	16 666	FINLAND	14 407	33 106	20 368
GUATEMALA	18	69	41	SWITZERLAND	34 328	92 775	57 752
COSTA RICA	4	165	98	AUSTRIA	45 353	113 363	70 484
MARTINIQUE	1	69	44	ANDORRA	103	332	202
BARBADOS	2	72	42	MALTA	241	770	470
NETH ANTILL	2	50	31	TURKEY	6 106	20 496	12 496
COLOMBIA	20	758	472	ESTONIA	305	840	525
VENEZUELA	31	1 645	996	LATVIA	186	809	513
ECUADOR	1	48	32	LITHUANIA	362	1 635	1 018
PERU	3	125	77	POLAND	3 035	10 970	6 681
BRAZIL	214	11 101	6 920	CZECH REPUB	10 213	21 795	13 525
CHILE	39	1 187	716	SLOVAKIA	398	1 737	1 072
BOLIVIA	1	117	76	HUNGARY	1 809	7 267	4 493
PARAGUAY	6	322	195				
ARGENTINA	429	12 631	7 729				
CYPRUS	52	629	391				

6 IMPORTS AND EXPORTS (SPECIAL TRADE) BY GROUPS OF THE SITC-REV. III AND BY COUNTRIES OF PRODUCTION AND CONSUMPTION 1994

GROUP	DT = 100 KG	1 000 DM	1 000 \$	GROUP	DT = 100 KG	1 000 DM	1 000 \$
COUNTRY				COUNTRY			
ROMANIA	4 550	1 984	1 226	CANARY IS	70	282	179
BULGARIA	493	1 764	1 086	ICELAND	40	171	108
ALBANIA	502	842	525	NORWAY	631	7 942	4 879
UKRAINE	854	2 773	1 724	SWEDEN	1 374	11 913	7 414
BELARUS	399	1 096	663	FINLAND	585	6 450	3 948
RUSSIA	6 699	20 743	12 711	SWITZERLAND	2 424	18 077	11 198
AZERBAIJAN	39	125	72	AUSTRIA	4 411	27 696	17 092
KAZAKHSTAN	82	254	161	ANDORRA	4	49	31
UZBEKISTAN	24	475	286	MALTA	23	110	64
SLOVENIA	2 081	6 368	3 936	TURKEY	691	4 377	2 701
CROATIA	4 409	11 782	7 368	ESTONIA	127	365	232
BOS HERZEGOV	171	387	248	LATVIA	62	249	156
MACEDONIA	717	1 674	1 024	LITHUANIA	60	232	137
MOROCCO	474	1 121	690	POLAND	1 391	6 431	3 989
ALGERIA	12	91	57	CZECH REPUB	3 226	15 796	9 698
TUNISIA	344	2 517	1 493	SLOVAKIA	165	1 542	949
LIBYA	416	1 445	869	HUNGARY	1 507	5 547	3 445
EGYPT	344	1 493	917	ROMANIA	103	299	182
MADAGASCAR	33	59	36	BULGARIA	222	1 670	1 054
MALAWI	25	67	39	ALBANIA	123	132	87
SOUTH AFRICA	117	527	330	UKRAINE	226	1 164	731
USA	401	2 950	1 797	BELARUS	36	214	130
CANADA	2	93	57	RUSSIA	2 386	6 910	4 263
MEXICO	17	251	148	KAZAKHSTAN	72	170	103
GUADELOUPE	32	118	70	SLOVENIA	597	3 637	2 239
COLOMBIA	2	92	59	CROATIA	986	4 309	2 716
BRAZIL	10	258	158	BOS HERZEGOV	39	151	96
CHILE	5	53	34	MACEDONIA	179	609	370
CYPRUS	1 241	3 291	2 035	MOROCCO	88	800	495
LEBANON	254	582	365	TUNISIA	7	477	299
SYRIA	10	240	151	LIBYA	6	174	105
IRAN	77	447	270	EGYPT	63	968	618
ISRAEL	5 298	11 202	6 869	GABON	8	67	42
JORDAN	95	260	160	KENYA	7	75	46
SAUDI ARABIA	60	495	299	SOUTH AFRICA	420	9 923	6 136
KUWAIT	141	494	297	USA	427	9 063	5 538
BAHRAIN	73	197	121	CANADA	3	77	51
QATAR	94	301	186	MEXICO	13	134	82
ARAB EMIRAT	771	2 293	1 414	BRAZIL	4	167	101
OMAN	23	207	122	CHILE	2	52	36
YEMEN	25	105	64	ARGENTINA	47	949	569
INDIA	36	313	194	CYPRUS	44	250	155
THAILAND	131	360	223	LEBANON	45	955	614
INDONESIA	127	653	388	SYRIA	24	514	316
MALAYSIA	56	271	167	IRAN	3	287	182
SINGAPORE	1 906	5 263	3 231	ISRAEL	216	1 408	881
CHINA	31	242	142	JORDAN	12	105	64
SOUTH KOREA	25	403	253	SAUDI ARABIA	38	925	570
JAPAN	39	700	428	KUWAIT	15	237	148
TAIWAN	19	104	66	ARAB EMIRAT	67	695	430
HONG KONG	116	1 234	755	OMAN	2	53	34
AUSTRALIA	4 774	11 968	7 494	THAILAND	182	3 906	2 428
NEW ZEALAND	44	116	73	INDONESIA	19	173	108
SHIPS SUPPL	14	53	34	MALAYSIA	290	4 211	2 702
UNID COUNTR	17	117	71	SINGAPORE	505	8 806	5 485
				CHINA	16	113	71
762 RADIO-BROADCAST RECEIVER				SOUTH KOREA	46	670	416
IMPORTS	628 162	2 412 441	1 494 894	JAPAN	73	1 809	1 087
FRANCE	11 370	83 862	52 360	TAIWAN	265	5 334	3 302
BELGIUM LUX	1 016	6 870	4 095	HONG KONG	1 094	4 833	2 974
NETHERLANDS	4 337	16 288	9 807	AUSTRALIA	41	581	368
ITALY	52	301	187	NEW ZEALAND	17	220	140
UNTD KINGDOM	14 499	77 828	47 876	SHIPS SUPPL	1	51	31
IRELAND	470	1 344	858	UNID COUNTR	71	319	195
DENMARK	276	1 005	617				
PORTUGAL	24 609	343 938	213 886	763 SOUND RECORDER,PHONOGRPH			
SPAIN	103	765	482	IMPORTS	376 224	2 409 066	1 495 010
EU	56 732	532 182	330 168	FRANCE	43 438	253 639	158 803
SWEDEN	16	148	91	BELGIUM LUX	1 403	14 053	8 761
SWITZERLAND	55	759	475	NETHERLANDS	1 093	10 744	6 725
AUSTRIA	1 271	6 510	3 907	ITALY	823	3 073	1 856
POLAND	665	1 222	752	UNTD KINGDOM	32 739	212 360	132 251
HUNGARY	2 691	6 637	4 118	IRELAND	347	2 503	1 564
ALBANIA	9	115	73	DENMARK	242	1 538	948
BELARUS	120	96	61	GREECE	3	226	147
USA	127	1 644	1 016	PORTUGAL	5 009	19 618	12 104
BRIT VIRG IS	26	108	69	SPAIN	380	3 721	2 261
BRAZIL	677	7 916	4 759	EU	85 477	521 475	325 420
BAHRAIN	24	70	41	NORWAY	78	692	416
THAILAND	135	749	474	SWEDEN	11	855	543
INDONESIA	15 500	55 838	34 713	FINLAND	22	1 748	1 106
MALAYSIA	132 630	532 131	330 798	SWITZERLAND	449	14 036	8 691
SINGAPORE	34 385	140 418	86 909	AUSTRIA	35 252	228 644	141 362
PHILIPPINES	2 945	17 423	10 843	POLAND	857	1 330	856
CHINA	275 694	577 995	356 727	CZECH REPUB	464	1 168	711
SOUTH KOREA	39 084	103 683	63 772	SLOVAKIA	78	450	274
JAPAN	48 450	369 199	229 778	HUNGARY	8 410	46 978	28 978
TAIWAN	3 219	19 351	11 841	RUSSIA	3	73	47
HONG KONG	13 689	38 016	23 368	USA	986	21 521	13 255
AUSTRALIA		51	32	CANADA	16	534	342
EXPORTS	94 641	635 855	392 924	MEXICO	9	73	43
FRANCE	21 074	123 396	76 301	BRAZIL	26	87	50
BELGIUM LUX	6 360	57 609	35 324	ISRAEL	47	824	505
NETHERLANDS	6 532	30 360	18 798	ARAB EMIRAT	18	175	111
ITALY	7 618	43 516	26 781	INDIA	143	165	100
UNTD KINGDOM	7 431	69 605	42 990	THAILAND	2 874	20 534	12 732
IRELAND	482	4 515	2 779	INDONESIA	9 838	45 912	28 296
DENMARK	4 344	20 679	12 869	MALAYSIA	36 276	146 439	90 943
GREECE	2 179	12 813	7 919	SINGAPORE	36 395	201 650	125 311
PORTUGAL	3 749	20 642	12 782	PHILIPPINES	92	658	408
SPAIN	8 869	66 204	40 979	CHINA	45 610	191 278	119 072
EU	68 638	449 339	277 522	SOUTH KOREA	15 464	78 268	47 977
				JAPAN	89 111	837 599	519 480
				TAIWAN	6 005	35 409	21 579

6 IMPORTS AND EXPORTS (SPECIAL TRADE) BY GROUPS OF THE SITC-REV. III AND BY COUNTRIES OF PRODUCTION AND CONSUMPTION 1994

GROUP COUNTRY	DT = 100 KG	1 000 DM	1 000 \$	GROUP COUNTRY	DT = 100 KG	1 000 DM	1 000 \$
HONG KONG	2 189	10 173	6 240	SPAIN	23 685	42 507	26 363
EXPORTS	187 491	1 436 293	892 699	EU	426 879	2 787 127	1 727 052
FRANCE	24 195	210 203	130 638	ICELAND		74	44
BELGIUM LUX	13 292	101 889	63 192	NORWAY	3 192	62 121	38 655
NETHERLANDS	15 067	115 740	71 867	SWEDEN	26 804	718 452	447 647
ITALY	22 481	157 928	97 740	FINLAND	9 230	260 106	161 447
UNTD KINGDOM	43 511	313 019	195 288	SWITZERLAND	12 649	286 463	177 386
IRELAND	1 185	8 247	5 179	AUSTRIA	28 549	291 105	180 603
DENMARK	7 420	51 905	31 794	MALTA		2 005	1 287
GREECE	2 227	13 639	8 448	TURKEY	1 258	10 519	6 587
PORTUGAL	4 756	30 155	18 822	LATVIA	7 426	2 018	1 254
SPAIN	15 564	104 345	64 740	LITHUANIA		640	229
EU	149 698	1 107 070	687 708	POLAND	28 960	45 630	28 463
CANARY IS	54	412	256	CZECH REPUBL	15 472	39 864	24 985
ICELAND	25	182	112	SLOVAKIA	2 117	14 182	8 977
NORWAY	1 787	18 680	11 763	HUNGARY	20 125	69 405	43 465
SWEDEN	3 516	41 300	26 278	ROMANIA		74	339
FINLAND	1 460	12 605	7 917	BULGARIA	1 028	728	452
SWITZERLAND	6 118	58 612	36 848	UKRAINE		436	160
AUSTRIA	5 129	46 156	28 717	RUSSIA		980	1 873
ANDORRA	10	72	45	KAZAKHSTAN		11	202
MALTA	23	182	110	SLOVENIA	2 163	13 630	8 303
TURKEY	686	9 174	5 555	CROATIA		30	365
ESTONIA	34	243	154	MOROCCO		1	135
LATVIA	20	403	249	TUNISIA	7 788	17 156	10 667
LITHUANIA	23	398	236	EGYPT		20	748
POLAND	730	9 773	5 964	NIGERIA		18	538
CZECH REPUBL	1 870	15 219	9 385	MADAGASCAR			94
SLOVAKIA	368	2 896	1 812	MAURITIUS	1		187
HUNGARY	579	3 770	2 340	SOUTH AFRICA	558	10 670	6 450
ROMANIA	73	740	457	NAMIBIA		2	151
BULGARIA	72	659	411	USA	67 063	1 450 963	897 559
UKRAINE	414	2 885	1 798	CANADA	1 473	30 494	18 843
BELARUS	44	469	287	MEXICO	1 693	7 192	4 401
RUSSIA	615	8 613	5 327	EL SALVADOR		6	91
AZERBAIJAN	2	282	168	NICARAGUA		4	88
KAZAKHSTAN	69	352	219	COLOMBIA		4	117
SLOVENIA	140	1 765	1 084	VENEZUELA		26	497
CROATIA	465	3 698	2 301	FRENCH GUIAN		13	158
BOS HERZEGOV	35	105	65	BRAZIL	1 181	7 560	4 653
MACEDONIA	40	406	249	CHILE		5	406
MOROCCO	28	260	160	URUGUAY		6	109
TUNISIA	4	94	60	ARGENTINA	136	3 633	2 196
LIBYA	9	599	373	CYPRUS			53
EGYPT	44	1 038	646	LEBANON		28	159
NIGER	4	209	132	SYRIA		28	288
BENIN	12	381	237	IRAN		58	337
ANGOLA	3	99	63	ISRAEL	4 503	240 428	149 933
KENYA	11	793	504	SAUDI ARABIA		11	226
MADAGASCAR		70	44	KUWAIT		3	991
SOUTH AFRICA	62	948	588	ARAB EMIRAT		5	253
BOTSWANA	19	235	141	OMAN		5	358
USA	8 859	38 598	23 831	INDIA		864	2 387
CANADA	97	609	367	SRI LANKA		44	773
MEXICO	373	2 225	1 361	THAILAND	20 370	37 692	23 504
ARUBA	9	53	30	VIETNAM		1	50
NETH ANTILL	20	97	64	INDONESIA	4 404	29 603	18 604
COLOMBIA		58	36	MALAYSIA	43 746	189 684	118 134
BRAZIL	90	503	315	SINGAPORE	26 637	121 688	75 187
CHILE	16	191	119	PHILIPPINES	5 114	30 812	19 038
ARGENTINA	45	248	153	CHINA	125 313	368 295	228 895
CYPRUS	28	377	237	SOUTH KOREA	87 491	426 374	265 140
LEBANON	8	89	56	JAPAN	200 262	2 394 621	1 480 672
SYRIA	10	1 490	918	TAIWAN	101 503	362 709	223 935
IRAN	22	849	512	HONG KONG	11 434	43 097	26 719
ISRAEL	755	5 684	3 558	MACAO		4	252
JORDAN	7	100	59	AUSTRALIA	528	9 906	6 078
SAUDI ARABIA	30	3 018	1 822	NEW ZEALAND	131	2 241	1 354
KUWAIT	9	183	118	EXPORTS	795 018	11 162 164	6 924 381
BAHRAIN	2	61	40	FRANCE	63 828	926 027	575 933
QATAR	2	61	35	BELGIUM LUX	42 254	522 199	322 261
ARAB EMIRAT	173	1 521	954	NETHERLANDS	49 591	555 669	345 177
OMAN		144	86	ITALY	29 722	625 544	388 664
PAKISTAN	2	66	42	UNTD KINGDOM	38 596	729 852	451 346
INDIA	5	205	128	IRELAND	2 483	22 525	13 938
BANGLADESH	14	91	58	DENMARK	11 510	201 296	124 905
SRI LANKA	4	78	50	GREECE	6 686	150 310	91 628
THAILAND	76	970	577	PORTUGAL	12 416	185 917	114 000
VIETNAM	7	91	55	SPAIN	20 369	206 972	128 188
INDONESIA	34	838	529	EU	277 455	4 126 311	2 556 040
MALAYSIA	61	323	191	CANARY IS	106	503	309
SINGAPORE	323	5 331	3 362	ICELAND	182	3 186	1 991
CHINA	366	2 475	1 490	NORWAY	5 774	97 298	60 828
SOUTH KOREA	159	1 653	1 017	SWEDEN	9 414	203 315	126 127
JAPAN	255	3 757	2 300	FINLAND	8 033	150 968	93 663
TAIWAN	202	2 370	1 495	SWITZERLAND	24 263	497 570	309 001
HONG KONG	483	5 125	3 118	AUSTRIA	84 022	622 177	384 545
AUSTRALIA	453	3 113	1 949	ANDORRA		19	177
NEW ZEALAND	142	707	445	VATICAN CITY		6	92
UNID COUNTR	23	204	124	MALTA		92	774
764 TELECOMM.EQUIP.PARTS NES				TURKEY	5 704	166 939	101 735
IMPORTS	1 300 683	10 403 765	6 448 204	ESTONIA	139	1 646	1 012
FRANCE	35 807	479 445	298 297	LATVIA	2 767	4 855	3 007
BELGIUM LUX	38 104	191 107	117 592	LITHUANIA	792	7 150	4 445
NETHERLANDS	83 105	591 130	366 760	POLAND	15 939	129 253	80 538
ITALY	53 151	205 149	126 974	CZECH REPUBL	14 442	159 070	98 509
UNTD KINGDOM	129 660	966 517	598 858	SLOVAKIA	5 498	74 601	46 237
IRELAND	7 164	92 509	56 837	HUNGARY	23 670	199 539	124 548
DENMARK	43 430	84 451	52 039	ROMANIA	4 698	43 004	26 269
GREECE	1 282	54 733	33 995	BULGARIA	6 388	29 567	18 049
PORTUGAL	11 491	79 579	49 337	ALBANIA		23	539
				UKRAINE	5 027	32 940	20 334
				BELARUS	5 464	12 692	7 778
				MOLDOVA	185	710	412

6 IMPORTS AND EXPORTS (SPECIAL TRADE) BY GROUPS OF THE SITC-REV. III AND BY COUNTRIES OF PRODUCTION AND CONSUMPTION 1994

GROUP COUNTRY	DT = 100 KG	1 000 DM	1 000 \$	GROUP COUNTRY	DT = 100 KG	1 000 DM	1 000 \$
RUSSIA	22 499	273 794	171 877	MALAYSIA	5 469	44 441	27 811
GEORGIA	213	2 985	1 886	BRUNEI	218	7 131	4 287
AZERBAIJAN	464	592	343	SINGAPORE	6 107	107 215	66 788
KAZAKHSTAN	6 075	103 191	63 486	PHILIPPINES	14 953	201 558	127 369
TURKMENISTAN	751	10 996	7 126	MONGOLIA	12	396	242
UZBEKISTAN	2 729	58 457	37 557	CHINA	25 372	428 967	268 900
TADJIKISTAN	754	130	83	NORTH KOREA	4	314	186
KYRGHYZSTAN	24	1 091	695	SOUTH KOREA	1 367	27 942	17 248
SLOVENIA	2 754	35 470	21 986	JAPAN	1 847	38 283	23 682
CROATIA	3 168	38 572	24 089	TAIWAN	6 681	81 603	50 213
BOS HERZEGOV	113	612	396	HONG KONG	9 432	146 305	92 427
SERB MONTNEG	1	71	45	MACAO	59	470	300
MACEDONIA	195	2 504	1 550	AUSTRALIA	3 352	151 044	96 149
MOROCCO	2 043	31 233	19 483	PAPUA NEW G	37	1 272	778
ALGERIA	1 892	24 599	15 254	NEW ZEALAND	203	6 454	4 080
TUNISIA	9 212	28 915	18 207	NEW CALEDON	33	129	77
LIBYA	893	20 342	12 736	FIJI	6	230	141
EGYPT	9 385	114 710	70 323	SHIPS SUPPL	16	455	276
SUDAN	11	213	125	UNID COUNTR	238	1 464	879
MAURITANIA	1	85	54				
BURKINA FASO	3	218	131	771 ELECT POWER MACHNY.PARTS			
NIGER	21	679	395	IMPORTS	794 337	2 021 088	1 251 925
GAMBIA	30	576	353	FRANCE	104 082	147 397	91 340
GUINEA	35	249	162	BELGIUM LUX	13 013	25 867	15 934
SIERRA LEONE	9	67	42	NETHERLANDS	13 720	50 781	31 293
IVORY COAST	51	795	479	ITALY	69 120	102 826	63 688
GHANA	15	291	179	UNTD KINGDOM	19 510	109 664	67 967
BENIN	14	260	163	IRELAND	1 507	22 903	14 022
NIGERIA	1 381	31 849	18 746	DENMARK	10 775	11 791	7 311
CAMEROON	115	4 330	2 779	GREECE	165	807	497
GABON	16	902	581	PORTUGAL	3 916	10 325	6 356
CONGO	14	131	80	SPAIN	11 309	19 765	12 139
ZAIRE	2	287	184	EU	247 117	502 126	310 547
RWANDA	8	439	260	NORWAY	1 564	13 184	8 245
BURUNDI		50	30	SWEDEN	16 429	62 112	38 365
ANGOLA	11	488	302	FINLAND	53 854	78 074	48 311
ETHIOPIA	74	1 060	620	SWITZERLAND	58 446	158 983	98 360
ERITREA	3	81	51	AUSTRIA	53 409	154 343	95 675
DJIBOUTI	66	1 223	790	MALTA	7	118	71
SOMALIA	1	68	42	SAN MARINO	314	387	252
KENYA	96	1 189	733	TURKEY	42 718	37 055	22 924
UGANDA	92	2 558	1 514	ESTONIA	72	188	119
TANZANIA	66	1 196	741	LATVIA	186	349	222
SEYCHELLES	11	112	67	POLAND	19 293	24 596	15 376
MOZAMBIQUE	411	3 213	1 934	CZECH REPUB	51 534	72 794	45 165
MADAGASCAR	26	161	99	SLOVAKIA	1 785	4 589	2 867
REUNION	21	67	45	HUNGARY	25 081	44 076	27 278
MAURITIUS	24	492	306	ROMANIA	1 333	1 753	1 119
ZAMBIA	4	901	537	BULGARIA	221	454	281
ZIMBABWE	181	3 690	2 240	UKRAINE	5 410	1 727	1 081
MALAWI	2	67	42	BELARUS	148	117	74
SOUTH AFRICA	8 658	337 165	207 840	RUSSIA	2 932	1 383	843
NAMIBIA	121	1 543	971	KAZAKHSTAN	1	351	226
BOTSWANA	2	141	83	SLOVENIA	24 473	20 209	12 469
SWAZILAND	4	89	56	CROATIA	18 859	24 273	15 059
LESOTHO	3	275	164	MACEDONIA	48	988	605
USA	28 416	456 307	282 971	MOROCCO	29	476	298
CANADA	736	12 785	7 958	TUNISIA	8 513	27 815	17 327
MEXICO	5 931	73 885	45 894	LIBYA	3	159	105
GUATEMALA	1 155	12 839	8 278	NIGERIA		47	32
HONDURAS	615	10 193	6 239	SOUTH AFRICA	195	1 696	1 034
EL SALVADOR	563	9 798	6 139	USA	18 825	179 378	111 359
NICARAGUA	402	5 783	3 409	CANADA	7 033	22 549	13 918
COSTA RICA	231	3 992	2 524	MEXICO	169	1 307	780
PANAMA	13	582	343	COSTA RICA	3	643	386
CUBA		74	48	BRAZIL	179	922	570
DOMINIC REP	20	937	604	ARGENTINA	21	70	46
GUADELOUPE	5	117	76	ISRAEL	503	5 084	3 109
TRINIDAD TOB	1	49	30	SAUDI ARABIA	4	433	266
NETH ANTILL	29	854	540	ARAB EMIRAT	12	105	65
COLOMBIA	5 421	72 885	45 217	INDIA	2 213	3 270	2 023
VENEZUELA	2 152	38 122	22 986	SRI LANKA	399	593	367
FRENCH GUIAN	2	130	82	NEPAL	7	738	462
ECUADOR	17	1 013	631	THAILAND	7 096	26 914	16 795
PERU	87	2 209	1 358	INDONESIA	14	474	298
BRAZIL	3 036	118 454	73 430	MALAYSIA	6 121	50 483	31 367
CHILE	478	13 427	8 378	BRUNEI		57	35
BOLIVIA	479	11 953	7 837	SINGAPORE	5 580	25 693	15 809
PARAGUAY	1 122	27 598	16 443	PHILIPPINES	418	3 040	1 866
URUGUAY	204	4 699	2 878	CHINA	56 231	93 979	58 052
ARGENTINA	4 086	85 431	52 950	SOUTH KOREA	5 385	22 406	13 887
CYPRUS	188	2 254	1 410	JAPAN	16 624	181 871	112 826
LEBANON	13 075	104 013	63 543	TAIWAN	20 778	98 709	60 893
SYRIA	12 653	126 225	76 816	HONG KONG	11 606	62 014	38 715
IRAQ	6	179	115	MACAO		54	33
IRAN	12 887	158 553	98 546	AUSTRALIA	346	1 505	939
ISRAEL	1 915	37 694	23 439	NEW ZEALAND	466	4 027	2 515
JORDAN	489	3 515	2 236	EXPORTS	1 097 436	2 814 643	1 743 635
SAUDI ARABIA	6 768	88 768	55 200	FRANCE	75 875	265 756	164 902
KUWAIT	628	28 047	17 546	BELGIUM LUX	39 515	82 707	51 150
BAHRAIN	33	1 533	942	NETHERLANDS	77 191	171 137	105 666
QATAR	102	2 682	1 620	ITALY	53 069	211 466	130 800
ARAB EMIRAT	2 658	46 387	28 809	UNTD KINGDOM	81 524	209 635	129 698
OMAN	292	9 599	6 056	IRELAND	2 277	12 764	7 935
YEMEN	2	395	237	DENMARK	22 959	47 969	29 710
AFGHANISTAN	546	301	191	GREECE	7 940	16 009	10 017
PAKISTAN	4 145	89 642	54 773	PORTUGAL	26 749	43 896	27 238
INDIA	3 393	37 010	23 203	SPAIN	30 203	91 201	56 389
BANGLADESH	428	3 966	2 558	EU	417 302	1 152 540	713 505
SRI LANKA	154	3 882	2 469	CANARY IS	31	218	134
NEPAL	5	287	169	CEUTA MEL	3	56	38
MYANMAR	215	3 368	2 064	ICELAND	364	1 078	672
THAILAND	9 091	160 230	100 479				
LAOS	17	160	105				
VIETNAM	1 414	29 323	18 185				
INDONESIA	18 338	303 124	186 825				

6 IMPORTS AND EXPORTS (SPECIAL TRADE) BY GROUPS OF THE SITC-REV. III AND BY COUNTRIES OF PRODUCTION AND CONSUMPTION 1994

GROUP COUNTRY	DT = 100 KG	1 000 DM	1 000 \$	GROUP COUNTRY	DT = 100 KG	1 000 DM	1 000 \$
NORWAY	12 312	32 447	20 042	772 ELEC.SWITCH.RELAY.CIRCUT			
SWEDEN	33 071	64 808	40 165	IMPORTS	954 184	6 253 157	3 869 918
FINLAND	19 013	38 837	24 096	FRANCE	102 864	576 732	357 340
SWITZERLAND	50 638	192 152	119 287	BELGIUM LUX	29 545	212 033	131 430
AUSTRIA	70 398	211 831	131 642	NETHERLANDS	34 669	190 299	117 489
MALTA	281	636	391	ITALY	54 374	247 003	152 827
TURKEY	10 836	26 774	16 316	UNT D KINGDOM	70 823	282 422	174 181
ESTONIA	60	427	275	IRELAND	19 200	165 359	102 265
LATVIA	424	1 166	738	DENMARK	6 659	54 770	33 943
LITHUANIA	153	486	292	GREECE	9 458	53 538	20 733
POLAND	19 479	45 460	28 296	PORTUGAL	20 377	123 191	76 403
CZECH REPUB L	43 303	68 770	42 969	SPAIN	35 272	160 156	99 246
SLOVAKIA	2 085	8 423	5 257	EU	383 241	2 045 503	1 265 857
HUNGARY	15 806	32 532	20 272	NORWAY	5 405	23 500	14 536
ROMANIA	628	2 299	1 434	SWEDEN	8 554	86 066	52 933
BULGARIA	409	1 691	1 050	FINLAND	6 003	31 370	19 359
ALBANIA	18	61	37	SWITZERLAND	73 893	785 337	486 144
UKRAINE	493	976	600	AUSTRIA	59 895	550 501	341 183
BELARUS	22	173	108	VATICAN CITY		60	36
RUSSIA	1 314	9 501	5 879	MALTA	2 153	22 134	13 676
KAZAKHSTAN	45	282	176	TURKEY	2 771	9 141	5 671
UZBEKISTAN	11	61	38	LITHUANIA		97	83
SLOVENIA	2 468	9 232	5 720	POLAND	49 585	92 938	57 538
CROATIA	1 685	9 244	5 757	CZECH REPUB L	80 824	198 400	123 536
MACEDONIA	115	1 785	1 121	SLOVAKIA	5 072	20 113	12 560
MOROCCO	117	621	380	HUNGARY	45 871	138 282	86 028
ALGERIA	480	2 666	1 642	ROMANIA	4 155	5 227	3 251
TUNISIA	9 380	18 319	11 327	BULGARIA	1 143	4 481	2 764
LIBYA	788	3 655	2 249	UKRAINE		61	115
EGYPT	5 831	7 865	4 879	RUSSIA	1 294	8 899	5 517
MAURITANIA	72	165	98	SLOVENIA	14 790	42 908	26 528
MALI	41	118	75	CROATIA	11 446	33 028	20 485
NIGER	41	77	47	SERB MONTNEG		40	435
SIERRA LEONE	91	63	41	MACEDONIA		12	98
GHANA	77	271	163	MOROCCO	948	885	542
TOGO	402	821	471	ALGERIA		8	34
NIGERIA	2 724	4 175	2 499	TUNISIA	16 825	84 397	52 368
ETHIOPIA	36	163	98	BURUNDI		1	50
KENYA	189	230	137	ZIMBABWE	1 161	323	205
UGANDA	128	220	139	SOUTH AFRICA	1 516	28 096	17 054
TANZANIA	53	211	127	USA	35 079	558 576	344 457
MOZAMBIQUE	8	56	35	CANADA	1 093	27 276	16 787
ZIMBABWE	80	91	57	MEXICO	2 428	31 483	19 640
SOUTH AFRICA	5 282	24 846	15 326	NICARAGUA		14	90
LESOTHO	105	249	157	COSTA RICA	866	5 268	3 270
USA	54 993	211 604	130 983	DOMINIC REP		8	118
CANADA	9 385	63 625	38 893	COLOMBIA		1	46
MEXICO	1 096	6 856	4 199	VENEZUELA		17	33
GUATEMALA	37	149	92	BRAZIL	7 285	21 028	12 992
HONDURAS	25	142	88	CHILE		3	521
EL SALVADOR	137	213	126	ARGENTINA		6	121
COSTA RICA	215	358	214	CYPRUS			56
CUBA	25	91	55	IRAN	150	274	163
JAMAICA	320	215	137	ISRAEL	8 991	52 596	32 733
ARUBA	143	151	93	SAUDI ARABIA		18	388
NETH ANTILL	71	82	48	KUWAIT		4	93
COLOMBIA	770	3 088	1 943	ARAB EMIRAT		46	280
VENEZUELA	1 592	6 186	3 680	AFGHANISTAN		14	111
GUYANA	123	78	49	INDIA	1 237	7 375	4 584
FRENCH GUIAN	45	190	122	SRI LANKA		57	422
ECUADOR	27	169	105	THAILAND	3 045	25 648	15 881
PERU	203	561	352	INDONESIA		47	889
BRAZIL	7 540	30 298	18 392	MALAYSIA	7 635	70 295	43 507
CHILE	464	1 615	1 009	SINGAPORE	11 588	126 910	78 787
BOLIVIA	59	396	257	PHILIPPINES	2 776	40 432	25 098
PARAGUAY	76	914	543	CHINA	16 690	57 648	35 809
URUGUAY	64	127	78	SOUTH KOREA	6 371	42 105	26 067
ARGENTINA	1 944	7 742	4 763	JAPAN	34 110	720 390	445 503
CYPRUS	2 776	2 060	1 249	TAIWAN	28 827	151 816	93 672
LEBANON	1 115	932	577	HONG KONG	7 620	69 199	42 717
SYRIA	4 229	5 877	3 791	AUSTRALIA	2 192	24 655	15 117
IRAN	10 408	12 532	7 548	NEW ZEALAND		92	1 449
ISRAEL	59 640	45 758	28 122	AM OCEANIA		7	212
JORDAN	526	480	298	UNID COUNTR		41	177
SAUDI ARABIA	15 679	23 400	14 397	EXPORTS	2 230 413	13 947 835	8 625 552
KUWAIT	16 451	34 358	21 871	FRANCE	186 858	1 277 160	783 674
BAHRAIN	2 339	1 308	821	BELGIUM LUX	129 078	642 342	396 997
QATAR	806	2 279	1 354	NETHERLANDS	162 891	790 533	489 036
ARAB EMIRAT	8 405	8 423	5 150	ITALY	179 684	1 286 020	793 634
OMAN	154	559	347	UNT D KINGDOM	169 851	988 873	611 688
YEMEN	11	132	79	IRELAND	28 765	144 932	89 337
PAKISTAN	757	3 407	2 088	DENMARK	42 387	222 575	137 718
INDIA	2 417	13 291	8 199	GREECE	17 919	79 500	49 266
BANGLADESH	160	325	199	PORTUGAL	40 350	246 107	152 681
SRI LANKA	936	766	480	SPAIN	102 858	558 885	345 950
NEPAL	15	120	78	EU	1 060 641	6 236 927	3 849 981
MYANMAR	19	112	69	CANARY IS		1 288	8 639
THAILAND	34 082	47 394	29 706	ICELAND		1 695	3 676
VIETNAM	182	1 127	695	NORWAY	28 165	169 618	105 305
INDONESIA	14 080	27 948	17 481	SWEDEN	74 099	473 891	293 526
MALAYSIA	14 391	17 396	10 944	FINLAND	28 958	170 853	105 705
BRUNEI	12 249	14 669	8 845	SWITZERLAND	113 075	777 895	481 618
SINGAPORE	20 561	49 822	30 967	AUSTRIA	154 211	805 490	498 360
PHILIPPINES	5 411	8 077	4 998	ANDORRA		2	37
CHINA	26 207	64 145	39 446	MALTA		1 450	5 415
NORTH KOREA	57	307	191	SAN MARINO		14	31
SOUTH KOREA	3 171	18 119	11 395	TURKEY	21 912	158 609	97 776
JAPAN	1 666	19 308	11 906	ESTONIA		405	637
TAIWAN	17 301	34 486	21 674	LATVIA		1 227	4 281
HONG KONG	6 424	16 048	10 061	LITHUANIA		403	1 266
AUSTRALIA	5 762	22 146	13 794	POLAND	47 840	214 015	133 270
NEW ZEALAND	191	1 625	992	CZECH REPUB L	78 101	371 370	230 935
UNID COUNTR	469	1 086	652				

6 IMPORTS AND EXPORTS (SPECIAL TRADE) BY GROUPS OF THE SITC-REV. III AND BY COUNTRIES OF PRODUCTION AND CONSUMPTION 1994

GROUP COUNTRY	DT = 100 KG	1 000 DM	1 000 \$	GROUP COUNTRY	DT = 100 KG	1 000 DM	1 000 \$
AUSTRIA	271 607	267 081	165 703	N ZEAL OCEAN	44	65	40
MALTA	1 263	2 902	1 784	UNID COUNTR	440	792	474
TURKEY	37 240	52 166	32 183				
ESTONIA	1 795	997	634	774 ELECTRO-MEDCL,XRAY EQUIP			
LATVIA	733	707	440	IMPORTS	66 957	1 268 503	785 677
LITHUANIA	2 548	2 396	1 489	FRANCE	2 710	40 038	24 620
POLAND	41 413	55 457	34 593	BELGIUM LUX	2 213	2 645	1 638
CZECH REPUB	137 156	207 761	129 134	NETHERLANDS	11 060	252 424	156 467
SLOVAKIA	47 232	64 529	40 000	ITALY	5 596	47 884	29 579
HUNGARY	125 035	185 775	115 015	UNTD KINGDOM	2 822	41 481	25 666
ROMANIA	63 035	99 236	61 584	IRELAND	7	267	164
BULGARIA	6 344	16 340	10 050	DENMARK	1 658	26 255	16 195
ALBANIA	147	61	40	GREECE	4	118	73
UKRAINE	5 505	6 845	4 208	PORTUGAL	6	159	100
BELARUS	818	807	493	SPAIN	648	6 392	3 952
RUSSIA	53 255	48 095	29 124	EU	24 724	417 663	258 454
AZERBAIJAN	369	89	52	NORWAY	452	17 359	10 789
KAZAKHSTAN	174	390	238	SWEDEN	8 759	155 298	96 479
TURKMENISTAN	495	670	435	FINLAND	1 815	25 999	16 140
UZBEKISTAN	5	81	39	SWITZERLAND	1 669	36 310	22 310
KYRGHYZSTAN	81	86	53	AUSTRIA	627	15 207	9 459
SLOVENIA	34 078	26 025	16 311	POLAND	15	446	273
CRDATIA	10 065	7 079	4 370	CZECH REPUB	900	1 859	1 179
BOS HERZEGOV	176	98	65	SLOVAKIA	19	484	297
MACEDONIA	600	343	209	HUNGARY	294	1 658	1 019
MOROCCO	1 252	1 142	701	BULGARIA	14	135	82
ALGERIA	3 309	11 803	7 254	RUSSIA	102	529	327
TUNISIA	27 335	43 241	26 791	GEORGIA	5	240	155
LIBYA	3 617	4 148	2 566	SLOVENIA	5	85	51
EGYPT	44 454	30 996	19 628	CRDATIA	3	135	82
SUDAN	71	271	173	SOUTH AFRICA	6	207	122
NIGER	70	184	110	USA	18 296	391 914	242 687
GUINEA	736	833	537	CANADA	756	5 138	3 214
IVORY COAST	60	83	53	MEXICO	2	123	71
GHANA	992	593	377	BRAZIL	82	825	495
NIGERIA	8 765	9 038	5 429	URUGUAY	2	64	40
BURUNDI	84	63	38	ARGENTINA	2	164	100
ANGOLA	346	182	113	ISRAEL	794	14 555	9 005
ETHIOPIA	479	342	207	SAUDI ARABIA	2	57	35
KENYA	129	122	73	INDIA	6	144	88
UGANDA	168	339	206	MALAYSIA	5	116	74
TANZANIA	1 780	1 266	816	SINGAPORE	15	453	286
MOZAMBIQUE	211	220	133	PHILIPPINES	20	88	52
ZAMBIA	96	87	54	CHINA	701	8 583	5 343
ZIMBABWE	147	307	187	SOUTH KOREA	76	1 377	830
MALAWI	15	122	75	JAPAN	6 610	168 977	104 699
SOUTH AFRICA	8 084	20 354	12 646	TAIWAN	91	899	554
USA	45 531	129 404	79 987	HONG KONG	31	654	414
CANADA	3 788	6 986	4 313	AUSTRALIA	14	410	257
MEXICO	13 873	35 084	21 727	NEW ZEALAND	2	61	37
GUATEMALA	686	405	249	EXPORTS	160 909	3 597 127	2 228 421
EL SALVADOR	389	478	298	FRANCE	8 671	197 374	122 035
NICARAGUA	651	632	396	BELGIUM LUX	2 563	64 347	39 766
COSTA RICA	817	871	540	NETHERLANDS	15 233	241 330	149 378
PANAMA	11	123	71	ITALY	5 162	114 541	70 939
DOMINIC REP	54	60	37	UNTD KINGDOM	7 547	149 890	91 994
JAMAICA	1 645	827	532	IRELAND	419	8 928	5 520
ARUBA	94	50	33	DENMARK	1 046	29 088	18 032
NETH ANTILL	1 161	481	296	GREECE	1 385	18 535	11 413
COLOMBIA	665	1 890	1 190	PORTUGAL	604	16 845	10 380
VENEZUELA	585	1 841	1 153	SPAIN	3 417	67 572	41 651
ECUADOR	40	166	102	EU	46 047	908 450	561 108
PERU	145	364	222	CANARY IS	34	533	320
BRAZIL	7 168	22 411	13 970	ICELAND	55	1 164	711
CHILE	2 221	3 213	1 947	NORWAY	663	16 114	9 929
BOLIVIA	90	72	44	SWEDEN	3 916	91 678	57 038
PARAGUAY	134	661	383	FINLAND	1 103	19 958	12 532
URUGUAY	102	225	141	SWITZERLAND	3 881	86 530	54 099
ARGENTINA	651	1 784	1 109	AUSTRIA	4 812	121 144	74 449
CYPRUS	837	957	583	TURKEY	2 747	67 166	40 432
LEBANON	254	382	234	ESTONIA	394	4 882	3 012
SYRIA	3 712	3 270	2 063	LATVIA	226	1 177	733
IRAQ	767	318	192	LITHUANIA	133	3 005	1 900
IRAN	29 266	19 820	12 161	POLAND	2 145	39 437	24 499
ISRAEL	22 502	21 652	13 462	CZECH REPUB	1 470	41 310	25 551
JORDAN	624	1 168	743	SLOVAKIA	1 440	44 817	28 553
SAUDI ARABIA	6 292	8 453	5 257	HUNGARY	887	21 515	13 424
KUWAIT	7 342	11 849	7 276	ROMANIA	171	7 763	4 868
BAHRAIN	154	276	171	BULGARIA	295	8 931	5 458
QATAR	3 435	1 828	1 175	ALBANIA	43	864	515
ARAB EMIRAT	35 086	20 568	12 402	UKRAINE	2 197	50 266	31 774
OMAN	1 347	1 775	1 129	BELARUS	1 005	23 088	14 589
YEMEN	319	427	269	RUSSIA	10 505	288 162	180 117
AFGHANISTAN	201	93	59	KAZAKHSTAN	173	5 295	3 204
PAKISTAN	2 979	4 242	2 586	UZBEKISTAN	5	839	522
INDIA	16 537	18 730	11 958	KYRGHYZSTAN	3	256	147
BANGLADESH	788	492	302	SLOVENIA	344	8 994	5 561
SRI LANKA	100	208	133	CRDATIA	350	10 386	6 428
MYANMAR	37	107	66	BOS HERZEGOV	24	996	642
THAILAND	9 074	23 919	14 854	SERB MONTNEG	677	6 811	4 125
VIETNAM	266	1 114	687	MACEDONIA	156	4 369	2 743
INDONESIA	6 703	11 449	7 115	MOROCCO	567	11 128	6 936
MALAYSIA	6 017	14 770	9 263	ALGERIA	463	7 100	4 318
SINGAPORE	25 712	41 465	25 548	TUNISIA	378	5 864	3 603
PHILIPPINES	35 389	62 551	38 910	LIBYA	323	5 000	2 948
MONGOLIA	180	417	271	EGYPT	1 287	18 803	11 718
CHINA	19 965	39 733	24 349	SUDAN	29	107	64
NORTH KOREA	105	53	34	GUINEA	35	83	51
SOUTH KOREA	6 313	17 205	10 658	SIERRA LEONE	7	119	72
JAPAN	2 810	22 879	14 313	IVORY COAST	1	137	85
TAIWAN	14 249	24 593	15 343	GHANA	21	1 119	711
HONG KONG	10 071	17 844	11 094	NIGERIA	272	15 370	9 587
MACAO	34	93	59				
AUSTRALIA	7 752	16 533	10 227				
NEW ZEALAND	432	945	598				
NEW CALEDON	11	118	68				

6 IMPORTS AND EXPORTS (SPECIAL TRADE) BY GROUPS OF THE SITC-REV. III AND BY COUNTRIES OF PRODUCTION AND CONSUMPTION 1994

GROUP COUNTRY	DT = 100 KG	1 000 DM	1 000 \$	GROUP COUNTRY	DT = 100 KG	1 000 DM	1 000 \$
CAMEROON	20	389	228	SLOVENIA	261 722	227 215	140 354
ZAIRE	3	173	110	CROATIA	9 723	6 347	3 936
ANGOLA	11	172	109	MACEDONIA	1 544	1 266	774
ETHIOPIA	180	619	378	ALGERIA	293	135	86
SOMALIA	4	55	32	TUNISIA	2 935	1 568	964
KENYA	19	631	392	EGYPT	30	71	44
UGANDA	8	138	88	USA	35 428	103 003	63 802
TANZANIA	9	137	82	CANADA	245	2 632	1 608
MOZAMBIQUE	19	143	88	MEXICO	4 142	5 367	3 355
REUNION	68	172	108	ECUADOR	53	74	48
MAURITIUS	68	1 683	1 001	BRAZIL	428	629	383
ZIMBABWE	33	1 014	606	IRAN	69	53	33
SOUTH AFRICA	1 296	35 022	21 538	ISRAEL	1 203	5 236	3 280
USA	36 480	819 431	508 284	THAILAND	42 975	41 882	25 685
CANADA	1 956	39 624	24 503	INDONESIA	13	75	48
MEXICO	1 623	33 998	20 950	MALAYSIA	13 072	20 234	12 738
GUATEMALA	12	317	188	SINGAPORE	13 385	24 370	15 075
EL SALVADOR	8	560	341	PHILIPPINES	24	106	64
COSTA RICA	33	890	557	CHINA	296 680	372 494	230 554
PANAMA	76	1 045	671	SOUTH KOREA	76 136	85 226	51 763
CUBA	15	1 109	672	JAPAN	12 856	70 780	43 756
JAMAICA	17	338	211	TAIWAN	7 501	12 431	7 655
BARBADOS	6	148	96	HONG KONG	7 783	14 575	8 995
COLOMBIA	599	13 883	8 514	AUSTRALIA	161	136	81
VENEZUELA	183	6 735	4 330	NEW ZEALAND	4	59	34
ECUADOR	188	2 417	1 521	EXPORTS	4 306 134	6 577 341	4 071 293
PERU	11	374	228	FRANCE	602 427	805 417	499 627
BRAZIL	1 657	51 613	32 304	BELGIUM LUX	324 103	437 547	271 097
CHILE	163	3 298	2 056	NETHERLANDS	596 419	809 042	499 770
BOLIVIA	42	144	88	ITALY	199 209	323 878	199 863
PARAGUAY	28	390	632	UNITD KINGDOM	331 281	415 064	255 958
URUGUAY	11	301	186	IRELAND	7 316	20 447	12 654
ARGENTINA	586	18 639	11 204	DENMARK	187 128	265 100	163 789
CYPRUS	8	555	338	GREECE	116 808	161 087	99 465
LEBANON	272	7 723	4 736	PORTUGAL	53 165	66 273	41 022
SYRIA	384	3 333	2 096	SPAIN	229 005	298 326	184 596
IRAQ	33	264	169	EU	2 646 861	3 602 181	2 227 841
IRAN	702	12 372	7 365	CANARY IS	6 575	7 483	4 585
ISRAEL	515	8 719	5 351	ICELAND	3 977	5 846	3 647
JORDAN	287	7 615	4 657	NORWAY	61 673	78 319	48 772
SAUDI ARABIA	776	18 560	11 291	SWEDEN	173 473	211 310	130 507
KUWAIT	241	6 392	3 909	FINLAND	33 752	48 495	30 010
BAHRAIN	11	521	316	SWITZERLAND	258 004	451 738	279 469
QATAR	128	3 153	2 009	AUSTRIA	416 555	597 958	370 737
ARAB EMIRAT	213	6 410	3 944	FAEROE IS	69	119	73
OMAN	61	1 318	808	ANDORRA	256	732	447
YEMEN	40	506	314	MALTA	2 191	3 453	2 124
AFGHANISTAN	19	98	57	SAN MARINO	68	326	210
PAKISTAN	409	10 692	6 728	TURKEY	59 188	68 508	42 061
INDIA	2 827	51 397	31 987	ESTONIA	5 330	5 501	3 435
BANGLADESH	32	669	419	LATVIA	1 744	3 268	2 055
SRI LANKA	58	763	489	LITHUANIA	3 447	6 219	3 868
BHUTAN	6	65	42	POLAND	40 645	73 970	46 115
MYANMAR	6	107	68	CZECH REPUB	46 009	80 762	50 337
THAILAND	1 095	26 196	16 483	SLOVAKIA	4 374	8 240	5 125
VIETNAM	62	742	452	HUNGARY	21 483	36 112	22 583
INDONESIA	698	10 561	6 675	ROMANIA	2 909	4 155	2 576
MALAYSIA	400	6 685	4 155	BULGARIA	7 995	10 131	6 244
BRUNEI	33	943	570	ALBANIA	54	108	63
SINGAPORE	506	12 154	7 342	UKRAINE	4 123	9 244	5 687
PHILIPPINES	149	2 781	1 674	BELARUS	945	1 567	973
CHINA	3 463	87 562	54 233	MOLDOVA	210	266	162
NORTH KOREA	10	604	381	RUSSIA	52 959	101 407	62 742
SOUTH KOREA	2 954	65 099	40 708	GEORGIA	281	209	128
JAPAN	5 900	173 138	106 226	AZERBAIJAN	42	128	80
TAIWAN	825	19 417	12 083	KAZAKHSTAN	770	1 406	874
HONG KONG	1 312	21 907	13 743	TURKMENISTAN	184	164	97
AUSTRALIA	1 510	35 895	22 029	UZBEKISTAN	66	178	108
NEW ZEALAND	133	3 989	2 402	KYRGHZYSTAN	175	184	118
NEW CALEDON	5	116	74	SLOVENIA	15 927	38 331	23 618
FR POLYNESIA	5	155	98	CROATIA	26 902	34 297	21 349
UNID COUNTR	9	191	114	BOS HERZEGOV	778	634	402
775 DOM.ELEC, NON-ELEC. EQUIPT				MACEDONIA	1 140	2 484	1 543
IMPORTS	4 409 311	5 067 930	3 144 080	MOROCCO	531	871	549
FRANCE	592 927	833 218	519 614	ALGERIA	49	181	109
BELGIUM LUX	8 188	17 482	10 857	TUNISIA	266	546	327
NETHERLANDS	72 268	138 323	85 952	LIBYA	601	1 251	760
ITALY	1 550 184	1 452 790	901 187	EGYPT	2 293	6 824	4 185
UNITD KINGDOM	169 327	246 258	153 289	MAURITANIA	70	143	83
IRELAND	52 681	123 200	76 425	SENEGAL	583	324	207
DENMARK	136 159	105 649	65 879	GAMBIA	77	51	32
GREECE	4 650	4 463	2 750	GUINEA	331	136	85
PORTUGAL	11 515	17 292	10 656	IVORY COAST	236	326	196
SPAIN	255 133	252 104	156 125	GHANA	846	297	175
EU	2 853 032	3 190 779	1 982 734	NIGERIA	2 484	1 321	809
NORWAY	2 563	4 037	2 520	CENT AFR REP	22	54	35
SWEDEN	57 878	79 950	49 324	GABON	53	73	47
FINLAND	16 626	21 825	13 488	ETHIOPIA	36	148	93
SWITZERLAND	61 614	170 464	105 435	KENYA	326	482	303
AUSTRIA	265 450	359 662	222 893	UGANDA	52	126	77
MALTA	939	6 370	3 965	TANZANIA	244	157	98
TURKEY	26 777	17 457	10 934	SEYCHELLES	41	103	66
LATVIA	346	110	64	MADAGASCAR	50	145	94
LITHUANIA	20 274	7 267	4 608	REUNION	209	395	240
POLAND	92 524	64 203	39 827	MAURITIUS	137	361	226
CZECH REPUB	55 664	48 122	29 781	ZAMBIA	77	66	40
SLOVAKIA	41 151	20 764	12 884	ZIMBABWE	194	259	151
HUNGARY	114 922	76 388	47 705	SOUTH AFRICA	28 026	31 152	19 445
ROMANIA	1 847	443	279	USA	132 790	324 586	200 752
BULGARIA	4 731	1 853	1 152	CANADA	9 693	35 140	21 993
ALBANIA	19	69	43	MEXICO	5 066	11 710	7 260
BELARUS	2 171	777	469	GUATEMALA	34	49	33
RUSSIA	2 275	1 217	737	BELIZE	3	50	30
				EL SALVADOR	31	91	57

6 IMPORTS AND EXPORTS (SPECIAL TRADE) BY GROUPS OF THE SITC-REV. III AND BY COUNTRIES OF PRODUCTION AND CONSUMPTION 1994

GROUP COUNTRY	DT = 100 KG	1 000 DM	1 000 \$	GROUP COUNTRY	DT = 100 KG	1 000 DM	1 000 \$
COSTA RICA	151	603	384	MALAYSIA	8 794	526 990	326 049
CUBA	7	81	52	SINGAPORE	5 659	494 436	301 993
DOMINIC REP	35	94	54	PHILIPPINES	6 722	297 291	184 053
GUADELOUPE	57	182	117	CHINA	5 726	28 676	17 773
BRIT VIRG IS	194	246	159	NORTH KOREA	3	223	142
MARTINIQUE	115	421	258	SOUTH KOREA	10 093	722 371	449 834
TRINIDAD TOB	16	71	43	JAPAN	49 509	2 429 271	1 504 703
NETH ANTILL	85	315	185	TAIWAN	12 212	524 536	325 199
COLOMBIA	825	1 466	907	HONG KONG	1 360	121 959	75 894
VENEZUELA	206	469	280	MACAO		105	67
FRENCH GUIAN	17	68	42	AUSTRALIA	229	2 471	1 545
ECUADOR	89	385	232	NEW ZEALAND	15	170	101
PERU	103	299	191	UNID COUNTR	4	486	279
BRAZIL	1 681	4 002	2 504				
CHILE	3 038	7 295	4 509	EXPORTS	929 788	9 596 096	5 943 023
BOLIVIA	159	274	163	FRANCE	120 344	1 032 911	636 937
PARAGUAY	203	339	210	BELGIUM LUX	105 824	351 992	217 811
URUGUAY	559	1 075	662	NETHERLANDS	39 262	571 312	355 679
ARGENTINA	2 043	4 555	2 810	ITALY	83 657	1 677 386	1 036 422
CYPRUS	7 287	11 752	7 281	UNTD KINGDOM	123 671	1 021 354	634 580
LEBANON	3 921	7 329	4 499	IRELAND	12	102 956	63 566
SYRIA	901	2 181	1 365	DENMARK	12 332	80 745	50 373
IRAN	8 230	8 399	5 047	GREECE	649	25 540	16 006
ISRAEL	40 887	50 067	30 954	PORTUGAL	2 519	96 329	59 661
JORDAN	586	1 025	635	SPAIN	31 193	212 161	131 448
SAUDI ARABIA	10 200	25 896	16 024	EU	520 111	5 172 686	3 202 483
KUWAIT	1 925	5 657	3 506	ICELAND	1	84	51
BAHRAIN	536	1 337	821	NORWAY	155	16 752	10 369
QATAR	395	1 244	762	SWEDEN	1 207	92 809	58 078
ARAB EMIRAT	11 113	31 033	19 011	FINLAND	30 145	88 263	54 710
OMAN	455	1 822	1 120	SWITZERLAND	2 997	192 420	119 432
PAKISTAN	495	1 156	709	AUSTRIA	25 722	285 406	175 828
INDIA	577	1 509	951	MALTA	41	29 463	18 245
SRI LANKA	87	283	172	TURKEY	92 151	127 118	77 741
NEPAL	117	377	235	ESTONIA	120	193	118
THAILAND	5 121	13 518	8 412	LATVIA	5	628	383
VIETNAM	147	382	233	LITHUANIA	26	1 340	812
INDONESIA	967	3 341	2 058	POLAND	43 864	104 854	65 169
MALAYSIA	2 147	4 861	3 026	CZECH REPUB	9 681	58 674	36 307
SINGAPORE	6 660	16 982	10 509	SLOVAKIA	4 234	14 338	8 759
PHILIPPINES	787	1 001	619	HUNGARY	16 891	53 194	33 173
MONGOLIA	62	108	68	ROMANIA	12 234	12 521	7 668
CHINA	4 821	5 345	3 364	BULGARIA	1 076	4 112	2 535
NORTH KOREA	24	118	72	UKRAINE	2 326	3 090	1 887
SOUTH KOREA	26 483	45 721	28 512	BELARUS	5 768	5 699	3 509
JAPAN	24 734	289 044	179 536	MOLDOVA	927	852	548
TAIWAN	6 885	13 215	8 168	RUSSIA	13 590	19 062	11 513
HONG KONG	13 700	37 025	22 970	UZBEKISTAN		89	57
MACAO	145	216	132	SLOVENIA	16 916	27 631	17 162
AUSTRALIA	22 231	45 498	28 359	CROATIA	100	3 606	2 208
NEW ZEALAND	5 540	11 414	7 046	MACEDONIA	21	798	498
NEW CALEDON	98	148	94	MOROCCO	7 18	12 614	7 834
FR POLYNESIA	75	101	65	ALGERIA	7 512	10 710	6 724
SHIPS SUPPL	2	122	78	TUNISIA	1 139	4 072	2 514
UNID COUNTR	936	2 271	1 356	LIBYA	8	803	478
				EGYPT	29	1 031	632
776 TRANSISTORS, VALVES, ETC.				MAURITANIA	18	84	49
IMPORTS	718 107	11 665 331	7 245 466	NIGER	1	79	51
FRANCE	112 544	858 156	532 533	IVORY COAST	6	66	39
BELGIUM LUX	16 274	104 442	63 974	GHANA	3	170	106
NETHERLANDS	22 178	250 815	156 042	BENIN		59	34
ITALY	226 017	317 998	204 801	NIGERIA	4	105	63
UNTD KINGDOM	127 567	1 222 341	758 653	ETHIOPIA	63	302	176
IRELAND	203	38 842	24 023	ERITREA	15	130	82
DENMARK	401	9 119	5 694	KENYA	1	95	61
GREECE	8	946	581	TANZANIA	29	101	65
PORTUGAL	3 642	8 035	5 090	MOZAMBIQUE	1	65	40
SPAIN	1 497	9 469	5 837	ZIMBABWE		74	46
EU	510 331	2 820 163	1 757 228	MALAWI		187	113
NORWAY	20	5 170	3 185	SOUTH AFRICA	2 823	31 557	19 639
SWEDEN	417	13 981	8 650	USA	47 757	836 165	519 067
FINLAND	342	23 564	14 782	CANADA	67	10 710	6 574
SWITZERLAND	1 028	65 064	40 415	MEXICO	600	13 086	8 135
AUSTRIA	10 475	574 209	354 258	CUBA	1	57	35
MALTA	19	1 691	1 074	DOMINIC REP	11	58	34
TURKEY	325	1 023	634	COLOMBIA	8	720	441
LATVIA	16	180	109	VENEZUELA	53	2 485	1 528
LITHUANIA	2 788	2 172	1 288	ECUADOR	3	202	119
POLAND	34 143	36 295	22 355	PERU	2	106	65
CZECH REPUB	20 226	25 498	15 954	BRAZIL	1 243	27 151	16 857
SLOVAKIA	609	2 718	1 686	CHILE	50	380	234
HUNGARY	219	5 981	3 720	URUGUAY		75	46
ROMANIA	24	164	102	ARGENTINA	1 584	6 218	3 855
BULGARIA	96	1 038	653	CYPRUS		85	44
UKRAINE	68	485	292	LEBANON	35	902	553
BELARUS	132	778	480	SYRIA	36	988	606
RUSSIA	832	7 155	4 466	IRAN	3 256	6 486	4 043
SLOVENIA	761	5 086	3 177	ISRAEL	5 211	49 161	30 597
CROATIA	124	275	175	JORDAN	23	238	143
MOROCCO	2	139	87	SAUDI ARABIA	3	1 053	637
EGYPT	8	54	33	KUWAIT	1	248	157
ZAIRE		747	477	BAHRAIN	1	325	193
SOUTH AFRICA	1	157	95	ARAB EMIRAT	43	1 316	843
USA	30 932	2 690 490	1 672 641	OMAN	3	159	99
CANADA	241	46 983	28 955	YEMEN		71	41
MEXICO	63	9 327	5 828	PAKISTAN	27	846	517
COLOMBIA	14	76	48	INDIA	1 001	15 259	9 367
BRAZIL	490	6 251	3 859	SRI LANKA	2	531	330
ISRAEL	206	10 037	6 143	THAILAND	449	66 507	41 240
INDIA	178	1 528	956	VIETNAM	2	117	72
BANGLADESH		232	143	INDONESIA	79	1 988	1 238
SRI LANKA		131	83	MALAYSIA	13 464	556 524	345 420
THAILAND	2 446	160 565	99 465	SINGAPORE	10 338	503 790	312 394
INDONESIA	122	6 595	4 127	PHILIPPINES	5 541	198 244	122 405
				MONGOLIA		83	53

6 IMPORTS AND EXPORTS (SPECIAL TRADE) BY GROUPS OF THE SITC-REV. III AND BY COUNTRIES OF PRODUCTION AND CONSUMPTION 1994

GROUP COUNTRY	DT = 100 KG	1 000 DM	1 000 \$	GROUP COUNTRY	DT = 100 KG	1 000 DM	1 000 \$
CHINA	312	17 906	11 092	NORWAY	90 292	163 008	101 208
NORTH KOREA	1	125	76	SWEDEN	316 131	528 888	327 125
SOUTH KOREA	8 997	235 893	146 460	FINLAND	35 786	198 358	123 305
JAPAN	975	115 723	71 531	SWITZERLAND	155 009	634 204	392 108
TAIWAN	7 259	348 966	215 272	AUSTRIA	169 802	618 484	382 462
HONG KONG	9 091	178 181	110 788	ANDORRA	145	315	195
AUSTRALIA	244	16 459	10 299	GIBRALTAR	165	141	85
NEW ZEALAND	1	262	157	MALTA	1 114	4 726	2 912
FIJI		131	81	TURKEY	84 487	107 836	65 766
UNID COUNTR	24	1 253	769	ESTONIA	1 523	2 591	1 607
				LATVIA	3 553	6 841	4 265
778 ELECTRIC.MACH.APPART.NES				LITHUANIA	1 720	4 980	3 044
IMPORTS	3 447 816	10 713 707	6 646 149	POLAND	73 941	144 667	89 863
FRANCE	446 314	627 767	388 623	CZECH REPUBUL	79 519	215 727	133 675
BELGIUM LUX	194 793	338 385	209 612	SLOVAKIA	10 208	26 090	16 256
NETHERLANDS	336 962	345 385	213 208	HUNGARY	38 180	95 827	59 288
ITALY	326 460	613 282	379 024	ROMANIA	9 724	18 256	11 294
UNTD KINGDOM	264 625	805 514	500 258	BULGARIA	11 269	15 779	9 726
IRELAND	9 129	92 536	57 691	ALBANIA	2 143	1 051	631
DENMARK	34 192	51 132	31 753	UKRAINE	4 502	7 391	4 499
GREECE	2 257	3 088	1 855	BELARUS	2 972	5 020	3 121
PORTUGAL	64 098	61 723	38 099	MOLDOVA	16 104	7 561	4 780
SPAIN	290 294	484 622	299 788	RUSSIA	138 027	84 023	51 955
EU	1 969 124	3 423 434	2 119 911	GEORGIA	37	80	51
ICELAND		70	42	ARMENIA	513	993	602
NORWAY	8 746	11 142	6 883	AZERBAIJAN	10	165	102
SWEDEN	32 411	102 559	63 131	KAZAKHSTAN	356	1 862	1 126
FINLAND	6 070	59 923	37 237	TURKMENISTAN	60	482	293
SWITZERLAND	143 920	725 454	449 965	UZBEKISTAN	5 088	2 745	1 799
AUSTRIA	195 247	323 050	200 206	TADJKISTAN	44 482	2 491	1 601
MALTA	198	845	539	KYRGHZYSTAN	24	68	40
TURKEY	3 322	8 908	5 501	SLOVENIA	18 773	42 536	26 365
LATVIA	9 588	7 832	4 794	CROATIA	7 373	17 984	11 075
LITHUANIA	236	251	158	BOS HERZEGOV	65	227	144
POLAND	68 640	59 825	37 216	MACEDONIA	2 409	2 396	1 477
CZECH REPUBUL	46 014	100 897	62 438	MOROCCO	2 573	8 103	4 980
SLOVAKIA	3 515	3 897	2 428	ALGERIA	3 408	7 967	4 942
HUNGARY	33 645	84 149	52 072	TUNISIA	2 087	11 231	6 896
ROMANIA	8 544	8 535	5 271	LIBYA	7 031	10 125	6 324
BULGARIA	12 243	19 739	12 437	EGYPT	61 220	51 975	32 083
ALBANIA	2	91	52	SUDAN	158	382	229
UKRAINE	20 476	5 907	3 708	MAURITANIA	779	557	337
BELARUS	416	3 506	2 122	BURKINA FASO	1	52	31
RUSSIA	68 527	16 852	10 514	NIGER	53	158	102
KYRGHZYSTAN	578	463	284	CAPE VERDE	210	178	110
SLOVENIA	37 837	72 824	45 187	SENEGAL	181	321	183
CROATIA	406	642	402	GAMBIA	433	304	187
MACEDONIA	253	117	71	GUIN BISSAU	197	119	73
MOROCCO	3	116	69	GUINEA	12	142	86
TUNISIA	4 600	4 224	2 605	SIERRA LEONE	1 029	561	344
EGYPT	1	54	34	IVORY COAST	318	1 109	689
NIGERIA	1	61	34	GHANA	1 877	1 755	1 094
TANZANIA		100	66	TOGO	99	103	61
ZIMBABWE		92	56	BENIN	142	1 134	718
SOUTH AFRICA	2 160	9 814	5 972	NIGERIA	5 710	8 312	5 075
USA	102 583	864 140	535 773	CAMEROON	1 013	937	578
CANADA	3 294	27 238	16 906	CENT AFR REP	39	82	53
MEXICO	1 898	11 318	7 082	GABON	77	275	165
EL SALVADOR	1	104	62	CONGO	169	216	127
DOMINIC REP	52	207	129	ZAIRE	775	1 024	635
BRAZIL	10 437	21 613	13 213	RWANDA	57	95	53
ARGENTINA	19	70	43	BURUNDI	224	240	146
SYRIA	48	138	82	ANGOLA	136	246	147
IRAN	107	300	184	ETHIOPIA	501	1 256	764
ISRAEL	2 919	27 976	17 421	ERITREA	13	51	34
SAUDI ARABIA	9	96	55	DJIBOUTI	2	59	37
KUWAIT	2	185	111	KENYA	188	851	511
QATAR		78	46	UGANDA	243	534	321
ARAB EMIRAT	5	356	219	TANZANIA	290	908	543
OMAN		52	31	SEYHELLES	74	70	42
INDIA	9 136	12 652	7 800	MOZAMBIQUE	112	435	271
BANGLADESH	32	225	138	MADAGASCAR	145	468	289
SRI LANKA	1 961	27 976	17 499	REUNION	173	751	462
THAILAND	11 418	54 276	33 976	MAURITIUS	146	809	495
INDONESIA	57 099	17 374	10 846	ZAMBIA	303	897	554
MALAYSIA	7 897	142 834	88 530	ZIMBABWE	605	2 189	1 343
SINGAPORE	15 153	218 536	136 936	MALAWI	20	104	64
PHILIPPINES	1 147	26 019	16 292	SOUTH AFRICA	39 925	106 290	65 830
CHINA	217 481	339 953	210 790	NAMIBIA	212	300	184
NORTH KOREA	9	72	42	BOTSWANA	45	167	106
SOUTH KOREA	41 098	1 720 266	1 069 468	USA	235 542	873 718	539 066
JAPAN	206 139	1 802 733	1 119 196	CANADA	61 197	101 484	62 694
TAIWAN	66 155	231 436	143 798	MEXICO	44 423	104 799	64 855
HONG KONG	13 350	86 866	53 607	GUATEMALA	842	2 857	1 747
MACAO	248	429	266	HONDURAS	65	236	148
AUSTRALIA	871	20 260	12 640	EL SALVADOR	72	679	409
NEW ZEALAND	449	2 067	1 262	NICARAGUA	8	63	34
EXPORTS	4 967 487	13 439 444	8 315 134	COSTA RICA	269	1 746	1 078
FRANCE	531 896	1 794 617	1 111 426	PANAMA	103	408	251
BELGIUM LUX	379 132	746 616	462 424	CUBA	1 104	881	539
NETHERLANDS	354 603	728 905	450 252	DOMINIC REP	209	233	137
ITALY	369 527	1 205 814	746 506	GUADELOUPE	88	380	231
UNTD KINGDOM	414 229	1 767 731	1 096 125	MARTINIQUE	318	581	339
IRELAND	7 395	226 840	141 069	JAMAICA	11	73	44
DENMARK	85 166	247 033	152 660	BARBADOS	19	110	67
GREECE	35 454	83 205	51 437	TRINIDAD TOB	774	502	315
PORTUGAL	31 972	110 550	68 410	NETH ANTILL	29	152	90
SPAIN	266 517	563 850	348 645	COLOMBIA	6 736	14 783	9 200
EU	2 475 891	7 475 161	4 628 954	VENEZUELA	32 762	17 172	10 702
CANARY IS	2 501	5 243	3 236	SURINAME	14	54	32
CEUTA MEL	892	947	577	FRENCH GUIAN	54	73	43
ICELAND	6 790	7 299	4 474	ECUADOR	3 104	9 603	5 891
				PERU	2 616	6 287	3 876
				BRAZIL	39 252	95 955	59 534
				CHILE	4 360	12 940	7 964
				BOLIVIA	88	758	462

6 IMPORTS AND EXPORTS (SPECIAL TRADE) BY GROUPS OF THE SITC-REV. III AND BY COUNTRIES OF PRODUCTION AND CONSUMPTION 1994

GROUP COUNTRY	DT = 100 KG	1 000 DM	1 000 \$	GROUP COUNTRY	DT = 100 KG	1 000 DM	1 000 \$
PARAGUAY	654	1 854	1 154	INDIA	2 933	2 909	1 822
URUGUAY	477	1 592	985	THAILAND	188	268	170
ARGENTINA	14 351	65 848	40 633	MALAYSIA	162	645	410
CYPRUS	2 057	4 213	2 596	SINGAPORE	59	142	89
LEBANON	7 564	9 437	5 814	CHINA	248	301	187
SYRIA	5 244	6 977	4 289	NORTH KOREA	114	218	130
IRAN	15 567	27 878	17 032	SOUTH KOREA	472 774	558 801	342 823
ISRAEL	24 073	71 689	44 320	JAPAN	3 163 120	5 363 235	3 317 535
JORDAN	8 456	6 017	3 675	TAIWAN	1 294	1 901	1 171
SAUDI ARABIA	25 856	44 390	27 233	HONG KONG	218	715	425
KUWAIT	6 624	12 459	7 680	AUSTRALIA	17 219	34 457	21 154
BAHRAIN	5 319	4 699	2 916	NEW ZEALAND	92	94	56
QATAR	3 746	3 797	2 274	AM OCEANIA	35	94	60
ARAB EMIRAT	12 172	31 432	19 361	POLAR REG	100	500	318
OMAN	1 769	6 266	3 865	EXPORTS	29 554 173	68 178 445	42 226 020
YEMEN	1 405	791	484	FRANCE	2 412 647	5 371 526	3 342 988
AFGHANISTAN	1 494	572	362	BELGIUM LUX	4 628 698	7 199 059	4 457 109
PAKISTAN	4 104	8 899	5 472	NETHERLANDS	1 159 339	2 110 656	1 304 989
INDIA	25 875	32 164	19 972	ITALY	3 554 746	7 401 950	4 568 697
BANGLADESH	125	969	577	UNT D KINGDOM	2 764 876	6 953 830	4 298 298
SRI LANKA	800	2 630	1 603	IRELAND	121 540	233 950	141 652
NEPAL	27	355	218	DENMARK	486 235	767 772	476 462
MYANMAR	6 164	10 890	6 608	GREECE	159 406	332 384	204 479
THAILAND	23 356	62 521	38 770	PORTUGAL	212 612	457 252	283 524
VIETNAM	856	2 412	1 485	SPAIN	1 023 966	2 197 512	1 360 077
INDONESIA	29 334	34 336	21 154	EU	16 524 065	33 025 891	20 438 275
MALAYSIA	35 089	67 576	41 959	CANARY IS	18 912	36 432	22 679
BRUNEI	60	431	274	CEUTA MEL	2 797	7 349	4 573
SINGAPORE	22 750	84 905	52 458	ICELAND	9 176	13 437	8 350
PHILIPPINES	9 414	21 188	13 155	NORWAY	456 679	749 760	467 141
MONGOLIA	57	116	70	SWEDEN	634 169	1 172 507	727 130
CHINA	30 498	105 014	64 561	FINLAND	322 518	433 632	269 468
NORTH KOREA	276	993	603	SWITZERLAND	1 057 341	2 754 126	1 703 298
SOUTH KOREA	46 456	109 115	67 743	AUSTRIA	1 317 371	2 949 487	1 822 149
JAPAN	40 498	259 337	159 424	FAERUE IS	20	67	38
TAIWAN	51 230	112 886	69 705	ANDORRA	2 538	9 036	5 619
HONG KONG	44 791	145 176	89 682	GIBRALTAR	2 385	9 153	5 684
MACAO	80	407	268	VATICAN CITY	25	79	48
AUSTRALIA	67 023	129 762	80 406	MALTA	8 250	19 971	12 335
PAPUA NEW G	22	78	49	TURKEY	109 951	252 981	154 929
NEW ZEALAND	10 989	15 298	9 521	ESTONIA	45 617	42 998	26 913
NEW CALEDON	65	423	256	LATVIA	61 312	62 060	38 515
FR POLYNESIA	1 950	1 364	839	LITHUANIA	60 817	57 468	35 452
SHIPS SUPPL	8	64	39	POLAND	303 193	324 652	199 165
UNID COUNTR	808	6 870	4 132	CZECH REPUB	271 168	412 244	256 648
781 PASS.MOTOR VEHCLS.EX.BUS				SLOVAKIA	25 007	41 516	25 708
IMPORTS	17 204 796	29 587 392	18 276 364	HUNGARY	308 544	426 036	264 910
FRANCE	2 859 545	4 872 355	3 003 500	ROMANIA	31 141	52 635	32 860
BELGIUM LUX	4 395 788	7 731 363	4 763 624	BULGARIA	38 630	69 635	42 927
NETHERLANDS	128 854	262 428	162 271	ALBANIA	2 694	2 043	1 256
ITALY	1 251 745	2 236 765	1 387 307	UKRAINE	58 067	85 151	53 102
UNT D KINGDOM	1 250 146	2 445 296	1 519 671	BELARUS	46 150	40 643	25 559
IRELAND	2 112	3 058	1 888	MOLDOVA	2 397	2 881	1 802
DENMARK	30 199	59 817	36 669	RUSSIA	269 548	773 087	475 131
GREECE	1 865	4 307	2 779	GEORGIA	1 633	3 788	2 353
PORTUGAL	39 336	51 806	32 240	ARMENIA	348	526	327
SPAIN	1 866 489	3 268 523	2 027 144	AZERBAIJAN	1 470	3 756	2 366
EU	11 826 079	20 935 718	12 937 093	KAZAKHSTAN	14 016	26 412	16 236
CANARY IS	4 384	5 950	3 801	TURKMENISTAN	880	3 902	2 516
ICELAND	13	48	31	UZBEKISTAN	4 552	10 893	6 784
NORWAY	452	1 075	659	TADJIKISTAN	315	468	290
SWEDEN	143 269	361 010	223 191	KYRGHYZSTAN	2 046	4 993	3 188
FINLAND	59 243	107 569	66 837	SLOVENIA	116 373	197 926	122 821
SWITZERLAND	13 311	19 290	11 848	CROATIA	80 867	129 224	80 927
AUSTRIA	118 113	302 795	188 177	BOS HERZEGOV	3 824	4 236	2 672
GIBRALTAR	1 060	2 095	1 320	SERB MONTNEG	69	149	87
MALTA	52	229	144	MACEDONIA	17 191	33 365	20 835
TURKEY	358	601	364	MOROCCO	12 874	40 712	25 419
ESTONIA	156	249	156	ALGERIA	8 886	18 392	11 242
LATVIA	317	573	363	TUNISIA	17 512	35 679	22 048
LITHUANIA	249	202	122	LIBYA	13 507	20 756	12 786
POLAND	170 705	194 164	119 707	EGYPT	39 962	115 313	71 109
CZECH REPUB	116 408	132 809	81 154	SUDAN	3 108	19 335	11 920
SLOVAKIA	20 926	48 657	28 959	MAURITANIA	511	972	592
HUNGARY	8 959	13 940	8 904	MALI	615	629	399
ROMANIA	786	804	477	BURKINA FASO	601	2 440	1 487
BULGARIA	413	1 645	1 013	NIGER	2 482	576	351
UKRAINE	1 011	1 059	666	CHAD	35	56	34
BELARUS	109	364	221	CAPE VERDE	30	91	57
RUSSIA	330 999	163 883	101 867	SENEGAL	505	950	588
SLOVENIA	292	425	265	GAMBIA	1 283	1 041	631
CROATIA	255	281	167	GUIN BISSAU	82	270	168
BOS HERZEGOV	607	277	165	GUINEA	1 810	1 438	893
ALGERIA	36	50	30	SIERRA LEONE	1 221	864	542
EGYPT	110	231	143	LIBERIA	1 525	201	123
SIERRA LEONE	28	65	39	IVORY COAST	1 455	4 108	2 556
IVORY COAST	14	50	31	GHANA	10 380	14 493	9 127
NIGERIA	142	861	495	TOGO	4 993	3 351	2 069
SOUTH AFRICA	224	213	131	BENIN	26 267	8 230	5 042
USA	621 079	1 158 837	709 006	NIGERIA	49 794	36 157	22 242
CANADA	87 969	141 463	86 614	CAMEROON	2 695	2 799	1 758
MEXICO	1 922	3 318	2 078	CENT AFR REP	34	99	63
GUADELOUPE	57	181	114	GABON	135	562	338
NETH ANTILL	15	62	39	CONGO	122	318	204
BRAZIL	14 729	19 771	12 208	ZAIRE	2 375	6 007	3 705
ARGENTINA	147	98	62	RWANDA	29	73	45
CYPRUS	248	429	271	BURUNDI	863	4 257	2 896
LEBANON	113	106	64	ANGOLA	2 144	6 569	4 023
ISRAEL	98	101	61	ETHIOPIA	2 867	3 862	2 391
JORDAN	28	600	355	ERITREA	545	416	255
SAUDI ARABIA	58	122	75	DJIBOUTI	186	757	470
ARAB EMIRAT	149	389	239	KENYA	7 806	33 156	20 786
OMAN	35	53	34	UGANDA	420	1 956	830
				TANZANIA	920	3 403	2 173

6 IMPORTS AND EXPORTS (SPECIAL TRADE) BY GROUPS OF THE SITC-REV. III AND BY COUNTRIES OF PRODUCTION AND CONSUMPTION 1994

GROUP COUNTRY	DT = 100 KG	1 000 DM	1 000 \$	GROUP COUNTRY	DT = 100 KG	1 000 DM	1 000 \$
SEYCHELLES	408	1 692	1 001	EU	1 955 479	2 829 693	1 755 146
MOZAMBIQUE	497	1 536	945	CANARY IS	31	53	33
MADAGASCAR	954	1 709	1 050	NORWAY	9 448	11 509	7 131
REUNION	7 808	17 836	11 099	SWEDEN	128 655	175 687	108 836
MAURITIUS	3 326	9 132	5 639	FINLAND	9 204	14 634	8 969
ZAMBIA	667	2 686	1 633	SWITZERLAND	96 441	286 013	178 250
ZIMBABWE	1 667	6 515	4 071	AUSTRIA	322 136	510 392	313 246
MALAWI	1 535	8 356	5 108	TURKEY	470	535	341
SOUTH AFRICA	15 795	54 866	34 573	LITHUANIA	206	129	78
NAMIBIA	288	750	454	POLAND	27 721	36 310	22 841
BOTSWANA	39	88	54	CZECH REPUBL	61 123	24 817	15 294
USA	3 037 700	10 150 989	6 279 225	SLOVAKIA	4 648	1 373	851
CANADA	201 574	605 002	372 509	HUNGARY	1 526	856	530
MEXICO	10 475	75 095	46 453	ROMANIA	309	811	518
BERMUDA	31	83	53	UKRAINE	7 341	6 213	3 954
GUATEMALA	1 119	3 030	1 872	BELARUS	245	102	63
HONDURAS	495	1 975	1 224	RUSSIA	3 649	1 806	1 133
EL SALVADOR	2 212	7 358	4 586	SLOVENIA	4 729	5 563	3 414
NICARAGUA	32	122	78	CROATIA	203	152	89
COSTA RICA	4 590	10 119	6 241	MACEDONIA	118	50	33
PANAMA	8 588	26 285	16 234	USA	12 129	13 492	8 455
CUBA	449	598	361	CANADA	682	575	367
HAITI	51	109	67	BRAZIL	63 884	73 814	45 753
BAHAMAS	285	512	319	IRAN	550	400	254
DOMINIC REP	3 270	10 137	6 286	ISRAEL	285	392	251
GUADELOUPE	8 770	21 984	13 637	THAILAND	45 129	55 864	34 570
MARTINIQUE	6 707	15 065	9 426	NORTH KOREA	97	57	33
CAYMAN IS	46	158	102	SOUTH KOREA	35 108	31 876	19 792
JAMAICA	861	3 344	2 053	JAPAN	189 278	230 500	141 802
ST LUCIA	303	1 269	782	AUSTRALIA	4 057	4 991	3 163
BARBADOS	1 594	7 176	4 474	EXPORTS	6 216 146	7 530 105	4 660 937
TRINIDAD TOB	758	3 213	2 004	FRANCE	558 723	1 062 289	659 103
ARUBA	77	322	197	BELGIUM LUX	265 103	294 570	182 895
NETH ANTILL	982	3 325	2 042	NETHERLANDS	449 469	478 255	295 855
COLOMBIA	6 850	22 408	13 847	ITALY	397 626	566 265	351 564
VENEZUELA	4 365	17 913	10 765	UNTD KINGDOM	638 784	984 609	610 591
GUYANA	19	97	56	IRELAND	23 881	34 605	21 506
FRENCH GUIAN	487	1 309	815	DENMARK	136 996	207 471	128 955
ECUADOR	3 027	9 632	5 904	GREECE	156 512	89 561	55 095
PERU	5 800	17 004	10 529	PORTUGAL	32 841	42 275	26 137
BRAZIL	141 829	333 413	207 459	SPAIN	136 988	175 434	109 567
CHILE	25 821	53 010	33 021	EU	2 796 923	3 935 334	2 441 268
BOLIVIA	607	1 356	831	CANARY IS	3 041	3 883	2 408
PARAGUAY	4 658	17 593	10 942	ICELAND	3 522	4 130	2 571
URUGUAY	3 351	10 962	6 805	NORWAY	85 284	144 496	90 535
ARGENTINA	39 149	120 108	75 620	SWEDEN	51 183	86 386	53 994
CYPRUS	28 735	67 864	42 138	FINLAND	47 306	69 746	43 672
LEBANON	86 515	80 867	50 385	SWITZERLAND	197 710	442 272	273 889
SYRIA	7 494	26 856	16 415	AUSTRIA	310 092	534 107	329 532
IRAN	7 340	17 670	10 960	ANDORRA	419	535	322
ISRAEL	110 188	214 452	132 636	MALTA	440	711	431
JORDAN	23 292	49 449	30 249	TURKEY	44 327	77 096	47 378
SAUDI ARABIA	69 238	272 995	168 722	ESTONIA	9 886	4 088	2 523
KUWAIT	49 810	156 131	95 778	LATVIA	19 114	8 208	5 105
BAHRAIN	10 909	39 782	24 633	LITHUANIA	26 376	10 962	6 725
QATAR	12 463	55 445	33 787	POLAND	186 803	155 967	96 384
ARAB EMIRAT	100 640	307 096	189 886	CZECH REPUBL	73 799	83 778	52 096
OMAN	20 303	67 400	42 504	SLOVAKIA	6 421	6 361	3 911
YEMEN	3 351	15 054	9 335	HUNGARY	135 206	95 523	59 029
AFGHANISTAN	492	2 711	1 767	ROMANIA	47 698	22 916	14 352
PAKISTAN	4 014	18 038	10 944	BULGARIA	35 282	18 681	11 528
INDIA	1 896	7 762	4 804	ALBANIA	15 716	3 123	1 937
BANGLADESH	324	1 368	854	UKRAINE	25 083	15 691	9 549
SRI LANKA	5 664	23 843	15 035	BELARUS	10 572	4 902	3 052
NEPAL	118	403	246	MOLDOVA	3 239	940	585
MYANMAR	393	1 182	736	RUSSIA	186 825	280 282	168 649
THAILAND	216 303	724 320	448 604	GEORGIA	1 151	467	286
LAOS	229	456	287	ARMENIA	79	57	34
VIETNAM	1 853	3 775	2 340	KAZAKHSTAN	9 498	3 829	2 346
CAMBODIA	480	1 527	918	UZBEKISTAN	1 850	3 406	1 984
INDONESIA	41 242	138 535	86 754	KYRGYZSTAN	1 408	383	232
MALAYSIA	26 226	96 068	60 143	SLOVENIA	55 741	44 802	27 750
BRUNEI	9 108	53 564	33 014	CROATIA	237 690	100 753	62 882
SINGAPORE	93 640	302 056	187 482	BOS HERZEGOV	50 351	11 366	7 033
PHILIPPINES	3 979	16 335	10 075	MACEDONIA	48 739	24 242	15 046
MONGOLIA	2 180	2 362	1 464	MOROCCO	1 726	1 771	1 134
CHINA	86 362	298 838	183 774	ALGERIA	13 134	21 987	13 192
NORTH KOREA	1 017	6 096	3 751	TUNISIA	4 700	8 118	4 989
SOUTH KOREA	21 730	82 917	52 121	LIBYA	23 092	86 248	50 973
JAPAN	1 645 073	6 103 314	3 807 961	EGYPT	28 288	16 428	10 077
TAIWAN	411 754	1 206 373	744 077	SUDAN	183	377	225
HONG KONG	190 595	739 499	460 522	MAURITANIA	1 652	3 487	2 136
MACAO	832	2 158	1 384	MALI	1 342	322	202
AUSTRALIA	202 951	566 159	352 021	BURKINA FASO	515	561	339
PAPUA NEW G	390	1 489	930	CHAD	134	190	119
NEW ZEALAND	26 105	81 207	50 406	CAPE VERDE	338	711	440
NEW CALEDON	8 348	18 078	11 085	GAMBIA	3 211	1 032	607
AM OCEANIA	661	1 687	1 050	GUIN BISSAU	88	48	31
PITCAIRN	3 063	4 134	2 663	GUINEA	1 954	609	359
FIJI	251	906	566	SIERRA LEONE	3 540	463	296
FR POLYNESIA	3 023	6 655	4 099	LIBERIA	788	164	104
782 GOODS, SPCL TRANSPORT VEH				IVORY COAST	3 014	4 242	2 746
IMPORTS	2 985 673	4 318 849	2 675 310	GHANA	29 195	6 214	3 862
FRANCE	478 219	873 413	543 507	TOGO	1 609	136	85
BELGIUM LUX	336 258	374 959	233 149	BENIN	4 193	947	606
NETHERLANDS	204 294	307 792	190 296	NIGERIA	47 958	16 777	10 446
ITALY	530 376	672 391	415 888	CAMEROON	9 389	10 517	6 677
UNTD KINGDOM	143 624	223 880	137 909	CENT AFR REP	394	298	177
IRELAND	68	82	48	GABON	5 561	7 578	4 743
DENMARK	9 679	5 177	3 213	CONGO	2 397	2 798	1 702
GREECE	8 550	7 669	4 625	ZAIRE	9 614	9 626	6 172
PORTUGAL	77 941	117 240	72 999	RWANDA	917	1 566	941
SPAIN	166 470	247 090	153 512	BURUNDI	1 377	2 090	1 304
				ANGOLA	1 249	822	488

6 IMPORTS AND EXPORTS (SPECIAL TRADE) BY GROUPS OF THE SITC-REV. III AND BY COUNTRIES OF PRODUCTION AND CONSUMPTION 1994

GROUP COUNTRY	DT ¹ = 100 KG	1 000 DM	1 000 \$	GROUP COUNTRY	DT = 100 KG	1 000 DM	1 000 \$
ETHIOPIA	12 413	11 276	6 928	BRAZIL	255	311	198
ERITREA	2 255	794	497	EXPORTS	2 367 024	3 692 004	2 286 209
DJIBOUTI	311	563	338	FRANCE	409 870	964 232	601 089
KENYA	1 165	1 389	862	BELGIUM LUX	93 913	153 703	94 889
UGANDA	4 190	1 413	876	NETHERLANDS	94 039	139 967	87 204
TANZANIA	2 029	3 596	2 247	ITALY	146 173	277 455	173 015
MOZAMBIQUE	1 692	2 565	1 506	UNTD KINGDOM	228 298	365 681	227 218
MADAGASCAR	1 869	1 816	1 075	IRELAND	12 386	19 459	12 084
REUNION	1 315	2 166	1 329	DENMARK	46 074	76 322	47 658
MAURITIUS	261	385	234	GREECE	55 624	111 209	66 757
ZAMBIA	415	151	94	PORTUGAL	15 832	11 030	6 877
ZIMBABWE	342	236	178	SPAIN	72 700	111 885	70 649
MALAWI	194	227	148	EU	1 174 910	2 230 943	1 387 440
SOUTH AFRICA	7 659	8 860	5 473	CANARY IS	833	1 256	800
NAMIBIA	1 018	313	191	ICELAND	1 395	1 582	985
SWAZILAND	36	56	32	NORWAY	4 040	11 586	7 308
USA	125 392	159 683	99 487	SWEDEN	9 678	29 462	17 891
CANADA	7 221	9 246	5 651	FINLAND	5 156	7 671	4 756
MEXICO	2 238	5 582	3 280	SWITZERLAND	46 711	165 732	101 581
EL SALVADOR	184	59	37	AUSTRIA	100 632	242 731	148 692
COSTA RICA	286	564	362	ANDORRA	606	1 206	752
CUBA	538	286	175	MALTA	596	2 020	1 266
HAITI	43	77	50	TURKEY	5 435	11 666	7 266
DOMINIC REP	833	1 181	715	ESTONIA	4 935	2 192	1 302
GUADELOUPE	2 636	4 515	2 816	LATVIA	11 640	7 017	4 328
MARTINIQUE	1 005	1 821	1 150	LITHUANIA	22 486	16 074	9 618
TRINIDAD TOB	251	173	108	POLAND	83 917	57 006	35 548
COLOMBIA	1 345	2 443	1 571	CZECH REPUB	39 135	66 086	41 059
VENEZUELA	161	179	108	SLOVAKIA	3 486	6 619	4 160
GUYANA	800	82	53	HUNGARY	54 398	35 502	22 007
FRENCH GUIAN	54	117	75	ROMANIA	22 203	10 306	6 472
ECUADOR	52 214	3 657	2 296	BULGARIA	29 713	32 759	19 791
PERU	2 433	880	532	ALBANIA	3 603	1 466	905
BRAZIL	8 126	5 915	3 857	UKRAINE	21 112	23 663	14 274
CHILE	19 686	7 325	4 518	BELARUS	18 065	4 962	3 101
BOLIVIA	2 295	269	164	MOLDOVA	1 324	626	385
PARAGUAY	7 124	525	334	RUSSIA	127 830	54 788	33 990
URUGUAY	5 811	516	328	KAZAKHSTAN	16 915	6 786	4 252
ARGENTINA	8 469	10 686	6 584	UZBEKISTAN	29 770	73 658	46 309
CYPRUS	3 376	2 924	1 814	KYRGHYZSTAN	493	366	226
LEBANON	42 687	12 444	7 674	SLOVENIA	13 158	14 883	9 260
SYRIA	24 592	13 502	8 270	CROATIA	56 932	55 875	35 076
IRAN	2 382	4 022	2 330	BOS HERZEGOV	8 348	2 309	1 467
ISRAEL	86 496	137 568	85 798	MACEDONIA	28 341	23 664	14 672
JORDAN	51 245	10 848	6 652	ALGERIA	2 722	4 937	2 911
SAUDI ARABIA	174 017	113 401	69 182	LIBYA	2 589	5 869	3 518
KUWAIT	32 270	19 394	11 882	EGYPT	8 044	12 526	7 749
BAHRAIN	1 294	1 940	1 229	BURKINA FASO	209	174	107
QATAR	5 934	2 940	1 804	SENEGAL	63	118	68
ARAB EMIRAT	131 494	132 941	81 084	GAMBIA	567	152	95
OMAN	7 608	8 816	5 357	GUINEA	1 268	547	340
YEMEN	3 111	2 154	1 378	SIERRA LEONE	552	119	76
AFGHANISTAN	7 631	725	442	IVORY COAST	1 896	3 493	2 199
PAKISTAN	4 495	1 082	643	GHANA	7 387	5 267	3 255
INDIA	6 053	7 291	4 459	TOGO	516	207	132
MYANMAR	95	110	73	NIGERIA	8 870	5 875	3 479
THAILAND	14 329	18 229	11 218	CAMEROON	889	828	524
VIETNAM	177 189	10 044	6 357	GABON	1 542	2 159	1 321
INDONESIA	4 117	7 872	4 753	CONGO	304	234	147
MALAYSIA	6 592	9 764	6 217	ZAIRE	1 268	2 253	1 343
BRUNEI	724	2 179	1 373	RWANDA	431	1 038	609
SINGAPORE	23 728	55 797	33 944	ANGOLA	302	361	220
PHILIPPINES	1 646	2 906	1 757	ETHIOPIA	1 141	293	177
MONGOLIA	345	156	100	SOMALIA	490	140	83
CHINA	67 957	106 553	67 456	KENYA	1 211	1 458	922
NORTH KOREA	111	205	131	UGANDA	960	1 424	865
SOUTH KOREA	29 502	47 600	29 791	TANZANIA	1 163	1 044	667
JAPAN	12 010	25 211	15 694	MOZAMBIQUE	387	674	388
TAIWAN	7 363	13 714	8 644	ZAMBIA	1 123	1 428	897
HONG KONG	8 970	14 641	9 063	ZIMBABWE	306	88	52
MACAO	136	564	356	MALAWI	479	941	541
AUSTRALIA	45 202	66 348	41 663	SOUTH AFRICA	1 717	1 722	1 086
NEW ZEALAND	10 427	14 304	8 987	NAMIBIA	393	654	424
NEW CALEDON	1 439	2 273	1 400	USA	12 081	30 240	18 422
FR POLYNESIA	1 317	2 060	1 273	MEXICO	542	1 960	1 246
783 ROAD MOTOR VEHICLES NES				CUBA	71	71	45
IMPORTS	477 840	1 094 222	681 211	DOMINIC REP	225	296	190
FRANCE	188 637	584 449	366 268	GUADELOUPE	134	268	156
BELGIUM LUX	26 762	29 350	18 284	MARTINIQUE	238	181	113
NETHERLANDS	72 082	117 884	72 375	ECUADOR	6 017	1 990	1 268
ITALY	5 552	7 142	4 508	PERU	2 143	2 692	1 713
UNTD KINGDOM	406	801	471	CHILE	2 599	2 899	1 845
DENMARK	7 040	9 922	6 212	BOLIVIA	1 691	215	136
GREECE	302	396	229	PARAGUAY	358	241	153
PORTUGAL	392	593	369	ARGENTINA	66	92	55
SPAIN	6 430	15 632	9 357	CYPRUS	288	77	47
EU	307 603	766 169	478 073	LEBANON	5 260	673	414
NORWAY	1 348	2 534	1 545	SYRIA	6 319	2 302	1 390
SWEDEN	80 108	132 106	81 751	IRAN	1 480	396	228
FINLAND	899	1 591	955	ISRAEL	1 394	2 507	1 545
SWITZERLAND	22 974	67 348	41 996	JORDAN	24 553	4 961	3 043
AUSTRIA	40 204	85 614	52 876	SAUDI ARABIA	194 711	264 708	161 982
TURKEY	8 252	22 969	14 081	KUWAIT	5 309	3 078	1 856
ESTONIA	980	540	348	BAHRAIN	341	58	37
POLAND	1 346	779	471	QATAR	1 304	2 457	1 555
CZECH REPUB	3 642	3 193	1 984	ARAB EMIRAT	49 416	40 425	24 364
HUNGARY	2 025	1 742	1 108	OMAN	5 926	7 008	4 327
ROMANIA	100	120	77	YEMEN	363	155	92
UKRAINE	142	97	56	AFGHANISTAN	5 076	554	334
RUSSIA	3 778	3 444	2 189	PAKISTAN	1 487	1 031	603
SLOVENIA	2 190	4 443	2 748	THAILAND	1 470	3 985	2 307
CROATIA	267	402	247	VIETNAM	1 100	79	50
USA	1 249	680	428	INDONESIA	2 264	2 642	1 608
				MALAYSIA	4 103	5 241	3 113

6 IMPORTS AND EXPORTS (SPECIAL TRADE) BY GROUPS OF THE SITC-REV. III AND BY COUNTRIES OF PRODUCTION AND CONSUMPTION 1994

GROUP COUNTRY	DT = 100 KG	1 000 DM	1 000 \$	GROUP COUNTRY	DT = 100 KG	1 000 DM	1 000 \$
SINGAPORE	99	419	267	POLAND	82 294	192 092	119 436
PHILIPPINES	931	517	331	CZECH REPUB	211 055	281 868	173 889
CHINA	4 131	5 839	3 716	SLOVAKIA	103 683	137 486	86 020
SOUTH KOREA	124	490	316	HUNGARY	151 504	204 699	127 468
JAPAN	3 714	12 873	8 014	ROMANIA	11 208	11 462	7 130
TAIWAN	10 894	13 826	8 287	BULGARIA	8 742	19 332	11 951
HONG KONG	6 552	9 762	5 985	ALBANIA	593	1 769	1 072
AUSTRALIA	2 368	3 973	2 456	UKRAINE	11 945	25 482	15 928
NEW ZEALAND	1 082	1 917	1 203	BELARUS	3 352	9 119	5 619
FR POLYNESIA	85	152	98	MOLDOVA	139	627	390
784 PARTS, TRACTORS, MOTOR VEH				RUSSIA	42 824	110 380	68 208
IMPORTS	13 092 283	17 348 425	10 738 334	GEORGIA	180	317	192
FRANCE	2 136 175	3 598 169	2 227 686	ARMENIA	9	80	46
BELGIUM LUX	696 445	611 188	376 516	AZERBAIJAN	67	253	153
NETHERLANDS	517 522	498 543	308 185	KAZAKHSTAN	906	3 489	2 189
ITALY	1 965 663	2 190 306	1 354 765	TURKMENISTAN	50	300	185
UNTD KINGDOM	1 971 036	3 360 925	2 083 580	UZBEKISTAN	600	1 518	920
IRELAND	67 353	63 496	39 953	KYRGHYZSTAN	141	338	213
DENMARK	158 346	102 524	63 370	SLOVENIA	23 250	33 137	20 479
GREECE	1 997	44 274	27 177	CROATIA	8 875	35 403	22 081
PORTUGAL	75 007	135 495	83 432	BOS HERZEGOV	321	1 440	906
SPAIN	1 945 986	2 301 626	1 423 590	SERB MONTNEG	241	101	59
EU	9 535 530	12 906 546	7 988 254	MACEDONIA	3 270	8 710	5 440
NORWAY	78 077	85 109	52 649	MOROCCO	5 865	10 225	6 352
SWEDEN	242 506	305 564	188 748	ALGERIA	36 136	66 669	41 963
FINLAND	46 060	25 659	15 926	TUNISIA	6 128	20 669	12 758
SWITZERLAND	205 522	211 404	131 026	LIBYA	41 044	98 828	60 989
AUSTRIA	982 387	1 327 936	821 108	EGYPT	61 614	92 031	56 964
MALTA	87	132	83	SUDAN	541	1 986	1 243
TURKEY	125 036	60 483	37 507	MAURITANIA	525	1 288	797
ESTONIA	342	245	148	MALI	489	587	361
LATVIA	274	97	60	BURKINA FASO	71	95	57
LITHUANIA	261	90	56	NIGER	536	2 093	1 284
POLAND	161 285	53 856	33 279	CHAD	30	176	112
CZECH REPUB	416 857	183 415	114 010	CAPE VERDE	111	215	137
SLOVAKIA	53 920	45 823	29 328	SENEGAL	383	510	315
HUNGARY	116 804	124 717	77 637	GAMBIA	2 703	5 867	3 538
ROMANIA	9 252	2 321	1 442	GUIN BISSAU	85	244	150
BULGARIA	5 640	1 336	828	GUINEA	391	1 414	880
UKRAINE	418	204	122	SIERRA LEONE	908	3 496	2 147
BELARUS	2 203	2 060	1 258	LIBERIA	194	639	393
RUSSIA	61 906	8 946	5 599	IVORY COAST	935	2 129	1 319
SLOVENIA	96 769	58 203	36 010	GHANA	7 237	13 164	8 101
CROATIA	2 673	1 382	837	TOGO	753	2 280	1 416
MACEDONIA	1 124	1 881	1 157	BENIN	478	1 903	1 180
TUNISIA	3 156	4 845	3 048	NIGERIA	30 927	62 220	37 815
CAMEROON	17	138	87	CAMEROON	2 031	3 128	1 975
SOUTH AFRICA	83 612	74 070	46 014	CENT AFR REP	679	789	508
USA	243 933	732 981	454 260	EQUAT GUINEA	122	151	97
CANADA	40 230	45 681	28 212	GABON	1 384	2 149	1 333
MEXICO	34 288	28 979	17 735	CONGO	903	1 804	1 116
HONDURAS	27	266	159	ZAIRE	2 948	8 456	5 160
BRAZIL	84 261	41 444	25 752	RWANDA	466	407	248
URUGUAY	64	140	85	BURUNDI	272	767	468
ARGENTINA	283	282	177	ANGOLA	834	1 521	935
IRAN	1 862	277	171	ETHIOPIA	23 967	36 335	22 563
ISRAEL	1 696	2 267	1 346	ERITREA	19	81	51
SAUDI ARABIA	107	163	99	DJIBOUTI	341	288	171
BAHRAIN	11 932	4 594	2 887	SOMALIA	10	68	41
INDIA	26 877	5 583	3 470	KENYA	2 302	7 109	4 466
THAILAND	981	2 129	1 314	UGANDA	634	1 657	1 024
INDONESIA	89	716	456	TANZANIA	1 175	1 504	937
MALAYSIA	426	2 119	1 358	MOZAMBIQUE	196	317	192
SINGAPORE	284	506	313	MADAGASCAR	1 899	1 587	962
PHILIPPINES	240	273	170	REUNION	463	1 567	956
CHINA	5 100	2 884	1 778	MAURITIUS	371	1 176	715
SOUTH KOREA	16 784	20 594	12 912	ZAMBIA	447	968	604
JAPAN	367 035	940 590	581 259	ZIMBABWE	544	2 287	1 419
TAIWAN	17 785	19 531	12 004	MALAWI	128	529	336
HONG KONG	753	1 070	659	SOUTH AFRICA	631 273	1 033 246	639 346
AUSTRALIA	4 627	8 215	5 110	NAMIBIA	620	853	523
NEW ZEALAND	576	291	182	BOTSWANA	31	174	105
AM OCEANIA	43	64	41	USA	656 550	1 408 615	872 582
WALLIS FUTUN	49	73	47	CANADA	59 988	119 827	73 741
EXPORTS	21 293 995	28 741 898	17 778 368	MEXICO	504 769	644 877	399 137
FRANCE	2 282 003	2 649 824	1 638 081	GUATEMALA	993	2 484	1 530
BELGIUM LUX	5 047 838	4 798 309	2 969 824	BELIZE	146	287	178
NETHERLANDS	695 325	960 764	593 379	HONDURAS	232	3 947	2 484
ITALY	648 582	1 271 190	783 989	EL SALVADOR	473	960	586
UNTD KINGDOM	3 494 399	4 079 289	2 519 646	NICARAGUA	26	129	80
IRELAND	9 498	21 470	13 229	COSTA RICA	905	2 780	1 725
DENMARK	148 285	256 776	158 538	PANAMA	674	1 814	1 116
GREECE	74 442	132 842	82 035	CUBA	92	379	241
PORTUGAL	69 683	155 858	96 485	ST CHRISTOPH	14	59	37
SPAIN	1 626 814	1 951 043	1 205 041	HAITI	25	148	91
EU	14 096 869	16 277 365	10 060 247	DOMINIC REP	273	1 493	907
CANARY IS	2 856	8 220	5 090	GUADELOUPE	1 521	4 265	2 607
CEUTA MEL	3 602	7 697	4 761	DOMINICA	23	78	49
ICELAND	1 351	2 747	1 701	BRIT VIRG IS	223	89	51
NORWAY	50 663	90 185	55 702	MARTINIQUE	1 223	4 262	2 624
SWEDEN	994 158	1 195 339	741 654	JAMAICA	116	465	287
FINLAND	99 814	131 361	81 554	BARBADOS	40	122	75
SWITZERLAND	231 549	483 964	299 651	TRINIDAD TOB	40	167	99
AUSTRIA	1 097 248	1 547 786	958 112	NETH ANTILL	85	306	189
ANDORRA	358	1 491	915	COLOMBIA	2 350	7 702	4 771
VATICAN CITY	4	315	202	VENEZUELA	4 329	8 423	5 190
MALTA	526	1 910	1 194	GUYANA	132	113	75
TURKEY	97 670	204 957	126 460	SURINAME	15	79	48
ESTONIA	2 038	6 073	3 761	FRENCH GUIAN	24	106	59
LATVIA	3 589	11 430	7 061	ECUADOR	3 859	5 664	3 514
LITHUANIA	6 336	20 407	12 568	PERU	5 852	5 915	3 678
				BRAZIL	239 228	420 181	257 607
				CHILE	6 504	13 248	8 200
				BOLIVIA	180	760	463
				PARAGUAY	1 256	4 277	2 662
				URUGUAY	1 319	2 328	1 448

6 IMPORTS AND EXPORTS (SPECIAL TRADE) BY GROUPS OF THE SITC-REV. III AND BY COUNTRIES OF PRODUCTION AND CONSUMPTION 1994

GROUP COUNTRY	DT = 100 KG	1 000 DM	1 000 \$	GROUP COUNTRY	DT = 100 KG	1 000 DM	1 000 \$
SWITZERLAND	20 154	14 084	8 649	DJIBOUTI	777	726	430
AUSTRIA	203 921	128 907	79 234	KENYA	6 711	3 977	2 502
TURKEY	3 531	1 624	997	UGANDA	496	271	162
ESTONIA	10 617	1 482	923	TANZANIA	6 971	3 961	2 393
LATVIA	343	55	34	MOZAMBIQUE	157	58	37
LITHUANIA	1 411	123	75	MADAGASCAR	133	110	69
POLAND	441 113	80 530	49 880	MAURITIUS	32	45	30
CZECH REPUBL	256 103	50 573	31 332	ZAMBIA	430	171	104
SLOVAKIA	72 545	12 517	7 791	SOUTH AFRICA	10 662	8 985	5 575
HUNGARY	202 695	100 034	62 011	USA	22 654	24 068	14 856
ROMANIA	71 245	12 429	7 739	CANADA	1 581	1 755	1 066
BULGARIA	1 117	336	209	MEXICO	508	921	584
UKRAINE	30 055	2 673	1 615	GUATEMALA	226	154	96
BELARUS	1 371	70	44	HONDURAS	126	349	223
MOLDOVA	1 446	239	152	COSTA RICA	230	130	82
RUSSIA	42 648	7 021	4 476	DOMINIC REP	55	69	44
TADJIKISTAN	408	158	96	BARBADOS	74	180	117
SLOVENIA	40 817	16 832	10 559	COLOMBIA	81	118	75
CROATIA	1 292	681	414	VENEZUELA	36	100	61
MACEDONIA	335	148	94	GUYANA	32	48	31
SOUTH AFRICA	249	336	213	ECUADOR	9 162	536	319
USA	97 549	15 507	9 528	PERU	135	71	43
CANADA	2 118	1 372	855	BRAZIL	2 291	1 442	910
BRAZIL	357	201	119	CHILE	2 092	848	526
ISRAEL	1 000	382	232	BOLIVIA	718	53	31
INDIA	209	97	60	URUGUAY	2 982	247	157
THAILAND	117	54	33	ARGENTINA	3 586	1 935	1 235
VIETNAM	110	54	34	CYPRUS	684	360	227
MALAYSIA	4 981	1 957	1 209	LEBANON	3 425	2 272	1 380
CHINA	41 639	8 952	5 545	SYRIA	3 065	880	556
SOUTH KOREA	4 540	204	127	IRAN	1 920	2 020	1 214
JAPAN	8 453	1 951	1 206	ISRAEL	14 040	11 219	6 899
TAIWAN	30 914	6 521	4 005	JORDAN	21 908	6 220	3 771
HONG KONG	5 702	476	290	SAUDI ARABIA	51 459	32 700	19 642
AUSTRALIA	57	56	33	KUWAIT	4 989	2 785	1 720
POLAR REG	20	80	48	BAHRAIN	398	554	338
EXPORTS	3 028 105	2 287 609	1 415 563	QATAR	232	125	75
FRANCE	245 974	251 365	155 856	ARAB EMIRAT	26 052	12 072	7 248
BELGIUM LUX	187 446	142 637	88 520	OMAN	907	530	329
NETHERLANDS	451 411	391 842	241 960	YEMEN	833	501	293
ITALY	80 826	70 010	43 348	PAKISTAN	1 595	614	378
UNTD KINGDOM	156 925	110 951	69 060	INDIA	2 491	2 167	1 371
IRELAND	1 037	729	444	MALDIVES	148	84	54
DENMARK	134 689	122 342	75 341	SRI LANKA	90	102	62
GREECE	28 663	12 020	7 463	NEPAL	164	516	336
PORTUGAL	9 444	7 399	4 523	THAILAND	9 317	5 650	3 541
SPAIN	65 393	49 072	30 729	VIETNAM	1 199	134	84
EU	1 361 188	1 158 367	717 244	INDONESIA	6 114	4 232	2 583
CANARY IS	297	378	239	MALAYSIA	6 644	4 531	2 865
ICELAND	304	330	204	SINGAPORE	18 141	10 504	6 584
NORWAY	28 580	34 581	21 519	PHILIPPINES	367	316	193
SWEDEN	77 667	71 784	44 158	CHINA	17 752	14 639	9 376
FINLAND	54 958	36 295	22 562	SOUTH KOREA	5 858	5 713	3 514
SWITZERLAND	151 425	152 013	93 819	JAPAN	11 795	21 835	13 575
AUSTRIA	329 397	242 869	149 779	TAIWAN	31 294	17 126	10 627
MALTA	163	170	104	HONG KONG	4 703	3 254	2 038
TURKEY	7 840	7 264	4 516	AUSTRALIA	29 203	18 747	11 685
ESTONIA	4 000	1 236	761	PAPUA NEW G	973	827	517
LATVIA	12 550	4 489	2 815	NEW ZEALAND	2 085	2 007	1 247
LITHUANIA	28 703	10 205	6 179	UNID COUNTR	528	406	243
POLAND	107 532	48 308	29 978	791 RAILWAY VEHICLES.EQUIPNT			
CZECH REPUBL	56 069	98 593	23 960	IMPORTS	917 729	750 689	465 461
SLOVAKIA	14 299	9 107	5 665	FRANCE	34 905	20 913	13 107
HUNGARY	117 413	60 722	37 674	BELGIUM LUX	39 848	12 510	7 753
ROMANIA	20 397	9 367	5 891	NETHERLANDS	147 789	237 141	148 232
BULGARIA	21 955	9 017	5 606	ITALY	70 746	133 730	81 277
ALBANIA	2 542	452	285	UNTD KINGDOM	8 217	5 785	3 569
UKRAINE	21 010	11 747	7 325	DENMARK	2 080	5 821	3 632
BELARUS	12 376	6 856	4 175	GREECE	193	371	229
MOLDOVA	1 500	400	253	PORTUGAL	2 259	1 197	737
RUSSIA	53 997	43 573	27 078	SPAIN	6 089	5 416	3 299
AZERBAIJAN	155	51	32	EU	312 129	422 893	261 840
KAZAKHSTAN	6 182	1 896	1 190	NORWAY	468	1 027	657
UZBEKISTAN	1 561	2 033	1 293	SWEDEN	9 612	8 918	5 578
TADJIKISTAN	92	49	31	FINLAND	19	185	118
KYRGHYZSTAN	632	224	140	SWITZERLAND	28 772	40 182	24 904
SLOVENIA	21 817	13 609	8 459	AUSTRIA	25 317	95 155	58 946
CROATIA	40 284	12 792	7 936	POLAND	58 803	15 248	9 575
BOS HERZEGOV	5 408	933	580	CZECH REPUBL	170 947	50 188	31 231
MACEDONIA	36 969	13 725	8 555	SLOVAKIA	171 934	62 627	39 113
MOROCCO	527	425	265	HUNGARY	35 329	10 328	6 615
ALGERIA	1 688	1 307	837	ROMANIA	26 549	6 191	3 814
TUNISIA	6 378	3 759	2 314	UKRAINE	43 498	6 573	3 996
LIBYA	11 689	10 278	6 272	BELARUS	1 120	300	177
EGYPT	23 478	10 387	6 500	RUSSIA	23 313	7 775	4 702
SUDAN	1 268	275	175	SLOVENIA	3 140	323	203
MAURITANIA	316	213	129	CROATIA	39	60	38
MALI	598	189	120	USA	5 744	21 013	12 893
BURKINA FASO	95	53	32	CANADA	28	81	54
GUINEA	220	216	128	BRAZIL	100	523	326
SIERRA LEONE	112	57	35	INDIA	65	73	42
IVORY COAST	1 265	793	513	VIETNAM	166	56	32
GHANA	3 361	1 315	812	CHINA	210	291	174
BENIN	570	324	206	SOUTH KOREA	139	192	123
NIGERIA	2 920	4 428	2 628	JAPAN	63	136	87
CAMEROON	10 175	6 004	3 813	AUSTRALIA	103	167	105
CENT AFR REP	1 642	1 094	706	EXPORTS	1 722 946	3 380 861	2 091 421
EQUAT GUINEA	279	226	146	FRANCE	48 273	61 263	37 864
GABON	2 731	1 857	1 161	BELGIUM LUX	34 435	49 128	30 166
CONGO	588	603	372	NETHERLANDS	744 474	1 811 708	1 123 753
ZAIRE	3 085	2 332	1 435	ITALY	36 412	32 591	19 927
RWANDA	383	259	148				
ANGOLA	98	77	47				
ETHIOPIA	683	270	165				

6 IMPORTS AND EXPORTS (SPECIAL TRADE) BY GROUPS OF THE SITC-REV. III AND BY COUNTRIES OF PRODUCTION AND CONSUMPTION 1994

GROUP COUNTRY	DT = 100 KG	1 000 DM	1 000 \$	GROUP COUNTRY	DT = 100 KG	1 000 DM	1 000 \$
UNTD KINGDOM	27 737	94 575	56 950	UKRAINE	115	53	34
IRELAND	4	158	95	RUSSIA	146	11 347	6 884
DENMARK	9 594	26 154	16 186	SLOVENIA	187	2 919	1 750
GREECE	2 823	7 641	4 719	TUNISIA	8	1 291	819
PORTUGAL	8 974	22 241	14 001	EGYPT		774	458
SPAIN	5 435	13 489	8 314	SENEGAL	2	122	73
EU	918 161	2 118 958	1 311 975	NIGERIA	7	144	87
CANARY IS	240	311	199	SOUTH AFRICA	8	1 000	612
NORWAY	23 886	28 703	17 758	USA	59 792	3 365 891	2 069 150
SWEDEN	37 109	35 584	22 077	CANADA	578	77 624	48 393
FINLAND	14 095	13 944	8 470	MEXICO	8	55	34
SWITZERLAND	122 866	110 138	67 365	BRAZIL	7	184	110
AUSTRIA	95 413	166 071	102 814	CHILE	2	128	82
TURKEY	670	2 072	1 259	ARGENTINA	6	201	125
ESTONIA	34	76	48	CYPRUS	61	1 926	1 179
LITHUANIA	7 610	16 453	10 053	ISRAEL	54	10 298	6 313
POLAND	29 216	31 518	19 302	JORDAN	6	641	385
CZECH REPUBL	60 760	14 119	8 657	SAUDI ARABIA	1	313	183
SLOVAKIA	8 131	14 070	8 785	KUWAIT		1 092	673
HUNGARY	9 675	29 995	19 081	BAHRAIN	2	242	156
ROMANIA	21 808	3 693	2 214	ARAB EMIRAT	30	3 830	2 377
BULGARIA	2 039	506	325	PAKISTAN	20	127	74
UKRAINE	102	393	226	INDIA	6	3 844	2 396
RUSSIA	192 135	390 537	244 398	SRI LANKA	1	387	236
KAZAKHSTAN	62 871	124 854	74 819	THAILAND	10	1 862	1 163
SLOVENIA	6 766	501	316	MALAYSIA	581	3 119	1 941
CROATIA	2 496	662	418	BRUNEI	9	272	174
MACEDONIA	705	345	210	SINGAPORE	5	2 313	1 464
MOROCCO	40	220	136	PHILIPPINES	20	57	37
TUNISIA	1 245	3 646	2 226	CHINA	121	3 435	2 129
LIBYA	90	230	138	SOUTH KOREA	348	16 741	10 395
EGYPT	5 608	18 322	11 000	JAPAN	241	12 907	7 977
SUDAN	21	340	206	TAIWAN	12	377	237
MAURITANIA	1 47	614	379	HONG KONG	78	2 655	1 654
SENEGAL	1 316	2 051	1 177	AUSTRALIA	118	2 710	1 638
GUINEA	62	86	54	PAPUA NEW G	2	59	37
IVORY COAST	51	85	56	FR POLYNESIA		73	44
GHANA	339	578	351				
CAMEROON	3	88	56	EXPORTS	162 893	13 697 636	8 441 248
CONGO	200	819	469	FRANCE	101 719	10 070 777	6 184 040
ZAIRE	24	99	63	BELGIUM LUX	697	54 909	33 946
KENYA	2	112	66	NETHERLANDS	2 609	200 136	122 800
UGANDA	13	225	141	ITALY	4 960	456 455	281 115
TANZANIA	3 305	2 271	1 419	UNTD KINGDOM	14 435	522 420	323 554
SOUTH AFRICA	676	2 259	1 412	IRELAND	1 312	166 405	100 458
LESOTHO	2 633	2 783	1 739	DENMARK	318	15 983	9 650
USA	13 949	44 387	27 363	GREECE	82	20 821	13 200
CANADA	402	3 488	2 177	PORTUGAL	109	6 806	4 187
MEXICO	342	999	625	SPAIN	665	78 574	49 347
CUBA	3	170	104	EU	126 906	11 593 286	7 122 299
COLOMBIA	70	215	138	ICELAND	4	306	188
ECUADOR	169	49	31	NORWAY	91	11 252	7 217
PERU	5	102	64	SWEDEN	351	18 489	11 422
BRAZIL	286	1 944	1 204	FINLAND	38	10 564	6 750
ARGENTINA	25	51	31	SWITZERLAND	1 358	67 128	42 185
CYPRUS	16	72	44	AUSTRIA	562	15 023	9 277
SYRIA	44	89	55	MALTA	4	1 103	702
IRAN	10 822	21 383	13 254	TURKEY	1 038	64 877	41 307
ISRAEL	851	919	564	LITHUANIA	27	974	617
JORDAN	22	97	62	POLAND	102	714	442
SAUDI ARABIA	658	1 880	1 186	CZECH REPUBL	154	2 395	1 460
PAKISTAN	22	724	438	SLOVAKIA	16	516	329
INDIA	109	492	308	HUNGARY	159	2 342	1 369
BANGLADESH	4 993	24 367	15 546	ROMANIA	12	100	62
SRI LANKA	62	618	389	BULGARIA	748	1 564	920
MYANMAR	41	1 088	678	RUSSIA	45	3 411	2 162
THAILAND	265	1 613	1 023	KAZAKHSTAN	9	78	49
INDONESIA	308	2 680	1 662	UZBEKISTAN	4	131	86
MALAYSIA	555	2 100	1 249	SLOVENIA	106	2 182	1 345
SINGAPORE	5 034	4 552	2 862	CROATIA	12	329	204
PHILIPPINES	88	368	224	ALGERIA	2	466	284
MONGOLIA	587	605	347	TUNISIA	341	19 091	11 596
CHINA	24 260	44 492	27 002	EGYPT	115	4 975	3 115
SOUTH KOREA	6 673	31 298	19 442	NIGER		75	48
JAPAN	1 408	11 491	6 828	SENEGAL		238	143
TAIWAN	4 526	5 795	3 568	GUINEA		74	47
HONG KONG	4 342	16 469	10 227	IVORY COAST		641	397
AUSTRALIA	2 811	17 383	10 530	NIGERIA	19	666	413
UNID COUNTR	55	128	77	CENT AFR REP	40	468	287
				ZAIRE	1	65	40
792 AIRCRAFT, ASSOCTD. EQUIPNT				ETHIOPIA	260	1 389	843
IMPORTS	202 409	15 363 728	9 431 897	KENYA	27	1 644	991
FRANCE	85 788	9 570 096	5 865 340	MAURITIUS	14	4 792	2 972
BELGIUM LUX	5 303	129 361	80 074	ZIMBABWE	20	466	282
NETHERLANDS	4 384	170 374	105 184	MALAWI	3	108	65
ITALY	2 567	124 822	78 018	SOUTH AFRICA	59	4 569	2 805
UNTD KINGDOM	32 462	1 503 287	925 017	NAMIBIA	15	107	67
IRELAND	40	13 559	8 370	LESOTHO	3	100	63
DENMARK	3 068	38 843	24 039	USA	22 545	1 144 390	718 924
GREECE	140	28 754	17 750	CANADA	1 025	46 827	28 959
PORTUGAL	15	4 463	2 807	MEXICO	14	2 993	1 887
SPAIN	1 904	67 538	42 163	COSTA RICA	7	1 068	671
EU	135 671	11 651 037	7 148 756	DOMINIC REP	2	47	30
NORWAY	89	6 219	3 812	GUADELOUPE	3	325	198
SWEDEN	165	6 956	4 322	MARTINIQUE		130	80
FINLAND	53	4 575	2 787	JAMAICA	1	439	275
SWITZERLAND	1 001	31 540	19 548	COLOMBIA	14	1 236	808
AUSTRIA	1 669	28 699	17 608	VENEZUELA	91	979	611
MALTA	2	316	196	FRENCH GUIAN	878	262 895	163 661
TURKEY	377	96 674	59 212	BRAZIL	71	1 994	1 215
POLAND	339	2 302	1 463	CHILE	74	2 860	1 802
CZECH REPUBL	384	3 393	2 100	BOLIVIA		68	39
HUNGARY	36	461	291	ARGENTINA	30	6 332	3 887
BULGARIA	11	329	196	CYPRUS	2	2 234	1 382
				IRAN	22	1 204	749

6 IMPORTS AND EXPORTS (SPECIAL TRADE) BY GROUPS OF THE SITC-REV. III AND BY COUNTRIES OF PRODUCTION AND CONSUMPTION 1994

GROUP COUNTRY	DT = 100 KG	1 000 DM	1 000 \$	GROUP COUNTRY	DT = 100 KG	1 000 DM	1 000 \$
ISRAEL	62	46 194	28 704	HUNGARY	1 760	1 841	1 071
JORDAN	4	1 805	1 120	ROMANIA	27	78	49
SAUDI ARABIA	11	2 666	1 658	BULGARIA	92	359	216
KUWAIT	7	2 004	1 256	UKRAINE	74	242	150
BAHRAIN	6	2 406	1 498	RUSSIA	642	1 998	1 246
QATAR	331	25 802	16 385	KAZAKHSTAN	6	65	42
ARAB EMIRAT	75	9 196	5 699	SLOVENIA	5 816	20 602	12 488
PAKISTAN	13	2 805	1 725	CROATIA	2 455	3 506	2 152
INDIA	473	34 351	21 480	MOROCCO	10 812	79 196	48 611
MALDIVES	2	147	90	ALGERIA	15	77	44
SRI LANKA	4	3 154	2 010	TUNISIA	51	209	129
NEPAL		178	119	EGYPT	197	742	468
THAILAND	50	11 879	7 305	MAURITANIA	279	135	80
INDONESIA	2 185	118 584	75 351	CAPE VERDE	16 000	1 900	1 208
MALAYSIA	10	2 631	1 683	SENEGAL	36	120	79
BRUNEI	27	5 299	3 321	SIERRA LEONE	2 760	620	365
SINGAPORE	86	10 247	6 344	LIBERIA	464 378	304 914	190 972
PHILIPPINES	15	3 912	2 331	GHANA	979	55	33
CHINA	14	3 905	2 447	NIGERIA	1 719	534	340
SOUTH KOREA	42	2 954	1 860	ANGOLA	6	60	34
JAPAN	215	32 949	21 019	KENYA	7	72	45
TAIWAN	67	9 446	6 077	SOUTH AFRICA	116	455	280
HONG KONG	1 172	39 508	23 675	USA	2 199	5 547	3 366
AUSTRALIA	523	9 936	6 227	CANADA	113	240	147
PAPUA NEW G	4	689	417	MEXICO	5	84	50
NEW ZEALAND	38	1 241	815	BERMUDA	58 345	20 693	13 160
FR POLYNESIA		412	264	PANAMA	146 420	36 709	22 696
UNID COUNTR		114	70	ANTIGUA	26 983	14 358	9 202
				NETH ANTILL	20	77	46
				COLOMBIA	33	311	188
793 SHIP,BOAT,FLOAT.STRUCTRS				ECUADOR	7	52	31
IMPORTS	6 118 975	834 411	506 409	BRAZIL	171	1 071	658
FRANCE	4 041	12 204	7 341	CHILE	13 402	17 830	10 464
BELGIUM LUX	432	1 038	643	CYPRUS	868 153	547 263	339 987
NETHERLANDS	552 153	59 243	36 576	LEBANON	46	181	115
ITALY	238 444	22 091	13 854	SYRIA	59 865	3 655	2 144
UNTD KINGDOM	136 105	27 751	17 079	ISRAEL	11 331	838	485
IRELAND	1 620	3 686	2 287	SAUDI ARABIA	441	2 795	1 609
DENMARK	82 431	10 258	6 302	ARAB EMIRAT	38	207	128
GREECE	86 378	2 610	1 576	PAKISTAN	12 652	24 230	15 485
SPAIN	473 800	9 897	5 808	INDIA	2 291 400	64 612	39 883
EU	1 555 404	148 778	91 466	BANGLADESH	2 171 080	61 406	39 063
ICELAND	16 650	4 250	2 438	MALDIVES	11	68	44
NORWAY	58 778	31 223	19 284	INDONESIA	170 222	431 138	263 721
SWEDEN	621 886	74 288	45 957	MALAYSIA	14 430	1 570	1 018
FINLAND	52 124	30 790	18 750	SINGAPORE	240 912	32 825	20 501
SWITZERLAND	11 990	6 366	3 914	CHINA	771 863	666 562	397 954
AUSTRIA	13 069	12 264	7 526	SOUTH KOREA	660	2 995	1 799
GIBRALTAR	211 003	4 704	2 897	JAPAN	831	3 369	2 035
TURKEY	3 617	2 312	1 353	TAIWAN	60	335	209
ESTONIA	346	273	170	HONG KONG	44 099	14 041	8 107
LITHUANIA	20 849	790	505	AUSTRALIA	149	1 141	715
POLAND	297 720	57 555	36 932	NEW ZEALAND	27	218	138
CZECH REPUB	9 969	3 937	2 038				
SLOVAKIA	37 588	28 924	17 482	800 CPL IND PLANT CHAP 90/94			
HUNGARY	1 024	927	582	EXPORTS	22 386	244 978	150 537
ROMANIA	46 294	2 142	1 349	BELGIUM LUX	11	147	92
UKRAINE	96 042	2 109	1 346	NETHERLANDS	3	140	83
RUSSIA	270 010	8 229	5 256	ITALY	4	169	105
SLOVENIA	1 033	1 562	948	UNTD KINGDOM	63	622	385
CROATIA	73 356	2 075	1 318	IRELAND	794	5 261	3 054
LIBERIA	119 044	3 302	2 101	SPAIN	2	197	127
USA	188 403	80 513	49 326	EU	819	6 549	3 854
CANADA	2 016	3 633	2 238	SWITZERLAND	25	8 986	5 300
BAHAMAS	14	122	79	AUSTRIA	9	71	45
NETH ANTILL	950	553	333	TURKEY	109	2 635	1 598
ECUADOR	81 788	2 429	1 546	POLAND	44	562	360
CYPRUS	11 420	2 322	1 337	CZECH REPUB	3 006	9 430	5 473
THAILAND	106	285	173	HUNGARY	145	2 997	1 837
MALAYSIA	28 671	23 805	13 714	ROMANIA	97	1 273	777
SINGAPORE	532	1 692	1 057	UKRAINE	1 446	18 647	11 161
CHINA	12 819	7 407	4 390	BELARUS	54	1 909	1 166
SOUTH KOREA	338 226	222 351	128 905	RUSSIA	4 050	31 814	19 363
JAPAN	1 928 934	49 534	31 455	KAZAKHSTAN	240	3 982	2 368
TAIWAN	6 588	11 072	6 791	UZBEKISTAN	45	47	31
HONG KONG	162	197	116	BOS HERZEGOV	1 225	5 195	3 134
AUSTRALIA	250	997	585	MOROCCO	209	2 264	1 435
NEW ZEALAND	150	1 062	645	ALGERIA	187	1 166	723
EXPORTS	8 270 417	2 890 104	1 765 623	TUNISIA	2	82	50
FRANCE	19 666	12 117	7 580	LIBYA	68	181	107
BELGIUM LUX	45 945	2 013	1 209	EGYPT	566	13 321	7 870
NETHERLANDS	202 264	25 962	15 757	NIGERIA	1	80	49
ITALY	1 683	11 213	6 706	GABON	60	669	412
UNTD KINGDOM	18 503	7 296	4 416	SOUTH AFRICA	264	3 586	2 275
IRELAND	14 528	9 273	5 463	USA	12	729	432
DENMARK	98 636	7 705	4 486	MEXICO	365	19 733	12 516
GREECE	13	86	53	TRINIDAD TOB	12	346	208
PORTUGAL	37 744	35 432	21 755	VENEZUELA	10	420	259
SPAIN	4 406	5 343	3 251	PERU	7	98	60
EU	443 388	116 440	70 676	ARGENTINA	98	3 246	2 007
NORWAY	154 743	188 567	112 663	SYRIA	13	275	177
SWEDEN	26 704	11 141	7 108	IRAN	700	11 772	7 206
FINLAND	500	1 646	1 026	SAUDI ARABIA	236	4 824	2 982
SWITZERLAND	25 649	30 960	18 824	ARAB EMIRAT	4 667	53 712	33 939
AUSTRIA	12 084	15 496	9 506	OMAN	36	104	67
GIBRALTAR	35 301	3 978	2 584	PAKISTAN	42	867	564
MALTA	108 791	111 254	65 794	INDIA	235	2 007	1 227
TURKEY	39 206	30 780	18 708	BANGLADESH		63	38
ESTONIA	6 383	340	203	THAILAND	133	2 328	1 460
LITHUANIA	323	636	396	VIETNAM	5	80	51
POLAND	1 119	2 444	1 515	INDONESIA	172	3 087	1 964
CZECH REPUB	1 645	1 274	789	MALAYSIA	1 623	3 365	2 093
SLOVAKIA	133	543	336	SINGAPORE	15	1 880	1 183
				PHILIPPINES	11	102	59

6 IMPORTS AND EXPORTS (SPECIAL TRADE) BY GROUPS OF THE SITC-REV. III AND BY COUNTRIES OF PRODUCTION AND CONSUMPTION 1994

GROUP COUNTRY	DT = 100 KG	1 000 DM	1 000 \$	GROUP COUNTRY	DT = 100 KG	1 000 DM	1 000 \$
CHINA	626	6 830	4 228	NORWAY	727	1 057	638
SOUTH KOREA	237	6 660	4 112	SWEDEN	25 857	19 432	12 104
JAPAN	49	570	368	FINLAND	234 686	88 911	54 917
TAIWAN	311	1 641	1 014	SWITZERLAND	221 960	218 803	135 652
AUSTRALIA	91	4 616	2 828	AUSTRIA	278 507	124 806	77 365
811 PREFABRICATED BUILDINGS				TURKEY	182 693	50 335	31 141
IMPORTS	3 612 519	952 509	593 593	POLAND	7 908	2 343	1 455
FRANCE	38 017	25 172	15 422	CZECH REPUBL	118 776	25 387	15 643
BELGIUM LUX	256 302	73 284	45 483	SLOVAKIA	80 353	17 241	10 571
NETHERLANDS	340 628	102 171	63 297	HUNGARY	79 006	23 216	14 438
ITALY	29 208	13 424	8 448	ROMANIA	3 325	323	201
UNTD KINGDOM	50 657	14 823	9 124	BULGARIA	19 369	3 240	1 989
IRELAND	13 357	5 694	3 550	RUSSIA	7 755	135	83
DENMARK	147 582	79 808	50 417	SLOVENIA	7 481	3 610	2 244
SPAIN	316	197	122	CROATIA	30 303	9 485	5 802
EU	876 074	314 383	195 869	MACEDONIA	2 280	303	185
NORWAY	159 259	54 057	33 704	EGYPT	242	55	34
SWEDEN	433 173	117 934	73 740	SOUTH AFRICA	1 117	214	128
FINLAND	417 679	107 771	67 823	USA	1 126	1 918	1 186
SWITZERLAND	7 761	1 980	1 211	CANADA	119	220	127
AUSTRIA	169 353	63 151	39 565	BRAZIL	380	687	442
FAEROE IS	337	268	170	THAILAND	13 764	2 731	1 691
TURKEY	3 426	818	499	MALAYSIA	2 890	585	347
ESTONIA	48 795	4 954	3 066	JAPAN	261	814	522
LATVIA	4 691	324	202	HONG KONG	28	79	50
LITHUANIA	11 271	914	567	EXPORTS	1 351 502	1 433 504	887 921
POLAND	225 096	33 906	21 050	FRANCE	236 616	210 760	130 404
CZECH REPUBL	706 886	194 582	83 184	BELGIUM LUX	146 942	129 294	79 500
SLOVAKIA	98 849	13 088	8 190	NETHERLANDS	110 705	137 095	84 567
HUNGARY	76 883	14 826	9 250	ITALY	139 593	205 078	126 979
ROMANIA	27 100	3 741	2 342	UNTD KINGDOM	64 398	73 084	45 160
BULGARIA	1 802	126	80	IRELAND	4 000	1 947	1 210
UKRAINE	641	48	31	DENMARK	19 591	27 947	17 062
BELARUS	1 403	89	55	GREECE	26 967	11 111	6 990
RUSSIA	23 755	1 387	842	PORTUGAL	827	1 898	1 127
SLOVENIA	214 025	48 065	29 910	SPAIN	30 454	47 423	29 424
CROATIA	5 104	1 324	831	EU	780 093	845 577	522 423
USA	53 579	22 437	13 850	CANARY IS	198	193	120
CANADA	35 402	9 832	6 042	ICELAND	127	94	58
CHINA	2 940	186	120	NORWAY	4 473	4 326	2 693
TAIWAN	265	121	72	SWEDEN	5 321	13 459	8 373
AUSTRALIA	6 185	2 033	1 248	FINLAND	2 328	3 855	2 387
EXPORTS	450 175	129 249	80 180	SWITZERLAND	97 655	95 757	59 670
FRANCE	100 890	7 798	4 838	AUSTRIA	227 740	236 028	146 387
BELGIUM LUX	28 865	7 807	4 716	MALTA	485	387	239
NETHERLANDS	21 006	8 538	5 206	TURKEY	20 145	32 177	19 973
ITALY	2 917	2 853	1 778	ESTONIA	369	283	172
UNTD KINGDOM	1 807	1 504	942	LATVIA	3 102	4 362	2 753
DENMARK	1 014	922	561	LITHUANIA	1 614	2 087	1 301
GREECE	81	69	44	POLAND	49 852	47 469	29 783
SPAIN	663	541	334	CZECH REPUBL	41 064	35 262	21 999
EU	157 255	30 052	18 432	SLOVAKIA	4 454	2 006	1 257
ICELAND	81	356	227	HUNGARY	16 191	17 430	10 778
SWEDEN	1 453	1 672	991	ROMANIA	2 028	1 994	1 262
FINLAND	136	180	111	BULGARIA	547	645	410
SWITZERLAND	151 519	37 325	23 407	UKRAINE	1 355	1 033	646
AUSTRIA	81 744	27 467	17 229	BELARUS	453	717	451
MALTA	418	267	165	MOLDOVA	101	131	83
TURKEY	4 371	1 158	667	RUSSIA	14 636	16 690	10 347
LATVIA	752	529	331	GEORGIA	223	94	59
POLAND	7 059	2 229	1 391	ARMENIA	380	119	76
CZECH REPUBL	5 123	1 626	1 040	KAZAKHSTAN	209	206	130
SLOVAKIA	177	260	164	UZBEKISTAN	31	56	36
HUNGARY	5 288	2 017	1 204	SLOVENIA	3 285	5 267	3 328
ROMANIA	926	168	107	CROATIA	6 043	12 583	7 852
UKRAINE	2 746	2 400	1 533	MACEDONIA	514	419	262
BELARUS	1 419	872	515	MOROCCO	85	108	66
RUSSIA	17 738	10 955	6 685	TUNISIA	171	354	224
KAZAKHSTAN	181	465	273	LIBYA	16	64	36
UZBEKISTAN	209	163	105	GHANA	209	97	61
SLOVENIA	210	130	84	NIGERIA	180	92	56
CROATIA	838	70	45	TANZANIA	149	87	52
MOROCCO	3 267	2 624	1 568	SOUTH AFRICA	93	174	112
LIBYA	36	205	126	USA	23 120	11 905	7 271
GHANA	80	48	31	CANADA	3 607	6 289	3 926
ZAIRE	222	60	38	MEXICO	68	170	110
ETHIOPIA	178	102	65	BARBADOS	219	439	279
USA	1 005	921	559	COLOMBIA	54	74	47
FRENCH GUIAN	812	378	236	CHILE	129	284	174
IRAN	360	120	71	ARGENTINA	16	68	43
SAUDI ARABIA	161	268	169	CYPRUS	2 798	1 619	997
KUWAIT	47	133	77	LEBANON	2 578	1 908	1 201
ARAB EMIRAT	91	729	458	SYRIA	2 238	373	226
JAPAN	2 778	2 244	1 428	IRAN	213	367	228
HONG KONG	47	53	32	ISRAEL	1 961	2 216	1 366
AUSTRALIA	745	620	377	JORDAN	550	337	209
812 PLUMBNG, SANITRY, EQPT. ETC				SAUDI ARABIA	4 485	3 346	2 054
IMPORTS	3 423 888	1 568 931	973 009	KUWAIT	686	871	546
FRANCE	321 561	236 919	146 899	BAHRAIN	364	428	277
BELGIUM LUX	373 874	168 264	104 402	QATAR	199	125	77
NETHERLANDS	311 999	160 980	100 037	ARAB EMIRAT	3 929	2 506	1 563
ITALY	831 506	314 899	195 775	OMAN	399	375	231
UNTD KINGDOM	23 631	6 419	3 978	SRI LANKA	52	51	31
IRELAND	19 818	6 885	4 151	THAILAND	512	919	553
DENMARK	71 644	35 921	22 297	VIETNAM	135	109	64
PORTUGAL	84 422	24 407	15 107	INDONESIA	1 238	1 827	1 141
SPAIN	71 232	18 238	11 240	MALAYSIA	176	187	118
EU	2 109 728	972 762	603 904	SINGAPORE	743	797	491
				PHILIPPINES	494	315	201
				CHINA	109	169	104
				SOUTH KOREA	373	945	578
				JAPAN	2 772	2 999	1 840
				TAIWAN	5 424	3 778	2 349
				HONG KONG	3 503	3 676	2 250

6 IMPORTS AND EXPORTS (SPECIAL TRADE) BY GROUPS OF THE SITC-REV. III AND BY COUNTRIES OF PRODUCTION AND CONSUMPTION 1994

GROUP COUNTRY	DT = 100 KG	1 000 DM	1 000 \$	GROUP COUNTRY	DT = 100 KG	1 000 DM	1 000 \$
AUSTRALIA	1 542	1 347	837	TURKMENISTAN	62	179	110
NEW ZEALAND	214	177	111	UZBEKISTAN	26	101	63
SHIPS SUPPL	76	123	80	SLOVENIA	4 441	7 559	4 690
UNID COUNTR	193	190	117	CROATIA	873	2 708	1 689
813 LIGHTNG FIXTURES ETC.NES				BOS HERZEGOV	19	72	46
IMPORTS	1 347 170	1 714 501	1 062 059	MACEDONIA	160	296	187
FRANCE	82 535	108 950	67 294	MOROCCO	467	1 598	995
BELGIUM LUX	81 585	78 481	48 621	ALGERIA	21	214	131
NETHERLANDS	61 411	90 216	55 915	TUNISIA	179	1 086	672
ITALY	261 475	376 109	232 647	LIBYA	334	1 203	759
UNTD KINGDOM	12 065	26 936	16 509	EGYPT	979	3 831	2 415
IRELAND	56	404	250	MAURITANIA	47	95	56
DENMARK	22 535	50 588	31 990	NIGER	7	58	37
GREECE	958	1 225	774	CAPE VERDE	47	85	50
PORTUGAL	6 583	5 245	3 235	SENEGAL	285	227	145
SPAIN	14 408	34 608	21 278	GAMBIA	6	121	71
EU	543 611	772 762	478 513	GUINEA	13	57	38
ICELAND	20	128	79	GHANA	157	444	265
NORWAY	9 892	19 090	11 766	NIGERIA	1 366	2 405	1 472
SWEDEN	19 076	30 445	18 831	CAMEROON	100	137	87
FINLAND	12 994	20 837	12 904	ANGOLA	215	427	272
SWITZERLAND	11 526	48 791	30 147	ETHIOPIA	388	627	379
AUSTRIA	89 327	192 861	119 273	DJIBOUTI	107	170	99
TURKEY	7 712	5 579	3 455	KENYA	77	268	165
LATVIA	443	140	88	TANZANIA	27	92	53
LITHUANIA	537	167	103	MADAGASCAR	20	77	51
POLAND	70 946	39 919	24 713	MAURITIUS	34	146	90
CZECH REPUB	24 538	15 476	9 634	ZIMBABWE	21	71	45
SLOVAKIA	11 886	4 745	2 981	SOUTH AFRICA	2 123	5 891	3 657
HUNGARY	29 689	20 047	12 440	NAMIBIA	14	68	41
ROMANIA	20 423	8 775	5 414	USA	10 883	47 188	29 227
BULGARIA	692	312	197	CANADA	1 095	6 927	4 279
UKRAINE	2 545	735	463	MEXICO	698	3 965	2 457
RUSSIA	118	106	65	GUATEMALA	83	185	115
SLOVENIA	47 662	23 556	14 578	COSTA RICA	52	267	154
CROATIA	2 403	3 405	2 091	PANAMA	17	114	68
MOROCCO	1 537	5 843	3 603	BAHAMAS	14	70	42
TUNISIA	106	139	85	GUADELOUPE	7	92	55
EGYPT	127	449	278	TRINIDAD TOB	30	329	205
SOUTH AFRICA	63	106	66	ARUBA	63	98	58
USA	11 397	50 691	31 275	NETH ANTILL	228	581	358
CANADA	94	505	311	COLOMBIA	141	922	575
MEXICO	642	506	305	VENEZUELA	416	1 549	930
BRAZIL	574	609	379	ECUADOR	110	361	225
IRAN	42	98	62	PERU	77	527	332
ISRAEL	45	180	110	BRAZIL	221	1 491	923
PAKISTAN	216	170	105	CHILE	436	2 103	1 297
INDIA	25 678	29 447	18 452	BOLIVIA	8	87	55
SRI LANKA	906	1 276	787	PARAGUAY	38	200	125
THAILAND	4 724	6 814	4 137	URUGUAY	44	205	124
VIETNAM	201	47	30	ARGENTINA	1 444	2 888	1 784
INDONESIA	1 049	1 393	819	CYPRUS	413	1 268	784
MALAYSIA	721	2 075	1 285	LEBANON	415	1 557	964
SINGAPORE	96	258	161	SYRIA	161	737	461
PHILIPPINES	6 720	9 645	5 932	IRAN	1 355	4 740	2 853
CHINA	279 787	243 456	151 386	ISRAEL	5 263	11 346	6 961
NORTH KOREA	36	115	71	JORDAN	178	670	426
SOUTH KOREA	2 155	2 712	1 641	SAUDI ARABIA	5 613	21 362	13 270
JAPAN	1 343	15 548	9 586	KUWAIT	2 123	6 472	3 978
TAIWAN	96 243	122 315	75 854	BAHRAIN	478	2 014	1 244
HONG KONG	5 996	10 784	6 639	QATAR	292	1 069	653
MACAO	406	943	590	ARAB EMIRAT	6 700	16 207	10 032
AUSTRALIA	13	185	119	OMAN	598	1 818	1 129
NEW ZEALAND	8	64	40	AFGHANISTAN	6 855	8 273	5 137
EXPORTS	556 798	1 445 866	894 155	PAKISTAN	53	422	261
FRANCE	61 388	146 011	89 931	INDIA	167	1 435	887
BELGIUM LUX	33 605	83 652	51 576	BANGLADESH	5	68	41
NETHERLANDS	78 926	164 447	101 272	SRI LANKA	58	363	225
ITALY	27 102	68 337	42 161	THAILAND	1 356	7 546	4 740
UNTD KINGDOM	37 087	97 725	60 243	VIETNAM	41	91	57
IRELAND	1 479	4 039	2 505	INDONESIA	424	2 003	1 249
DENMARK	10 599	26 214	16 218	MALAYSIA	906	2 915	1 789
GREECE	3 221	7 723	4 746	BRUNEI	117	782	482
PORTUGAL	2 971	8 721	5 343	SINGAPORE	5 298	20 063	12 335
SPAIN	12 824	37 009	22 843	PHILIPPINES	191	794	485
EU	269 202	643 878	396 838	CHINA	988	2 469	1 536
CANARY IS	207	596	367	SOUTH KOREA	1 358	6 909	4 261
CEUTA MEL	730	999	628	JAPAN	2 888	14 941	9 295
ICELAND	568	1 524	941	TAIWAN	1 315	4 718	2 929
NORWAY	8 614	27 944	17 340	HONG KONG	4 053	15 503	9 679
SWEDEN	11 850	38 023	23 557	AUSTRALIA	4 079	13 967	8 655
FINLAND	4 482	14 976	9 361	PAPUA NEW G	106	102	63
SWITZERLAND	39 811	122 121	75 633	NEW ZEALAND	264	1 488	921
AUSTRIA	73 022	187 821	116 564	UNID COUNTR	462	1 210	731
ANDORRA	15	63	39	821 FURNITURE,CUSHIONS,ETC.			
MALTA	340	721	442	IMPORTS	15 693 400	8 952 189	5 525 941
TURKEY	2 204	6 670	4 068	FRANCE	428 542	326 799	201 754
ESTONIA	132	359	219	BELGIUM LUX	511 665	389 576	240 400
LATVIA	500	1 550	971	NETHERLANDS	470 308	424 890	261 011
LITHUANIA	852	1 946	1 212	ITALY	2 764 267	1 935 095	1 193 220
POLAND	10 996	21 863	13 565	UNTD KINGDOM	298 796	165 734	102 527
CZECH REPUB	19 418	39 926	24 776	IRELAND	9 810	12 926	7 959
SLOVAKIA	7 572	8 341	5 249	DENMARK	1 250 476	848 802	523 709
HUNGARY	6 269	12 870	8 035	GREECE	19 148	8 129	4 991
ROMANIA	622	2 247	1 367	PORTUGAL	87 233	51 930	32 469
BULGARIA	494	1 899	1 173	SPAIN	119 981	107 292	66 413
ALBANIA	22	74	43	EU	5 960 226	4 271 173	2 634 463
UKRAINE	2 257	3 816	2 389	NORWAY	32 745	54 192	33 499
BELARUS	405	1 272	784	SWEDEN	630 951	297 142	189 462
RUSSIA	12 241	27 276	17 011	FINLAND	100 329	57 671	35 674
KAZAKHSTAN	103	358	220	INLAND	241 891	320 500	197 853
				SWITZERLAND	533 230	661 517	408 389
				AUSTRIA	42 090	52 902	32 591
				TURKEY			

6 IMPORTS AND EXPORTS (SPECIAL TRADE) BY GROUPS OF THE SITC-REV. III AND BY COUNTRIES OF PRODUCTION AND CONSUMPTION 1994

GROUP COUNTRY	DT = 100 KG	1 000 DM	1 000 \$	GROUP COUNTRY	DT = 100 KG	1 000 DM	1 000 \$
ESTONIA	28 078	6 896	4 228	TADJIKISTAN	211	88	51
LATVIA	71 239	15 772	9 808	KYRGHYZSTAN	562	244	153
LITHUANIA	25 053	4 011	2 472	SLOVENIA	11 645	13 581	8 463
POLAND	3 296 225	991 864	613 357	CROATIA	8 795	10 087	6 277
CZECH REPUB	892 240	307 646	190 392	BOS HERZEGOV	285	314	197
SLOVAKIA	307 051	81 329	50 294	SERB MONTNEG	55	90	54
HUNGARY	295 999	169 006	104 459	MACEDONIA	464	459	281
ROMANIA	1 020 107	266 527	164 276	MOROCCO	1 066	2 015	1 257
BULGARIA	24 522	8 563	5 284	ALGERIA	209	480	296
UKRAINE	61 258	9 618	5 945	TUNISIA	1 876	1 866	1 161
BELARUS	127 754	15 917	9 886	LIBYA	2 654	2 857	1 762
RUSSIA	192 485	30 796	18 979	EGYPT	2 919	6 553	4 077
KYRGHYZSTAN	185	77	46	MAURITANIA	89	174	105
SLOVENIA	350 340	230 909	142 952	NIGER	256	493	290
CROATIA	181 599	86 225	52 995	CHAD	18	57	36
MACEDONIA	1 814	647	394	CAPE VERDE	13	62	37
MOROCCO	100	69	42	LIBERIA	179	106	63
EGYPT	534	648	401	GHANA	885	617	381
IVORY COAST	928	187	119	TOGO	25	237	152
GHANA	1 339	288	181	BENIN	35	66	42
SOUTH AFRICA	36 032	258 667	161 300	NIGERIA	324	1 267	754
BOTSWANA	135	60	35	RWANDA	133	138	88
SWAZILAND	4 484	1 141	705	ANGOLA	42	47	30
USA	61 192	75 832	46 581	ETHIOPIA	373	592	366
CANADA	5 606	6 245	3 851	KENYA	94	309	188
MEXICO	1 034	1 961	1 208	UGANDA	60	70	46
HONDURAS	2 931	2 876	1 788	TANZANIA	216	340	217
COSTA RICA	296	106	62	REUNION	405	378	234
GUADELOUPE	25	85	50	MAURITIUS	57	88	54
COLOMBIA	132	312	195	ZAMBIA	102	69	44
PERU	344	236	145	ZIMBABWE	71	208	126
BRAZIL	228 247	84 819	51 826	SOUTH AFRICA	10 874	15 302	9 447
CHILE	1 432	778	484	NAMIBIA	75	87	55
BOLIVIA	1 423	187	117	USA	218 238	206 207	127 801
PARAGUAY	1 377	460	293	CANADA	39 167	16 841	10 454
ARGENTINA	539	1 686	1 009	MEXICO	33 274	25 788	15 963
CYPRUS	766	1 018	633	BERMUDA	38	93	58
LEBANON	55	120	71	GUATEMALA	617	591	361
SYRIA	1 300	129	82	EL SALVADOR	218	216	130
IRAN	12 259	9 889	5 539	PANAMA	465	563	345
ISRAEL	12 259	9 132	5 637	CUBA	62	72	44
ARAB EMIRAT	34	49	32	BAHAMAS	85	243	157
PAKISTAN	1 857	1 927	1 200	DOMINIC REP	62	116	68
INDIA	5 764	11 866	7 318	GUADELOUPE	232	322	199
SRI LANKA	1 626	922	563	MARTINIQUE	325	105	65
MYANMAR	99	72	45	JAMAICA	218	133	83
THAILAND	98 946	59 906	37 086	NETH ANTILL	1 165	875	548
VIETNAM	4 388	2 305	1 430	COLOMBIA	1 109	1 760	1 080
INDONESIA	175 770	115 684	71 390	VENEZUELA	1 951	1 363	819
MALAYSIA	35 408	18 751	11 604	FRENCH GUIAN	22	101	62
SINGAPORE	5 215	4 421	2 695	ECUADOR	261	288	175
PHILIPPINES	14 131	13 612	8 354	PERU	188	131	82
CHINA	208 252	127 412	77 880	BRAZIL	2 565	3 376	2 080
SOUTH KOREA	2 507	2 382	1 450	CHILE	1 918	1 828	1 152
JAPAN	10 438	29 672	18 231	BOLIVIA	163	148	91
TAIWAN	343 241	170 021	104 900	PARAGUAY	95	116	71
HONG KONG	4 890	3 046	1 873	URUGUAY	161	239	146
AUSTRALIA	303	360	224	ARGENTINA	11 413	6 154	3 873
NEW ZEALAND	101	187	117	CYPRUS	1 266	1 375	849
AM OCEANIA	415	119	75	LEBANON	6 237	7 653	4 736
WALLIS FUTUN	66	104	67	SYRIA	354	353	214
FIJI	135	70	42	IRAN	365	1 570	980
EXPORTS	7 725 021	6 270 092	3 876 302	ISRAEL	20 060	18 449	11 459
FRANCE	898 866	583 861	360 800	JORDAN	1 111	1 153	724
BELGIUM LUX	779 329	587 589	362 267	SAUDI ARABIA	21 295	14 011	8 577
NETHERLANDS	1 351 428	1 144 308	706 293	KUWAIT	5 244	7 350	4 578
ITALY	141 078	152 501	94 072	BAHRAIN	1 598	2 724	1 698
UNTD KINGDOM	451 493	342 900	211 539	QATAR	335	850	533
IRELAND	15 540	8 412	5 200	ARAB EMIRAT	5 930	7 162	4 408
DENMARK	89 596	64 127	39 515	OMAN	1 075	1 029	634
GREECE	36 157	23 371	14 388	YEMEN	67	111	67
PORTUGAL	30 363	26 604	16 436	PAKISTAN	457	624	373
SPAIN	119 671	117 502	72 421	INDIA	1 629	2 147	1 324
EU	3 853 521	3 051 175	1 882 931	SRI LANKA	118	153	92
CANARY IS	2 783	3 319	2 030	NEPAL	48	59	36
ICELAND	2 618	3 470	2 154	THAILAND	2 366	7 719	4 866
NORWAY	17 658	23 873	14 721	VIETNAM	114	141	86
SWEDEN	193 242	105 981	65 786	INDONESIA	1 123	1 817	1 136
FINLAND	13 441	16 103	9 948	MALAYSIA	841	1 472	910
SWITZERLAND	1 009 168	911 626	564 288	BRUNEI	27	129	80
AUSTRIA	1 394 903	1 041 500	644 260	SINGAPORE	13 079	17 298	10 797
ANDORRA	80	242	154	PHILIPPINES	3 766	4 952	3 104
GIBRALTAR	21	98	62	MONGOLIA	2 423	1 342	835
MALTA	1 129	2 216	1 362	CHINA	7 367	8 007	5 070
SAN MARINO	306	479	299	NORTH KOREA	49	103	62
TURKEY	11 721	12 821	7 847	SOUTH KOREA	11 962	14 709	9 212
ESTONIA	2 464	2 499	1 510	JAPAN	43 293	86 997	54 082
LATVIA	9 049	7 273	4 540	TAIWAN	16 522	16 939	10 487
LITHUANIA	14 265	10 677	6 633	HONG KONG	30 809	26 434	16 408
POLAND	97 052	64 599	39 776	MACAO	60	102	66
CZECH REPUB	156 528	110 041	68 308	AUSTRALIA	8 689	12 863	8 013
SLOVAKIA	14 621	15 371	9 527	PAPUA NEW G	203	87	55
HUNGARY	113 093	77 558	48 061	NEW ZEALAND	1 410	1 655	1 016
ROMANIA	12 898	6 492	4 037	NEW CALEDON	56	61	37
BULGARIA	7 013	5 683	3 551	UNID COUNTR	3 787	3 033	1 829
ALBANIA	254	270	160	831 TRUNK, SUIT-CASES, BAG, ETC			
UKRAINE	25 288	20 130	12 480	IMPORTS	1 026 198	1 744 456	1 077 536
BELARUS	8 278	7 431	4 646	FRANCE	41 171	71 398	44 596
MOLDOVA	393	384	240	BELGIUM LUX	46 459	84 941	52 459
RUSSIA	174 880	155 350	96 357	NETHERLANDS	22 284	40 267	24 890
GEORGIA	439	205	126	ITALY	32 967	181 826	112 765
AZERBAIJAN	293	445	283	UNTD KINGDOM	11 340	22 742	14 144
KAZAKHSTAN	11 291	10 770	6 595	IRELAND	5 330	4 443	2 752
UZBEKISTAN	1 217	1 555	974				

6 IMPORTS AND EXPORTS (SPECIAL TRADE) BY GROUPS OF THE SITC-REV. III AND BY COUNTRIES OF PRODUCTION AND CONSUMPTION 1994

GROUP COUNTRY	DT = 100 KG	1 000 DM	1 000 \$	GROUP COUNTRY	DT = 100 KG	1 000 DM	1 000 \$
DENMARK	1 440	4 050	2 535	SLOVENIA	687	1 770	1 086
GREECE	25	117	74	CROATIA	496	1 277	792
PORTUGAL	365	1 438	892	MACEDONIA	36	152	92
SPAIN	4 427	7 867	4 861	MOROCCO	65	233	143
EU	165 808	419 089	259 968	TUNISIA	246	222	133
NORWAY	315	199	127	EGYPT	23	144	88
SWEDEN	395	853	529	GHANA	21	73	46
FINLAND	101	322	198	NIGERIA	36	141	85
SWITZERLAND	14 165	19 463	12 061	ZAIRE	21	63	37
AUSTRIA	1 636	6 334	3 898	ETHIOPIA	10	85	51
MALTA	2 943	5 890	3 654	SOUTH AFRICA	104	536	329
TURKEY	5 939	24 810	15 349	USA	3 246	27 683	17 219
LITHUANIA	458	186	113	CANADA	411	1 864	1 151
POLAND	12 059	19 472	12 075	MEXICO	138	686	418
CZECH REPUBL	22 022	32 683	20 274	BERMUDA	3	82	49
SLOVAKIA	6 336	6 612	4 101	PANAMA	657	13 663	8 443
HUNGARY	21 392	15 186	9 368	CUBA	16	72	42
ROMANIA	7 367	3 112	1 914	BAHAMAS	9	188	116
BULGARIA	20 934	11 096	6 860	NETH ANTILL	9	104	63
UKRAINE	902	673	414	COLOMBIA	50	263	164
BELARUS	54	143	88	VENEZUELA	46	389	242
RUSSIA	315	249	153	BRAZIL	290	1 191	760
SLOVENIA	716	2 577	1 582	CHILE	52	168	101
CROATIA	1 070	875	549	PARAGUAY	18	60	36
MACEDONIA	404	223	137	ARGENTINA	296	790	487
MOROCCO	1 396	474	290	CYPRUS	27	103	61
TUNISIA	1 905	2 451	1 525	LEBANON	68	439	266
EGYPT	595	2 634	1 665	IRAN	41	156	93
KENYA	85	71	45	ISRAEL	296	898	557
TANZANIA	247	188	122	JORDAN	5	53	32
MADAGASCAR	150	81	51	SAUDI ARABIA	161	1 931	1 182
SOUTH AFRICA	195	855	531	KUWAIT	183	536	330
USA	6 354	23 313	14 451	BAHRAIN	26	516	311
CANADA	373	690	417	QATAR	27	201	117
MEXICO	199	747	459	ARAB EMIRAT	195	1 430	890
GUATEMALA	64	220	139	INDIA	39	259	157
NICARAGUA	44	245	153	THAILAND	104	640	390
COLOMBIA	1 792	8 751	5 407	INDONESIA	6	310	190
ECUADOR	31	109	70	MALAYSIA	10	463	285
BRAZIL	610	3 143	1 947	SINGAPORE	646	11 722	7 259
CHILE	22	138	85	PHILIPPINES	24	761	461
BOLIVIA	28	84	47	CHINA	117	362	222
PARAGUAY	50	206	130	SOUTH KOREA	480	10 011	6 159
URUGUAY	12	240	151	JAPAN	4 484	94 564	58 840
ARGENTINA	216	1 817	1 125	TAIWAN	332	5 169	3 201
CYPRUS	183	177	105	HONG KONG	1 399	19 549	12 054
SYRIA	26	119	70	AUSTRALIA	265	1 750	1 087
IRAN	45	88	50	NEW ZEALAND	27	164	101
ISRAEL	2 148	1 462	888	AM OCEANIA	48	700	447
ARAB EMIRAT	95	114	70	FR POLYNESIA	6	73	46
PAKISTAN	21 020	19 243	11 905	SHIPS SUPPL	59	3 139	1 953
INDIA	37 043	145 805	90 461	UNID COUNTR	262	1 085	654
BANGLADESH	80	175	111				
SRI LANKA	118	387	244				
NEPAL	568	881	423	841 MENS,BOYS CLOTHNG,X-KNIT			
THAILAND	12 637	56 598	34 851	IMPORTS	1 990 376	7 807 217	4 818 824
VIETNAM	15 300	36 291	22 362	FRANCE	10 242	61 735	38 026
INDONESIA	17 794	18 272	11 241	BELGIUM LUX	57 031	268 262	164 749
MALAYSIA	1 550	4 060	2 488	NETHERLANDS	14 918	73 999	45 877
SINGAPORE	174	2 131	1 311	ITALY	118 915	739 616	455 557
PHILIPPINES	1 532	3 876	2 395	UNTD KINGDOM	21 622	96 927	59 934
CHINA	547 563	689 908	425 176	IRELAND	479	2 598	1 626
SOUTH KOREA	15 919	49 678	30 482	DENMARK	8 544	54 884	34 827
JAPAN	734	5 894	3 626	GREECE	11 672	54 241	33 344
TAIWAN	35 944	55 968	34 268	PORTUGAL	40 527	209 432	129 726
HONG KONG	15 774	35 642	21 981	SPAIN	887	8 550	5 255
AUSTRALIA	11	78	49	EU	284 837	1 570 244	968 931
NEW ZEALAND	155	990	601	NORWAY	26	239	150
EXPORTS	117 234	574 140	354 791	SWEDEN	723	2 985	1 839
FRANCE	13 187	48 391	29 753	FINLAND	225	3 141	1 947
BELGIUM LUX	5 425	23 444	14 501	SWITZERLAND	2 655	37 685	23 184
NETHERLANDS	8 261	29 109	17 887	AUSTRIA	6 358	82 965	51 600
ITALY	3 645	13 231	8 166	MALTA	12 730	58 665	36 156
UNTD KINGDOM	6 458	24 580	15 195	TURKEY	130 123	617 431	382 344
IRELAND	1 489	2 750	1 708	ESTONIA	1 572	7 824	4 832
DENMARK	2 973	10 509	6 474	LATVIA	4 018	13 862	8 594
GREECE	391	1 779	1 089	LITHUANIA	13 540	43 926	27 475
PORTUGAL	643	2 445	1 493	POLAND	131 551	650 379	402 936
SPAIN	3 577	9 786	6 078	CZECH REPUBL	37 329	166 069	102 567
EU	46 049	166 024	102 344	SLOVAKIA	29 967	92 315	57 101
CANARY IS	16	100	58	HUNGARY	26 333	120 013	73 969
ICELAND	143	721	439	ROMANIA	70 433	331 329	205 551
NORWAY	858	3 397	2 083	BULGARIA	11 510	38 647	23 940
SWEDEN	1 531	5 306	3 279	ALBANIA	160	597	365
FINLAND	434	1 406	864	UKRAINE	10 223	29 469	18 239
SWITZERLAND	14 749	73 916	45 483	BELARUS	1 195	6 077	3 899
AUSTRIA	14 536	63 546	39 304	MOLDOVA	10	2 879	1 827
ANDORRA	26	183	117	RUSSIA	16 709	53 445	33 055
MALTA	39	116	63	SLOVENIA	22 886	193 709	119 665
TURKEY	354	1 217	744	CROATIA	32 931	245 448	151 274
ESTONIA	77	266	164	SERB MONTNEG	57	188	120
LATVIA	141	600	367	MACEDONIA	29 260	116 213	71 914
LITHUANIA	228	788	484	MOROCCO	23 432	77 892	48 235
POLAND	5 676	11 024	6 852	TUNISIA	92 257	352 012	217 615
CZECH REPUBL	7 283	13 080	8 079	EGYPT	5 399	14 581	9 032
SLOVAKIA	905	2 794	1 730	TOGO	35	82	49
HUNGARY	3 403	6 549	4 037	MADAGASCAR	1 839	2 596	1 595
ROMANIA	317	561	344	MAURITIUS	3 350	24 070	14 939
BULGARIA	176	492	295	ZAMBIA	25	81	47
UKRAINE	499	2 472	1 521	ZIMBABWE	6 499	15 062	9 245
BELARUS	233	487	302	SOUTH AFRICA	8 308	16 235	9 959
RUSSIA	2 883	8 876	5 518	LESOTHO	8 482	12 035	7 428
AZERBAIJAN	23	87	58	USA	20 148	104 085	64 366
KAZAKHSTAN	145	380	240	CANADA	164	1 277	802
				MEXICO	292	1 058	668

6 IMPORTS AND EXPORTS (SPECIAL TRADE) BY GROUPS OF THE SITC-REV. III AND BY COUNTRIES OF PRODUCTION AND CONSUMPTION 1994

GROUP COUNTRY	DT = 100 KG	1 000 DM	1 000 \$	GROUP COUNTRY	DT = 100 KG	1 000 DM	1 000 \$
GUATEMALA	125	488	301	USA	2 986	25 312	15 718
EL SALVADOR	17	105	62	CANADA	1 489	24 465	15 146
COSTA RICA	286	1 695	1 054	MEXICO	480	12 033	7 469
JAMAICA	37	134	88	PANAMA	9	362	225
ST LUCIA	149	338	197	ARUBA	1	118	74
COLOMBIA	3 878	11 606	7 190	NETH ANTILL	53	653	404
ECUADOR	105	282	168	COLOMBIA	53	1 534	954
PERU	324	387	246	VENEZUELA	27	640	395
BRAZIL	5 349	11 329	6 970	ECUADOR	3	73	46
CHILE	349	871	537	BRAZIL	59	1 056	666
PARAGUAY	192	308	184	CHILE	71	1 086	659
URUGUAY	130	1 209	774	BOLIVIA	6	125	79
CYPRUS	2 271	6 904	4 308	PARAGUAY	5	133	83
SYRIA	1 732	4 940	3 070	ARGENTINA	42	980	597
IRAN	871	2 058	1 278	CYPRUS	75	927	568
ISRAEL	1 076	5 803	3 549	LEBANON	422	6 861	4 277
JORDAN	337	529	338	IRAN	1	56	34
BAHRAIN	29	67	42	ISRAEL	74	1 061	653
QATAR	93	312	194	JORDAN	18	410	255
ARAB EMIRAT	12 469	30 137	18 731	SAUDI ARABIA	336	5 270	3 253
AFGHANISTAN	183	247	153	KUWAIT	529	6 510	4 017
PAKISTAN	44 194	75 163	46 266	BAHRAIN	35	519	313
INDIA	70 940	211 448	129 956	QATAR	16	414	256
BANGLADESH	123 422	214 980	133 681	ARAB EMIRAT	445	4 883	3 029
MALDIVES	62	109	68	OMAN	7	167	105
SRI LANKA	25 680	77 976	48 172	AFGHANISTAN	22	77	49
NEPAL	1 301	2 368	1 454	PAKISTAN	35	85	51
MYANMAR	2 367	4 672	2 880	THAILAND	30	629	392
THAILAND	31 856	91 135	55 946	INDONESIA	8	199	121
LAOS	3 690	7 694	4 713	MALAYSIA	86	894	559
VIETNAM	35 371	125 285	77 997	SINGAPORE	181	3 601	2 240
CAMBODIA	4 179	10 725	6 447	MONGOLIA	134	109	66
INDONESIA	49 572	136 483	83 975	CHINA	61	696	438
MALAYSIA	6 831	23 445	14 426	SOUTH KOREA	75	1 690	1 009
SINGAPORE	1 270	4 300	2 620	JAPAN	2 770	25 531	15 965
PHILIPPINES	10 923	36 460	22 548	TAIWAN	179	3 978	2 468
MONGOLIA	1 431	3 077	1 929	HONG KONG	702	13 993	8 696
CHINA	197 069	608 711	371 863	MACAO	28	934	578
NORTH KOREA	12 173	40 754	25 231	AUSTRALIA	22	488	289
SOUTH KOREA	26 163	131 265	80 664	NEW ZEALAND	21	268	165
JAPAN	21 851	82 775	50 812	NEW CALEDON	6	52	31
TAIWAN	5 829	21 213	13 090	UNID COUNTR	122	1 207	728
HONG KONG	202 333	626 637	385 472				
MACAO	32 376	80 770	49 657	842 WOMEN, GIRL CLOTHING, XKNIT			
AUSTRALIA	440	1 950	1 223	IMPORTS	1 766 061	9 847 439	6 065 601
NEW ZEALAND	54	385	238	FRANCE	32 685	285 861	176 499
FIJI	405	641	402	BELGIUM LUX	13 418	92 785	57 210
EXPORTS	240 969	2 167 831	1 338 192	NETHERLANDS	25 507	161 385	99 910
FRANCE	22 964	213 305	131 798	ITALY	118 422	837 080	515 454
BELGIUM LUX	19 564	207 437	127 460	UNTD KINGDOM	26 012	174 052	108 480
NETHERLANDS	46 439	428 898	264 200	IRELAND	660	3 322	2 043
ITALY	11 241	83 883	51 472	DENMARK	7 475	25 623	15 823
UNTD KINGDOM	18 796	187 687	115 834	GREECE	49 148	288 898	177 885
IRELAND	2 125	24 002	14 910	PORTUGAL	38 413	241 597	148 930
DENMARK	3 647	38 734	23 979	SPAIN	581	11 892	7 123
GREECE	1 276	15 784	9 850	EU	312 321	2 122 495	1 309 357
PORTUGAL	1 364	11 485	7 027	ICELAND	2	59	35
SPAIN	4 347	35 402	21 903	NORWAY	50	293	182
EU	131 763	1 246 617	768 433	SWEDEN	125	1 355	846
CANARY IS	31	432	267	FINLAND	581	10 013	6 194
ICELAND	221	2 683	1 680	SWITZERLAND	3 259	68 215	42 021
NORWAY	957	14 819	9 186	AUSTRIA	8 993	136 642	84 459
SWEDEN	1 498	21 346	13 242	MALTA	3 439	34 071	21 152
FINLAND	590	7 794	4 851	TURKEY	154 502	749 578	463 472
SWITZERLAND	26 810	248 672	153 565	ESTONIA	2 391	10 470	6 388
AUSTRIA	33 211	302 530	186 911	LATVIA	5 152	26 121	16 148
ANDORRA	15	293	184	LITHUANIA	9 887	39 694	24 434
MALTA	30	460	284	POLAND	143 013	964 329	595 619
TURKEY	408	2 396	1 446	CZECH REPUB	36 756	204 230	126 174
ESTONIA	153	733	474	SLOVAKIA	18 303	105 590	65 298
LATVIA	305	2 333	1 461	HUNGARY	40 396	306 674	189 058
LITHUANIA	953	4 200	2 571	ROMANIA	66 861	361 071	222 949
POLAND	4 222	17 294	10 617	BULGARIA	18 953	91 174	56 300
CZECH REPUB	4 472	18 381	11 442	ALBANIA	2 502	7 429	4 632
SLOVAKIA	862	1 913	1 176	UKRAINE	26 567	111 364	69 003
HUNGARY	2 198	8 269	5 112	BELARUS	4 169	22 442	13 968
ROMANIA	4 261	19 437	12 020	MOLDOVA	1 456	6 001	3 722
BULGARIA	247	1 428	871	RUSSIA	14 296	68 617	42 320
UKRAINE	810	4 214	2 600	ARMENIA	185	1 193	727
BELARUS	161	1 878	1 176	KAZAKHSTAN	201	252	152
MOLDOVA	11	136	84	SLOVENIA	33 879	324 852	200 438
RUSSIA	4 401	35 653	22 136	CROATIA	29 284	232 506	143 622
GEORGIA	10	116	70	BOS HERZEGOV	914	6 207	3 822
AZERBAIJAN	84	602	379	MACEDONIA	15 949	83 542	51 291
KAZAKHSTAN	478	1 053	657	MOROCCO	74 984	350 605	215 986
UZBEKISTAN	5	97	60	TUNISIA	73 633	338 668	209 278
KYRGHZSTAN	36	47	30	EGYPT	1 548	2 964	1 821
SLOVENIA	468	3 538	2 198	MALI	36	475	292
CROATIA	3 488	19 163	11 842	KENYA	338	334	192
BOS HERZEGOV	6	82	52	MADAGASCAR	682	2 204	1 371
MACEDONIA	714	3 061	1 908	MAURITIUS	1 547	6 503	3 987
MOROCCO	2 094	7 364	4 494	ZIMBABWE	1 398	5 186	3 141
ALGERIA	6	49	31	SOUTH AFRICA	956	3 814	2 303
TUNISIA	2 759	11 891	7 342	LESOTHO	127	177	108
LIBYA	42	181	113	USA	1 849	18 682	11 535
EGYPT	183	2 804	1 736	CANADA	277	6 010	3 752
GHANA	13	82	48	MEXICO	124	995	596
BENIN	6	62	39	GUATEMALA	97	513	309
NIGERIA	33	485	301	MARTINIQUE	60	72	43
CENT AFR REP	4	58	39	GRENADA	13	47	30
KENYA	12	208	129	COLOMBIA	532	2 583	1 609
UGANDA	6	118	71	ECUADOR	20	62	36
REUNION	6	56	33	PERU	400	434	279
SOUTH AFRICA	99	2 125	1 312	BRAZIL	5 197	12 136	7 516

6 IMPORTS AND EXPORTS (SPECIAL TRADE) BY GROUPS OF THE SITC-REV. III AND BY COUNTRIES OF PRODUCTION AND CONSUMPTION 1994

GROUP COUNTRY	DT = 100 KG	1 000 DM	1 000 \$	GROUP COUNTRY	DT = 100 KG	1 000 DM	1 000 \$
CHILE	25	142	83	ARGENTINA	174	1 920	1 173
URUGUAY	35	288	183	CYPRUS	107	1 408	869
CYPRUS	1 561	11 571	7 248	LEBANON	353	8 149	5 026
SYRIA	558	1 660	1 029	SYRIA	2	80	43
IRAN	271	836	517	IRAN	19	885	538
ISRAEL	1 280	11 989	7 411	ISRAEL	393	5 623	3 521
ARAB EMIRAT	5 573	20 415	12 499	JORDAN	95	2 015	1 230
PAKISTAN	32 466	57 115	34 681	SAUDI ARABIA	766	14 581	8 805
INDIA	77 239	320 046	195 860	KUWAIT	386	7 006	4 324
BANGLADESH	11 112	27 612	16 998	BAHRAIN	24	1 135	675
SRI LANKA	13 577	66 297	40 728	QATAR	9	1 070	657
NEPAL	521	1 263	776	ARAB EMIRAT	315	5 525	3 388
MYANMAR	107	273	173	OMAN	2	372	218
THAILAND	14 225	66 790	40 814	INDIA	7	160	93
LAOS	2 668	10 257	6 355	THAILAND	3	445	268
VIETNAM	26 522	117 820	73 338	VIETNAM	7	57	30
CAMBODIA	941	3 001	1 923	INDONESIA	31	1 066	660
INDONESIA	58 452	234 318	144 349	MALAYSIA	8	764	469
MALAYSIA	6 617	28 495	17 543	SINGAPORE	341	10 645	6 536
SINGAPORE	1 861	7 604	4 590	PHILIPPINES	6	285	161
PHILIPPINES	14 575	50 387	31 049	MONGOLIA	12	83	48
MONGOLIA	692	1 247	770	CHINA	53	2 020	1 202
CHINA	203 513	1 104 453	672 718	SOUTH KOREA	245	11 675	7 246
NORTH KOREA	9 605	39 862	24 617	JAPAN	1 356	58 139	35 841
SOUTH KOREA	12 878	67 871	42 083	TAIWAN	634	21 521	13 353
JAPAN	474	3 978	2 397	HONG KONG	1 668	53 880	33 174
TAIWAN	4 303	25 619	15 642	MACAO	9	683	426
HONG KONG	122 262	638 682	393 741	AUSTRALIA	411	10 487	6 536
MACAO	23 504	75 609	46 425	AUST OCEANIA	1	60	35
AUSTRALIA	160	909	563	NEW ZEALAND	1	305	179
NEW ZEALAND	18	132	83	UNID COUNTR	148	2 972	1 797
FIJI	140	190	111				
EXPORTS	297 302	4 083 687	2 511 335	843 MENS,BOYS CLOTHING,KNIT			
FRANCE	28 525	365 713	224 331	IMPORTS	346 872	1 111 740	686 180
BELGIUM LUX	21 682	381 507	234 189	FRANCE	2 787	26 600	16 321
NETHERLANDS	62 174	752 701	462 270	BELGIUM LUX	3 216	11 372	7 001
ITALY	6 521	76 952	46 969	NETHERLANDS	5 434	20 810	12 894
UNTD KINGDOM	22 149	361 932	222 310	ITALY	15 863	96 308	59 203
IRELAND	3 417	63 220	38 864	UNTD KINGDOM	1 290	8 380	5 227
DENMARK	8 604	76 627	47 169	IRELAND	7 008	23 090	14 208
GREECE	4 023	41 522	25 654	DENMARK	1 016	6 849	4 225
PORTUGAL	1 212	22 463	13 809	GREECE	20 576	74 476	46 022
SPAIN	5 246	67 138	41 327	PORTUGAL	32 281	127 297	79 138
EU	163 553	2 209 775	1 356 872	SPAIN	347	1 262	778
CANARY IS	61	1 534	919	EU	89 818	396 444	245 017
ICELAND	220	4 200	2 595	NORWAY	7	89	53
NORWAY	3 638	63 044	38 749	SWEDEN	66	415	249
SWEDEN	4 670	64 503	39 768	FINLAND	128	1 446	881
FINLAND	1 180	15 243	9 389	SWITZERLAND	3 673	32 195	20 035
SWITZERLAND	33 267	524 555	322 753	AUSTRIA	1 200	14 755	9 143
AUSTRIA	38 979	522 352	320 996	MALTA	193	647	405
ANDORRA	23	1 028	619	TURKEY	34 906	114 948	71 217
GIBRALTAR		207	115	ESTONIA	530	1 288	794
MALTA	68	942	576	LATVIA	451	1 474	305
TURKEY	270	3 443	2 092	LITHUANIA	640	1 030	649
ESTONIA	131	1 567	955	POLAND	7 191	21 930	13 571
LATVIA	151	2 139	1 330	CZECH REPUB	5 596	25 076	15 540
LITHUANIA	580	4 184	2 572	SLOVAKIA	888	3 032	1 908
POLAND	4 285	27 189	16 788	HUNGARY	5 398	18 599	11 576
CZECH REPUB	9 445	50 068	30 802	ROMANIA	5 453	8 289	5 187
SLOVAKIA	467	3 299	2 055	BULGARIA	1 929	2 932	1 893
HUNGARY	3 890	21 367	13 251	UKRAINE	307	485	304
ROMANIA	638	3 725	2 264	BELARUS	183	153	97
BULGARIA	205	1 175	705	RUSSIA	141	439	273
ALBANIA	5	52	32	KAZAKHSTAN	87	88	56
UKRAINE	551	3 956	2 456	SLOVENIA	1 183	7 174	4 444
BELARUS	260	3 099	1 936	CROATIA	3 444	10 829	6 713
MOLDOVA	16	190	122	MACEDONIA	2 761	7 159	4 422
RUSSIA	6 566	72 734	45 067	MOROCCO	842	4 899	3 004
GEORGIA	5	159	104	TUNISIA	3 284	9 091	5 601
AZERBAIJAN	7	110	68	EGYPT	4 298	9 801	6 075
KAZAKHSTAN	195	912	569	MAURITIUS	1 043	3 575	2 202
TURKMENISTAN	60	122	73	ZIMBABWE	60	194	116
UZBEKISTAN	6	143	90	SOUTH AFRICA	405	1 089	634
KYRGHYZSTAN	176	341	212	USA	871	6 642	4 043
SLOVENIA	699	6 270	3 866	CANADA	19	236	146
CROATIA	1 275	6 600	4 095	MEXICO	68	110	65
BOS HERZEGOV	11	86	55	GUATEMALA	12	597	348
MACEDONIA	433	2 236	1 363	DOMINIC REP	212	50	38
MOROCCO	422	1 734	1 062	COLOMBIA	50	257	152
TUNISIA	5 782	19 323	12 015	ECUADOR	68	3 813	2 310
LIBYA	26	234	137	PERU	970	1 950	1 187
EGYPT	95	3 515	2 166	BRAZIL	550	27	62
SIERRA LEONE	2	57	36	CHILE	27	94	56
DJIBOUTI	30	59	38	CYPRUS	22	572	359
REUNION		63	38	LEBANON	175	6 319	3 937
ZIMBABWE	19	104	65	SYRIA	3 105	1 088	664
SOUTH AFRICA	197	5 653	3 481	IRAN	556	5 894	3 701
USA	4 343	148 498	92 460	ISRAEL	804	75	48
CANADA	2 187	42 898	26 478	JORDAN	21	97	60
MEXICO	341	7 317	4 522	BAHRAIN	45	543	345
BERMUDA		138	80	QATAR	193	6 589	4 089
COSTA RICA		106	64	OMAN	50	139	88
GUADELOUPE	1	59	32	PAKISTAN	16 046	22 467	13 781
MARTINIQUE		95	53	INDIA	15 510	31 077	18 975
ARUBA	38	115	68	BANGLADESH	10 216	18 579	11 505
NETH ANTILL	18	637	375	MALDIVES	86	185	109
COLOMBIA	14	837	505	SRI LANKA	3 391	8 316	5 150
VENEZUELA	4	447	274	NEPAL	163	255	163
BRAZIL	17	1 140	702	MYANMAR	86	227	133
CHILE	144	1 968	1 227	THAILAND	4 873	17 346	10 629
BOLIVIA	3	156	99	LAOS	139	369	216
PARAGUAY		151	90	VIETNAM	907	2 873	1 816
URUGUAY	7	148	89				

6 IMPORTS AND EXPORTS (SPECIAL TRADE) BY GROUPS OF THE SITC-REV. III AND BY COUNTRIES OF PRODUCTION AND CONSUMPTION 1994

GROUP COUNTRY	DT = 100 KG	1 000 DM	1 000 \$	GROUP COUNTRY	DT = 100 KG	1 000 DM	1 000 \$
CAMBODIA	109	262	160	HUNGARY	17 265	78 589	48 815
INDONESIA	10 738	27 294	16 722	ROMANIA	4 234	15 474	9 748
MALAYSIA	2 013	6 155	3 732	BULGARIA	2 939	10 313	6 423
SINGAPORE	1 187	4 271	2 586	ALBANIA	74	232	147
PHILIPPINES	4 523	8 913	5 421	UKRAINE	1 007	3 272	2 032
CHINA	63 346	134 076	82 746	BELARUS	289	861	525
SOUTH KOREA	2 837	9 560	5 845	MOLDOVA	51	244	149
JAPAN	771	4 693	2 895	RUSSIA	711	2 360	1 464
TAIWAN	6 942	21 715	13 294	SLOVENIA	3 949	27 558	17 035
HONG KONG	13 278	48 818	29 826	CROATIA	8 230	32 027	19 833
MACAO	2 713	10 031	6 139	BOS HERZEGOV	90	527	329
AUSTRALIA	13	186	112	MACEDONIA	1 035	3 025	1 900
NEW ZEALAND	8	55	35	MOROCCO	10 652	48 181	29 922
EXPORTS	40 277	193 999	119 712	TUNISIA	9 461	47 609	29 538
FRANCE	2 924	17 888	10 990	EGYPT	1 813	5 240	3 258
BELGIUM LUX	2 976	20 601	12 635	MADAGASCAR	94	379	232
NETHERLANDS	5 511	30 205	18 658	MAURITIUS	1 939	5 999	3 670
ITALY	1 516	7 021	4 383	ZIMBABWE	148	791	474
UNTD KINGDOM	1 842	7 766	4 803	SOUTH AFRICA	436	2 127	1 273
IRELAND	620	1 731	1 105	USA	1 391	13 010	8 049
DENMARK	257	2 233	1 389	CANADA	78	1 822	1 163
GREECE	1 657	6 271	3 865	MEXICO	65	424	267
PORTUGAL	721	3 674	2 263	GUATEMALA	15	50	31
SPAIN	592	3 010	1 856	JAMAICA	21	111	73
EU	18 616	100 400	61 947	COLOMBIA	244	621	359
CANARY IS	12	103	60	PERU	140	905	541
ICELAND	20	136	77	BRAZIL	4 032	13 657	8 244
NORWAY	101	666	402	CHILE	54	450	270
SWEDEN	104	707	434	BOLIVIA	13	157	100
FINLAND	76	435	274	CYPRUS	385	1 787	1 103
SWITZERLAND	2 453	16 966	10 456	LEBANON	184	586	367
AUSTRIA	4 172	24 554	15 122	SYRIA	1 892	3 742	2 298
TURKEY	77	355	227	IRAN	564	1 075	663
ESTONIA	7	53	31	ISRAEL	2 486	20 371	12 597
LATVIA	30	254	159	ARAB EMIRAT	3 989	8 578	5 198
LITHUANIA	70	362	222	PAKISTAN	50 712	74 990	45 804
POLAND	1 109	2 464	1 528	INDIA	26 099	59 269	35 817
CZECH REPUB	4 390	16 083	9 867	BANGLADESH	5 481	10 309	6 368
SLOVAKIA	39	162	96	MALDIVES	263	718	441
HUNGARY	2 393	6 805	4 226	SRI LANKA	1 996	7 665	4 741
ROMANIA	200	304	192	NEPAL	38	94	60
BULGARIA	8	47	32	THAILAND	8 327	32 474	19 717
UKRAINE	100	754	468	LAOS	229	577	357
BELARUS	26	161	95	VIETNAM	1 044	3 438	2 168
RUSSIA	1 185	5 597	3 467	CAMBODIA	272	496	303
KAZAKHSTAN	59	246	152	INDONESIA	16 988	51 270	31 593
KYRGHYZSTAN	61	63	40	MALAYSIA	15 386	45 297	27 696
SLOVENIA	403	1 479	917	SINGAPORE	2 177	8 298	5 066
CROATIA	1 359	3 506	2 196	PHILIPPINES	6 417	16 424	10 025
BOS HERZEGOV	23	48	30	CHINA	85 241	225 449	138 737
SERB MONTNEG	111	220	141	NORTH KOREA	57	127	81
MACEDONIA	39	157	92	SOUTH KOREA	3 007	10 231	6 329
TUNISIA	2 474	4 278	2 660	JAPAN	9	419	247
EGYPT	9	100	61	TAIWAN	9 196	31 784	19 488
DJIBOUTI	25	79	52	HONG KONG	24 616	110 244	67 413
SOUTH AFRICA	55	94	59	MACAO	3 690	15 432	9 456
USA	91	1 052	651	AUSTRALIA	5	86	50
CANADA	36	357	219	EXPORTS	101 309	671 762	414 629
MEXICO	10	161	99	FRANCE	7 765	55 150	34 012
COLOMBIA	2	50	32	BELGIUM LUX	5 955	58 654	36 107
CYPRUS	5	66	40	NETHERLANDS	16 923	114 117	70 175
LEBANON	29	270	158	ITALY	1 494	13 210	8 203
ISRAEL	21	303	186	UNTD KINGDOM	2 870	21 150	13 002
SAUDI ARABIA	25	349	209	IRELAND	199	2 834	1 739
KUWAIT	11	108	66	DENMARK	1 244	10 627	6 577
ARAB EMIRAT	14	216	138	GREECE	2 179	9 975	6 159
SINGAPORE	22	265	166	PORTUGAL	5 460	11 284	6 972
SOUTH KOREA	4	77	47	SPAIN	1 994	12 830	7 968
JAPAN	75	1 259	776	EU	46 083	309 831	190 914
TAIWAN	19	388	239	CANARY IS	6	159	94
HONG KONG	26	427	260	ICELAND	37	450	257
AUSTRALIA	5	57	36	NORWAY	540	6 412	3 994
SHIPS SUPPL		74	45	SWEDEN	378	3 623	2 211
UNID COUNTR	29	171	102	FINLAND	236	1 799	1 107
				SWITZERLAND	9 230	85 845	53 066
844 WOMEN,GIRLS CLOTHNG.KNIT				AUSTRIA	11 481	93 920	57 983
IMPORTS	734 458	2 799 073	1 726 519	ANDORRA	6	106	61
FRANCE	13 187	115 510	71 983	MALTA	6	89	48
BELGIUM LUX	2 186	18 343	11 504	TURKEY	276	1 079	661
NETHERLANDS	11 894	50 498	31 356	ESTONIA	31	191	111
ITALY	34 484	247 905	152 853	LATVIA	779	3 616	2 244
UNTD KINGDOM	7 448	53 991	33 613	LITHUANIA	33	362	222
IRELAND	1 611	10 429	6 369	POLAND	3 017	18 446	11 396
DENMARK	6 196	49 609	26 857	CZECH REPUB	6 951	32 365	20 046
GREECE	32 365	151 577	93 618	SLOVAKIA	1 033	2 509	1 565
PORTUGAL	23 809	96 691	59 519	HUNGARY	10 208	38 790	24 048
SPAIN	1 037	6 109	3 781	ROMANIA	304	1 369	872
EU	134 217	794 662	491 293	BULGARIA	144	747	472
ICELAND	17	176	111	UKRAINE	261	2 238	1 381
NORWAY	4	72	43	BELARUS	124	739	449
SWEDEN	181	1 322	825	RUSSIA	2 371	15 870	9 843
FINLAND	3 320	31 489	19 459	KAZAKHSTAN	83	485	299
SWITZERLAND	5 794	70 927	44 044	KYRGHYZSTAN	108	171	108
AUSTRIA	2 662	37 564	23 319	SLOVENIA	797	3 603	2 210
MALTA	183	1 347	844	CROATIA	3 159	10 991	6 812
TURKEY	211 846	655 156	403 852	SERB MONTNEG	45	184	119
ESTONIA	110	318	198	MACEDONIA	13	127	78
LATVIA	897	3 366	2 119	MOROCCO	46	175	110
LITHUANIA	888	2 802	1 729	TUNISIA	1 576	3 744	2 331
POLAND	16 521	69 570	43 240	EGYPT	9	334	203
CZECH REPUB	11 077	54 590	33 887	SOUTH AFRICA	25	290	180
SLOVAKIA	5 475	18 224	11 365	USA	378	6 657	4 143
				CANADA	142	2 227	1 369
				MEXICO	5	209	128

6 IMPORTS AND EXPORTS (SPECIAL TRADE) BY GROUPS OF THE SITC-REV. III AND BY COUNTRIES OF PRODUCTION AND CONSUMPTION 1994

GROUP COUNTRY	DT = 100 KG	1 000 DM	1 000 \$	GROUP COUNTRY	DT = 100 KG	1 000 DM	1 000 \$
COSTA RICA	12	97	62	OMAN	692	1 089	663
CUBA	3	54	31	PAKISTAN	61 097	99 863	61 234
COLOMBIA	2	72	41	INDIA	73 697	193 704	117 842
BRAZIL		66	42	BANGLADESH	105 817	165 654	102 120
CHILE	14	83	52	MALDIVES		1 841	1 123
CYPRUS	7	153	87	SRI LANKA	17 297	48 543	30 130
LEBANON	63	846	519	NEPAL	1 924	4 809	2 974
IRAN	1	68	40	THAILAND	49 050	176 842	108 401
ISRAEL	89	736	461	LAOS	5 019	12 068	7 524
JORDAN	6	117	67	VIETNAM	9 229	35 934	22 396
SAUDI ARABIA	287	2 858	1 738	CAMBODIA	5 492	7 264	4 389
KUWAIT	84	1 412	864	INDONESIA	60 520	196 818	121 567
BAHRAIN	8	119	66	MALAYSIA	19 389	74 261	46 017
QATAR	11	127	75	BRUNEI		17	41
ARAB EMIRAT	56	783	475	SINGAPORE	9 262	35 179	21 601
INDONESIA	40	83	52	PHILIPPINES	44 849	113 729	70 145
SINGAPORE	15	412	244	MONGOLIA	1 006	2 157	1 337
CHINA	65	208	120	CHINA	256 695	942 782	579 223
SOUTH KOREA	8	565	350	NORTH KOREA	2 508	5 189	3 275
JAPAN	237	7 155	4 439	SOUTH KOREA	45 158	151 777	94 216
TAIWAN	56	1 787	1 104	JAPAN		1 872	1 146
HONG KONG	148	2 423	1 496	TAIWAN	45 196	179 487	111 214
AUSTRALIA	19	405	247	HONG KONG	126 067	682 909	424 972
NEW ZEALAND	8	97	57	MACAO	27 747	140 125	87 294
AM OCEANIA	2	47	30	AUSTRALIA		286	2 100
UNID COUNTR	37	498	296	NEW ZEALAND		89	488
				FIJI		116	187
845 OTHR. TEXTILE APPAREL, NES				EXPORTS	278 550	2 090 367	1 292 920
IMPORTS	2 503 368	10 435 359	6 460 660	FRANCE	25 075	162 764	100 737
FRANCE	34 958	309 588	191 747	BELGIUM LUX	16 050	181 806	112 448
BELGIUM LUX	15 751	81 208	50 498	NETHERLANDS	50 308	368 524	227 501
NETHERLANDS	50 642	225 188	139 490	ITALY	12 891	66 955	41 518
ITALY	259 545	1 868 494	1 164 119	UNTD KINGDOM	17 993	123 668	76 603
UNTD KINGDOM	27 598	166 453	103 732	IRELAND		1 157	13 763
IRELAND	41 063	64 899	40 427	DENMARK	3 819	29 528	18 191
DENMARK	23 132	143 605	89 016	GREECE	3 840	28 736	17 701
GREECE	146 388	594 530	365 468	PORTUGAL	5 280	31 068	19 123
PORTUGAL	125 060	538 568	332 846	SPAIN	5 469	37 960	23 421
SPAIN	9 145	29 496	18 301	EU	141 882	1 044 772	645 805
EU	733 282	4 022 009	2 495 644	CANARY IS		52	838
ICELAND	160	1 762	1 119	ICELAND		246	2 086
NORWAY	204	959	599	NORWAY	1 168	13 667	8 478
SWEDEN	970	10 702	6 602	SWEDEN	986	11 619	7 164
FINLAND	490	5 924	3 883	FINLAND	499	3 580	2 209
SWITZERLAND	7 699	87 319	54 269	SWITZERLAND	24 840	245 457	151 824
AUSTRIA	11 106	147 685	91 801	AUSTRIA	39 130	327 891	203 085
MALTA	1 060	4 496	2 747	ANDORRA		21	519
TURKEY	352 233	1 323 766	819 803	MALTA		37	459
ESTONIA	823	2 586	1 610	TURKEY		637	3 833
LATVIA	1 502	5 730	3 572	ESTONIA		154	905
LITHUANIA	2 799	8 124	5 098	LATVIA		407	3 112
POLAND	45 641	193 350	120 320	LITHUANIA		295	1 748
CZECH REPUB	23 336	110 076	67 944	POLAND	7 256	33 464	20 625
SLOVAKIA	13 153	40 305	24 965	CZECH REPUB	12 736	53 911	33 362
HUNGARY	30 094	172 062	106 538	SLOVAKIA	2 108	7 137	4 410
ROMANIA	33 019	91 094	56 870	HUNGARY	13 421	76 225	47 206
BULGARIA	19 816	53 308	33 350	ROMANIA	1 151	3 661	2 408
ALBANIA	194	714	458	BULGARIA	415	2 768	1 710
UKRAINE	3 642	10 286	6 381	UKRAINE	1 289	9 088	5 665
BELARUS	3 670	12 497	7 733	BELARUS	1 741	14 193	8 668
MOLDOVA	97	192	115	MOLDOVA		106	329
RUSSIA	5 761	10 830	6 814	RUSSIA	5 601	33 479	20 653
UZBEKISTAN	37	70	41	GEORGIA		163	278
SLOVENIA	13 581	110 058	68 191	AZERBAIJAN		27	181
CROATIA	18 004	80 715	49 994	KAZAKHSTAN		302	1 689
BOS HERZEGOV	9 244	1 473	909	UZBEKISTAN		73	77
MACEONIA	9 739	26 864	16 605	KYRGHYZSTAN		93	139
MOROCCO	16 674	55 471	34 380	SLOVENIA	3 923	18 185	11 298
TUNISIA	19 986	94 713	58 533	CROATIA	4 988	17 819	11 101
EGYPT	19 188	38 510	23 729	BOS HERZEGOV		39	114
KENYA	849	831	486	SERB MONTNEG		280	530
TANZANIA	1 201	1 852	1 158	MACEONIA		363	1 441
MADAGASCAR	1 215	9 790	6 254	MOROCCO		85	332
MAURITIUS	21 599	78 833	48 796	TUNISIA	2 861	12 300	7 611
ZIMBABWE	1 059	2 131	1 335	LIBYA		23	72
SOUTH AFRICA	2 500	9 673	5 867	EGYPT		70	1 195
LESOTHO	32	87	53	GAMBIA		69	89
USA	10 975	55 985	34 487	GHANA		19	93
CANADA	345	3 695	2 285	NIGERIA		9	166
MEXICO	796	1 106	690	ETHIOPIA		21	167
GUATEMALA	48	186	116	DJIBOUTI		197	397
HONDURAS	555	1 186	753	ZIMBABWE		46	92
EL SALVADOR	160	280	180	SOUTH AFRICA		85	1 347
DOMINIC REP	346	794	506	USA	1 918	34 415	21 405
JAMAICA	2 168	8 767	5 574	CANADA		814	11 866
BARBADOS	6	134	77	MEXICO		95	1 960
COLOMBIA	711	3 181	1 903	CUBA		32	281
VENEZUELA	5	100	60	DOMINIC REP		9	106
ECUADOR	1 480	2 626	1 639	MARTINIQUE		4	79
PERU	5 009	17 434	10 802	NETH ANTILL		10	152
BRAZIL	25 373	63 840	38 585	COLOMBIA		15	385
CHILE	649	3 633	2 209	VENEZUELA		6	150
BOLIVIA	231	2 646	1 667	BRAZIL		63	750
PARAGUAY	160	251	150	CHILE		90	1 287
URUGUAY	32	179	108	PARAGUAY		52	73
ARGENTINA	11	65	42	URUGUAY		30	166
CYPRUS	1 705	6 734	4 203	ARGENTINA		51	489
LEBANON	471	1 479	912	CYPRUS		61	720
SYRIA	16 417	27 723	17 077	LEBANON		192	2 517
IRAN	4 927	9 640	6 094	IRAN		25	388
ISRAEL	5 225	54 622	33 739	ISRAEL	631	5 311	3 325
JORDAN	603	1 046	654	JORDAN		31	566
QATAR	98	273	167	SAUDI ARABIA		469	5 333
ARAB EMIRAT	38 568	62 376	37 911	KUWAIT		145	2 189

6 IMPORTS AND EXPORTS (SPECIAL TRADE) BY GROUPS OF THE SITC-REV. III AND BY COUNTRIES OF PRODUCTION AND CONSUMPTION 1994

GROUP COUNTRY	DT = 100 KG	1 000 DM	1 000 \$	GROUP COUNTRY	DT = 100 KG	1 000 DM	1 000 \$
BAHRAIN	26	506	305	IRELAND	558	4 365	2 721
QATAR	19	352	202	DENMARK	1 509	12 095	7 548
ARAB EMIRAT	292	3 080	1 906	GREECE	3 904	16 770	10 412
OMAN	2	92	57	PORTUGAL	17 933	35 321	21 706
PAKISTAN	77	214	127	SPAIN	1 658	10 572	6 600
BANGLADESH	13	79	49	EU	60 231	334 667	207 487
THAILAND	22	185	107	CANARY IS	27	144	87
INDONESIA	15	257	151	ICELAND	163	1 198	754
MALAYSIA	6	214	122	NORWAY	701	5 209	3 228
SINGAPORE	151	3 149	1 924	SWEDEN	917	8 130	5 021
CHINA	65	680	415	FINLAND	620	4 212	2 636
SOUTH KOREA	118	3 070	1 914	SWITZERLAND	8 924	63 050	39 070
JAPAN	1 223	28 702	17 806	AUSTRIA	14 596	92 756	57 412
TAIWAN	255	6 161	3 840	ANDORRA	58	401	246
HONG KONG	888	16 028	9 936	MALTA	148	1 046	648
MACAO	6	280	173	TURKEY	1 797	7 678	4 741
AUSTRALIA	148	2 730	1 699	ESTONIA	93	403	249
NEW ZEALAND	27	343	214	LATVIA	1 718	3 138	1 923
AM OCEANIA	9	121	71	LITHUANIA	727	2 056	1 272
SHIPS SUPPL		126	81	POLAND	5 273	24 800	15 338
UNID COUNTR	364	2 030	1 209	CZECH REPUB	14 030	63 928	39 466
				SLOVAKIA	818	3 097	1 921
846 CLOTHING ACCESSRS,FABRIC				HUNGARY	12 788	34 361	21 156
IMPORTS	627 171	2 018 916	1 249 184	ROMANIA	3 168	11 512	7 150
FRANCE	9 249	51 674	32 032	BULGARIA	585	2 589	1 595
BELGIUM LUX	14 603	33 993	20 913	ALBANIA	49	293	180
NETHERLANDS	8 964	34 382	21 352	UKRAINE	1 363	4 365	2 678
ITALY	158 233	590 724	365 252	BELARUS	229	1 235	770
UNTD KINGDOM	4 855	30 956	19 599	MOLDOVA	150	393	239
IRELAND	947	5 544	3 438	RUSSIA	3 815	14 077	8 729
DENMARK	1 126	6 379	3 916	KAZAKHSTAN	199	480	295
GREECE	6 180	24 753	15 066	TURKMENISTAN	35	109	63
PORTUGAL	57 066	111 271	68 578	KYRGHYZSTAN	19	47	30
SPAIN	899	3 050	1 864	SLOVENIA	19 480	43 393	26 727
EU	262 122	892 726	552 010	CROATIA	1 313	7 147	4 424
ICELAND	19	311	196	BOS HERZEGOV	16	51	30
NORWAY	68	223	132	MACEDONIA	1 081	4 047	2 498
SWEDEN	376	2 828	1 750	MOROCCO	11 784	13 944	8 593
FINLAND	56	595	373	TUNISIA	10 180	31 693	19 450
SWITZERLAND	2 152	39 874	24 724	EGYPT	47	384	231
AUSTRIA	20 649	116 151	72 689	GHANA	52	198	117
TURKEY	59 326	116 424	71 829	BENIN	64	231	148
ESTONIA	504	772	468	MAURITIUS	232	928	575
LATVIA	6 084	9 653	6 030	SOUTH AFRICA	147	561	346
LITHUANIA	5 595	6 891	4 237	USA	3 712	26 820	16 720
POLAND	5 873	15 101	9 310	CANADA	910	5 272	3 267
CZECH REPUB	21 695	73 760	45 785	MEXICO	15	334	205
SLOVAKIA	1 326	3 478	2 164	NETH ANTILL	12	57	31
HUNGARY	7 316	41 232	25 018	COLOMBIA	13	309	197
ROMANIA	4 153	6 715	4 178	VENEZUELA	14	189	111
BULGARIA	2 845	4 998	3 123	ECUADOR	26	649	399
UKRAINE	1 636	1 725	1 079	BRAZIL	27	293	180
BELARUS	1 013	1 496	917	CHILE	69	481	301
RUSSIA	580	637	388	PARAGUAY	76	286	176
KAZAKHSTAN	53	80	46	URUGUAY	6	74	44
SLOVENIA	22 802	69 615	42 817	ARGENTINA	43	171	101
CROATIA	3 032	8 260	5 169	CYPRUS	70	291	181
MACEDONIA	489	1 172	715	LEBANON	111	595	362
MOROCCO	12 777	20 685	12 766	SYRIA	37	83	54
TUNISIA	9 504	40 012	24 701	IRAN	19	91	53
EGYPT	54	218	139	ISRAEL	485	2 907	1 809
MAURITIUS	36	199	125	JORDAN	17	126	78
ZIMBABWE	366	934	586	SAUDI ARABIA	131	1 335	806
SOUTH AFRICA	2 715	6 140	3 796	KUWAIT	35	397	242
USA	4 936	22 524	13 930	BAHRAIN	5	107	59
CANADA	135	587	360	QATAR	7	102	58
MEXICO	21	121	72	ARAB EMIRAT	170	1 006	610
GUATEMALA	70	262	163	OMAN	18	446	264
JAMAICA	16	55	35	PAKISTAN	30	120	76
COLOMBIA	35	96	60	INDIA	8	91	55
PERU	8	96	61	SRI LANKA	174	1 700	1 040
BRAZIL	16	123	75	THAILAND	66	1 163	715
BOLIVIA	38	214	135	VIETNAM	24	123	77
URUGUAY	17	65	42	INDONESIA	44	832	525
SYRIA	1 404	4 269	2 658	MALAYSIA	6	93	55
ISRAEL	3 462	16 629	10 193	SINGAPORE	119	1 228	758
ARAB EMIRAT	544	1 938	1 226	PHILIPPINES	17	224	134
PAKISTAN	17 323	16 889	10 409	CHINA	101	1 295	810
INDIA	10 071	46 802	28 765	SOUTH KOREA	158	2 149	1 348
BANGLADESH	932	1 554	942	JAPAN	1 088	16 210	10 264
SRI LANKA	19 008	54 149	33 686	TAIWAN	129	2 103	1 298
NEPAL	84	163	99	HONG KONG	453	4 819	2 995
THAILAND	3 485	12 159	7 474	AUSTRALIA	452	2 815	1 737
VIETNAM	125	448	287	NEW ZEALAND	125	639	396
INDONESIA	6 265	18 267	11 290	SHIPS SUPPL	21	4 312	2 887
MALAYSIA	5 492	25 072	15 345	UNID COUNTR	226	1 106	661
SINGAPORE	114	510	303				
PHILIPPINES	5 981	21 591	13 316	848 CLOTHING,NONTXTL;HEADGEAR			
CHINA	50 991	192 177	82 710	IMPORTS	799 256	2 748 195	1 700 377
NORTH KOREA	308	536	345	FRANCE	8 435	40 762	25 172
SOUTH KOREA	26 657	103 881	63 833	BELGIUM LUX	13 227	14 834	9 170
JAPAN	970	12 437	7 710	NETHERLANDS	14 628	64 477	40 035
TAIWAN	6 154	23 851	14 715	ITALY	32 398	231 819	143 630
HONG KONG	6 576	16 997	10 617	UNTD KINGDOM	7 336	38 165	23 455
MACAO	600	1 215	759	IRELAND	307	3 829	2 332
AUSTRALIA	51	235	149	DENMARK	1 822	4 248	2 586
EXPORTS	187 014	871 994	539 809	GREECE	2 347	127 583	79 472
FRANCE	8 252	65 654	40 913	PORTUGAL	2 071	6 409	3 971
BELGIUM LUX	5 312	38 729	23 944	SPAIN	2 265	9 153	5 680
NETHERLANDS	13 595	101 497	62 826	EU	84 836	541 279	335 503
ITALY	3 015	23 525	14 536	ICELAND	2	58	34
UNTD KINGDOM	4 495	26 139	16 281	NORWAY	81	426	262
				SWEDEN	3 118	11 379	6 920
				FINLAND	250	6 812	4 303

6 IMPORTS AND EXPORTS (SPECIAL TRADE) BY GROUPS OF THE SITC-REV. III AND BY COUNTRIES OF PRODUCTION AND CONSUMPTION 1994

GROUP COUNTRY	DT = 100 KG	1 000 DM	1 000 \$	GROUP COUNTRY	DT = 100 KG	1 000 DM	1 000 \$
SWITZERLAND	4 383	11 188	6 856	TUNISIA	2 863	8 666	5 336
AUSTRIA	15 639	41 270	25 545	LIBYA	30	48	31
MALTA	151	3 501	2 183	EGYPT	54	584	372
TURKEY	31 884	336 718	209 272	GHANA	30	67	43
ESTONIA	34	310	198	NIGERIA	71	111	70
LATVIA	402	1 977	1 226	ETHIOPIA	42	175	112
LITHUANIA	80	254	160	KENYA	131	135	85
POLAND	6 147	24 949	15 463	MAURITIUS	50	112	69
CZECH REPUB	10 463	43 194	26 817	SOUTH AFRICA	256	657	409
SLOVAKIA	280	674	421	BOTSWANA	417	240	149
HUNGARY	3 230	28 769	17 918	USA	2 758	21 465	13 328
ROMANIA	788	5 076	3 179	CANADA	315	5 537	3 385
BULGARIA	466	3 193	1 994	MEXICO	301	967	598
ALBANIA	86	55	35	HONDURAS	23	47	30
UKRAINE	170	3 964	2 440	COLOMBIA	7	186	115
BELARUS	39	72	40	VENEZUELA	64	149	92
RUSSIA	99	255	179	ECUADOR	12	64	38
SLOVENIA	1 879	18 804	11 640	BRAZIL	30	371	226
CROATIA	1 127	18 470	11 493	CHILE	131	784	472
MACEDONIA	9 469	9 677	5 999	URUGUAY	87	84	51
MOROCCO	647	1 144	714	ARGENTINA	47	713	429
TUNISIA	1 869	13 038	8 079	CYPRUS	45	235	143
EGYPT	432	1 323	811	LEBANON	225	625	393
MAURITIUS	44	531	335	IRAN	21	159	97
SOUTH AFRICA	98	310	192	ISRAEL	233	1 023	633
NAMIBIA	23	138	84	JORDAN	157	115	73
USA	15 530	46 297	28 743	SAUDI ARABIA	164	696	431
CANADA	401	2 231	1 386	KUWAIT	63	371	226
MEXICO	605	1 218	748	BAHRAIN	76	207	129
GUATEMALA	26	111	63	QATAR	25	162	97
DOMINIC REP	158	964	567	ARAB EMIRAT	248	811	500
COLOMBIA	72	293	183	OMAN	365	403	238
ECUADOR	46	224	129	PAKISTAN	27	189	119
PERU	22	87	55	INDIA	75	459	283
BRAZIL	1 503	9 242	5 821	SRI LANKA	382	906	559
CHILE	78	848	535	NEPAL	45	249	143
BOLIVIA	11	110	71	THAILAND	56	493	310
URUGUAY	2 256	16 447	10 463	VIETNAM	44	222	135
ARGENTINA	699	7 105	4 440	INDONESIA	100	257	159
CYPRUS	8	255	156	MALAYSIA	194	631	389
ISRAEL	46	583	359	BRUNEI	6	57	36
BAHRAIN	11	94	58	SINGAPORE	181	2 070	1 787
ARAB EMIRAT	135	1 446	882	PHILIPPINES	20	148	88
PAKISTAN	28 130	134 927	82 900	CHINA	340	817	513
INDIA	58 155	352 908	216 086	SOUTH KOREA	163	2 123	1 304
BANGLADESH	152	634	393	JAPAN	805	17 010	10 544
SRI LANKA	8 557	15 056	9 364	TAIWAN	154	1 976	1 229
NEPAL	347	476	291	HONG KONG	420	7 762	4 809
THAILAND	46 690	55 961	34 857	MACAO	1	52	33
VIETNAM	1 761	9 151	5 750	AUSTRALIA	142	1 072	675
INDONESIA	8 448	35 999	22 250	NEW ZEALAND	21	161	93
MALAYSIA	118 839	104 484	64 610	SHIPS SUPPL	5	485	305
SINGAPORE	218	146	91	UNID CONTR	171	661	403
PHILIPPINES	1 211	7 258	4 573				
CHINA	288 630	567 468	352 254	851 FOOTWEAR			
NORTH KOREA	38	78	44	IMPORTS	2 750 294	7 972 923	4 907 649
SOUTH KOREA	20 835	166 905	102 595	FRANCE	90 454	258 011	159 313
JAPAN	2 636	22 738	13 902	BELGIUM LUX	10 475	17 428	10 799
TAIWAN	11 214	26 110	15 992	NETHERLANDS	52 061	140 399	86 780
HONG KONG	7 878	27 085	16 807	ITALY	751 528	2 384 233	1 471 882
MACAO	74	343	218	UNTD KINGDOM	13 194	62 170	38 294
AUSTRALIA	972	2 838	1 714	IRELAND	1 586	5 012	3 075
NEW ZEALAND	545	993	585	DENMARK	6 417	31 995	19 911
EXPORTS	126 829	729 839	452 425	GREECE	2 963	16 077	9 856
FRANCE	7 559	47 667	29 691	PORTUGAL	212 309	898 408	554 367
BELGIUM LUX	6 168	43 854	27 107	SPAIN	191 722	539 622	333 871
NETHERLANDS	11 720	72 621	44 937	EU	1 332 709	4 353 355	2 688 148
ITALY	3 799	28 721	17 873	CEUTA MEL	95	52	30
UNTD KINGDOM	3 027	21 334	13 188	NORWAY	28	113	70
IRELAND	470	3 395	2 114	SWEDEN	2 876	4 645	2 753
DENMARK	1 927	9 471	5 870	FINLAND	836	3 102	1 932
GREECE	2 295	19 100	11 942	SWITZERLAND	8 177	50 745	31 326
PORTUGAL	2 737	6 949	4 304	AUSTRIA	68 762	438 131	269 620
SPAIN	2 110	17 506	10 860	MALTA	2 963	37 498	23 210
EU	41 812	270 618	167 886	TURKEY	3 168	8 827	5 462
CANARY IS	16	173	99	ESTONIA	2 056	2 019	1 303
ICELAND	192	655	404	LATVIA	3 263	6 381	3 777
NORWAY	700	8 223	5 120	LITHUANIA	3 439	5 195	3 227
SWEDEN	972	7 814	4 827	POLAND	51 906	119 739	74 527
FINLAND	603	4 364	2 689	CZECH REPUB	62 993	167 367	97 199
SWITZERLAND	15 724	91 867	56 770	SLOVAKIA	10 843	29 496	18 493
AUSTRIA	16 174	123 375	76 740	HUNGARY	58 448	250 356	155 266
ANDORRA	17	872	548	ROMANIA	12 787	28 087	17 561
MALTA	316	2 088	1 287	BULGARIA	14 788	26 522	16 546
TURKEY	2 081	7 923	4 885	UKRAINE	9 866	10 556	6 554
ESTONIA	170	564	350	BELARUS	2 109	3 616	2 270
LATVIA	357	1 135	699	MOLDOVA	6 236	6 516	3 992
LITHUANIA	848	3 356	2 088	RUSSIA	3 572	9 463	5 731
POLAND	6 430	22 329	13 835	SLOVENIA	22 893	82 624	51 324
CZECH REPUB	9 721	28 140	17 394	CROATIA	19 632	100 704	62 562
SLOVAKIA	636	2 339	1 452	MACEDONIA	11 340	23 927	14 606
HUNGARY	2 383	8 707	5 399	MOROCCO	7 733	36 605	22 823
ROMANIA	2 718	10 450	6 468	ALGERIA	113	257	150
BULGARIA	1 124	2 979	1 848	TUNISIA	12 087	58 139	35 997
UKRAINE	980	3 265	2 018	EGYPT	19	52	30
BELARUS	159	862	521	SOUTH AFRICA	1 390	1 676	1 060
MOLDOVA	164	375	233	NAMIBIA	83	336	213
RUSSIA	3 612	23 250	14 485	USA	11 031	50 634	31 039
KAZAKHSTAN	114	629	393	CANADA	479	1 711	1 059
SLOVENIA	1 566	4 487	2 798	MEXICO	6 127	21 828	13 543
CROATIA	1 431	4 824	2 994	COSTA RICA	32	141	90
MACEDONIA	495	1 057	651	COLOMBIA	3 254	14 086	8 767
MOROCCO	2 079	6 405	3 955	PERU	34	92	58
ALGERIA	227	1 390	852	BRAZIL	32 269	119 856	72 966

6 IMPORTS AND EXPORTS (SPECIAL TRADE) BY GROUPS OF THE SITC-REV. III AND BY COUNTRIES OF PRODUCTION AND CONSUMPTION 1994

GROUP COUNTRY	DT = 100 KG	1 000 DM	1 000 \$	GROUP COUNTRY	DT = 100 KG	1 000 DM	1 000 \$
CHILE	554	1 713	1 084	ARUBA	15	94	56
URUGUAY	355	1 293	811	NETH ANTILL	35	195	119
ARGENTINA	102	361	231	COLOMBIA	7	99	61
CYPRUS	75	239	146	VENEZUELA	29	93	52
SYRIA	90	55	34	ECUADOR	10	124	75
IRAN	183	337	217	PERU	43	126	76
ISRAEL	2 757	6 114	3 793	BRAZIL	1 017	1 155	710
PAKISTAN	6 693	15 727	9 575	CHILE	260	1 086	659
INDIA	57 195	213 203	130 519	BOLIVIA	11	94	57
BANGLADESH	3 349	4 907	2 934	PARAGUAY	40	156	94
SRI LANKA	4 048	5 120	3 053	ARGENTINA	185	1 155	714
THAILAND	80 698	171 259	102 958	CYPRUS	263	992	607
VIETNAM	111 530	182 430	112 522	LEBANON	158	633	385
INDONESIA	100 088	226 148	137 510	SYRIA	128	308	186
MALAYSIA	6 010	9 779	5 871	IRAN	153	686	433
SINGAPORE	1 229	4 901	2 981	ISRAEL	1 278	6 453	3 900
PHILIPPINES	14 791	26 843	16 456	JORDAN	46	258	154
CHINA	469 917	766 279	464 701	SAUDI ARABIA	1 243	5 995	3 652
NORTH KOREA	41	55	35	KUWAIT	200	1 258	767
SOUTH KOREA	38 972	129 372	79 406	BAHRAIN	41	356	217
JAPAN	712	3 765	2 349	QATAR	61	391	232
TAIWAN	43 965	104 206	64 220	ARAB EMIRAT	679	3 760	2 309
HONG KONG	6 777	12 906	7 721	OMAN	184	974	591
MACAO	9 759	20 921	13 111	AFGHANISTAN	13	54	34
AUSTRALIA	48	235	141	PAKISTAN	1 305	605	371
NEW ZEALAND	9	71	45	INDIA	4 983	7 243	4 438
EXPORTS	593 006	2 170 295	1 336 319	THAILAND	1 562	4 856	2 997
FRANCE	50 155	189 402	116 425	VIETNAM	31	55	35
BELGIUM LUX	26 881	132 191	81 151	INDONESIA	1 055	1 840	1 147
NETHERLANDS	48 734	224 600	137 904	MALAYSIA	175	772	469
ITALY	33 649	94 203	56 731	SINGAPORE	705	4 720	2 924
UNTD KINGDOM	34 944	133 874	82 450	PHILIPPINES	155	282	168
IRELAND	2 413	11 911	7 317	MONGOLIA	869	1 792	1 126
DENMARK	14 086	57 231	35 307	CHINA	93	392	235
GREECE	1 587	6 511	4 001	SOUTH KOREA	915	2 416	1 524
PORTUGAL	21 398	56 847	35 051	JAPAN	3 939	24 547	15 308
SPAIN	12 675	40 338	24 211	TAIWAN	428	3 683	2 278
EU	246 522	947 108	580 548	HONG KONG	3 750	16 132	10 053
CANARY IS	56	245	150	AUSTRALIA	968	6 239	3 890
CEUTA MEL	130	239	140	PAPUA NEW G	66	186	120
ICELAND	375	2 094	1 308	AUST OCEANIA	9	113	71
NORWAY	4 429	23 894	14 764	NEW ZEALAND	147	904	564
SWEDEN	5 833	30 957	19 076	UNID COUNTR	293	1 115	677
FINLAND	3 803	16 228	10 013	871 OPTICAL INSTRUMENTS,NES			
SWITZERLAND	31 182	160 337	98 553	IMPORTS	32 855	600 683	371 911
AUSTRIA	64 195	262 033	161 629	FRANCE	756	46 479	28 700
ANDORRA	34	262	158	BELGIUM LUX	75	4 161	2 579
MALTA	871	2 109	1 308	NETHERLANDS	453	21 652	13 469
TURKEY	1 199	2 442	1 483	ITALY	238	2 543	1 563
ESTONIA	230	1 011	622	UNTD KINGDOM	496	15 636	9 611
LATVIA	3 365	7 995	4 906	IRELAND	3	137	83
LITHUANIA	2 169	7 038	4 308	DENMARK	39	1 533	950
POLAND	16 346	30 637	19 029	GREECE	89	8 135	5 037
CZECH REPUBL	19 548	48 876	30 139	PORTUGAL	387	12 763	7 795
SLOVAKIA	6 904	7 957	4 969	SPAIN	120	2 877	1 788
HUNGARY	38 062	89 077	54 943	EU	2 656	115 916	71 575
ROMANIA	2 163	4 332	2 682	CANARY IS	1	160	103
BULGARIA	1 510	2 805	1 747	NORWAY	53	14 713	8 958
ALBANIA	118	572	335	SWEDEN	405	7 701	4 830
UKRAINE	4 606	10 529	6 515	FINLAND	4	361	221
BELARUS	5 294	11 994	7 486	SWITZERLAND	1 016	41 877	25 930
MOLDOVA	1 090	2 748	1 732	AUSTRIA	199	10 994	6 848
RUSSIA	49 344	186 186	116 037	TURKEY	8	167	108
GEORGIA	306	1 173	707	ESTONIA	14	85	53
ARMENIA	65	126	82	LITHUANIA	13	108	68
AZERBAIJAN	1 743	2 091	1 240	POLAND	178	1 055	650
KAZAKHSTAN	4 327	14 682	9 167	CZECH REPUBL	516	5 295	3 340
TURKMENISTAN	11	106	63	HUNGARY	30	443	267
UZBEKISTAN	310	1 073	680	ROMANIA	13	126	74
KYRGYZSTAN	344	1 198	738	BULGARIA	100	1 064	668
SLOVENIA	5 367	13 168	8 116	UKRAINE	54	537	328
CROATIA	11 218	22 782	14 182	BELARUS	7	97	62
BOS HERZEGOV	283	353	222	RUSSIA	1 217	4 788	2 970
SERB MONTNEG	916	2 040	1 319	SLOVENIA	6	91	56
MACEDONIA	2 917	3 628	2 213	NIGERIA		58	37
MOROCCO	132	465	289	SOUTH AFRICA	53	552	329
TUNISIA	820	2 597	1 609	USA	2 970	146 487	90 667
LIBYA	178	390	243	CANADA	29	4 304	2 616
EGYPT	242	692	422	MEXICO	199	1 832	1 135
LIBERIA	33	52	32	VENEZUELA	8	1 253	740
GHANA	56	249	152	BRAZIL	1	113	70
TOGO	14	64	42	CHILE	3	305	180
NIGERIA	122	280	182	CYPRUS	1	51	33
ETHIOPIA	42	247	149	SYRIA	20	105	62
DJIBOUTI	705	1 159	716	IRAN	99	57	34
KENYA	235	726	449	ISRAEL		5 374	3 411
UGANDA	62	52	34	SAUDI ARABIA		56	36
TANZANIA	22	54	34	BAHRAIN		90	57
SEYCHELLES	11	61	39	OMAN		98	64
REUNION	59	287	177	INDIA		15	209
ZAMBIA	30	189	122	THAILAND		149	579
ZIMBABWE	341	126	76	MALAYSIA		38	398
SOUTH AFRICA	437	1 182	738	SINGAPORE		292	9 808
USA	17 877	100 814	62 258	CHINA		8 798	34 905
CANADA	3 969	21 476	13 181	SOUTH KOREA		1 547	19 670
MEXICO	457	2 119	1 306	JAPAN		9 163	132 553
BERMUDA	16	202	126	TAIWAN		1 302	11 579
COSTA RICA	12	83	50	HONG KONG		1 579	22 507
PANAMA	1 847	8 735	5 170	AUSTRALIA		55	1 853
CUBA	90	366	226	EXPORTS	31 068	1 105 433	683 797
GUADELOUPE	25	87	51	FRANCE	3 014	114 922	71 422
MARTINIQUE	15	67	39				
JAMAICA	22	70	43				
TRINIDAD TOB	43	71	43				

6 IMPORTS AND EXPORTS (SPECIAL TRADE) BY GROUPS OF THE SITC-REV. III AND BY COUNTRIES OF PRODUCTION AND CONSUMPTION 1994

GROUP COUNTRY	DT = 100 KG	1 000 DM	1 000 \$	GROUP COUNTRY	DT = 100 KG	1 000 DM	1 000 \$
BELGIUM LUX	1 062	25 729	15 914	872 MEDICAL INSTRUMENTS NES			
NETHERLANDS	1 019	32 741	20 055	IMPORTS	410 389	2 648 122	1 639 390
ITALY	1 614	47 051	29 010	FRANCE	19 258	123 513	76 492
UNTD KINGDOM	1 447	53 438	32 969	BELGIUM LUX	15 204	40 276	24 571
IRELAND	26	2 342	1 427	NETHERLANDS	8 676	170 630	105 858
DENMARK	367	14 476	8 872	ITALY	49 428	173 360	107 115
GREECE	713	84 931	53 792	UNTD KINGDOM	26 123	127 686	79 014
PORTUGAL	807	18 766	11 577	IRELAND	45 109	102 497	63 392
SPAIN	787	24 223	15 065	DENMARK	38 754	99 106	62 095
EU	10 856	418 619	260 103	GREECE	12	283	170
CANARY IS	5	250	152	PORTUGAL	4 485	13 407	8 308
ICELAND	5	262	154	SPAIN	9 259	19 242	11 934
NORWAY	212	13 249	8 274	EU	216 308	869 980	538 949
SWEDEN	404	17 496	10 815	NORWAY	717	3 642	2 256
FINLAND	121	3 651	2 258	SWEDEN	13 329	130 761	81 235
SWITZERLAND	3 814	83 431	51 341	FINLAND	1 904	20 545	12 772
AUSTRIA	782	26 612	16 475	SWITZERLAND	24 871	228 387	141 170
ANDORRA	3	522	320	AUSTRIA	8 529	66 845	41 352
GIBRALTAR	1	101	62	MALTA	67	635	404
MALTA	5	280	173	TURKEY	190	639	393
TURKEY	215	4 528	2 758	ESTONIA	24	324	201
ESTONIA	18	607	379	POLAND	5 826	9 279	5 732
LATVIA	6	345	215	CZECH REPUBL	13 384	18 841	11 800
LITHUANIA	9	157	94	SLOVAKIA	1 601	1 602	987
POLAND	191	10 869	6 879	HUNGARY	9 089	19 042	11 905
CZECH REPUBL	307	6 208	3 870	ROMANIA	51	72	45
SLOVAKIA	42	812	507	UKRAINE	16	222	135
HUNGARY	246	5 138	3 223	BELARUS	3 090	5 613	3 584
ROMANIA	8	307	196	RUSSIA	83	1 039	638
BULGARIA	28	411	252	SLOVENIA	832	4 828	3 021
UKRAINE	9	602	376	CROATIA	829	475	298
BELARUS	12	310	191	SOUTH AFRICA	25	223	138
RUSSIA	385	11 593	7 230	USA	34 698	636 037	392 576
KAZAKHSTAN	7	272	173	CANADA	337	6 632	4 041
KYRGHYZSTAN	4	238	151	MEXICO	73	573	356
SLOVENIA	35	1 026	635	COSTA RICA		61	36
CROATIA	34	493	312	CUBA	1	97	57
MACEDONIA	4	114	72	BRAZIL	254	2 303	1 424
MOROCCO	67	2 475	1 533	URUGUAY	410	1 901	1 170
ALGERIA	3	173	106	SYRIA	18	99	65
TUNISIA	19	777	466	ISRAEL	1 031	7 687	4 791
LIBYA	17	1 134	720	SAUDI ARABIA	15	382	245
EGYPT	86	3 459	2 132	PAKISTAN	2 679	22 376	13 788
SUDAN		74	46	INDIA	132	641	393
SENEGAL		49	31	THAILAND	763	3 120	1 896
GUINEA	2	64	42	INDONESIA	43	126	80
NIGERIA	8	335	202	MALAYSIA	20 197	103 464	64 315
CAMEROON	2	89	50	SINGAPORE	159	2 927	1 823
ANGOLA	1	137	82	PHILIPPINES	204	3 040	1 953
ETHIOPIA	3	256	159	CHINA	24 484	37 822	23 767
KENYA	3	149	96	SOUTH KOREA	1 054	5 107	3 130
UGANDA	5	383	242	JAPAN	15 297	407 814	252 244
REUNION	3	82	52	TAIWAN	4 198	8 071	5 041
MAURITIUS		52	32	HONG KONG	3 285	7 238	4 472
ZIMBABWE	2	51	32	AUSTRALIA	143	5 239	3 243
SOUTH AFRICA	94	3 946	2 417	NEW ZEALAND	110	1 886	1 165
BOTSWANA	17	542	311	EXPORTS	314 958	3 750 143	2 319 944
USA	6 268	216 968	133 413	FRANCE	29 083	332 422	205 324
CANADA	269	10 389	6 467	BELGIUM LUX	14 202	100 773	62 252
MEXICO	348	9 931	6 089	NETHERLANDS	25 771	175 745	108 614
COSTA RICA	8	426	263	ITALY	16 016	276 393	169 979
PANAMA	3	137	84	UNTD KINGDOM	12 803	138 337	85 512
CUBA		67	41	IRELAND	967	31 473	19 484
NETH ANTILL	2	79	51	DENMARK	8 797	55 579	34 376
COLOMBIA	80	2 968	1 845	GREECE	1 882	29 916	18 430
VENEZUELA	11	518	318	PORTUGAL	6 596	41 855	25 938
ECUADOR	1	78	45	SPAIN	13 927	132 451	81 885
PERU	7	486	295	EU	130 044	1 314 944	811 794
BRAZIL	259	20 415	12 359	CANARY IS	103	1 593	970
CHILE	331	3 919	2 390	CEUTA MEL	43	140	82
PARAGUAY		45	30	ICELAND	143	1 639	1 017
URUGUAY	4	181	110	NORWAY	3 283	27 088	16 741
ARGENTINA	113	4 950	3 013	SWEDEN	9 454	83 320	51 472
CYPRUS	3	112	67	FINLAND	2 959	33 049	20 450
LEBANON	7	355	222	SWITZERLAND	19 013	168 995	104 661
SYRIA	9	475	301	AUSTRIA	29 666	237 455	146 775
IRAN	58	2 001	1 232	ANDORRA	14	168	104
ISRAEL	121	8 043	4 992	GIBRALTAR		50	31
JORDAN	6	473	287	MALTA	130	1 571	958
SAUDI ARABIA	130	4 604	2 802	SAN MARINO	1	60	35
KUWAIT	23	1 637	1 009	TURKEY	2 068	37 932	23 349
BAHRAIN	4	207	134	ESTONIA	505	2 958	1 838
QATAR	1	155	100	LATVIA	386	3 229	2 022
ARAB EMIRAT	26	1 353	825	LITHUANIA	348	3 429	2 118
OMAN	5	235	142	POLAND	4 279	50 821	31 706
PAKISTAN	16	429	265	CZECH REPUBL	9 959	72 916	45 210
INDIA	125	6 264	3 873	SLOVAKIA	721	7 678	4 749
BANGLADESH	3	130	79	HUNGARY	5 903	45 998	28 497
SRI LANKA	2	141	88	ROMANIA	1 629	6 241	3 841
NEPAL		77	48	BULGARIA	793	9 120	5 559
THAILAND	103	4 413	2 730	ALBANIA	561	2 627	1 585
VIETNAM	11	310	189	UKRAINE	1 223	15 068	9 404
INDONESIA	13	323	202	BELARUS	393	6 339	3 959
MALAYSIA	93	4 766	2 969	MOLDOVA	24	510	323
BRUNEI		46	30	RUSSIA	10 270	163 570	101 261
SINGAPORE	330	9 203	5 693	GEORGIA	5	126	76
PHILIPPINES	5	351	216	AZERBAIJAN	30	519	320
CHINA	297	8 114	5 078	KAZAKHSTAN	194	3 092	1 872
SOUTH KOREA	724	29 699	18 528	TURKMENISTAN	7	51	34
JAPAN	2 040	95 620	58 680	UZBEKISTAN	146	1 036	642
TAIWAN	398	11 395	6 969	KYRGHYZSTAN	35	72	47
HONG KONG	185	8 427	5 219	SLOVENIA	3 903	17 269	10 641
AUSTRALIA	499	10 408	6 418				
NEW ZEALAND	18	765	461				
NEW CALEDON		64	40				
UNID COUNTR	1	180	109				

6 IMPORTS AND EXPORTS (SPECIAL TRADE) BY GROUPS OF THE SITC-REV. III AND BY COUNTRIES OF PRODUCTION AND CONSUMPTION 1994

GROUP COUNTRY	DT = 100 KG	1 000 DM	1 000 \$	GROUP COUNTRY	DT = 100 KG	1 000 DM	1 000 \$
CROATIA	1 474	11 115	6 883	AUSTRALIA	2 164	42 289	26 361
BOS HERZEGOV	17	196	123	PAPUA NEW G	3	70	42
SERB MONTNEG	757	9 221	5 751	AUST OCEANIA	9	55	35
MACEDONIA	104	2 021	1 235	NEW ZEALAND	171	3 857	2 381
MOROCCO	347	6 579	4 132	NEW CALEDON	4	192	120
ALGERIA	2 461	6 696	4 030	FIJI	9	84	52
TUNISIA	633	7 037	4 306	FR POLYNESIA	4	122	77
LIBYA	1 440	11 546	7 158	UNID COUNTR	133	1 808	1 090
EGYPT	1 718	22 521	13 946				
SUDAN	1 450	1 814	1 119	873 METERS,COUNTERS,NES			
MALT	68	96	59				
BURKINA FASO	106	298	187	IMPORTS	105 218	463 023	286 025
NIGER	27	188	117	FRANCE	4 523	27 757	17 213
SIERRA LEONE	147	196	126	BELGIUM LUX	3 884	40 891	25 338
GHANA	118	698	440	NETHERLANDS	6 672	11 283	6 914
TOGO	78	106	66	ITALY	34 065	44 267	27 284
BENIN	29	205	130	UNTD KINGDOM	2 410	19 066	11 753
NIGERIA	1 660	2 120	1 343	IRELAND	272	1 734	1 095
CAMEROON	22	49	30	DENMARK	83	1 995	1 222
ZAIRE	6	73	44	GREECE	1 785	4 731	2 962
RWANDA	12	78	46	PORTUGAL	337	2 780	1 649
BURUNDI	45	88	53	SPAIN	4 355	14 295	8 875
ANGOLA	575	425	260	EU	58 386	168 799	104 305
ETHIOPIA	285	796	503	NORWAY	1 279	1 935	1 211
ERITREA	5	82	52	SWEDEN	430	2 871	1 775
KENYA	491	1 292	799	FINLAND	190	2 398	1 542
UGANDA	144	301	185	SWITZERLAND	5 042	40 810	25 303
TANZANIA	440	1 463	902	AUSTRIA	493	8 910	5 483
SEYCHELLES	49	242	144	TURKEY	666	758	466
MOZAMBIQUE	505	2 951	1 824	LITHUANIA	12	52	32
MADAGASCAR	31	151	91	POLAND	2 053	4 503	2 776
REUNION	9	219	138	CZECH REPUB	455	997	611
MAURITIUS	139	530	330	SLOVAKIA	1 329	1 612	996
ZAMBIA	489	977	611	HUNGARY	2 164	2 873	1 797
ZIMBABWE	857	2 951	1 852	ROMANIA	137	194	123
SOUTH AFRICA	1 961	23 762	14 709	BULGARIA	143	194	122
NAMIBIA	234	371	232	SLOVENIA	18 721	64 647	39 940
BOTSWANA	59	121	75	CROATIA	5	131	78
USA	19 544	566 731	350 723	USA	2 905	32 072	19 694
CANADA	951	23 968	14 844	CANADA	21	532	315
GREENLAND	2	58	37	BRAZIL	156	689	441
MEXICO	1 800	30 252	18 670	ISRAEL	47	1 174	733
GUATEMALA	43	653	402	ARAB EMIRAT		56	32
BELIZE	2	65	42	INDIA	37	110	71
HONDURAS	15	211	126	SRI LANKA		76	50
EL SALVADOR	41	1 162	734	THAILAND	24	136	85
NICARAGUA	6	98	60	MALAYSIA	1 291	16 196	10 047
COSTA RICA	219	1 767	1 102	SINGAPORE	434	5 427	3 407
PANAMA	32	777	478	PHILIPPINES	163	1 684	1 025
CUBA	98	1 014	621	CHINA	2 551	32 964	20 152
HAITI	72	74	45	SOUTH KOREA	26	193	115
DOMINIC REP	33	387	238	JAPAN	3 134	39 911	24 718
GUADELOUPE	4	106	65	TAIWAN	1 121	12 214	7 427
MARTINIQUE		137	85	HONG KONG	779	8 049	4 918
JAMAICA	9	70	41	AUSTRALIA	994	9 416	5 959
BARBADOS	26	204	127	NEW ZEALAND	20	290	184
TRINIDAD TOB	10	73	46				
GRENADA	2	169	109	EXPORTS	129 862	879 613	544 591
ARUBA	5	145	87	FRANCE	12 036	91 617	56 595
NETH ANTILL	3	178	109	BELGIUM LUX	9 714	98 784	60 937
COLOMBIA	350	10 741	6 672	NETHERLANDS	12 879	68 659	42 454
VENEZUELA	160	2 959	1 792	ITALY	7 037	47 361	29 324
ECUADOR	466	3 471	2 119	UNTD KINGDOM	5 603	62 850	38 782
PERU	332	4 097	2 515	IRELAND	372	2 674	1 645
BRAZIL	708	20 772	12 966	DENMARK	5 399	18 459	11 334
CHILE	489	10 653	6 636	GREECE	923	4 721	2 937
BOLIVIA	15	511	323	PORTUGAL	2 255	11 374	7 035
PARAGUAY	67	730	444	SPAIN	9 128	50 580	31 386
URUGUAY	257	3 721	2 346	EU	65 346	457 079	282 429
ARGENTINA	1 648	14 733	9 203	ICELAND	112	645	407
CYPRUS	309	2 044	1 273	NORWAY	1 323	14 616	9 083
LEBANON	692	6 995	4 306	SWEDEN	4 387	60 753	37 938
SYRIA	750	10 887	6 872	FINLAND	1 006	5 828	3 634
IRAQ	109	862	510	SWITZERLAND	6 110	35 951	22 249
IRAN	1 480	17 544	10 852	AUSTRIA	9 172	47 994	29 731
ISRAEL	1 089	18 453	11 392	MALTA	10	61	36
JORDAN	511	6 627	4 094	TURKEY	565	4 270	2 653
SAUDI ARABIA	2 823	44 196	27 380	ESTONIA	186	853	541
KUWAIT	594	4 637	2 871	LATVIA	15	102	63
BAHRAIN	100	1 024	631	LITHUANIA	419	2 725	1 715
QATAR	66	1 291	815	POLAND	1 582	12 778	7 901
ARAB EMIRAT	655	11 863	7 321	CZECH REPUB	5 818	26 937	16 712
OMAN	227	1 949	1 199	SLOVAKIA	3 047	13 209	8 158
YEMEN	269	891	557	HUNGARY	4 806	13 006	8 111
AFGHANISTAN		72	46	ROMANIA	3 526	5 080	3 148
PAKISTAN	1 258	11 003	6 809	BULGARIA	93	920	555
INDIA	551	20 991	13 028	ALBANIA	348	422	265
BANGLADESH	59	905	558	UKRAINE	101	493	305
SRI LANKA	128	1 220	766	BELARUS	340	2 865	1 847
NEPAL	61	298	190	MOLDOVA	234	467	277
MYANMAR	1	135	85	RUSSIA	2 519	12 663	7 652
THAILAND	1 087	23 294	14 467	KAZAKHSTAN	15	57	32
VIETNAM	92	1 086	679	SLOVENIA	1 509	7 464	4 588
INDONESIA	477	10 276	6 365	CROATIA	474	2 207	1 388
MALAYSIA	2 777	20 649	12 919	MACEDONIA	8	283	177
BRUNEI	86	620	374	MOROCCO	14	623	398
SINGAPORE	1 497	21 404	13 295	ALGERIA	67	749	477
PHILIPPINES	221	3 224	2 000	TUNISIA	10	136	80
MONGOLIA	14	107	65	LIBYA	166	947	603
CHINA	339	9 758	6 023	EGYPT	178	1 376	852
NORTH KOREA	13	120	73	NIGER	23	63	41
SOUTH KOREA	1 615	44 351	27 592	SENEGAL	208	341	210
JAPAN	6 287	216 885	134 420	NIGERIA	53	408	258
TAIWAN	752	20 505	12 758	CAMEROON	181	175	109
HONG KONG	788	23 910	14 821				
MACAO	2	76	48				

6 IMPORTS AND EXPORTS (SPECIAL TRADE) BY GROUPS OF THE SITC-REV. III AND BY COUNTRIES OF PRODUCTION AND CONSUMPTION 1994

GROUP COUNTRY	DT = 100 KG	1 000 DM	1 000 \$	GROUP COUNTRY	DT = 100 KG	1 000 DM	1 000 \$
ETHIOPIA	73	326	203	EL SALVADOR		84	55
KENYA	4	71	44	NETH ANTILL	8	1 804	1 161
UGANDA	1	66	41	COLOMBIA	1	116	72
TANZANIA	29	273	163	VENEZUELA	5	1 853	1 137
ZIMBABWE	18	205	128	PERU	18	65	41
SOUTH AFRICA	1 541	14 204	8 865	BRAZIL	923	5 782	3 598
USA	2 641	36 229	22 528	CHILE	8	1 016	587
CANADA	104	5 698	3 546	ARGENTINA	9	822	513
MEXICO	459	3 350	2 068	CYPRUS	6	538	359
GUATEMALA	2	53	32	SYRIA		120	78
NICARAGUA	5	54	33	ISRAEL	1 004	22 035	13 667
COSTA RICA	5	67	40	JORDAN	4	975	605
PANAMA	2	71	42	SAUDI ARABIA	12	1 665	1 004
GADELOUPE	8	47	30	KUWAIT	4	1 148	707
COLOMBIA	186	1 396	857	BAHRAIN	2	411	242
VENEZUELA	8	'99	119	QATAR		96	58
ECUADOR	3	103	65	ARAB EMIRAT	11	1 813	1 118
PERU	104	557	347	OMAN		292	176
BRAZIL	1 035	13 922	8 586	PAKISTAN	6	160	95
CHILE	238	1 492	928	INDIA	831	6 621	4 101
BOLIVIA	57	90	54	THAILAND	620	10 961	6 891
URUGUAY		84	50	VIETNAM	17	412	243
ARGENTINA	86	1 588	988	INDONESIA	45	630	383
CYPRUS	4	77	47	MALAYSIA	4 002	41 558	25 640
LEBANON	11	96	56	SINGAPORE	1 578	40 015	24 727
SYRIA	7	140	86	PHILIPPINES	6 749	61 936	38 348
IRAQ	16	65	39	CHINA	17 928	67 337	41 648
IRAN	938	3 858	2 427	SOUTH KOREA	3 972	34 526	21 279
ISRAEL	1 135	4 329	2 678	JAPAN	19 776	532 442	329 156
JORDAN	117	562	333	TAIWAN	5 931	19 769	12 227
SAUDI ARABIA	1 431	2 242	1 386	HONG KONG	892	10 760	6 594
KUWAIT	13	190	118	AUSTRALIA	463	13 462	8 316
QATAR	4	97	57	NEW ZEALAND	97	1 388	830
ARAB EMIRAT	257	1 272	786	POLAR REG	2	242	159
OMAN	12	155	98				
PAKISTAN	122	636	390	EXPORTS	649 820	11 378 678	7 043 548
INDIA	50	1 318	823	FRANCE	65 916	1 158 077	716 436
BANGLADESH	18	184	111	BELGIUM LUX	28 155	455 355	281 562
SRI LANKA	4	61	37	NETHERLANDS	34 294	548 147	339 272
THAILAND	247	1 909	1 168	ITALY	46 200	854 361	526 922
VIETNAM	66	205	132	UNITD KINGDOM	46 141	848 639	525 675
INDONESIA	235	1 511	941	IRELAND	1 307	26 920	16 696
MALAYSIA	386	4 938	3 027	DENMARK	10 682	180 277	111 536
BRUNEI		62	35	GREECE	3 644	67 938	42 139
SINGAPORE	559	4 589	2 863	PORTUGAL	7 624	80 759	49 943
PHILIPPINES	84	702	441	SPAIN	26 597	403 837	250 263
MONGOLIA	3	52	32	EU	270 560	4 624 310	2 860 444
CHINA	117	3 154	1 964	CANARY IS	155	2 489	1 513
NORTH KOREA		87	50	CEUTA MEL	14	215	134
SOUTH KOREA	1 707	10 327	6 362	ICELAND	156	2 912	1 786
JAPAN	338	9 816	6 131	NORWAY	5 388	90 475	55 793
TAIWAN	146	2 603	1 601	SWEDEN	23 204	482 340	298 809
HONG KONG	136	1 919	1 184	FINLAND	5 973	106 163	65 933
AUSTRALIA	868	6 500	4 046	SWITZERLAND	31 768	593 485	367 539
NEW ZEALAND	126	395	244	AUSTRIA	37 445	569 878	352 540
UNID COUNTR	53	302	179	ANDORRA	6	191	119
				MALTA	208	4 053	2 521
874 MEASURE,CONTROL INSTRMNT				TURKEY	8 005	126 458	77 862
IMPORTS	450 952	5 921 875	3 664 311	ESTONIA	118	1 797	1 102
FRANCE	53 670	546 664	337 305	LATVIA	306	3 959	2 454
BELGIUM LUX	21 636	107 791	66 651	LITHUANIA	803	6 782	4 173
NETHERLANDS	15 093	209 845	129 725	POLAND	8 757	149 478	92 552
ITALY	45 315	185 531	115 047	CZECH REPUB	20 325	181 993	112 790
UNITD KINGDOM	25 393	419 424	259 142	SLOVAKIA	2 969	40 663	25 347
IRELAND	9 965	86 386	53 720	HUNGARY	7 917	92 816	57 678
DENMARK	13 748	173 363	108 461	ROMANIA	2 017	34 358	21 617
GREECE	166	8 416	5 114	BULGARIA	632	17 634	10 966
PORTUGAL	2 427	9 399	5 821	ALBANIA	9	515	326
SPAIN	5 653	72 039	44 650	UKRAINE	612	13 459	8 321
EU	193 066	1 818 858	1 125 636	BELARUS	357	8 202	5 075
ICELAND	5	206	122	MOLDOVA	21	507	324
NORWAY	2 779	51 059	31 573	RUSSIA	8 758	203 591	126 506
SWEDEN	6 138	124 898	77 289	GEORGIA	1	116	71
FINLAND	1 186	40 089	24 918	AZERBAIJAN	41	508	307
SWITZERLAND	35 662	862 950	535 142	KAZAKHSTAN	1 094	10 093	6 260
AUSTRIA	28 653	326 105	201 856	TURKMENISTAN	89	506	313
MALTA	259	2 802	1 736	UZBEKISTAN	61	3 490	2 182
TURKEY	1 540	13 779	8 490	TADJIKISTAN	11	109	70
ESTONIA	8	291	181	KYRGHZYSTAN	6	130	77
LATVIA	6	57	35	SLOVENIA	2 412	32 865	20 451
LITHUANIA	56	226	138	CROATIA	1 059	18 316	11 400
POLAND	5 888	27 350	16 917	BOS HERZEGOV	9	165	102
CZECH REPUB	28 177	59 891	37 204	SERB MONTNEG	5	228	146
SLOVAKIA	561	4 117	2 539	MACEDONIA	165	3 644	2 282
HUNGARY	7 499	22 510	13 966	MOROCCO	530	9 194	5 706
ROMANIA	1 394	1 973	1 229	ALGERIA	910	18 997	11 736
BULGARIA	1 417	2 045	1 281	TUNISIA	1 318	13 412	8 351
UKRAINE	24	143	90	LIBYA	312	8 091	4 963
BELARUS	83	1 332	836	EGYPT	1 728	33 482	20 777
RUSSIA	485	3 830	2 385	SUDAN	8	506	318
SLOVENIA	9 098	32 942	20 966	MAURITANIA	7	160	98
CROATIA	1 847	10 365	6 533	MALI	26	381	232
MACEDONIA	3	126	78	BURKINA FASO	4	112	67
MOROCCO	3	109	68	NIGER	3	142	87
TUNISIA	51	2 270	1 384	CHAD	1	127	76
EGYPT	14	613	386	CAPE VERDE	6	74	46
BENIN		70	40	SENEGAL	41	645	387
NIGERIA	77	421	258	GAMBIA	1	131	77
KENYA		225	132	GUINEA	7	520	338
MAURITIUS	20	630	388	SIERRA LEONE	2	73	42
SOUTH AFRICA	240	6 287	3 887	LIBERIA	1	76	46
USA	58 208	1 584 289	979 035	IVORY COAST	11	718	445
CANADA	1 302	31 801	19 728	GHANA	85	1 402	895
MEXICO	234	3 463	2 143	TOGO	11	123	78
				BENIN	94	360	215

6 IMPORTS AND EXPORTS (SPECIAL TRADE) BY GROUPS OF THE SITC-REV. III AND BY COUNTRIES OF PRODUCTION AND CONSUMPTION 1994

GROUP COUNTRY	DT = 100 KG	1 000 DM	1 000 \$	GROUP COUNTRY	DT = 100 KG	1 000 DM	1 000 \$
NIGERIA	863	9 227	5 591	881 PHOTOGRAPH APPAR.ETC.NES			
CAMEROON	276	4 776	2 830	IMPORTS	115 152	1 430 084	886 515
GABON	13	583	368	FRANCE	1 668	9 720	6 006
CONGO	2	103	64	BELGIUM LUX	994	15 111	9 321
ZAIRE	37	323	198	NETHERLANDS	2 238	25 756	15 884
RWANDA	10	187	110	ITALY	4 902	34 931	21 265
ANGOLA	5	977	239	UNTD KINGDOM	6 611	50 094	31 385
ETHIOPIA	97	2 114	1 324	IRELAND	1 117	1 180	723
ERITREA	9	181	116	DENMARK	3 546	28 972	17 961
KENYA	54	2 988	1 807	GREECE	15	1 371	863
UGANDA	15	330	196	PORTUGAL	16 425	34 724	21 366
TANZANIA	103	1 065	647	SPAIN	461	2 849	1 781
MOZAMBIQUE	17	872	551	EU	36 977	204 108	126 561
MADAGASCAR	1	128	76	NORWAY	154	6 033	3 749
REUNION	15	197	120	SWEDEN	597	5 730	3 522
MAURITIUS	12	913	574	FINLAND	1	302	193
ZAMBIA	38	1 305	825	SWITZERLAND	1 793	31 288	19 530
ZIMBABWE	165	2 262	1 401	AUSTRIA	726	10 120	6 218
MALAWI	4	152	95	TURKEY	2	63	37
SOUTH AFRICA	5 544	133 529	83 634	LITHUANIA	10	112	72
NAMIBIA	125	965	592	POLAND	27	120	67
BOTSWANA	34	394	237	CZECH REPUBL	7 232	6 081	3 808
SWAZILAND	4	326	197	SLOVAKIA	771	984	616
USA	73 881	1 343 489	831 719	HUNGARY	304	633	380
CANADA	4 055	73 347	45 350	BULGARIA	25	118	71
GREENLAND	56	811	504	UKRAINE	18	116	74
MEXICO	6 070	103 495	63 896	BELARUS	84	319	194
GUATEMALA	71	1 747	1 081	RUSSIA	179	429	267
HONDURAS	36	608	371	SLOVENIA	1 502	4 009	2 474
EL SALVADOR	101	2 255	1 410	CROATIA	46	602	381
NICARAGUA	9	167	95	MOROCCO	2	254	156
COSTA RICA	55	1 433	877	REUNION	3	84	55
PANAMA	39	1 088	672	SOUTH AFRICA		71	45
CUBA	24	1 336	822	USA	12 951	145 805	90 174
HAITI	14	53	30	CANADA	59	1 060	650
DOMINIC REP	23	405	251	MEXICO	353	9 714	6 042
GUADELOUPE	14	261	154	PANAMA	27	1 268	753
ANTIGUA		55	34	BRAZIL	107	1 488	925
MARTINIQUE	4	200	112	ISRAEL	9	571	337
JAMAICA	49	811	501	SAUDI ARABIA	3	250	158
BARBADOS	6	251	150	ARAB EMIRAT	1	50	33
TRINIDAD TOB	23	759	470	THAILAND	907	10 802	6 726
NETH ANTILL	28	790	489	INDONESIA	518	17 938	11 138
COLOMBIA	811	16 721	10 329	MALAYSIA	2 427	84 462	52 620
VENEZUELA	403	10 970	6 738	SINGAPORE	15	1 053	667
FRENCH GUIAN	6	1 149	702	PHILIPPINES	34	1 046	665
ECUADOR	190	4 548	2 832	CHINA	15 779	109 753	68 369
PERU	309	4 800	2 965	SOUTH KOREA	2 266	59 326	36 240
BRAZIL	9 069	166 861	103 307	JAPAN	21 952	577 302	357 883
CHILE	1 110	24 206	15 111	TAIWAN	4 485	66 344	41 244
BOLIVIA	63	1 243	774	HONG KONG	2 766	69 726	43 076
PARAGUAY	150	3 504	2 223	AUSTRALIA	4	164	104
URUGUAY	160	2 315	1 424	NEW ZEALAND	2	182	112
ARGENTINA	2 003	43 872	27 158	EXPORTS	114 745	1 356 095	838 390
CYPRUS	193	4 221	2 587	FRANCE	13 383	216 142	133 571
LEBANON	311	4 444	2 760	BELGIUM LUX	5 573	52 816	32 682
SYRIA	496	7 831	4 855	NETHERLANDS	9 589	84 075	51 608
IRAN	2 817	40 954	25 366	ITALY	8 677	98 387	60 933
ISRAEL	2 322	53 617	33 189	UNTD KINGDOM	10 399	150 553	93 587
JORDAN	368	11 051	6 806	IRELAND	403	5 575	3 476
SAUDI ARABIA	2 645	50 937	31 532	DENMARK	2 243	28 094	17 320
KUWAIT	486	15 331	9 463	GREECE	1 582	17 704	10 867
BAHRAIN	413	6 659	4 070	PORTUGAL	2 449	24 886	15 118
QATAR	67	3 076	1 900	SPAIN	4 944	45 464	28 184
ARAB EMIRAT	1 329	31 679	19 552	EU	59 242	723 196	447 346
OMAN	110	2 976	1 840	CANARY IS	141	846	517
YEMEN	97	1 385	885	CEUTA MEL	4	73	43
AFGHANISTAN	3	177	115	ICELAND	28	347	216
PAKISTAN	719	13 353	8 238	NORWAY	1 159	10 911	6 716
INDIA	4 999	97 324	60 189	SWEDEN	2 739	24 558	15 180
BANGLADESH	106	2 372	1 473	FINLAND	929	8 981	5 219
MALDIVES	1	71	42	SWITZERLAND	4 167	42 249	25 993
SRI LANKA	98	4 273	2 692	AUSTRIA	5 131	46 031	28 433
NEPAL	18	541	331	ANDORRA	76	2 161	1 340
BHUTAN		105	67	MALTA	58	453	271
MYANMAR	202	2 374	1 466	TURKEY	438	3 625	2 232
THAILAND	2 979	55 854	34 697	ESTONIA	47	270	165
LAOS	26	423	270	LATVIA	177	2 008	1 251
VIETNAM	173	3 737	2 343	LITHUANIA	540	5 486	3 424
CAMBODIA	5	237	145	POLAND	1 667	11 226	6 950
INDONESIA	1 878	43 390	26 677	CZECH REPUBL	8 161	19 933	12 339
MALAYSIA	2 683	50 192	31 182	SLOVAKIA	243	1 875	1 167
BRUNEI	39	663	415	HUNGARY	1 034	9 023	5 585
SINGAPORE	4 238	97 384	60 067	ROMANIA	155	1 284	786
PHILIPPINES	1 211	21 742	13 487	BULGARIA	100	1 061	635
MONGOLIA	31	383	243	ALBANIA	20	89	53
CHINA	13 542	199 462	123 043	UKRAINE	207	1 765	1 107
NORTH KOREA	28	688	415	BELARUS	82	759	483
SOUTH KOREA	16 386	309 241	192 567	RUSSIA	1 724	19 202	11 987
JAPAN	15 456	398 243	246 011	GEORGIA	7	56	34
TAIWAN	6 648	120 883	74 770	AZERBAIJAN	8	720	462
HONG KONG	5 336	89 564	55 507	KAZAKHSTAN	47	792	500
MACAO	21	581	360	SLOVENIA	206	2 081	1 302
AUSTRALIA	7 507	115 939	71 887	CROATIA	418	3 379	2 060
PAPUA NEW G	24	470	295	BOS HERZEGOV	13	118	73
NEW ZEALAND	683	11 586	7 169	MACEDONIA	49	397	242
NEW CALEDON	20	233	143	MOROCCO	55	585	365
AM OCEANIA	3	86	56	ALGERIA	67	960	588
FIJI	63	303	189	TUNISIA	142	1 178	716
FR POLYNESIA	5	72	40	LIBYA	101	612	378
POLAR REG	7	423	276	EGYPT	207	2 341	1 425
SHIPS SUPPL	1	105	66	NIGER	5	50	30
UNID COUNTR	384	6 802	4 138				

6 IMPORTS AND EXPORTS (SPECIAL TRADE) BY GROUPS OF THE SITC-REV. III AND BY COUNTRIES OF PRODUCTION AND CONSUMPTION 1994

GROUP COUNTRY	DT = 100 KG	1 000 DM	1 000 \$	GROUP COUNTRY	DT = 100 KG	1 000 DM	1 000 \$
LIBERIA	7	119	69	ISRAEL	101	564	359
GHANA	3	71	42	ARAB EMIRAT	182	1 064	664
NIGERIA	53	532	322	INDONESIA	36	318	203
ANGOLA	2	123	71	MALAYSIA	10	83	52
ETHIOPIA	32	722	445	SINGAPORE	663	4 290	2 632
KENYA	18	124	74	CHINA	1 581	6 230	3 866
MOZAMBIQUE	3	148	85	SOUTH KOREA	454	3 086	1 910
MADAGASCAR	2	404	261	JAPAN	179 163	557 928	344 631
REUNION	7	79	52	TAIWAN	53	396	239
MAURITIUS	10	64	38	HONG KONG	432	4 506	2 800
ZIMBABWE	19	175	108	AUSTRALIA	94	776	484
SOUTH AFRICA	443	4 510	2 804	NEW ZEALAND	116	582	357
USA	8 572	155 129	95 792	EXPORTS	1 933 293	3 238 327	2 000 832
CANADA	570	9 549	5 881	FRANCE	253 923	387 445	239 234
MEXICO	289	2 700	1 669	BELGIUM LUX	66 579	134 332	82 190
EL SALVADOR	23	123	80	NETHERLANDS	85 530	164 184	101 606
COSTA RICA	218	2 903	1 814	ITALY	146 129	248 262	152 933
PANAMA	1	95	61	UNTD KINGDOM	217 711	379 991	235 113
CUBA	49	45	30	IRELAND	9 748	16 261	10 029
MARTINIQUE	11	297	183	DENMARK	40 086	97 870	60 516
NETH ANTILL	1	61	37	GREECE	17 583	35 316	21 859
COLOMBIA	62	605	376	PORTUGAL	11 799	20 383	12 547
VENEZUELA	158	2 020	1 219	SPAIN	78 144	104 899	64 679
ECUADOR	20	362	225	EU	927 232	1 588 943	980 706
PERU	13	125	75	CANARY IS	2 224	3 428	2 110
BRAZIL	551	5 762	3 570	ICELAND	459	795	492
CHILE	240	1 737	1 081	NORWAY	14 782	24 021	14 829
BOLIVIA	13	67	38	SWEDEN	39 537	64 923	40 110
PARAGUAY	46	298	188	FINLAND	25 390	41 786	25 873
URUGUAY	13	218	132	SWITZERLAND	43 033	87 775	54 301
ARGENTINA	700	7 209	4 438	AUSTRIA	79 361	168 329	104 259
CYPRUS	128	1 595	945	MALTA	812	1 510	924
LEBANON	121	1 362	849	TURKEY	20 540	27 109	16 630
SYRIA	41	358	222	ESTONIA	311	601	376
IRAN	244	2 642	1 604	LATVIA	657	1 847	1 133
ISRAEL	530	5 605	3 455	LITHUANIA	1 513	3 197	1 999
JORDAN	35	234	139	POLAND	24 380	42 473	26 211
SAUDI ARABIA	269	2 515	1 517	CZECH REPUBL	16 236	33 556	20 800
KUWAIT	184	1 644	1 011	SLOVAKIA	1 767	3 869	2 396
BAHRAIN	27	291	175	HUNGARY	15 040	28 812	17 798
QATAR	14	143	86	ROMANIA	1 242	2 316	1 445
ARAB EMIRAT	253	2 733	1 683	BULGARIA	3 667	5 602	3 482
OMAN	39	937	568	UKRAINE	383	1 278	796
YEMEN	3	104	63	BELARUS	841	1 617	1 014
AFGHANISTAN	13	110	64	RUSSIA	11 234	27 210	17 013
PAKISTAN	96	571	359	KAZAKHSTAN	42	237	149
INDIA	178	2 816	1 750	SLOVENIA	1 802	4 104	2 555
BANGLADESH	31	816	518	CROATIA	1 925	3 126	1 951
SRI LANKA	44	199	122	SERB MONTNEG	95	51	30
MYANMAR	15	124	76	MACEDONIA	2 530	2 674	1 671
THAILAND	477	4 665	2 931	MOROCCO	3 634	6 512	4 023
VIETNAM	24	375	223	ALGERIA	2 787	4 729	2 906
INDONESIA	99	904	561	TUNISIA	3 262	5 203	3 296
MALAYSIA	412	4 920	3 058	LIBYA	1 612	4 309	2 673
BRUNEI	15	271	161	EGYPT	8 630	14 019	8 729
SINGAPORE	1 937	24 968	15 513	SUDAN	113	220	134
PHILIPPINES	63	617	385	MALI	128	61	37
CHINA	202	2 932	1 807	NIGER	96	176	108
NORTH KOREA	19	143	88	SENEGAL	28	75	47
SOUTH KOREA	1 346	20 336	12 727	SIERRA LEONE	176	248	157
JAPAN	2 039	70 732	43 679	LIBERIA	63	61	38
TAIWAN	1 072	10 748	6 624	IVORY COAST	513	508	316
HONG KONG	1 621	24 890	15 290	GHANA	398	389	242
AUSTRALIA	1 034	14 193	8 732	BENIN	66	121	79
NEW ZEALAND	216	2 742	1 684	NIGERIA	4 953	7 959	4 983
NEW CALEDON	9	56	31	CAMEROON	166	171	106
FR POLYNESIA	4	50	33	ANGOLA	53	98	58
UNID COUNTR	55	569	340	ETHIOPIA	471	666	410
882 PHOTO.CINEMATOGRPH, SUPPL				KENYA	1 537	2 303	1 427
IMPORTS	1 149 181	2 559 649	1 587 169	UGANDA	151	237	152
FRANCE	133 133	279 961	173 884	TANZANIA	156	346	208
BELGIUM LUX	253 710	318 237	198 451	MOZAMBIQUE	22	125	77
NETHERLANDS	156 784	367 048	228 090	MADAGASCAR	156	135	84
ITALY	30 464	80 604	50 012	REUNION	800	1 313	822
UNTD KINGDOM	192 022	344 647	214 050	MAURITIUS	1 523	856	531
IRELAND	1 904	3 561	2 278	ZAMBIA	27	85	52
DENMARK	321	1 247	773	ZIMBABWE	26	173	102
GREECE	154	1 074	653	SOUTH AFRICA	21 429	33 306	20 547
PORTUGAL	43	472	292	NAMIBIA	137	222	135
SPAIN	3 272	12 754	7 819	USA	215 916	310 852	192 319
EU	771 807	1 409 605	876 302	CANADA	13 235	21 718	13 475
NORWAY	90	243	147	MEXICO	8 765	13 610	8 326
SWEDEN	3 724	11 948	7 396	GUATEMALA	120	239	151
FINLAND	15 721	6 112	3 706	HONDURAS	60	132	83
SWITZERLAND	14 868	66 189	41 132	EL SALVADOR	610	1 000	623
AUSTRIA	1 339	30 341	18 779	COSTA RICA	422	837	519
TURKEY	7	170	103	PANAMA	21	54	35
POLAND	180	306	194	CUBA	49	165	102
CZECH REPUBL	685	2 586	1 610	DOMINIC REP	358	907	565
HUNGARY	96	205	127	GUADELOUPE	9	118	73
ROMANIA	102	268	162	JAMAICA	41	76	46
RUSSIA	13	87	56	BARBADOS	78	158	98
SLOVENIA		935	579	TRINIDAD TOB	78	234	142
BOS HERZEGOV		68	41	COLOMBIA	5 695	12 664	7 851
USA	152 245	428 765	265 027	VENEZUELA	2 427	4 532	2 768
CANADA	1 721	10 106	6 259	ECUADOR	554	1 504	928
MEXICO	627	2 279	1 393	PERU	386	525	332
PANAMA	132	437	262	BRAZIL	8 187	9 409	5 858
VENEZUELA	19	194	123	CHILE	8 868	16 415	10 077
BRAZIL	2 463	4 515	2 832	BOLIVIA		161	89
CYPRUS	337	3 949	2 429	PARAGUAY		82	50
LEBANON	24	150	93	URUGUAY		86	140
IRAN	14	49	30	ARGENTINA	23 685	54 555	34 252
				CYPRUS	1 239	2 136	1 308

6 IMPORTS AND EXPORTS (SPECIAL TRADE) BY GROUPS OF THE SITC-REV. III AND BY COUNTRIES OF PRODUCTION AND CONSUMPTION 1994

GROUP COUNTRY	DT = 100 KG	1 000 DM	1 000 \$	GROUP COUNTRY	DT = 100 KG	1 000 DM	1 000 \$
LEBANON	2 528	4 259	2 647	SLOVAKIA	1	52	33
SYRIA	2 313	2 384	1 479	HUNGARY	1 231	15 849	9 782
IRAN	12 541	15 503	9 552	ROMANIA	87	1 239	763
ISRAEL	27 920	32 049	19 803	BULGARIA	32	1 893	1 181
JORDAN	1 732	2 412	1 494	UKRAINE	10	77	47
SAUDI ARABIA	10 884	13 511	8 320	BELARUS	60	2 326	1 489
KUWAIT	2 857	3 986	2 469	RUSSIA	19	622	386
BAHRAIN	648	841	507	SLOVENIA	403	5 334	3 305
QATAR	70	95	55	LIBYA	2	208	123
ARAB EMIRAT	12 355	14 715	9 019	EGYPT	2	51	31
OMAN	328	496	309	MAURITIUS	9	306	185
YEMEN	472	745	452	USA	2 355	135 642	83 965
PAKISTAN	6 027	10 113	6 262	CANADA	338	4 508	2 768
INDIA	7 131	9 631	6 020	MEXICO	106	1 490	922
BANGLADESH	224	292	180	PANAMA	13	224	137
SRI LANKA	1 737	2 618	1 607	BRAZIL	112	1 166	722
NEPAL	451	729	444	ISRAEL	139	2 327	1 429
MYANMAR	41	595	378	INDIA	113	790	487
THAILAND	9 589	13 259	8 181	THAILAND	2 437	26 906	16 833
VIETNAM	243	350	211	VIETNAM	29	89	53
INDONESIA	6 827	9 440	5 825	INDONESIA	102	837	509
MALAYSIA	11 484	14 323	8 873	MALAYSIA	943	6 853	4 273
SINGAPORE	8 233	16 057	9 956	SINGAPORE	441	10 981	6 782
PHILIPPINES	740	988	616	PHILIPPINES	111	1 048	648
MONGOLIA	51	138	88	CHINA	5 452	47 810	29 394
CHINA	966	2 728	1 671	SOUTH KOREA	1 481	42 285	26 048
NORTH KOREA	638	468	280	JAPAN	5 727	311 170	192 652
SOUTH KOREA	14 004	27 204	16 364	TAIWAN	6 698	44 271	26 891
JAPAN	42 881	97 449	60 238	HONG KONG	609	11 487	7 156
TAIWAN	12 276	14 242	8 824	AUSTRALIA	285	3 614	2 232
HONG KONG	112 313	152 805	94 337	EXPORTS	22 644	1 423 373	880 595
AUSTRALIA	35 625	49 363	30 664	FRANCE	1 745	97 813	60 471
NEW ZEALAND	5 296	14 726	8 931	BELGIUM LUX	499	38 207	23 645
NEW CALEDON	250	379	233	NETHERLANDS	1 500	217 100	134 024
FR POLYNESIA	51	73	44	ITALY	1 652	97 745	60 544
SHIPS SUPPL	10	50	31	UNTD KINGDOM	1 554	105 334	65 116
UNID COUNTR	293	700	420	IRELAND	289	17 930	10 803
883 CINE.FILM EXPOSD.DEVELPD				DENMARK	610	43 652	26 998
IMPORTS	712	8 243	5 052	GREECE	134	8 859	5 524
FRANCE	59	803	493	PORTUGAL	551	15 428	9 481
BELGIUM LUX	17	102	66	SPAIN	628	28 826	17 849
ITALY	116	1 118	682	EU	9 162	670 894	414 455
UNTD KINGDOM	108	779	480	CANARY IS	1	141	88
EU	306	2 854	1 750	ICELAND	2	611	382
SWEDEN	3	285	168	NORWAY	277	13 924	8 625
FINLAND	1	57	34	SWEDEN	662	56 212	34 610
SWITZERLAND	20	737	452	FINLAND	191	9 927	6 178
AUSTRIA	41	534	325	SWITZERLAND	1 217	106 055	65 638
POLAND	3	68	41	AUSTRIA	2 386	92 857	57 605
RUSSIA	18	186	115	ANDORRA	5	137	86
USA	244	2 583	1 579	MALTA	365	14 398	8 876
CANADA	17	154	95	TURKEY	189	12 675	7 963
SOUTH KOREA	28	230	147	ESTONIA		189	117
JAPAN	4	232	148	LATVIA	5	598	365
HONG KONG	7	56	34	LITHUANIA	13	309	193
AUSTRALIA	4	86	53	POLAND	459	8 314	5 161
EXPORTS	676	6 371	3 912	CZECH REPUB	859	11 869	7 355
FRANCE	15	236	141	SLOVAKIA	72	1 341	826
BELGIUM LUX	8	95	57	HUNGARY	306	8 882	5 538
ITALY	12	171	98	ROMANIA	13	434	258
UNTD KINGDOM	10	88	57	BULGARIA	37	1 154	723
DENMARK	6	105	64	ALBANIA	3	144	94
EU	64	804	483	UKRAINE	20	926	579
NORWAY	10	119	75	BELARUS	90	4 233	2 637
SWEDEN	5	80	48	RUSSIA	154	10 112	6 212
SWITZERLAND	100	935	577	AZERBAIJAN		256	166
AUSTRIA	306	2 832	1 750	KAZAKHSTAN	2	177	109
POLAND	7	85	51	SLOVENIA	263	3 805	2 363
CZECH REPUB	5	125	76	CROATIA	206	4 236	2 657
RUSSIA	2	54	32	SERB MONTNEG		185	120
USA	10	170	102	MACEDONIA	9	106	63
MEXICO	3	63	40	MOROCCO	12	759	461
SAUDI ARABIA	100	71	45	ALGERIA	22	337	208
SOUTH KOREA	1	129	79	TUNISIA	1	397	247
JAPAN	8	176	110	LIBYA	3	130	78
TAIWAN	12	121	75	EGYPT	19	2 008	1 247
884 OPTICAL GOODS NES				NIGERIA		61	37
IMPORTS	44 585	1 310 546	809 810	KENYA		252	153
FRANCE	4 692	119 422	74 037	MADAGASCAR	2	450	291
BELGIUM LUX	31	1 583	994	MAURITIUS		97	63
NETHERLANDS	785	32 067	20 049	ZIMBABWE		121	74
ITALY	3 103	144 204	88 945	SOUTH AFRICA	151	10 868	6 730
UNTD KINGDOM	601	20 856	12 972	NAMIBIA	10	420	257
IRELAND	1 609	35 305	21 862	USA	2 033	140 233	87 033
DENMARK	13	2 425	1 506	CANADA	356	20 203	12 500
GREECE	4	9 424	5 439	MEXICO	4	2 922	1 796
PORTUGAL	559	9 449	5 827	GUATEMALA		51	32
SPAIN	98	3 403	2 097	EL SALVADOR		85	50
EU	11 495	378 138	233 728	COSTA RICA		154	93
NORWAY	8	261	164	PANAMA	2	298	179
SWEDEN	60	3 699	2 262	CUBA		102	67
FINLAND	2	339	204	BAHAMAS		44	31
SWITZERLAND	1 177	125 259	77 214	DOMINIC REP		157	96
AUSTRIA	891	57 985	35 764	GUADELOUPE		49	30
MALTA	410	39 989	24 709	TRINIDAD TOB		126	76
LITHUANIA		117	75	ARUBA		104	64
POLAND	47	822	510	NETH ANTILL	1	323	202
CZECH REPUB	1 115	22 149	13 752	COLOMBIA	2	583	365
				VENEZUELA		173	102
				ECUADOR		132	82
				PERU		140	86
				BRAZIL	63	4 708	2 947
				CHILE	25	2 281	1 425
				BOLIVIA		79	49

6 IMPORTS AND EXPORTS (SPECIAL TRADE) BY GROUPS OF THE SITC-REV. III AND BY COUNTRIES OF PRODUCTION AND CONSUMPTION 1994

GROUP COUNTRY	DT = 100 KG	1 000 DM	1 000 \$	GROUP COUNTRY	DT = 100 KG	1 000 DM	1 000 \$
PARAGUAY		269	163	CANARY IS	37	653	394
URUGUAY		232	142	CEUTA MEL	1	104	67
ARGENTINA	14	2 149	1 344	ICELAND	18	390	238
CYPRUS	4	596	361	NORWAY	847	8 959	5 565
LEBANON	1	463	287	SWEDEN	1 851	19 767	12 265
SYRIA		145	88	FINLAND	760	8 890	5 553
IRAN	52	6 007	3 766	SWITZERLAND	6 128	201 554	124 714
ISRAEL	144	14 190	8 827	AUSTRIA	3 752	49 638	30 977
JORDAN		192	116	ANDORRA		40	692
SAUDI ARABIA	48	5 667	3 507	MALTA	1 502	5 773	3 511
KUWAIT	2	1 094	671	SAN MARINO		10	51
BAHRAIN	1	204	127	TURKEY		465	8 343
QATAR	1	377	228	ESTONIA		24	357
ARAB EMIRAT	54	2 390	1 478	LATVIA		25	1 551
OMAN	2	228	139	LITHUANIA		38	310
YEMEN	2	17	39	POLAND	1 078	11 649	7 210
PAKISTAN	5	519	326	CZECH REPUB	1 601	10 364	6 434
INDIA	57	5 528	3 447	SLOVAKIA		126	828
BANGLADESH		60	37	HUNGARY		986	8 422
SRI LANKA		115	70	ROMANIA		92	519
NEPAL		55	34	BULGARIA		55	254
MYANMAR		52	33	UKRAINE		62	599
THAILAND	14	3 046	1 906	BELARUS		3	108
VIETNAM		237	150	RUSSIA	548	7 379	4 568
INDONESIA	125	2 464	1 520	KAZAKHSTAN		62	419
MALAYSIA	202	2 184	1 336	SLOVENIA		778	7 726
SINGAPORE	140	9 951	6 186	CROATIA		302	5 573
PHILIPPINES		697	438	BOS HERZEGOV		2	67
CHINA	98	10 170	6 106	MACEDONIA		11	156
SOUTH KOREA	162	13 504	8 398	MOROCCO		16	270
JAPAN	866	64 227	39 824	TUNISIA		11	218
TAIWAN	170	8 364	5 170	LIBYA		9	140
HONG KONG	288	23 536	14 466	EGYPT		62	460
AUSTRALIA	493	15 990	9 926	NIGER			128
NEW ZEALAND	10	2 379	1 463	IVORY COAST		3	107
SHIPS SUPPL		607	384	NIGERIA		18	550
UNID COUNTR	9	655	402	KENYA		1	60
				MOZAMBIQUE			50
				ZIMBABWE		17	196
885 WATCHES AND CLOCKS				SOUTH AFRICA		369	5 209
IMPORTS	131 587	1 880 519	1 168 220	USA	13 957	93 195	58 089
FRANCE	3 917	43 388	26 872	CANADA		602	3 881
BELGIUM LUX	2 008	10 059	6 216	MEXICO		208	2 604
NETHERLANDS	4 951	8 038	4 950	BERMUDA		2	60
ITALY	4 935	35 558	22 049	NICARAGUA			828
UNTD KINGDOM	298	3 278	2 006	COSTA RICA		11	109
DENMARK	88	1 710	1 062	PANAMA		25	139
PORTUGAL	344	5 668	3 548	BAHAMAS		15	48
SPAIN	76	2 080	1 312	AM VIRGIN IS		2	187
EU	16 687	109 858	68 058	JAMAICA		4	58
NORWAY	18	334	205	BARBADOS		14	287
SWEDEN	343	2 465	1 530	NETH ANTILL		7	186
FINLAND	7	859	537	COLOMBIA		71	520
SWITZERLAND	10 493	875 425	544 536	VENEZUELA		25	235
AUSTRIA	437	6 615	4 073	ECUADOR		2	55
MALTA	1 916	10 330	6 332	PERU		4	137
TURKEY	255	254	155	BRAZIL		384	2 481
LITHUANIA	29	75	47	CHILE		187	1 543
POLAND	678	1 725	1 062	PARAGUAY		12	61
CZECH REPUB	3 655	15 845	9 863	ARGENTINA		286	3 379
HUNGARY	766	7 994	4 830	CYPRUS		22	479
ROMANIA	574	475	297	LEBANON		10	476
BULGARIA	1	56	35	IRAN		35	209
RUSSIA	77	1 761	1 100	ISRAEL		312	4 661
SLOVENIA	41	279	171	JORDAN		11	75
MOROCCO	6	312	192	SAUDI ARABIA		165	2 712
EGYPT	6	110	63	KUWAIT		11	1 066
USA	1 618	16 892	10 516	BAHRAIN		6	754
CANADA	48	484	293	QATAR		2	1 227
MEXICO	47	2 023	1 255	ARAB EMIRAT		92	5 235
BERMUDA	7	114	73	OMAN		1	916
VENEZUELA		133	83	PAKISTAN		8	67
BRAZIL	1 452	1 910	1 207	INDIA		88	1 255
ARGENTINA	378	631	385	MALDIVES			53
ISRAEL	2	214	135	SRI LANKA		9	81
BAHRAIN		119	75	THAILAND		361	19 686
QATAR		88	53	INDONESIA		248	1 703
ARAB EMIRAT		214	128	MALAYSIA		161	4 551
OMAN		53	34	BRUNEI		1	229
INDIA	39	174	110	SINGAPORE		908	38 468
THAILAND	2 943	73 142	45 545	PHILIPPINES		14	135
INDONESIA	121	99	61	CHINA		40	600
MALAYSIA	1 048	17 159	10 750	SOUTH KOREA		462	5 522
SINGAPORE	3 994	10 606	6 503	JAPAN		780	37 625
PHILIPPINES	611	11 297	7 158	TAIWAN		452	5 043
CHINA	45 601	177 522	110 236	HONG KONG		1 654	177 093
SOUTH KOREA	1 054	16 971	10 552	AUSTRALIA		1 254	11 110
JAPAN	2 766	131 261	81 130	NEW ZEALAND		306	2 845
TAIWAN	18 890	39 887	24 656	FR POLYNESIA		1	192
HONG KONG	14 235	339 707	211 012	SHIPS SUPPL		7	4 602
AUSTRALIA	490	4 817	2 984	UNID COUNTR		58	766
EXPORTS	80 837	1 301 126	806 330	891 ARMS AND AMMUNITION			
FRANCE	9 228	149 478	92 545	IMPORTS	77 289	255 197	157 106
BELGIUM LUX	2 886	31 665	19 583	FRANCE	3 092	9 754	6 065
NETHERLANDS	4 348	51 780	32 012	BELGIUM LUX	10 537	17 113	10 582
ITALY	6 404	91 073	56 237	NETHERLANDS		109	368
UNTD KINGDOM	8 446	83 805	51 878	ITALY	13 198	41 356	25 508
IRELAND	126	1 853	1 135	UNTD KINGDOM	2 365	5 241	3 193
DENMARK	1 139	15 501	9 593	DENMARK	557	1 787	1 084
GREECE	606	11 980	7 376	PORTUGAL		589	860
PORTUGAL	599	16 573	10 235	SPAIN	6 727	6 703	4 153
SPAIN	2 216	38 852	24 097	EU	37 174	83 188	51 339
EU	35 998	492 540	304 691	NORWAY		11	1 128

6 IMPORTS AND EXPORTS (SPECIAL TRADE) BY GROUPS OF THE SITC-REV. III AND BY COUNTRIES OF PRODUCTION AND CONSUMPTION 1994

GROUP COUNTRY	DT = 100 KG	1 000 DM	1 000 \$	GROUP COUNTRY	DT = 100 KG	1 000 DM	1 000 \$
SWEDEN	3 011	8 051	4 962	MYANMAR	2	90	51
FINLAND	849	2 237	1 379	THAILAND	155	5 034	3 120
SWITZERLAND	780	16 655	10 271	VIETNAM	2	96	63
AUSTRIA	954	12 641	7 824	INDONESIA	290	2 171	1 336
TURKEY	574	1 102	666	MALAYSIA	49	485	298
POLAND	599	1 153	716	SINGAPORE	214	1 183	741
CZECH REPUB	4 573	11 404	7 037	PHILIPPINES	6	53	32
HUNGARY	2 005	3 174	1 905	CHINA	29	204	123
ROMANIA	27	80	49	SOUTH KOREA	538	2 287	1 416
BULGARIA	70	175	102	JAPAN	765	4 508	2 772
RUSSIA	769	2 300	1 421	TAIWAN	40	284	176
SERB MONTNEG	10	126	80	HONG KONG	38	306	188
MOROCCO	103	146	87	AUSTRALIA	206	1 423	884
SOUTH AFRICA	25	288	182	NEW ZEALAND	29	264	161
NAMIBIA	13	224	139	NEW CALEDON	16	95	61
USA	17 781	75 838	46 664	UNID COUNTR	17	180	113
CANADA	773	17 882	10 854				
VENEZUELA	4	52	33	892 PRINTED MATTER			
BRAZIL	1 844	5 104	3 128	IMPORTS	3 811 143	2 373 144	1 467 753
ARGENTINA	31	269	158	FRANCE	743 835	287 556	177 018
ISRAEL	64	531	322	BELGIUM LUX	104 137	82 872	50 986
INDIA	221	683	421	NETHERLANDS	206 659	164 383	101 417
INDONESIA	100	1 004	597	ITALY	311 870	194 990	120 142
PHILIPPINES	201	288	178	UNTD KINGDOM	652 790	227 235	140 609
CHINA	2 672	3 507	2 190	IRELAND	3 813	12 587	7 731
NORTH KOREA		65	37	DENMARK	52 087	52 373	32 249
SOUTH KOREA	1 680	2 589	1 598	GREECE	8 874	5 078	3 158
JAPAN	230	1 738	1 084	PORTUGAL	5 371	2 697	1 682
TAIWAN	272	1 227	757	SPAIN	42 157	30 724	19 013
AUSTRALIA	19	89	56	EU	2 131 593	1 060 485	654 005
EXPORTS	64 438	398 772	247 042	NORWAY	18 571	7 854	4 840
FRANCE	10 813	42 212	26 280	SWEDEN	33 640	27 324	16 958
BELGIUM LUX	1 566	7 918	4 882	FINLAND	35 637	13 133	8 162
NETHERLANDS	3 125	12 151	7 496	SWITZERLAND	366 791	295 424	183 064
ITALY	2 660	11 946	7 445	AUSTRIA	655 086	362 284	224 998
UNTD KINGDOM	3 362	14 631	9 131	TURKEY	8 324	4 988	3 082
IRELAND	188	834	523	ESTONIA	65	69	45
DENMARK	1 899	5 441	3 347	LITHUANIA	44	80	48
GREECE	2 186	9 132	5 750	POLAND	22 350	8 280	5 112
PORTUGAL	268	2 281	1 426	CZECH REPUB	107 142	45 842	28 431
SPAIN	1 405	7 754	4 806	SLOVAKIA	56 829	22 847	14 278
EU	27 472	114 300	71 086	HUNGARY	52 702	18 054	9 969
CANARY IS	2	73	46	ROMANIA	1 277	795	499
ICELAND	9	48	31	BULGARIA	40	119	70
NORWAY	941	8 159	5 054	UKRAINE	270	77	50
SWEDEN	1 987	9 064	5 600	BELARUS	94	64	40
FINLAND	1 504	3 476	2 135	RUSSIA	6 684	2 905	1 832
SWITZERLAND	3 978	31 911	19 760	SLOVENIA	50 329	22 334	13 751
AUSTRIA	4 101	25 134	15 597	CROATIA	11 867	42 908	27 216
ANDORRA	47	376	233	BOS HERZEGOV	1 134	1 821	1 118
GIBRALTAR	2	148	95	MACEDONIA	504	735	455
TURKEY	292	4 326	2 679	MOROCCO	745	323	204
ESTONIA	54	475	284	TUNISIA	170	213	137
LATVIA	544	1 878	1 169	EGYPT	269	349	219
LITHUANIA	1 443	11 501	7 069	KENYA	29	49	32
POLAND	211	1 731	1 076	SOUTH AFRICA	137	434	266
CZECH REPUB	250	1 585	970	USA	115 734	268 648	165 529
SLOVAKIA	20	89	57	CANADA	16 571	13 612	8 496
HUNGARY	320	1 775	1 099	MEXICO	72	284	172
ROMANIA	40	395	239	COLOMBIA	733	1 158	720
BULGARIA	125	1 167	722	ECUADOR	245	398	252
UKRAINE	1 089	7 829	4 784	BRAZIL	418	952	575
BELARUS	22	164	102	CHILE	13	76	44
MOLDOVA	39	183	116	PARAGUAY	23	52	33
RUSSIA	2 500	15 583	9 550	ARGENTINA	49	217	135
KAZAKHSTAN	121	1 234	747	LEBANON	216	403	259
KYRGHYZSTAN	10	119	75	IRAN	85	51	31
SLOVENIA	37	163	99	ISRAEL	6 784	5 103	3 154
CROATIA	35	121	75	SAUDI ARABIA	270	203	125
EGYPT	399	3 956	2 512	BAHRAIN	143	209	126
TANZANIA	16	226	146	ARAB EMIRAT	652	339	199
MADAGASCAR	10	86	40	PAKISTAN	49	74	41
ZAMBIA	3	59	37	INDIA	771	1 145	702
ZIMBABWE	10	87	53	BANGLADESH	21	110	66
SOUTH AFRICA	38	418	260	SRI LANKA	86	145	89
NAMIBIA	50	207	125	THAILAND	1 301	1 885	1 168
USA	8 782	104 842	65 011	VIETNAM	57	130	85
CANADA	300	1 778	1 115	INDONESIA	587	894	530
MEXICO	45	1 813	1 109	MALAYSIA	1 456	1 221	744
GUATEMALA	12	65	37	SINGAPORE	23 365	22 050	13 665
COLOMBIA	40	1 089	669	PHILIPPINES	546	1 026	632
VENEZUELA	8	418	248	CHINA	22 769	19 032	11 822
ECUADOR	8	203	123	SOUTH KOREA	4 039	7 847	4 975
PERU	4	61	39	JAPAN	18 541	53 960	33 422
BRAZIL	3	261	158	TAIWAN	7 151	8 005	4 935
CHILE	105	883	555	HONG KONG	24 998	24 121	14 924
BOLIVIA	4	112	71	AUSTRALIA	508	1 109	683
PARAGUAY	5	313	195	NEW ZEALAND	347	301	182
URUGUAY	22	61	35	EXPORTS	7 405 807	5 471 166	3 385 793
ARGENTINA	50	842	518	FRANCE	2 214 180	606 002	373 771
CYPRUS	113	388	238	BELGIUM LUX	228 501	277 126	171 350
SYRIA	5	68	40	NETHERLANDS	535 949	374 494	231 796
IRAN	15	103	65	ITALY	172 021	204 954	126 902
ISRAEL	101	2 977	1 850	UNTD KINGDOM	765 547	325 479	200 617
JORDAN	21	279	170	IRELAND	10 830	6 232	3 918
SAUDI ARABIA	2 950	7 436	4 604	DENMARK	260 583	131 476	81 335
KUWAIT	110	172	111	GREECE	34 154	46 073	28 684
QATAR	12	130	76	PORTUGAL	25 890	32 745	20 289
ARAB EMIRAT	1 306	6 503	3 965	SPAIN	106 856	122 230	75 710
OMAN	3	58	37	EU	4 354 511	2 126 811	1 314 370
PAKISTAN	71	144	86	CANARY IS	12 271	15 212	9 401
INDIA	46	173	100	ICELAND	1 485	1 899	1 179
BANGLADESH	74	181	108				
SRI LANKA	9	49	31				

6 IMPORTS AND EXPORTS (SPECIAL TRADE) BY GROUPS OF THE SITC-REV. III AND BY COUNTRIES OF PRODUCTION AND CONSUMPTION 1994

GROUP COUNTRY	DT = 100 KG	1 000 DM	1 000 \$	GROUP COUNTRY	DT = 100 KG	1 000 DM	1 000 \$
NORWAY	52 273	43 089	26 772	OMAN	170	337	206
SWEDEN	158 648	93 325	57 996	YEMEN	740	3 874	2 508
FINLAND	19 243	22 864	14 141	PAKISTAN	269	670	405
SWITZERLAND	819 259	910 021	563 906	INDIA	1 664	12 339	7 785
AUSTRIA	949 238	1 063 502	658 855	BANGLADESH	378	1 803	947
ANDORRA	73	109	67	MALDIVES	129	363	221
VATICAN CITY	38	179	109	SRI LANKA	661	810	495
MALTA	3 308	4 903	3 028	NEPAL	29	88	51
TURKEY	110 395	54 396	32 858	MYANMAR	30	116	74
ESTONIA	812	1 482	908	THAILAND	2 938	4 628	2 852
LATVIA	4 584	3 427	2 146	VIETNAM	115	880	559
LITHUANIA	2 134	2 453	1 528	INDONESIA	1 281	2 182	1 369
POLAND	258 071	125 583	77 943	MALAYSIA	1 639	2 874	1 768
CZECH REPUB.	160 523	104 167	64 597	BRUNEI	87	188	110
SLOVAKIA	8 674	9 673	6 008	SINGAPORE	4 708	7 515	4 659
HUNGARY	59 975	51 387	31 823	PHILIPPINES	1 672	2 534	1 566
ROMANIA	12 600	10 243	6 335	MONGOLIA	162	680	416
BULGARIA	6 854	9 719	6 111	CHINA	3 417	20 006	12 382
ALBANIA	40	230	140	NORTH KOREA	29	165	104
UKRAINE	19 722	16 114	9 907	SOUTH KOREA	3 750	17 968	11 142
BELARUS	22 809	13 743	8 147	JAPAN	30 135	89 161	55 211
MOLDOVA	58	390	245	TAIWAN	3 799	6 745	4 196
RUSSIA	67 616	62 925	39 072	HONG KONG	6 701	13 541	8 387
ARMENIA	156	170	108	MACAO	73	251	158
AZERBAIJAN	325	1 668	1 062	AUSTRALIA	9 566	17 396	10 807
KAZAKHSTAN	2 071	6 416	3 962	PAPUA NEW G	35	159	91
TURKMENISTAN	517	962	606	NEW ZEALAND	1 577	2 998	1 843
UZBEKISTAN	1 452	8 445	4 958	SOLOMON IS	30	137	85
KYRGHYZSTAN	214	190	118	NEW CALEDON	46	95	58
SLOVENIA	15 467	16 690	10 366	WEST SAMOA	127	321	202
CROATIA	4 861	13 143	8 005	UNID COUNTR	2 607	2 849	1 737
BOS HERZEGOV	148	864	560				
SERB MONTNEG	551	143	89				
MACEDONIA	309	819	500	893 ARTICLES,NES,OF PLASTICS			
MOROCCO	2 268	3 685	2 266	IMPORTS	7 913 446	5 540 134	3 426 720
ALGERIA	295	568	354	FRANCE	1 200 740	792 488	490 291
TUNISIA	5 414	11 528	7 001	BELGIUM LUX	540 271	410 752	254 545
LIBYA	125	472	297	NETHERLANDS	1 005 260	538 313	332 710
EGYPT	2 928	7 465	4 677	ITALY	843 998	547 465	338 374
SUDAN	75	180	110	UNITD KINGDOM	316 190	270 743	167 227
MAURITANIA	146	1 736	1 097	IRELAND	132 220	107 794	67 350
CAPE VERDE	16	57	36	DENMARK	293 782	235 916	145 820
GAMBIA	71	223	132	GREECE	11 435	22 630	14 035
GUINEA	117	162	99	PORTUGAL	60 038	45 078	27 720
SIERRA LEONE	87	60	37	SPAIN	118 333	69 803	43 226
LIBERIA	51	67	42	EU	4 522 267	3 040 982	1 881 298
IVORY COAST	216	394	243	CEUTA MEL	331	213	132
GHANA	137	180	114	ICELAND	136	99	61
TOGO	274	410	250	NORWAY	29 485	18 636	11 571
BENIN	63	46	32	SWEDEN	143 846	125 387	77 613
NIGERIA	983	1 376	831	FINLAND	21 385	18 851	11 646
CAMEROON	168	357	221	SWITZERLAND	418 804	451 470	279 262
CENT AFR REP	40	52	32	AUSTRIA	588 052	470 504	291 896
EQUAT GUINEA	21	50	30	MALTA	1 855	4 478	2 781
ZAIRE	4 213	20 524	12 952	TURKEY	12 827	9 600	5 939
RWANDA	196	243	144	ESTONIA	522	188	116
BURUNDI	409	775	465	LATVIA	657	178	113
ANGOLA	58	83	51	LITHUANIA	391	298	184
ETHIOPIA	981	2 531	1 592	POLAND	207 787	84 202	52 100
ERITREA	1	315	203	CZECH REPUB.	321 858	115 610	71 870
KENYA	389	552	334	SLOVAKIA	57 787	17 595	10 930
TANZANIA	320	266	166	HUNGARY	87 748	43 720	27 127
MOZAMBIQUE	43	86	54	ROMANIA	12 841	2 451	1 517
MADAGASCAR	52	139	91	BULGARIA	16 227	2 590	1 612
MAURITIUS	314	693	428	UKRAINE	538	109	64
ZAMBIA	77	130	82	BELARUS	277	279	168
ZIMBABWE	84	151	90	RUSSIA	626	255	158
SOUTH AFRICA	5 991	10 355	6 396	SLOVENIA	54 844	33 086	20 469
NAMIBIA	268	525	316	CROATIA	55 396	12 482	7 723
BOTSWANA	15	59	34	MACEDONIA	254	134	83
USA	105 367	264 309	164 222	TUNISIA	1 584	1 557	971
CANADA	11 904	20 953	12 939	EGYPT	3 227	4 997	3 107
MEXICO	5 713	9 338	5 806	SOUTH AFRICA	17 484	16 177	9 949
GUATEMALA	158	234	147	USA	140 346	337 679	208 443
EL SALVADOR	60	168	102	CANADA	4 154	4 142	2 565
COSTA RICA	215	320	202	MEXICO	4 380	3 392	2 079
PANAMA	248	276	173	DOMINIC REP	77	209	121
CUBA	68	137	88	ST LUCIA	330	1 429	880
HAITI	258	1 717	1 092	COLOMBIA	89	268	168
BAHAMAS	72	202	122	BRAZIL	1 401	1 435	882
DOMINIC REP	686	888	545	CHILE	35	59	38
GUADELOUPE	48	94	57	ISRAEL	69 261	42 869	26 553
MARTINIQUE	45	132	78	JORDAN	31	151	95
NETH ANTILL	79	129	80	ARAB EMIRAT	384	236	145
COLOMBIA	1 405	2 082	1 284	INDIA	11 403	4 699	2 900
VENEZUELA	3 490	15 471	9 497	BANGLADESH	3 690	828	522
SURINAME	32	71	43	SRI LANKA	3 062	2 054	1 284
ECUADOR	1 284	3 740	2 306	THAILAND	73 900	33 665	20 546
PERU	875	1 212	749	VIETNAM	218	282	171
BRAZIL	7 834	19 918	12 271	INDONESIA	25 884	8 597	5 207
CHILE	1 750	2 480	1 540	MALAYSIA	27 454	16 130	9 914
BOLIVIA	172	318	193	SINGAPORE	15 218	18 995	11 700
PARAGUAY	530	853	532	PHILIPPINES	4 907	3 664	2 276
URUGUAY	643	904	564	CHINA	687 850	307 159	190 088
ARGENTINA	7 323	11 189	6 931	NORTH KOREA	249	85	49
CYPRUS	1 152	1 928	1 195	SOUTH KOREA	50 917	25 580	15 757
LEBANON	1 000	1 946	1 194	JAPAN	26 052	101 750	62 443
SYRIA	2 254	926	578	TAIWAN	161 545	128 869	79 307
IRAN	1 057	2 803	1 741	HONG KONG	19 334	17 015	10 443
ISRAEL	6 217	10 678	6 569	AUSTRALIA	953	1 448	879
JORDAN	1 014	1 702	1 035	NEW ZEALAND	362	838	511
SAUDI ARABIA	2 525	11 265	6 943	EXPORTS	8 173 440	7 208 385	4 457 771
KUWAIT	997	1 778	1 101	FRANCE	1 166 900	983 614	606 633
BAHRAIN	405	661	414				
QATAR	116	117	73				
ARAB EMIRAT	1 473	2 099	1 299				

6 IMPORTS AND EXPORTS (SPECIAL TRADE) BY GROUPS OF THE SITC-REV. III AND BY COUNTRIES OF PRODUCTION AND CONSUMPTION 1994

GROUP COUNTRY	DT = 100 KG	1 000 DM	1 000 \$	GROUP COUNTRY	DT = 100 KG	1 000 DM	1 000 \$
BELGIUM LUX	647 982	551 348	340 301	CHILE	7 899	7 525	4 652
NETHERLANDS	1 493 394	990 204	611 849	BOLIVIA	221	311	190
ITALY	311 250	315 609	194 585	PARAGUAY	376	689	428
UNTD KINGDOM	692 725	608 313	376 260	URUGUAY	661	766	468
IRELAND	69 906	57 147	35 362	ARGENTINA	8 544	10 320	6 407
DENMARK	225 435	169 518	104 864	CYPRUS	4 004	4 167	2 562
GREECE	54 971	49 669	30 678	LEBANON	2 735	4 400	2 726
PORTUGAL	34 626	56 210	34 749	SYRIA	3 426	3 294	2 089
SPAIN	218 819	222 858	137 732	IRAQ	199	189	115
EU	4 916 008	4 004 490	2 473 013	IRAN	2 279	4 162	2 539
CANARY IS	1 932	2 094	1 287	ISRAEL	33 157	33 872	20 904
ICELAND	5 033	5 535	3 418	JORDAN	1 701	1 678	1 032
NORWAY	110 606	80 976	50 204	SAUDI ARABIA	19 894	22 996	14 113
SWEDEN	159 057	164 565	101 923	KUWAIT	3 733	5 176	3 197
FINLAND	52 697	54 745	33 840	BAHRAIN	1 533	1 672	1 042
SWITZERLAND	697 100	680 916	421 509	QATAR	402	681	413
AUSTRIA	743 977	657 461	406 623	ARAB EMIRAT	6 949	10 168	6 295
FAEROE IS	469	190	117	OMAN	546	945	582
ANDORRA	130	119	69	YEMEN	671	680	438
MALTA	2 600	3 330	2 047	AFGHANISTAN	65	62	40
SAN MARINO	213	192	119	PAKISTAN	9 409	1 991	1 226
TURKEY	29 597	31 811	19 670	INDIA	3 951	7 655	4 717
ESTONIA	3 411	3 051	1 913	BANGLADESH	231	349	213
LATVIA	8 928	5 909	3 716	SRI LANKA	1 146	1 072	661
LITHUANIA	19 499	11 003	6 816	NEPAL	28	43	30
POLAND	297 910	189 881	117 734	THAILAND	10 973	21 102	13 296
CZECH REPUB	197 298	162 560	100 964	VIETNAM	480	875	537
SLOVAKIA	21 174	19 207	12 008	INDONESIA	5 604	9 131	5 688
HUNGARY	73 161	73 414	45 542	MALAYSIA	11 204	20 202	12 564
ROMANIA	20 393	13 679	8 506	BRUNEI	60	80	48
BULGARIA	7 830	5 833	3 620	SINGAPORE	24 767	27 545	17 063
ALBANIA	630	310	189	PHILIPPINES	3 631	5 915	3 693
UKRAINE	13 426	8 464	5 224	MONGOLIA	60	72	44
BELARUS	7 524	6 152	3 841	CHINA	2 924	5 664	3 536
MOLDOVA	1 313	758	479	NORTH KOREA	332	1 374	836
RUSSIA	94 034	68 296	42 720	SOUTH KOREA	11 354	23 617	14 654
GEORGIA	58	84	50	JAPAN	23 302	64 589	40 006
AZERBAIJAN	423	290	186	TAIWAN	14 847	25 915	15 868
KAZAKHSTAN	4 219	3 083	1 913	HONG KONG	22 545	26 964	16 625
TURKMENISTAN	119	76	48	AUSTRALIA	44 899	42 306	26 196
UZBEKISTAN	171	182	108	PAPUA NEW G	30	99	61
SLOVENIA	28 607	28 256	17 517	AUST OCEANIA	3 912	2 168	1 331
CROATIA	27 399	19 714	12 306	NEW ZEALAND	5 923	5 690	3 499
BOS HERZEGOV	1 165	770	496	NEW CALEDON	169	251	152
SERB MONTNEG	87	172	107	FR POLYNESIA	345	264	161
MACEDONIA	3 436	2 981	1 829	SHIPS SUPPL	119	74	45
MOROCCO	10 150	6 677	4 129	UNID CONTR	5 970	6 165	3 753
ALGERIA	835	1 865	1 142				
TUNISIA	9 364	8 884	5 487	894 BABY CARRIAGE, TOYS, GAMES			
LIBYA	2 986	2 822	1 735	IMPORTS	2 951 860	4 495 137	2 793 114
EGYPT	6 995	8 334	5 219	FRANCE	76 737	119 526	74 625
SUDAN	241	209	132	BELGIUM LUX	23 985	38 449	23 874
MALI	102	48	30	NETHERLANDS	90 865	104 102	64 645
SENEGAL	59	59	36	ITALY	230 432	290 187	180 051
GUINEA	191	208	129	UNTD KINGDOM	58 395	123 841	77 273
LIBERIA	99	103	66	IRELAND	36 548	37 331	23 139
IVORY COAST	330	315	199	DENMARK	77 140	260 402	162 009
GHANA	557	396	241	GREECE	652	860	526
NIGERIA	1 077	1 591	997	PORTUGAL	2 884	7 435	4 628
CAMEROON	127	146	91	SPAIN	22 699	31 105	19 384
CENT AFR REP	17	61	39	EU	620 337	1 013 299	630 154
GABON	124	388	238	NORWAY	4 433	7 594	4 727
ZAIRE	87	119	73	SWEDEN	16 403	20 801	12 852
RWANDA	368	225	144	FINLAND	17 724	19 334	12 021
ETHIOPIA	836	854	537	SWITZERLAND	67 909	190 100	118 377
KENYA	1 302	898	554	AUSTRIA	53 379	195 567	121 839
UGANDA	59	81	49	MALTA	19 855	52 109	32 559
TANZANIA	544	563	348	TURKEY	3 495	3 685	2 261
SEYCHELLES	54	69	41	ESTONIA	3 060	1 687	1 056
MOZAMBIQUE	21	90	52	LATVIA	1 172	1 044	662
MADAGASCAR	80	130	81	LITHUANIA	2 553	1 138	709
REUNION	872	765	463	POLAND	49 282	41 530	25 958
MAURITIUS	532	484	299	CZECH REPUB	74 828	78 698	49 049
ZAMBIA	46	83	51	SLOVAKIA	5 093	6 455	4 040
ZIMBABWE	502	663	405	HUNGARY	40 066	36 060	22 377
SOUTH AFRICA	17 426	27 280	16 950	ROMANIA	4 709	2 216	1 393
NAMIBIA	271	758	489	BULGARIA	9 110	6 092	3 848
USA	174 745	298 613	185 109	UKRAINE	550	469	293
CANADA	22 695	40 265	24 944	BELARUS	2 963	671	415
MEXICO	28 497	36 708	22 679	RUSSIA	3 454	1 469	922
BERMUDA	169	110	66	SLOVENIA	20 282	16 345	10 142
GUATEMALA	823	797	489	CROATIA	1 176	1 287	798
HONDURAS	75	169	103	MOROCCO	87	54	33
EL SALVADOR	265	667	403	TUNISIA	1 278	7 703	4 764
COSTA RICA	1 234	1 011	611	GHANA	34	70	45
PANAMA	107	210	129	KENYA	40	70	43
CUBA	128	471	290	MADAGASCAR	18	150	89
HAITI	73	76	45	MAURITIUS	784	2 908	1 814
DOMINIC REP	494	745	458	SOUTH AFRICA	292	815	512
GUADELOUPE	68	123	73	SWAZILAND	46	62	38
ANTIGUA	79	55	34	USA	118 743	273 860	168 715
MARTINIQUE	981	1 075	648	CANADA	16 254	13 181	8 197
JAMAICA	103	286	172	MEXICO	6 408	7 900	4 937
ST LUCIA	82	70	40	GUATEMALA	41	271	168
ST VINCENT	92	67	40	HAITI	81	256	153
BARBADOS	591	399	250	DOMINIC REP	48	226	142
TRINIDAD TOB	108	272	168	JAMAICA	16	171	103
ARUBA	157	155	95	COLOMBIA	41	127	80
NETH ANTILL	1 008	815	503	ECUADOR	56	190	124
COLOMBIA	1 539	3 120	1 935	PERU	37	117	71
VENEZUELA	2 449	3 339	2 060	BRAZIL	561	730	453
SURINAME	77	64	41	CHILE	16	45	30
FRENCH GUIAN	53	98	58	ARGENTINA	375	431	274
ECUADOR	403	770	475	ISRAEL	4 801	4 621	2 882
PERU	605	1 187	738				
BRAZIL	20 094	25 092	15 709				

6 IMPORTS AND EXPORTS (SPECIAL TRADE) BY GROUPS OF THE SITC-REV. III AND BY COUNTRIES OF PRODUCTION AND CONSUMPTION 1994

GROUP COUNTRY	DT = 100 KG	1 000 DM	1 000 \$	GROUP COUNTRY	DT = 100 KG	1 000 DM	1 000 \$
PAKISTAN	22 308	46 147	28 404	ARAB EMIRAT	1 469	2 330	1 440
INDIA	11 166	14 076	8 632	PAKISTAN	108	362	224
BANGLADESH	115	194	124	INDIA	26	100	60
SRI LANKA	4 638	12 269	7 622	MALDIVES	72	162	102
THAILAND	99 676	120 690	75 452	SRI LANKA	56	253	157
VIETNAM	3 709	5 594	3 479	THAILAND	1 192	2 413	1 516
INDONESIA	29 722	41 108	25 521	INDONESIA	852	815	496
MALAYSIA	31 947	52 831	32 720	MALAYSIA	761	1 917	1 207
SINGAPORE	5 119	15 801	9 782	BRUNEI	1 064	5 226	3 377
PHILIPPINES	10 820	25 500	15 804	SINGAPORE	1 071	2 545	1 595
CHINA	1 131 988	1 230 945	762 732	PHILIPPINES	1 295	2 756	1 787
NORTH KOREA	200	225	144	CHINA	3 614	6 034	3 738
SOUTH KOREA	24 489	74 940	46 321	NORTH KOREA	86	96	60
JAPAN	48 968	506 884	318 517	SOUTH KOREA	16 855	33 301	20 538
TAIWAN	314 774	274 837	169 298	JAPAN	25 493	83 934	52 535
HONG KONG	34 016	49 .. 1	31 017	TAIWAN	28 734	52 952	32 818
MACAO	5 558	9 461	6 323	HONG KONG	5 167	12 619	7 723
AUSTRALIA	425	1 256	752	AUSTRALIA	2 917	6 866	4 262
NEW ZEALAND	88	238	146	NEW ZEALAND	566	1 911	1 188
EXPORTS	1 110 976	2 206 149	1 375 583	NEW CALEDON	44	68	44
FRANCE	117 989	237 265	148 233	AM OCEANIA	157	272	167
BELGIUM LUX	63 635	119 022	74 402	FR POLYNESIA	40	73	47
NETHERLANDS	116 464	190 838	118 793	SHIPS SUPPL	106	938	587
ITALY	66 267	135 903	84 912	UNID COUNTR	739	1 582	955
UNTD KINGDOM	64 678	127 227	79 540	895 OFFICE,STATIONERY SUPPLS			
IRELAND	5 040	5 226	3 290	IMPORTS	357 488	711 653	440 778
DENMARK	20 701	36 913	22 898	FRANCE	15 752	50 441	31 293
GREECE	7 420	25 010	15 575	BELGIUM LUX	4 409	7 657	4 739
PORTUGAL	5 132	12 739	7 934	NETHERLANDS	25 125	33 683	20 789
SPAIN	22 422	51 494	32 012	ITALY	41 349	43 454	27 186
EU	489 748	941 637	587 589	UNTD KINGDOM	18 322	58 979	36 463
CANARY IS	512	1 390	886	IRELAND	775	4 874	3 009
ICELAND	831	1 584	980	DENMARK	1 786	6 300	3 889
NORWAY	7 939	17 162	10 771	PORTUGAL	1 411	2 312	1 422
SWEDEN	13 649	27 096	16 807	SPAIN	7 378	9 076	5 613
FINLAND	6 185	12 088	7 412	EU	116 310	216 779	134 405
SWITZERLAND	99 758	239 157	149 479	NORWAY	172	487	298
AUSTRIA	138 559	273 153	170 170	SWEDEN	19 226	11 744	7 245
ANDORRA	294	1 312	818	FINLAND	107	214	129
MALTA	1 826	3 281	2 005	SWITZERLAND	6 317	38 150	23 738
TURKEY	2 085	4 248	2 642	AUSTRIA	46 743	43 017	26 507
ESTONIA	379	856	524	TURKEY	363	738	457
LATVIA	1 384	2 527	1 581	POLAND	5 167	8 708	5 382
LITHUANIA	2 105	2 807	1 748	CZECH REPUB	28 725	44 254	27 315
POLAND	20 778	29 158	18 094	SLOVAKIA	77	51	32
CZECH REPUB	33 509	46 460	28 760	HUNGARY	1 182	988	620
SLOVAKIA	3 017	4 254	2 633	ROMANIA	1 337	947	588
HUNGARY	17 374	27 882	17 235	RUSSIA	39	158	95
ROMANIA	3 087	3 193	1 991	SLOVENIA	15 983	7 507	4 636
BULGARIA	1 396	2 344	1 446	CROATIA	3 725	5 606	3 462
UKRAINE	1 159	2 598	1 574	TUNISIA	143	684	433
BELARUS	4 017	1 230	18 413	SOUTH AFRICA	10	75	49
RUSSIA	19 523	29 411	208	USA	10 152	52 845	32 676
KAZAKHSTAN	100	395	37	CANADA	29	175	102
UZBEKISTAN	22	60	4 242	MEXICO	457	1 389	843
SLOVENIA	3 500	6 850	6 018	BRAZIL	172	385	232
CROATIA	4 632	9 619	90	ISRAEL	839	1 976	1 244
BOS HERZEGOV	75	150	295	PAKISTAN	117	190	119
MACEDONIA	565	475	158	INDIA	2 939	7 874	4 868
MOROCCO	172	263	189	THAILAND	9 959	17 115	10 506
ALGERIA	65	318	904	INDONESIA	4 571	5 146	3 176
TUNISIA	761	1 479	91	MALAYSIA	4 200	7 381	4 574
LIBYA	51	153	713	SINGAPORE	308	2 673	1 703
EGYPT	1 387	1 160	80	PHILIPPINES	25	96	61
GHANA	15	126	58	CHINA	27 026	20 223	12 583
NIGERIA	81	90	99	SOUTH KOREA	2 457	4 833	2 989
KENYA	76	160	125	JAPAN	32 656	174 602	108 230
REUNION	57	202	293	TAIWAN	15 077	33 094	20 519
MAURITIUS	102	466	39	HONG KONG	491	854	530
MALAWI	6	65	1 723	MACAO	39	139	86
SOUTH AFRICA	1 189	2 759	156	AUSTRALIA	223	355	222
NAMIBIA	42	249	39	EXPORTS	426 520	1 402 773	867 485
BOTSWANA	7	62	143 212	FRANCE	52 220	170 293	105 359
USA	103 689	229 245	10 347	BELGIUM LUX	13 587	41 035	25 347
CANADA	8 256	16 418	7 418	NETHERLANDS	34 435	83 962	51 744
MEXICO	6 501	11 796	70	ITALY	19 898	95 436	58 794
GUATEMALA	35	110	146	UNTD KINGDOM	36 930	97 315	59 976
COSTA RICA	25	101	62	IRELAND	749	2 372	1 465
PANAMA	195	240	163	DENMARK	9 786	38 875	24 334
DOMINIC REP	82	253	45	GREECE	3 319	14 660	9 100
GAUDEL DUPE	29	74	55	PORTUGAL	4 657	13 933	8 582
JAMAICA	38	87	58	SPAIN	20 835	61 469	37 948
ARUBA	28	95	277	EU	196 416	619 350	382 649
NETH ANTILL	98	434	262	CANARY IS	253	1 350	830
COLOMBIA	216	423	125	ICELAND	397	759	459
VENEZUELA	189	370	222	NORWAY	3 038	10 476	6 474
ECUADOR	86	206	4 056	SWEDEN	7 860	29 546	18 205
PERU	88	347	953	FINLAND	4 011	8 372	5 158
BRAZIL	4 246	6 538	117	SWITZERLAND	26 233	75 972	46 905
CHILE	508	1 513	311	AUSTRIA	23 864	60 169	37 188
BOLIVIA	107	185	160	ANDORRA	9	1 562	965
PARAGUAY	192	495	1 407	MALTA	308	773	472
URUGUAY	60	255	628	TURKEY	1 904	7 381	4 588
ARGENTINA	955	2 246	896	ESTONIA	199	1 608	1 010
CYPRUS	536	1 023	176	LATVIA	361	1 378	843
LEBANON	685	1 446	433	LITHUANIA	943	906	555
SYRIA	334	290	3 144	POLAND	78	11 194	16 640
IRAN	104	699	1 643	CZECH REPUB	15 224	43 072	26 674
ISRAEL	4 695	5 084	1 274	SLOVAKIA	770	1 535	935
JORDAN	255	128	404	HUNGARY	3 339	10 691	6 624
SAUDI ARABIA	2 426	2 678	108	ROMANIA	2 317	2 909	1 806
KUWAIT	984	2 057					
BAHRAIN	233	644					
QATAR	124	181					

6 IMPORTS AND EXPORTS (SPECIAL TRADE) BY GROUPS OF THE SITC-REV. III AND BY COUNTRIES OF PRODUCTION AND CONSUMPTION 1994

GROUP COUNTRY	DT = 100 KG	1 000 DM	1 000 \$	GROUP COUNTRY	DT = 100 KG	1 000 DM	1 000 \$
BULGARIA	358	2 088	1 297	896 WORKS OF ART, ANTIQUE ETC			
UKRAINE	588	1 865	1 153	IMPORTS	26 756	552 024	341 984
BELARUS	213	794	487	FRANCE	205	30 552	18 821
RUSSIA	3 986	17 574	10 888	BELGIUM LUX	161	8 897	5 656
KAZAKHSTAN	86	419	254	NETHERLANDS	514	5 457	3 366
UZBEKISTAN	13	194	110	ITALY	462	7 931	4 894
SLOVENIA	2 475	6 346	3 942	UNTD KINGDOM	1 690	31 964	19 511
CROATIA	1 235	4 092	2 552	IRELAND	8	749	460
MACEDONIA	362	1 743	1 055	DENMARK	1 778	6 787	4 182
MOROCCO	254	1 201	726	GREECE	125	424	263
ALGERIA	361	1 004	620	PORTUGAL	9	1 053	645
TUNISIA	467	2 305	1 430	SPAIN	28	2 539	1 543
LIBYA	49	377	235	EU	4 980	96 353	59 341
EGYPT	1 334	3 768	2 364	ICELAND	4	523	325
SUDAN	72	87	52	NORWAY	61	2 060	1 237
SENEGAL	26	71	45	SWEDEN	447	9 788	6 126
GUINEA	16	55	32	FINLAND	26	1 113	689
LIBERIA	4	56	33	SWITZERLAND	2 428	161 127	99 683
IVORY COAST	59	314	197	AUSTRIA	2 677	100 960	63 760
GHANA	71	1 122	689	FAEROE IS	2	649	396
Togo	22	59	31	GIBRALTAR	1	274	167
NIGERIA	318	2 289	1 418	VATICAN CITY	1	459	281
CAMEROON	56	134	83	MALTA	1	290	177
GABON	64	225	144	TURKEY	108	1 069	652
ZAIRE	5	671	397	ESTONIA	9	381	238
ANGOLA	2	145	91	LATVIA	5	302	187
ETHIOPIA	47	244	146	LITHUANIA	20	822	490
DJIBOUTI	12	66	42	POLAND	2 604	6 001	3 751
KENYA	95	325	199	CZECH REPUBL	1 365	2 896	1 798
UGANDA	97	250	155	SLOVAKIA	26	128	78
TANZANIA	27	116	71	HUNGARY	1 092	3 459	2 145
MOZAMBIQUE		77	51	ROMANIA	173	166	103
MADAGASCAR	36	59	36	BULGARIA	27	334	209
REUNION	53	119	73	BELARUS		59	37
MAURITIUS	105	596	360	MOLDOVA	4	275	175
ZAMBIA	38	141	85	RUSSIA	1 341	4 111	2 520
ZIMBABWE	142	353	212	AZERBAIJAN	14	115	73
MALAWI	9	61	35	SLOVENIA	9	285	175
SOUTH AFRICA	3 971	10 234	6 360	CROATIA	6	288	176
USA	39 279	127 109	78 845	MACEDONIA	3	71	46
CANADA	2 943	11 454	7 028	MOROCCO	81	112	67
MEXICO	1 316	10 876	6 735	EGYPT	14	437	279
GUATEMALA	332	1 532	971	BURKINA FASO	7	51	33
HONDURAS	79	386	244	BURUNDI		65	42
EL SALVADOR	156	107	68	ZIMBABWE	402	475	290
NICARAGUA	19	901	547	SOUTH AFRICA	52	363	226
COSTA RICA	219	557	341	NAMIBIA	5	231	150
PANAMA	52	110	70	USA	2 452	127 577	78 372
CUBA	19	58	36	CANADA	80	1 826	1 136
HAITI	6	311	191	MEXICO	39	96	59
DOMINIC REP	160	54	33	PANAMA		80	47
GUADELOUPE	12	58	31	CUBA	93	1 122	703
BRIT VIRG IS	8	67	34	BRIT VIRG IS		134	83
MARTINIQUE	32	90	55	VENEZUELA	18	185	114
TRINIDAD TOB	22	89	53	PERU	6	391	240
NETH ANTILL	23	5 152	3 220	BRAZIL	77	656	420
COLOMBIA	853	1 252	762	CHILE	3	166	100
VENEZUELA	332	1 939	1 196	URUGUAY	23	547	339
ECUADOR	671	3 233	2 035	ARGENTINA	2	178	112
PERU	1 190	11 021	6 891	CYPRUS	1	157	93
BRAZIL	1 438	4 777	2 967	LEBANON		61	37
CHILE	1 156	1 476	930	SYRIA		450	260
BOLIVIA	443	1 425	892	IRAN	74	917	566
PARAGUAY	194	1 676	1 038	ISRAEL	52	1 970	1 232
URUGUAY	596	10 200	6 273	YEMEN		75	43
ARGENTINA	2 336	2 488	1 558	PAKISTAN	177	122	73
CYPRUS	724	2 161	1 341	INDIA	107	556	350
LEBANON	694	942	586	NEPAL	3	249	152
SYRIA	394	4 669	2 884	THAILAND	186	642	397
IRAN	1 760	7 924	4 882	VIETNAM	71	57	38
ISRAEL	2 337	921	570	INDONESIA	868	315	191
JORDAN	469	11 434	7 048	SINGAPORE	14	394	239
SAUDI ARABIA	3 312	1 894	1 158	PHILIPPINES	360	338	207
KUWAIT	531	707	443	CHINA	1 790	4 155	2 548
BAHRAIN	148	8 233	5 084	SOUTH KOREA	19	246	155
QATAR	175	381	237	JAPAN	103	3 101	1 896
ARAB EMIRAT	2 577	185	108	TAIWAN	715	1 563	974
OMAN	126	2 085	1 297	HONG KONG	1 072	4 045	2 516
YEMEN	18	4 386	2 730	MACAO	11	211	128
PAKISTAN	890	1 538	965	AUSTRALIA	33	1 828	1 119
INDIA	1 786	620	382	PAPUA NEW G	4	86	52
BANGLADESH	807	738	450	NEW ZEALAND	14	436	269
MALDIVES		393	242	TUVALU		110	65
SRI LANKA	207	58	34	EXPORTS	8 925	792 422	489 608
NEPAL	101	13 323	8 236	FRANCE	1 955	12 559	7 551
MYANMAR	35	669	414	BELGIUM LUX	84	3 810	2 366
THAILAND	4 502	11 772	7 324	NETHERLANDS	164	11 250	7 010
VIETNAM	218	11 948	7 378	ITALY	41	2 637	1 615
INDONESIA	5 501	11 754	7 320	UNTD KINGDOM	294	39 032	24 122
MALAYSIA	4 054	3 934	2 429	IRELAND		51	31
SINGAPORE	2 485	3 866	2 393	DENMARK	19	6 681	4 005
PHILIPPINES	973	13 936	8 711	GREECE	3	116	75
CHINA	686	34 779	21 465	PORTUGAL	6	332	206
SOUTH KOREA	2 175	13 704	8 517	SPAIN	15	1 253	762
JAPAN	5 717	47 698	29 468	EU	2 581	77 721	47 743
TAIWAN	4 014	13 930	8 647	CANARY IS		357	228
HONG KONG	3 576	2 140	1 334	ICELAND	1	112	67
AUSTRALIA	4 950	295	180	NORWAY	12	1 685	1 020
NEW ZEALAND	637	163	102	SWEDEN	28	6 634	4 225
NEW CALEDON	61	64	40	FINLAND	18	569	341
AM OCEANIA	1	198	121	SWITZERLAND	1 762	427 290	263 632
FJI	5	972	613	AUSTRIA	750	82 813	51 291
FR POLYNESIA	50	949	581				
SHIPS SUPPL	9						
UNID COUNTR	415						

6 IMPORTS AND EXPORTS (SPECIAL TRADE) BY GROUPS OF THE SITC-REV. III AND BY COUNTRIES OF PRODUCTION AND CONSUMPTION 1994

GROUP COUNTRY	DT = 100 KG	1 000 DM	1 000 \$	GROUP COUNTRY	DT = 100 KG	1 000 DM	1 000 \$
FAEROE IS		58	37	SRI LANKA	26	3 604	2 236
ANDORRA		45	30	NEPAL	24	523	320
TURKEY	38	981	633	THAILAND	1 073	206 234	127 278
ESTONIA	1	106	70	INDONESIA	540	9 407	5 844
LATVIA	10	580	360	MALAYSIA	4	14 390	8 921
LITHUANIA	12	117	71	SINGAPORE	3	2 174	1 347
POLAND	915	3 381	2 108	PHILIPPINES	6 350	25 541	15 805
CZECH REPUBL	74	3 871	2 470	CHINA	6 073	86 727	54 094
HUNGARY	684	2 009	1 228	NORTH KOREA	5	73	45
BULGARIA	31	72	45	SOUTH KOREA	2 240	12 838	7 921
UKRAINE	1	62	38	JAPAN	88	8 628	5 304
BELARUS	3	66	39	TAIWAN	2 062	20 677	12 674
RUSSIA	110	6 355	4 117	HONG KONG	2 933	94 105	58 393
SLOVENIA	1	197	117	AUSTRALIA	1	194	111
CROATIA	3	165	98	NEW ZEALAND	5	455	279
BURKINA FASO	2	124	80	EXPORTS	7 453	1 232 274	763 652
BURUNDI		173	105	FRANCE	614	55 361	34 236
SOUTH AFRICA		326	204	BELGIUM LUX	235	42 684	26 521
NAMIBIA		83	51	NETHERLANDS	782	88 317	54 913
USA	1 197	127 094	78 220	ITALY	288	25 412	15 612
CANADA	15	1 438	871	UNT D KINGDOM	242	72 195	44 494
MEXICO	4	307	195	IRELAND	80	3 484	2 182
COLOMBIA	1	322	198	DENMARK	146	22 033	13 684
VENEZUELA	1	66	39	GREECE	235	6 969	4 327
BRAZIL	8	1 776	1 136	PORTUGAL	131	2 888	1 768
CHILE	1	96	61	SPAIN	126	7 892	4 877
ARGENTINA	10	1 143	732	EU	2 879	327 235	202 614
CYPRUS	5	74	46	CANARY IS		804	499
LEBANON		70	46	ICELAND	5	1 498	930
SYRIA	2	60	39	NORWAY	73	24 242	15 154
ISRAEL	22	526	315	SWEDEN	97	11 380	7 098
KUWAIT	14	89	57	FINLAND	52	5 559	3 464
QATAR		293	175	SWITZERLAND	848	290 559	179 323
THAILAND	2	80	50	AUSTRIA	924	184 264	114 593
INDONESIA	1	58	35	ANDORRA		303	188
MALAYSIA		119	74	MALTA		234	143
SINGAPORE	7	3 418	2 237	TURKEY	91	2 220	1 361
CHINA	3	52	33	ESTONIA	1	89	54
SOUTH KOREA	39	6 800	4 381	LATVIA	1	3 811	2 408
JAPAN	407	28 828	17 855	LITHUANIA	7	2 597	1 585
TAIWAN	10	630	400	POLAND	74	12 351	7 705
HONG KONG	6	1 776	1 119	CZECH REPUBL	205	13 099	8 127
MACAO		73	46	SLOVAKIA	2	1 035	658
AUSTRALIA	37	482	309	HUNGARY	173	13 731	8 494
PAPUA NEW G		184	114	ROMANIA	9	704	439
NEW ZEALAND		71	45	BULGARIA	5	2 229	1 406
UNID COUNTR		126	77	UKRAINE	4	819	511
897 GOLD, SILVERWARE, JEWEL NES				BELARUS	25	701	431
IMPORTS	35 677	1 406 111	871 253	RUSSIA	441	15 165	9 199
FRANCE	658	58 284	36 276	GEORGIA	1	80	47
BELGIUM LUX	83	5 692	3 566	KAZAKHSTAN	10	588	368
NETHERLANDS	579	9 332	5 741	UZBEKISTAN	2	211	125
ITALY	1 653	440 946	273 435	SLOVENIA	57	3 106	1 940
UNT D KINGDOM	451	13 161	8 132	CROATIA	60	2 356	1 450
IRELAND	658	20 091	12 440	MACEDONIA	7	221	139
DENMARK	44	2 905	1 800	MOROCCO	1	149	88
GREECE	8	456	283	ALGERIA	13	245	155
PORTUGAL	8	774	465	TUNISIA	8	1 297	782
SPAIN	151	10 942	6 797	LIBYA		78	48
EU	4 293	562 583	348 935	EGYPT	37	26 570	16 322
NORWAY	10	1 583	986	NIGERIA		58	37
SWEDEN	13	767	478	KENYA	2	658	409
FINLAND	19	11 866	7 377	MOZAMBIQUE	9	73	46
SWITZERLAND	175	48 469	29 896	REUNION		255	159
AUSTRIA	1 846	101 092	62 527	MAURITIUS	26	4 727	2 924
ANDORRA		214	128	ZIMBABWE	3	3 391	2 086
MALTA	2	374	228	SOUTH AFRICA	41	2 163	1 335
TURKEY	111	20 199	12 614	NAMIBIA		71	43
ESTONIA	2	96	61	USA	217	59 367	37 093
LATVIA		572	363	CANADA	17	1 948	1 219
LITHUANIA		67	42	MEXICO	6	4 405	2 717
POLAND	101	2 817	1 746	BERMUDA		1 625	1 001
CZECH REPUBL	707	6 284	3 907	GUATEMALA		155	100
HUNGARY	8	1 007	634	EL SALVADOR	1	124	80
BULGARIA	3	447	275	COSTA RICA	1	854	490
RUSSIA	3	1 965	1 236	PANAMA		289	180
SLOVENIA	1	1 251	771	HAITI	1	85	50
MACEDONIA	7	1 332	833	BAHAMAS		796	492
EGYPT	67	285	171	DOMINIC REP		70	44
NIGER	2	73	46	AM VIRGIN IS		994	626
GHANA	21	66	41	GUADELOUPE		1 091	710
NIGERIA		71	46	ANTIGUA		55	34
KENYA	33	349	218	MARTINIQUE		316	195
MAURITIUS	41	4 065	2 518	CAYMAN IS		571	360
SOUTH AFRICA	27	456	280	JAMAICA		418	268
USA	1 202	58 529	36 263	BARBADOS		791	497
CANADA	91	787	480	ARUBA		804	507
MEXICO	15	4 152	2 565	NETH ANTILL	1	1 938	1 197
COSTA RICA	19	378	232	COLOMBIA		698	445
COLOMBIA	12	646	407	VENEZUELA		298	187
ECUADOR	4	62	37	ECUADOR		857	552
PERU	129	1 311	806	PERU		386	246
BRAZIL	755	5 722	3 528	BRAZIL	10	1 386	862
CHILE	11	300	188	CHILE	6	498	316
URUGUAY	5	98	60	BOLIVIA		84	55
ARGENTINA	11	202	129	PARAGUAY		140	88
SYRIA	187	227	142	URUGUAY	1	447	286
IRAN		279	163	ARGENTINA	1	777	490
ISRAEL	52	34 290	21 204	CYPRUS	2	150	92
BAHRAIN		115	70	LEBANON	4	268	160
ARAB EMIRAT	7	2 599	1 631	IRAN	1	714	442
PAKISTAN	276	665	409	ISRAEL	36	7 126	4 399
INDIA	3 924	41 192	25 614	JORDAN	5	264	158
				SAUDI ARABIA	61	4 964	3 049

6 IMPORTS AND EXPORTS (SPECIAL TRADE) BY GROUPS OF THE SITC-REV. III AND BY COUNTRIES OF PRODUCTION AND CONSUMPTION 1994

GROUP COUNTRY	DT = 100 KG	1 000 DM	1 000 \$	GROUP COUNTRY	DT = 100 KG	1 000 DM	1 000 \$
KUWAIT	3	718	447	ITALY	68 753	170 169	105 164
BAHRAIN	10	5 980	3 798	UNTD KINGDOM	150 964	370 839	230 652
QATAR	1	1 284	805	IRELAND	2 892	16 513	10 303
ARAB EMIRAT	8	15 092	9 281	DENMARK	40 667	99 309	61 780
OMAN		4 249	2 624	GREECE	4 156	21 349	13 215
YEMEN	113	1 864	1 207	PORTUGAL	3 891	17 074	10 651
PAKISTAN	2	2 686	1 638	SPAIN	43 356	110 006	68 017
INDIA	5	6 109	3 768	EU	750 852	1 817 971	1 126 868
SRI LANKA	3	83	52	CANARY IS	60	544	337
THAILAND	6	8 557	5 241	ICELAND	212	1 507	932
LAOS	2	79	47	NORWAY	5 525	27 626	17 193
INDONESIA	1	423	258	SWEDEN	21 931	72 030	44 672
MALAYSIA		1 315	808	FINLAND	5 224	19 238	11 902
SINGAPORE	29	12 041	7 415	SWITZERLAND	48 365	331 279	205 036
PHILIPPINES		607	358	AUSTRIA	101 566	413 036	255 621
CHINA	1	5 205	3 276	ANDORRA	38	443	275
SOUTH KOREA	26	6 369	3 937	GIBRALTAR		448	85
JAPAN	355	45 334	28 265	MALTA	209	2 028	1 245
TAIWAN	64	11 927	7 503	SAN MARINO		125	74
HONG KONG	220	31 258	19 414	TURKEY	7 250	20 016	12 432
AUSTRALIA	26	10 715	6 638	ESTONIA	275	1 543	948
NEW ZEALAND		426	266	LATVIA	2 097	2 604	1 611
NEW CALEDON		61	39	LITHUANIA	2 405	6 444	3 948
AM OCEANIA	2	68	44	POLAND	12 883	55 858	34 312
N ZEAL OCEAN		56	33	CZECH REPUB	18 478	74 898	46 149
FIJI	1	389	237	SLOVAKIA	1 933	8 556	5 232
FR POLYNESIA		568	354	HUNGARY	10 304	36 364	22 800
SHIPS SUPPL		818	513	ROMANIA	3 260	5 634	3 469
UNID COUNTR	5	768	469	BULGARIA	849	4 676	2 883
				ALBANIA	15	107	67
				UKRAINE	2 265	7 885	4 848
				BELARUS	819	2 062	1 271
				RUSSIA	34 602	81 632	50 192
898 MUSICAL INSTRUMENTS,ETC.				AZERBAIJAN	13	265	167
IMPORTS	1 288 830	4 729 463	2 918 902	KAZAKHSTAN	206	1 156	706
FRANCE	323 721	604 642	375 346	UZBEKISTAN	8	126	81
BELGIUM LUX	67 013	179 110	110 728	KYRGHYZSTAN	13	332	202
NETHERLANDS	115 658	329 666	203 607	SLOVENIA	1 456	7 433	4 574
ITALY	31 588	99 091	61 361	CROATIA	1 630	7 487	4 659
UNTD KINGDOM	112 524	344 381	212 395	BOS HERZEGOV	77	656	417
IRELAND	59 905	563 100	343 952	MACEDONIA	208	985	604
DENMARK	10 991	47 130	29 147	MOROCCO	205	824	511
GREECE	55	243	150	ALGERIA	81	580	357
PORTUGAL	2 492	4 176	2 564	TUNISIA	329	966	588
SPAIN	4 921	19 380	11 854	LIBYA	5	242	147
EU	728 868	2 190 919	1 351 104	EGYPT	331	1 521	941
NORWAY	1 575	5 070	3 167	BURKINA FASO	13	72	43
SWEDEN	3 569	19 148	11 962	NIGER	10	223	138
FINLAND	748	8 320	5 123	SENEGAL	17	55	33
SWITZERLAND	12 666	114 384	70 593	GUINEA	3	80	47
AUSTRIA	123 867	446 700	276 849	GHANA	29	131	79
ANDORRA	6	77	47	NIGERIA	53	3 209	1 941
TURKEY	9 419	12 472	7 672	CENT AFR REP	5	52	32
ESTONIA	13	83	52	ANGOLA	13	67	38
LATVIA	304	118	72	ETHIOPIA	6	142	87
POLAND	4 457	6 476	4 018	ERITREA	5	72	41
CZECH REPUB	22 923	36 262	22 509	KENYA	64	512	317
SLOVAKIA	369	745	465	UGANDA	9	56	35
HUNGARY	401	4 155	2 555	TANZANIA	4	48	30
ROMANIA	104	593	371	REUNION	18	95	60
BULGARIA	3 486	5 351	3 339	MAURITIUS	68	758	458
UKRAINE	3 817	5 895	3 535	ZIMBABWE	54	254	161
BELARUS	2 046	362	220	SOUTH AFRICA	3 417	21 056	12 848
MOLDOVA	21	47	30	USA	118 943	342 056	212 199
RUSSIA	2 030	2 363	1 429	CANADA	8 380	19 117	11 976
SLOVENIA	169	850	531	MEXICO	3 392	11 692	7 258
CROATIA	195	700	423	GUATEMALA	93	423	265
SENEGAL	78	89	42	COSTA RICA	90	431	266
GAMBIA	41	60	37	PANAMA	119	395	253
IVORY COAST	49	67	42	AM VIRGIN IS	4	53	30
GHANA	114	121	73	JAMAICA	8	112	70
CAMEROON	46	52	31	TRINIDAD TOB	30	168	103
SOUTH AFRICA	23	418	255	COLOMBIA	1 353	4 791	2 968
USA	67 392	912 832	563 034	VENEZUELA	599	2 112	1 294
CANADA	8 739	37 344	22 858	ECUADOR	109	444	277
MEXICO	7 131	24 058	14 875	PERU	132	499	308
PERU	36	79	50	BRAZIL	19 172	33 020	20 653
BRAZIL	7 545	8 240	5 105	CHILE	737	2 654	1 641
CHILE	116	247	151	BOLIVIA	32	123	78
BOLIVIA	9	60	36	PARAGUAY	115	432	267
ARGENTINA	8	89	54	URUGUAY	168	746	456
ISRAEL	1 809	14 814	9 204	ARGENTINA	3 247	8 134	5 079
KUWAIT	15	101	64	CYPRUS	128	1 098	686
ARAB EMIRAT	18	157	93	LEBANON	247	1 306	812
PAKISTAN	219	439	269	SYRIA	25	520	334
INDIA	2 586	6 852	4 200	IRAN	67	693	421
BANGLADESH	25	76	47	ISRAEL	3 369	11 259	6 948
THAILAND	10 570	23 805	15 064	JORDAN	9	132	80
VIETNAM	419	356	207	SAUDI ARABIA	2 308	7 909	4 914
INDONESIA	11 722	14 941	9 241	KUWAIT	45	884	543
MALAYSIA	3 655	8 470	5 274	BAHRAIN	20	130	77
SINGAPORE	3 411	31 470	19 601	ARAB EMIRAT	371	2 899	1 780
PHILIPPINES	272	610	373	OMAN	79	330	192
CHINA	20 233	37 104	23 244	PAKISTAN	94	300	182
SOUTH KOREA	71 951	107 138	65 716	INDIA	324	2 612	1 619
JAPAN	112 940	537 715	331 794	SRI LANKA	629	871	531
TAIWAN	17 576	61 729	38 103	NEPAL	44	61	39
HONG KONG	15 050	27 038	16 440	MYANMAR		132	85
MACAO	3 309	6 766	4 182	THAILAND	1 637	45 397	28 488
AUSTRALIA	403	4 230	2 578	VIETNAM	22	427	258
NEW ZEALAND	4	239	147	INDONESIA	327	1 314	822
EXPORTS	1 261 923	3 834 069	2 375 181	MALAYSIA	407	4 195	2 618
FRANCE	235 968	465 203	288 258	SINGAPORE	2 767	11 387	7 106
BELGIUM LUX	94 801	153 462	94 976	PHILIPPINES	36	738	456
NETHERLANDS	105 404	394 047	243 852	MONGOLIA	19	185	118
				CHINA	1 414	6 851	4 230

6 IMPORTS AND EXPORTS (SPECIAL TRADE) BY GROUPS OF THE SITC-REV. III AND BY COUNTRIES OF PRODUCTION AND CONSUMPTION 1994

GROUP COUNTRY	DT = 100 KG	1 000 DM	1 000 \$	GROUP COUNTRY	DT = 100 KG	1 000 DM	1 000 \$
NORTH KOREA	41	305	191	BELGIUM LUX	73 727	85 383	52 719
SOUTH KOREA	3 305	29 380	18 164	NETHERLANDS	191 479	193 807	120 503
JAPAN	21 986	148 073	91 882	ITALY	27 398	102 019	62 970
TAIWAN	3 463	17 808	11 073	UNTD KINGDOM	49 055	127 078	78 704
HONG KONG	8 277	25 141	15 543	IRELAND	3 085	32 144	19 837
AUSTRALIA	12 440	32 517	20 167	DENMARK	80 778	67 247	41 628
NEW ZEALAND	960	3 881	2 416	GREECE	9 060	35 469	21 873
NEW CALEDON	3	62	39	PORTUGAL	14 125	35 789	22 053
FR POLYNESIA	4	79	48	SPAIN	11 770	63 195	39 060
POLAR REG	5	142	93	EU	533 227	924 266	571 582
SHIPS SUPPL	4	61	39	CANARY IS	424	2 457	1 494
UNID COUNTR	461	2 378	1 446	ICELAND	1 415	1 513	938
899 MISC MANUFCTRD GOODS NES				NORWAY	21 340	22 195	13 799
IMPORTS	1 818 352	2 655 17	1 640 728	SWEDEN	19 074	48 498	30 076
FRANCE	37 955	141 027	86 815	FINLAND	15 153	20 622	12 864
BELGIUM LUX	17 364	38 513	23 782	SWITZERLAND	75 372	153 909	95 041
NETHERLANDS	213 108	234 207	145 853	AUSTRIA	83 507	165 658	102 614
ITALY	108 372	152 670	94 287	ANDORRA	216	415	259
UNTD KINGDOM	86 076	84 904	52 267	MALTA	500	2 649	1 621
IRELAND	7 878	68 917	41 881	SAN MARINO	5	80	50
DENMARK	13 664	43 450	26 891	TURKEY	6 227	33 383	20 637
GREECE	2 818	5 649	3 497	ESTONIA	282	1 488	914
PORTUGAL	86 839	29 437	18 187	LATVIA	880	3 172	1 976
SPAIN	13 371	13 163	8 064	LITHUANIA	938	4 349	2 678
EU	567 445	811 937	501 324	POLAND	25 242	96 356	59 578
ICELAND	28	922	579	CZECH REPUB	25 404	88 453	53 918
NORWAY	7 469	7 482	4 654	SLOVAKIA	2 992	12 444	7 676
SWEDEN	10 371	29 421	18 042	HUNGARY	10 088	37 619	23 303
FINLAND	1 679	7 222	4 432	ROMANIA	4 383	29 915	18 537
SWITZERLAND	45 055	308 440	191 097	BULGARIA	969	9 456	5 842
AUSTRIA	12 186	54 877	33 856	ALBANIA	44	578	355
MALTA	220	772	469	UKRAINE	1 132	7 864	4 868
TURKEY	9 088	11 021	6 818	BELARUS	337	1 825	1 121
ESTONIA	466	679	425	MOLDOVA	74	822	515
LATVIA	412	127	76	RUSSIA	7 196	21 447	13 303
LITHUANIA	711	562	350	GEORGIA	430	105	67
POLAND	119 084	44 095	27 140	ARMENIA	7	97	59
CZECH REPUB	64 269	41 244	25 386	AZERBAIJAN	11	208	120
SLOVAKIA	9 776	2 794	1 729	KAZAKHSTAN	48	563	350
HUNGARY	84 118	16 771	10 374	KYRGHYZSTAN	54	219	143
ROMANIA	26 448	9 150	5 564	SLOVENIA	5 600	25 983	16 110
BULGARIA	2 547	877	541	CROATIA	2 930	19 088	11 831
ALBANIA	42	308	193	BOS HERZEGOV	156	522	322
UKRAINE	4 796	600	384	SERB MONTNEG	16	1 304	823
MOLDOVA	9 217	96	59	MACEDONIA	1 221	9 371	5 762
RUSSIA	9 205	2 538	1 592	MOROCCO	2 211	18 865	11 771
SLOVENIA	11 300	6 499	4 066	ALGERIA	321	477	288
CROATIA	21 667	14 498	8 888	TUNISIA	3 162	20 924	12 946
BOS HERZEGOV	219	114	72	LIBYA	4	152	101
MACEDONIA	669	240	146	EGYPT	706	3 668	2 268
MOROCCO	276	178	109	SUDAN	59	462	285
TUNISIA	100	191	119	GAMBIA	58	262	153
EGYPT	106	57	34	GUINEA	62	78	49
BURKINA FASO	121	181	115	SIERRA LEONE	91	73	46
GHANA	1 155	976	600	IVORY COAST	45	169	102
NIGERIA	193	150	89	GHANA	44	184	115
KENYA	815	1 004	598	NIGERIA	268	688	442
SEYCHELLES	5	75	45	BURUNDI	5	51	33
MADAGASCAR	96	65	40	ETHIOPIA	299	1 297	791
MAURITIUS	33	180	107	ERITREA	31	147	95
SOUTH AFRICA	1 505	2 700	1 641	KENYA	17	57	34
NAMIBIA	120	204	120	TANZANIA	19	48	30
SWAZILAND	110	168	108	MOZAMBIQUE	6	57	34
LESOTHO	1 345	1 104	680	REUNION	212	259	149
USA	13 118	322 821	199 259	MAURITIUS	63	391	242
CANADA	590	14 747	9 164	ZIMBABWE	77	314	201
MEXICO	7 213	7 470	4 539	SOUTH AFRICA	3 203	16 516	10 262
GUATEMALA	10	80	47	LESOTHO	810	420	272
HAITI	91	124	73	USA	38 004	173 757	107 685
BAHAMAS	5	1 735	1 114	CANADA	4 956	17 704	10 989
DOMINIC REP	9	65	42	MEXICO	982	7 336	4 550
COLOMBIA	157	218	137	GUATEMALA	184	392	241
ECUADOR	1 056	1 895	1 165	HONDURAS	16	94	58
PERU	35	138	83	EL SALVADOR	112	302	191
BRAZIL	2 815	3 984	2 444	COSTA RICA	125	408	250
CHILE	8	105	60	PANAMA	67	324	203
SYRIA	285	92	57	CUBA	67	1 502	947
ISRAEL	691	1 512	955	DOMINIC REP	82	132	82
BAHRAIN	35	50	30	GUADELOUPE	239	213	129
ARAB EMIRAT		60	37	MARTINIQUE	260	262	159
PAKISTAN	60	101	65	TRINIDAD TOB	27	88	52
INDIA	8 085	9 768	6 015	ARUBA	27	862	505
BANGLADESH	445	326	200	NETH ANTILL	74	213	124
SRI LANKA	9 553	5 609	3 458	COLUMBIA	223	2 865	1 777
NEPAL	18	114	69	VENEZUELA	316	1 395	847
THAILAND	16 810	31 744	19 709	GUYANA	188	140	85
VIETNAM	6 508	2 970	1 819	ECUADOR	263	882	552
INDONESIA	14 388	12 742	7 830	PERU	245	845	519
MALAYSIA	3 348	6 076	3 679	BRAZIL	708	15 700	9 817
SINGAPORE	664	28 513	17 623	CHILE	533	3 232	1 988
PHILIPPINES	14 213	21 952	13 443	BOLIVIA	50	171	107
CHINA	644 456	601 149	371 946	PARAGUAY	225	641	394
SOUTH KOREA	9 982	47 479	29 379	URUGUAY	73	757	468
JAPAN	18 521	56 599	34 964	ARGENTINA	692	11 904	7 337
TAIWAN	34 190	58 840	36 278	CYPRUS	603	1 378	846
HONG KONG	14 050	24 194	15 094	LEBANON	967	2 504	1 546
MACAO	9	53	34	SYRIA	946	2 052	1 269
AUSTRALIA	370	10 601	6 616	IRAN	262	3 296	2 039
NEW ZEALAND	14	560	352	ISRAEL	4 397	13 946	8 596
EXPORTS	952 593	2 273 691	1 406 364	JORDAN	419	662	409
FRANCE	72 750	182 135	112 235	SAUDI ARABIA	6 978	18 236	11 404
				KUWAIT	745	2 134	1 326
				BAHRAIN	253	954	593
				QATAR	223	658	404
				ARAB EMIRAT	3 527	5 850	3 590
				OMAN	81	272	165

6 IMPORTS AND EXPORTS (SPECIAL TRADE) BY GROUPS OF THE SITC-REV. III AND BY COUNTRIES OF PRODUCTION AND CONSUMPTION 1994

GROUP COUNTRY	DT = 100 KG	1 000 DM	1 000 \$	GROUP COUNTRY	DT = 100 KG	1 000 DM	1 000 \$
YEMEN	100	103	64	961 COIN NONGOLD NONCURRENT			
AFGHANISTAN	242	488	299	IMPORTS	4 449	123 719	76 358
PAKISTAN	159	783	489	FRANCE	9	1 842	1 138
INDIA	891	4 310	2 669	BELGIUM LUX	1	323	196
BANGLADESH	5	51	32	NETHERLANDS	17	3 254	2 011
SRI LANKA	289	2 101	1 280	ITALY	6	927	554
MYANMAR	20	163	99	UNTD KINGDOM	144	12 691	7 801
THAILAND	502	4 968	3 073	IRELAND	3 388	7 494	4 551
VIETNAM	555	3 202	1 987	DENMARK		74	44
INDONESIA	684	2 057	1 289	PORTUGAL		74	48
MALAYSIA	878	2 410	1 493	SPAIN	12	1 943	1 150
SINGAPORE	2 972	14 273	8 811	EU	3 577	28 632	17 499
PHILIPPINES	1 068	2 060	1 278	NORWAY	5	1 384	845
CHINA	2 175	5 965	3 695	SWEDEN		226	136
NORTH KOREA	5	98	63	FINLAND	2	118	75
SOUTH KOREA	1 184	14 629	9 072	SWITZERLAND	134	13 243	8 152
JAPAN	4 388	53 159	33 009	AUSTRIA	59	9 207	5 700
TAIWAN	1 066	9 315	5 791	ANDORRA	2	120	74
HONG KONG	4 848	25 866	15 933	GIBRALTAR	1	144	90
AUSTRALIA	2 411	15 007	9 330	TURKEY	1	352	222
NEW ZEALAND	158	843	525	LITHUANIA	6	138	89
NEW CALEDON	18	66	40	CZECH REPUB	15	260	166
FIJI	20	70	42	HUNGARY	9	1 252	780
SHIPS SUPPL	8	496	307	BULGARIA	4	609	373
UNID COUNTR	746	1 988	1 178	RUSSIA	100	6 218	3 870
931 SPEC. TRANSACT. NOT CLASSD				GEORGIA	6	519	320
IMPORTS	6 440 857	19 738 070	12 139 712	SOUTH AFRICA	5	90	54
EXPORTS	6 804 804	16 657 792	10 190 121	USA	154	12 765	7 837
941 COMPL IND PLANT CHAPT 99				CANADA	80	7 269	4 389
EXPORTS	198 559	352 354	218 561	MEXICO	5	972	596
FRANCE	1 254	253	146	CUBA	24	1 572	981
BELGIUM LUX	2 077	1 663	1 024	BAHAMAS		80	49
NETHERLANDS	102	4 949	3 031	ISRAEL		127	76
ITALY	82	131	83	NEPAL	3	91	59
UNTD KINGDOM	1 035	765	462	SINGAPORE	43	2 922	1 791
GREECE	19	67	40	MONGOLIA		88	56
PORTUGAL	679	4 512	2 710	CHINA	77	7 651	4 650
EU	5 260	12 383	7 522	NORTH KOREA		166	105
NORWAY	104	89	55	JAPAN	1	122	76
SWEDEN	279	1 827	1 076	HONG KONG		53	35
SWITZERLAND	133	205	131	AUSTRALIA	117	26 314	16 573
AUSTRIA	2	74	44	SOLOMON IS	2	85	56
TURKEY	9 710	19 460	11 906	N ZEAL OCEAN	8	487	304
LATVIA	286	1 167	740	VANUATU	1	57	37
POLAND	2 326	15 965	10 058	EXPORTS	2 448	37 891	23 576
CZECH REPUB	1 218	1 741	1 041	FRANCE	3	96	60
SLOVAKIA	142	195	112	BELGIUM LUX	5	106	67
HUNGARY	214	267	169	NETHERLANDS	1	335	207
ROMANIA	1 850	4 418	2 815	ITALY	4	76	49
UKRAINE	33 143	12 809	7 925	UNTD KINGDOM	59	2 314	1 467
BELARUS	756	2 433	1 456	SPAIN	2	120	72
RUSSIA	30 322	60 585	37 453	EU	74	3 082	1 941
KAZAKHSTAN	1 723	515	330	FINLAND	606	711	449
TURKMENISTAN	678	671	396	SWITZERLAND	95	6 578	4 040
UZBEKISTAN	138	250	161	AUSTRIA	213	24 448	15 294
SLOVENIA	2 125	1 696	1 038	MALTA	65	118	73
CROATIA	59	436	277	CZECH REPUB	82	109	66
MOROCCO	2 825	2 466	1 540	SLOVENIA	204	334	194
ALGERIA	657	6 166	3 779	TUNISIA	225	151	86
TUNISIA	101	229	140	USA	18	930	578
LIBYA	2 758	3 130	1 961	CUBA		48	30
EGYPT	598	1 649	967	ISRAEL	780	666	393
GHANA	28	88	54	NEPAL	70	72	46
BENIN	56	91	58	JAPAN	1	68	41
NIGERIA	20 840	29 205	18 144	AUSTRALIA		392	232
GABON	160	200	123	971 GOLD, NONMONTY EXCL ORES			
ETHIOPIA	182	259	167	IMPORTS	2 982	2 039 230	1 263 964
KENYA	97	167	105	FRANCE	20	17 438	10 579
TANZANIA	2 022	79	48	BELGIUM LUX	266	30 650	18 842
USA	236	749	464	NETHERLANDS	764	193 336	119 889
MEXICO	2 918	14 884	8 867	ITALY		715	446
DOMINIC REP	11	90	53	UNTD KINGDOM	198	406 349	247 143
TRINIDAD TOB	2 372	842	539	DENMARK	1	3 150	1 963
VENEZUELA	126	119	72	EU	1 249	651 668	398 880
BRAZIL	1 301	3 961	2 402	NORWAY	1	1 648	1 023
ARGENTINA	296	922	586	SWEDEN	144	56 930	35 476
SYRIA	62	376	227	FINLAND	3	7 960	4 905
IRAN	12 659	12 280	7 490	SWITZERLAND	204	191 716	120 545
SAUDI ARABIA	8 405	7 370	4 575	AUSTRIA	6	8 932	5 548
BAHRAIN	88	202	124	TURKEY		88	58
QATAR	105	297	192	ESTONIA	157	2 768	1 644
ARAB EMIRAT	6 718	4 469	2 839	LATVIA	12	135	82
OMAN	48	262	168	LITHUANIA	18	329	207
PAKISTAN	1 604	5 472	3 330	POLAND	4	5 377	3 394
INDIA	8 406	10 612	6 438	CZECH REPUB	10	12 054	7 482
MALDIVES	392	316	201	SLOVAKIA		282	183
THAILAND	1 383	5 456	3 434	HUNGARY		1 159	724
VIETNAM	30	227	144	ROMANIA	1	139	84
INDONESIA	4 084	5 077	3 039	BULGARIA		181	109
MALAYSIA	5 753	48 745	31 068	UKRAINE	100	1 902	1 235
SINGAPORE	92	929	590	BELARUS	315	609	386
CHINA	17 153	38 242	23 920	MOLDOVA		79	47
SOUTH KOREA	544	3 375	2 167	RUSSIA	141	254 328	160 004
JAPAN	30	410	248	ARMENIA	11	7 132	4 478
TAIWAN	2 602	4 589	2 852	UZBEKISTAN	140	272 861	170 517
MACAO	43	56	36	SLOVENIA		1 224	753
AUSTRALIA	9	863	552	MACEDONIA	2	3 806	2 474
				TANZANIA		741	479
				MAURITIUS		637	402

6 IMPORTS AND EXPORTS (SPECIAL TRADE) BY GROUPS OF THE SITC-REV. III AND BY COUNTRIES OF PRODUCTION AND CONSUMPTION 1994

GROUP COUNTRY	DT = 100 KG	1 000 DM	1 000 \$	GROUP COUNTRY	DT = 100 KG	1 000 DM	1 000 \$
ZIMBABWE	4	9 803	5 793	CHINA			3 555
SOUTH AFRICA	29	54 039	34 289	AUSTRALIA	16	38 375	23 591
NAMIBIA		152	97	EXPORTS	49	57 351	35 507
USA	248	256 813	156 310	FRANCE	3	80	51
CANADA	59	117 665	73 668	BELGIUM LUX		1 845	1 113
CUBA	8	8 191	5 161	NETHERLANDS		115	71
ECUADOR	5	8 707	5 588	ITALY		61	36
PERU	7	11 010	6 852	UNTD KINGDOM	8	1 583	1 034
BRAZIL	9	20 187	12 243	SPAIN		112	69
CHILE	16	7 198	4 548	EU	11	3 796	2 374
BOLIVIA	8	4 603	2 927	SWITZERLAND	15	22 367	13 862
ARAB EMIRAT		418	244	AUSTRIA	16	25 128	15 527
THAILAND	27	27 547	17 328	CZECH REPUB		60	34
SINGAPORE		579	355	USA	4	4 567	2 854
PHILIPPINES	36	13 668	8 482	CANADA		327	536
SOUTH KOREA		261	150	AUSTRALIA	1	166	103
JAPAN	1	2 114	1 296	TOTAL IMPORTS	4 631 495 011	616 955 365	381 635 757
TAIWAN	4	6 335	4 173	EXPORTS	2 231 807 417	690 572 701	427 135 563
HONG KONG	3	5 124	3 261				
EXPORTS	1 008	1 362 698	851 428				
FRANCE	71	12 486	7 737				
BELGIUM LUX	22	12 004	7 359				
NETHERLANDS	117	238 121	147 660				
ITALY	92	166 298	103 142				
UNTD KINGDOM	18	28 385	17 871				
IRELAND	3	359	224				
DENMARK	1	6 981	4 366				
GREECE	2	4 734	2 851				
PORTUGAL	60	121 964	74 901				
SPAIN	10	24 077	14 390				
EU	396	615 409	380 501				
NORWAY		4 826	3 001				
SWEDEN	33	10 127	6 301				
FINLAND	4	1 342	825				
SWITZERLAND	348	455 486	290 465				
AUSTRIA	9	20 526	12 977				
MALTA		388	242				
TURKEY	3	1 745	1 077				
LATVIA		933	538				
POLAND		827	513				
CZECH REPUB	9	22 462	13 933				
SLOVAKIA		573	352				
HUNGARY	48	448	284				
ROMANIA		122	74				
UKRAINE		1 412	871				
BELARUS	2	4 928	3 077				
MOLDOVA		114	66				
RUSSIA		182	104				
ARMENIA	3	6 014	3 866				
KAZAKHSTAN		132	85				
SLOVENIA	16	5 442	3 307				
CROATIA	13	107	68				
EGYPT		155	95				
MAURITIUS		1 888	1 157				
SOUTH AFRICA		182	111				
USA		5 757	3 576				
CANADA		483	293				
MEXICO		65	40				
ECUADOR		415	251				
BRAZIL		198	121				
CYPRUS	10	18 522	11 470				
ISRAEL		77	49				
SAUDI ARABIA		1 949	1 226				
KUWAIT	12	21 891	13 416				
ARAB EMIRAT	22	46 181	27 937				
INDIA		1 044	637				
SRI LANKA		195	119				
THAILAND	65	70 572	43 900				
MALAYSIA		116	71				
SINGAPORE	3	6 205	3 816				
PHILIPPINES		2 102	1 301				
CHINA	2	9 377	5 856				
SOUTH KOREA		498	311				
JAPAN		1 602	999				
TAIWAN		249	152				
HONG KONG	10	18 893	11 607				
AUSTRALIA		191	121				
972 MONETARY GOLD, GOLD COINS							
IMPORTS	53	157 114	96 841				
FRANCE		1 742	1 073				
BELGIUM LUX		427	264				
NETHERLANDS		926	571				
ITALY		220	129				
UNTD KINGDOM	4	10 309	6 489				
DENMARK		80	48				
EU	4	13 740	8 594				
NORWAY		1 067	633				
SWEDEN		99	58				
SWITZERLAND	8	18 359	11 344				
AUSTRIA	5	13 753	8 511				
TURKEY		170	107				
CZECH REPUB		74	46				
UKRAINE		201	131				
RUSSIA		3 785	2 335				
GEORGIA		611	368				
SOUTH AFRICA	15	34 887	21 406				
USA		9 237	5 696				
CANADA	2	15 202	9 349				
MEXICO	1	662	418				
PANAMA		74	47				
SINGAPORE		801	510				

7 IMPORTS AND EXPORTS (SPECIAL TRADE) BY COUNTRIES OF PRODUCTION AND CONSUMPTION AND BY GROUPS OF THE SITC-REV. III 1994

GROUP DESCRIPTION	DT = 100 KG	1 000 DM	1 000 \$	GROUP DESCRIPTION	DT = 100 KG	1 000 DM	1 000 \$
FRANCE				572 POLYMERS OF STYRENE	1 112 040	210 831	131 447
IMPORTS	279 791 457	68 330 199	42 244 328	573 POLYMERS,VINYL CHLORIDE	1 402 539	229 165	142 623
001 LIVE ANIMALS	108 473	58 300	36 030	574 POLYACETAL,POLYCARBONATE	253 264	83 666	52 064
011 BOVINE MEAT	823 207	553 103	339 868	575 OTH.PLASTIC,PRIMARY FORM	2 894 353	652 722	403 945
012 OTHER MEAT, MEAT OFFAL	1 279 815	571 142	356 951	579 PLASTIC WASTE, SCRAP ETC	56 328	4 437	2 739
016 MEAT,ED.OFFL,DRY,SLT,SMK	79 068	48 957	30 412	581 PLASTIC TUBE,PIPE,HOSE	78 915	90 797	56 014
017 MEAT,OFFL,PRPD,PRSD,NES	159 804	122 350	76 202	582 PLASTIC PLATE,SHEETS,ETC	450 795	256 780	159 151
022 MILK AND CREAM	970 111	197 379	120 939	583 MONOFILAMENT OF PLASTICS	60 930	30 362	18 844
023 BUTTER,OTHER FAT OF MILK	21 241	11 260	7 038	591 INSECTICIDES, ETC.	125 287	188 596	116 351
024 CHEESE AND CURD	1 007 808	899 913	559 557	592 STARCHES,INULIN,ETC.	1 384 140	221 731	136 825
025 EGGS,BIRDS,YOLKS,ALBUMIN	118 256	32 336	20 034	593 EXPLOSIVES,PYROTECHNICS	612	15 192	9 367
034 FISH,FRESH,CHILLED,FROZN	55 472	47 262	29 157	597 PREPRD ADDITIVES,LIQUIDS	699 492	206 381	127 636
035 FISH,DRYED,SALTED,SMOKED	1 642	3 793	2 381	598 MISC.CHEMICAL PRODTS,NES	3 317 502	316 782	196 247
036 CRUSTACEANS,MOLLUSCS ETC	18 453	18 793	11 625	611 LEATHER	15 406	42 683	26 316
037 FISH ETC.PRPD,PRSD,NES	61 900	41 279	25 625	612 MANUFACT. LEATHER ETC.NES	431	1 749	1 079
041 WHEAT, MESLIN, UNMILLED	6 164 182	182 349	113 356	613 FURSKINS,TANNOED,DRESSED	290	4 657	2 887
042 RICE	36 911	4 613	2 850	621 MATERIALS OF RUBBER	251 598	150 383	92 684
043 BARLEY, UNMILLED	1 383 164	46 527	28 460	625 RUBBER TYRES,TUBES,ETC.	1 396 646	1 038 656	644 643
044 MAIZE UNMILLED	8 675 123	362 073	220 941	629 ARTICLES OF RUBBER, NES	99 717	183 169	113 601
045 OTHER CEREALS, UNMILLED	180 152	13 155	8 321	633 CORK MANUFACTURES	1 505	1 792	1 106
046 MEAL,FLOUR OF WHEAT,MSLN	446 485	26 228	16 249	634 VENEERS, PLYWOOD, ETC.	1 947 806	189 732	116 720
047 OTHER CEREAL MEAL, FLOURS	51 720	2 760	1 713	635 WOOD MANUFACTURES, NES	355 949	91 172	56 475
048 CEREAL PREPARATIONS	3 770 485	530 740	327 293	641 PAPER AND PAPERBOARD	8 059 887	1 053 401	654 779
054 VEGETABLES	3 106 541	483 772	295 705	642 PAPER,PAPERBOARD,CUT ETC	1 338 929	420 884	260 627
056 VEGETABLES,PRPD,PRSD,NES	2 222 918	392 548	241 392	651 TEXTILE YARN	393 621	329 714	203 657
057 FRUIT,NUTS EXCL.OIL NUTS	1 676 818	273 887	172 340	652 COTTON FABRICS, WOVEN	112 433	207 632	128 798
058 FRUIT,PRESERVED,PREPARED	270 695	71 925	44 546	653 FABRICS,MAN-MADE FIBRES	143 085	330 382	204 316
059 FRUIT, VEGETABLE JUICES	664 047	42 715	26 474	654 OTH. TEXTILE FABRIC,WOVEN	114 957	165 392	102 539
061 SUGARS,MOLASSES,HONEY	3 174 118	377 491	233 456	655 KNIT.CROCHET.FABRIC NES	17 835	54 143	33 664
062 SUGAR CONFECTIONERY	130 672	80 422	49 766	656 TULLE,LACE,EMBROIDRY.ETC	13 428	59 465	36 679
071 COFFEE,COFFEE SUBSTITUTE	33 051	15 483	9 473	657 SPECIAL YARN,TXTL.FABRIC	215 761	201 506	124 503
072 COCOA	110 003	48 423	29 842	658 TEXTILE ARTICLES NES	30 108	68 161	42 174
073 CHOCOLATE,OTH.COCOA PREP	713 252	396 130	250 274	659 FLOOR COVERINGS, ETC.	111 170	55 754	34 685
074 TEA AND MATE	459	326	199	661 LIME,CEMENT,CONSTR.MATRL	6 671 915	162 820	101 024
075 SPICES	6 947	4 858	2 828	662 CLAY,REFRCT.CONSTR.MATRL	5 193 970	276 087	170 519
081 ANIMAL FEED STUFF	3 510 622	213 513	131 937	663 MINERAL MANUFACTURES,NES	3 084 931	203 272	125 866
091 MARGARINE AND SHORTENING	8 554	1 356	817	664 GLASS	1 732 708	152 090	94 042
098 EDIBLE PROD.PREPRDTS,NES	725 336	286 925	177 100	665 GLASSWARE	1 153 396	272 452	168 091
111 NON-ALCOHOL.BEVERAGE,NES	3 055 500	250 854	154 322	666 POTTERY	29 708	23 424	14 436
112 ALCOHOLIC BEVERAGES	2 917 639	1 288 740	802 638	667 PEARLS,PRECIOUS STONES			
121 TOBACCO, UNMANUFACTURED	33 136	6 021	3 715	671 PIG IRON,SPIEGELISN,ETC	793 491	90 912	56 269
122 TOBACCO, MANUFACTURED	72 650	104 335	64 707	672 INGOTS ETC. IRON OR STEEL	925 067	85 174	52 672
211 HIDES,SKINS(EX.FURS),RAW	30 449	11 354	7 031	673 FLAT-ROLLED IRON ETC.	5 040 900	389 560	241 159
212 FURSKINS, RAW	92	821	477	674 FLAT-ROLLED PLATED IRON	5 533 340	606 242	376 468
222 OILSEED(SFT.FIX VEG.OIL)	5 006 717	251 536	153 243	675 FLAT-ROLLED, ALLOY STEEL	999 086	312 713	195 477
223 OILSEED(OTH.FIX.VEG.OIL)	125 705	4 725	3 061	676 IRON,STL.BAR,SHAPES ETC.	10 914 916	784 853	487 550
231 NATURAL RUBBER, ETC.	2 369	594	364	677 RAILWAY TRACK IRON,STEEL	617	142	89
232 SYNTHETIC RUBBER, ETC.	778 976	163 537	101 347	678 WIRE OF IRON OR STEEL	1 124 577	135 088	83 710
244 CORK,NATURAL,RAW;WASTE	1 355	239	148	679 TUBES,PIPES,ETC. IRON,STL	1 537 245	273 807	169 768
245 FUEL WOOD, WOOD CHARCOAL	63 945	3 566	2 199	681 SILVER,PLATINUM,ETC.	1 466	47 329	29 454
246 WOOD IN CHIPS, PARTICLES	1 081 943	4 177	2 579	682 COPPER	1 145 933	519 466	323 328
247 WOOD ROUGH,ROUGH SQUARED	1 505 417	73 678	44 533	683 NICKEL	46 748	60 705	37 702
248 WOOD, SIMPLY WORKED	857 417	88 860	54 865	684 ALUMINIUM	1 565 530	619 171	381 348
251 PULP AND WASTE PAPER	1 653 399	89 470	55 875	685 LEAD	223 327	21 930	13 621
263 COTTON	45 499	8 599	5 301	686 ZINC	368 152	92 204	57 178
264 JUTE,OTH.TEXTL.BAST FIBR	359	101	59	687 TIN	161	645	407
265 VEGETABLE TEXTILE FIBRES	12 156	4 621	2 866	689 MISC.NON-FERR.BASE METAL	26 026	18 277	11 345
266 SYNTHETIC FIBRES	119 298	35 101	21 718	691 METALLIC STRUCTURES NES	805 914	227 360	141 450
267 OTHER MAN-MADE FIBRES	31 483	5 102	3 140	692 CONTAINERS,STORAGE,TRNSP	174 842	80 661	49 906
268 WOOL, OTHER ANIMAL HAIR	145 266	126 617	78 489	693 WIRE PRODUCTS EXCL.ELECT	413 078	69 299	42 785
269 WORN CLOTHING,TEXTL.ARTL	10 436	1 000	605	694 NAILS,SCREWS,NUTS,ETC.	207 676	98 329	60 955
272 FERTILIZERS, CRUDE	33 850	1 226	764	695 TOOLS	57 655	194 502	120 674
273 STONE, SAND AND GRAVEL	72 000 758	121 691	75 727	696 CUTLERY	1 506	5 308	3 262
274 SULPHUR,UNRSTD. IRON PYRS	96 711	615	390	697 HOUSEHOLD EQUIPMENT,NES	75 764	77 657	48 057
277 NATURAL ABRASIVES, NES	398	2 288	1 394	698 MANUFACTS.BASE METAL,NES	808 878	494 699	306 214
278 OTHER CRUDE MINERALS	9 198 969	104 583	64 719	699 STEAM GENER. BOILERS,ETC.	12 728	3 290	2 005
282 FERROUS WASTE AND SCRAP	1 811 305	39 973	24 850	712 STEAM TURBINES	1 882	12 112	7 470
283 COPPER ORES,CONCENTRATES	22 401	2 448	1 545	713 INTRNL.COMBUS.PSTN ENGIN	241 800	399 971	247 402
285 ALUMINIUM ORE,CONCTR.ETC	137 149	11 077	6 828	714 ENGINES,MOTORS NON-ELECT	8 528	195 787	96 127
287 ORE,CONCENTR.BASE METALS	4 340	368	231	716 ROTATING ELECTRIC PLANT	270 484	356 568	220 600
288 NON-FERROUS WASTE,SCRAP	611 709	142 802	88 351	718 OTH.PWR.GENRTNG.MACHNRY	21 180	55 196	34 128
289 PREC.METAL ORES,CONCTRYS	191	7 536	4 682	721 AGRIC.MACHINES,EX.TRACTR	206 391	164 519	101 408
291 CRUDE ANIMAL MATERLS,NES	105 038	30 771	19 026	722 TRACTORS	66 791	84 951	52 896
292 CRUDE VEG.MATERIALS, NES	264 127	109 425	67 216	723 CIVIL ENGINEERING EQUIPY	418 039	335 629	208 919
321 COAL,NOT AGGLOMERATED	2 502 070	55 439	34 329	724 TEXTILE,LEATHER MACHINES	55 160	85 504	52 939
322 BRIQUETTES,LIGNITE,PEAT	405 174	10 147	6 285	725 PAPER,PULP MILL MACHINES	13 873	32 377	19 977
325 COKE,SEMI-COKE,RET.CARBN	540 202	14 279	8 778	726 PRINTNG,BOOKBINDNG MACHS	22 807	41 356	25 258
334 PETROLEUM PRODUCTS	14 498 255	464 838	288 263	727 FOOD-PROCESS.MCH.NON DOM	5 959	22 859	13 953
335 RESIDUAL PETROL. PRODUCTS	1 749 223	59 783	36 851	728 OTH.MACH.PTS,SPCL INDUST	115 943	229 351	142 170
342 LIQUEFIED PROPANE,BUTANE	194 005	7 960	4 980	731 METAL REMOVAL WORK TOOLS	7 564	25 441	15 854
344 PETROLEUM GASES, NES	128 409	4 181	2 561	733 MACH-TOOLS,METAL-WORKING	35 985	31 803	19 520
351 ELECTRIC CURRENT, MWH	2 021 673	98 962	61 599	735 PARTS,NES,FOR MACH-TOOLS	32 663	57 104	34 983
411 ANIMAL OILS AND FATS	107 840	15 473	9 566	737 METALWORKING MACHNRY NES	50 341	55 936	34 605
422 FIXED VEG.FAT,OILS, SOFT	586 240	67 503	41 414	741 HEATING,COOLNG EQIP,PART	362 970	543 081	336 685
431 ANIMAL,VEG.FATS,OILS,NES	39 104	5 565	3 454	742 PUMPS FOR LIQUIDS,PARTS	124 188	921 966	199 143
511 HYDROCARBONS,NES,DERIVTS	1 265 375	187 456	116 332	743 PUMPS NES,CENTRIFUGS ETC	105 943	303 060	187 319
512 ALCOHOL,PHENOL,ETC.DERIV	2 229 702	303 534	188 231	744 MECHANICAL HANDLNG EQIP	562 362	404 076	275 684
513 CARBOXYLIC ACIDS,DERIVTS	1 489 562	276 661	171 291	745 OTH.NONELEC MCH,TOOL,NES	60 977	125 242	78 017
514 NITROGEN-FUNCT.COMPOUNDS	2 095 333	605 935	373 541	746 BALL OR ROLLER BEARINGS	111 450	228 947	141 019
515 ORGANO-INORGANIC CPMPDS	333 613	152 960	94 480	747 TAPS,COCKS,VALVES,ETC.	115 180	297 078	183 729
516 OTHER ORGANIC CHEMICALS	883 337	163 223	101 526	748 TRANSMISSIONS SHAFTS ETC	122 626	153 242	94 720
522 INORGANIC CHEM.ELEMENTS	4 317 334	238 274	147 893	749 NON-ELECT MACH.PARTS,ETC	94 993	189 452	117 411
523 METAL.SALTS,INDRGN.ACID	2 816 615	113 893	70 367	751 OFFICE MACHINES	40 575	215 480	632 909
524 OTHER CHEMICAL COMPOUNDS	260 192	43 993	27 662	752 AUTOMATC.DATA PROC.EQUIP	42 300	1 021 160	632 909
525 RADIO-ACTIVE MATERIALS	14 728	193 492	124 026	759 PARTS,FOR OFFICE MACHINS	24 828	443 107	275 297
531 SYNTH.COLOURS,LAKES,ETC.	60 362	119 055	73 912	761 TELEVISION RECEIVERS ETC	154 931	313 298	196 058
532 DYEING,TANNING MATERIALS	14 490	4 248	2 622	762 RADIO-BROADCAST RECEIVER	11 370	83 862	52 360
533 PIGMENTS, PAINTS, ETC.	842 370	261 858	162 373	763 SOUND RECORDER,PHONOGRPH	43 438	253 639	158 803
541 MEDICINES,ETC.EXC.GRPS42	41 982	219 626	136 334	764 TELECOMM.EQUIP.PARTS NES	35 807	479 445	298 297
542 MEDICAMENTS	115 144	767 841	474 257	771 ELECT POWER MACHNY.PARTS	104 082	147 397	91 340
551 ESSNTL.OIL,PERFUME,FLAVR	49 045	143 225	88 358	772 ELEC.SWITCH.RELAY.CIRCUIT	102 864	576 732	357 340
553 PERFUMERY,COSMETICS,ETC.	440 734	1 103 398	683 065	773 ELECTR DISTRIB.EQPT NES	513 371	282 081	176 167
554 SOAP,CLEANERS,POLISH,ETC	999 434	207 592	129 054	774 ELECTRO-MEDCL.XRAY EQUIP	2 710	40 038	24 620
562 FERTILIZER,EXCEPT GRP272	2 182 395	44 564	27 428	775 DOM.ELEC.NON-ELEC.EQUIPT	592 927	833 218	519 614
571 POLYMERS OF ETHYLENE	2 273 772	285 260	177 533	776 TRANSISTORS,VALVES,ETC.	112 544	858 156	

7 IMPORTS AND EXPORTS (SPECIAL TRADE) BY COUNTRIES OF PRODUCTION AND CONSUMPTION AND BY GROUPS OF THE SITC-REV. III 1994

GROUP DESCRIPTION	DT = 100 KG	1 000 DM	1 000 \$	GROUP DESCRIPTION	DT = 100 KG	1 000 DM	1 000 \$
783 ROAD MOTOR VEHICLES NES	188 637	584 449	366 268	282 FERROUS WASTE AND SCRAP	5 504 368	110 203	68 030
784 PARTS,TRACTORS,MOTOR VEH	2 138 175	3 598 169	2 227 686	285 ALUMINIUM ORE,CONCTR.ETC	170 036	13 886	8 649
785 CYCLES,MOTORCYCLES ETC.	60 030	151 544	92 375	287 ORE,CONCENTR.BASE METALS	12 576	609	380
786 TRAILERS,SEMI-TRAILR,ETC	152 940	113 109	69 871	288 NON-FERROUS WASTE,SCRAP	1 204 642	111 253	68 803
791 RAILWAY VEHICLES,EQUIPNT	34 905	20 913	13 107	289 PREC.METAL ORES,CONCTR		140	81
792 AIRCRAFT,ASSETS,ETC	85 788	9 570 096	5 865 340	291 CRUDE ANIMAL MATERIALS,NES	942 138	70 551	43 663
793 SHIP,BOAT,FLOAT.STRUCTRS	4 041	12 204	7 341	292 CRUDE VEG.MATERIALS,NES	182 278	126 425	76 347
811 PREFABRICATED BUILDINGS	38 017	25 172	15 422	321 COAL,NOT AGGLOMERATED	1 890 570	57 154	35 435
812 PLUMBING,SANITRY,EQPT.ETC	321 561	236 919	146 899	322 BRIQUETTES,LIGNITE,PEAT	4 664 534	94 337	58 390
813 LIGHTING FIXTURES ETC.NES	82 535	108 950	67 294	325 COKE,SEMI-COKE,RET.CARB	1 48 005	4 469	2 772
821 FURNITURE,CUSHIONS,ETC.	428 542	326 799	201 754	333 PETROLEUM OILS, CRUDE	3 593 692	61 978	38 883
831 TRUNK,SUIT-CASES,BAG,ETC	41 171	71 398	44 596	334 PETROLEUM PRODUCTS	20 241 012	572 516	353 194
841 MENS,BOYS CLOTHING,X-KNIT	10 242	61 735	38 026	335 RESIDUAL PETROL.PRODUCTS	3 884 258	84 302	52 306
842 WOMEN,GIRL CLOTHING,XKNIT	32 685	285 861	176 499	342 LIQUEFIED PROPANE,BUTANE	358 260	12 103	7 420
843 MENS,BOYS CLOTHING,KNIT	2 787	26 600	16 321	344 PETROLEUM GASES, NES			
844 WOMEN,GIRLS CLOTHING,KNIT	13 187	115 510	71 983	351 ELECTRIC CURRENT, MWH	1 064 585	37 233	22 710
845 OTHR.TEXTILE APPAREL,NES	34 958	309 588	191 747	411 ANIMAL OILS AND FATS	339 134	20 726	12 957
846 CLOTHING ACCESSRS,FABRIC	9 249	51 674	32 032	421 FIXED VEG.FAT,OILS, SOFT	297 635	34 400	21 324
848 CLOTHING,NONTXLT;HEADGEAR	8 435	40 762	25 172	422 FIXED VEG.FAT,OILS,OTHER	183 095	22 807	14 149
851 FOOTWEAR	90 454	258 011	159 313	431 ANIMAL,VEG.FATS,OILS,NES	570 411	80 179	49 538
871 OPTICAL INSTRUMENTS,NES	756	46 479	28 700	511 HYDROCARBONS,NES,DERIVTS	2 529 078	199 432	122 626
872 MEDICAL INSTRUMENTS NES	19 258	123 513	76 492	512 ALCOHOL,PHENOL,ETC.DERIV	2 097 093	314 595	194 748
873 METERS,COUNTERS,NES.	4 523	27 757	17 213	513 CARBOXYLIC ACIDS,DERIVTS	1 567 522	336 936	208 777
874 MEASURE,CONTROL INSTRMNT	53 670	546 664	337 305	514 NITROGEN-FUNCT.COMPOUNDS	975 251	356 847	220 458
881 PHOTOGRAPH APPAR.ETC.NES	1 668	9 720	6 006	515 ORGANIO-INORGANIC COMPNDS	392 254	407 613	251 406
882 PHOTO.CINEMATGRPH.SUPL	133 133	279 961	173 884	516 OTHER ORGANIC CHEMICALS	4 931 997	181 693	112 526
883 CINE.FILM EXPOSD.DEVELOP	59	803	493	522 INORGANIC CHEM.ELEMENTS	4 697 114	348 258	214 836
884 OPTICAL GOODS NES	4 692	119 422	74 037	523 METAL.SALTS,INORGAN.ACID	2 177 816	173 040	106 686
885 WATCHES AND CLOCKS	3 917	43 388	26 872	524 OTHER CHEMICAL COMPOUNDS	275 648	119 560	73 615
891 ARMS AND AMMUNITION	3 092	9 754	6 065	525 RADIO-ACTIVE MATERIALS	859	19 550	12 204
892 PRINTED MATTER	743 836	287 556	177 018	531 SYNTH.COLOURS,LAKES,ETC.	166 009	247 135	152 458
893 ARTICLES,NES,OF PLASTICS	1 200 740	792 488	490 291	532 DYEING,TANNING MATERIALS	38 901	9 046	5 575
894 BABY CARRIAGE,TOYS,GAMES	76 737	119 526	74 625	533 PIGMENTS, PAINTS, ETC.	1 602 622	582 718	359 768
895 OFFICE,STATIONERY SUPPLS	15 752	50 441	31 293	541 MEDICINES,ETC.EXC.GRP542	73 170	548 262	339 090
896 WORKS OF ART,ANTIQUE ETC	205	30 552	18 821	542 MEDICINEMENTS	56 913	291 916	179 959
897 GOLD,SILVERWARE,JEWEL NES	658	58 284	36 276	551 ESSNTL.OIL,PERFUME,FLAVR	49 349	109 061	67 219
898 MUSICAL INSTRUMENTS,ETC.	323 721	604 642	375 346	553 PERFUMERY,COSMETICS,ETC.	271 819	218 273	135 448
899 MISC MANUFACTRO GOODS NES	37 955	141 027	86 815	554 SOAP,CLEANERS,POLISH,ETC	1 502 191	346 329	214 341
961 COIN,NONFCTD NONCURRENT	9	1 842	1 138	562 FERTILIZER,EXCEPT GRP272	9 224 395	194 235	118 326
971 GOLD,NONMNTRY EXCL ORES	20	17 438	10 579	571 POLYMERS OF ETHYLENE	2 030 862	293 762	182 243
972 MONETARY GOLD,GOLD COINS		1 742	1 073	572 POLYMERS OF STYRENE	1 235 925	245 716	152 204
				573 POLYMERS,VINYL CHLORIDE	1 505 613	255 719	158 573
EXPORTS	240 594 500	83 092 032	51 329 448	574 POLYACETAL,POLYCARBONATE	1 090 136	436 068	269 784
001 LIVE ANIMALS	245 360	89 842	55 399	575 OTH.PLASTIC,PRIMARY FORM	4 424 533	1 079 115	663 181
011 BOVINE MEAT	977 707	606 069	373 454	579 PLASTIC WASTE, SCRAP ETC	256 836	2 199	1 319
012 OTHER MEAT, MEAT OFFAL	151 878	81 514	50 717	581 PLASTIC TUBE,PIPE,HOSE	202 601	155 752	95 256
016 MEAT,ED.OFFL,DRY,SLT,SMK	32 071	30 822	19 134	582 PLASTIC PLATE,SHEETS,ETC	1 341 109	818 279	504 750
017 MEAT,OFFL,PRPD,PRSD,NES	113 537	80 138	49 622	583 MONOFILAMENT OF PLASTICS	248 778	133 081	82 306
022 MILK AND CREAM	2 983 781	423 442	261 297	591 INSECTICIDES, ETC.	522 839	818 589	502 866
023 BUTTER,OTHER FAT OF MILK	111 890	59 120	36 356	592 STARCHES,INULIN,ETC.	634 464	161 937	100 238
024 CHEESE AND CURD	287 136	189 853	117 320	593 EXPLOSIVES,PYROTECHNICS	37 075	18 803	11 657
025 EGGS,BIRDS,YOLKS,ALBUMIN	57 489	9 120	5 595	597 PREPRD ADDITIVES,LIQUIDS	329 064	108 134	66 870
034 FISH,FRESH,CHILLED,FROZN	295 782	156 618	97 439	600 MISC.CHEMICAL PRODS.NES	4 022 379	825 273	509 693
035 FISH,DRIED,SALTED,SMOKED	2 127	2 975	1 865	601 CPL IND PLANT CHAP 69-76	643	1 546	980
036 CRUSTACEANS,MOLLUSCS ETC	1 838	5 332	3 346	611 LEATHER	18 876	48 828	29 997
037 FISH ETC.PREPRD,PRSD,NES	218 124	119 186	73 877	612 MANUFACT. LEATHER ETC.NES	1 776	7 901	4 900
041 WHEAT, MESLIN, UNMILLED	1 782 604	66 641	41 052	613 FURSKINS,TANNED,DRESSED	1 180	2 549	1 557
042 RICE	19 456	2 724	1 689	621 MATERIALS OF RUBBER	337 394	200 249	124 387
043 BARLEY, UNMILLED	257 856	8 214	5 103	625 RUBBER TYRES,TUBES,ETC.	672 943	437 266	270 379
044 MAIZE UNMILLED	871 613	31 725	19 754	629 ARTICLES OF RUBBER, NES	81 302	212 228	131 137
045 OTHER CEREALS, UNMILLED	8 567	1 292	834	633 CORK MANUFACTURES	2 369	7 705	4 761
046 MEAL,FLOUR OF WHEAT,MESLN	456 114	27 770	17 012	634 VENEERS, PLYWOOD, ETC.	2 218 552	169 406	105 262
047 OTHER CEREAL MEAL,FLOURS	80 501	4 698	2 864	635 WOOD MANUFACTURES, NES	425 900	92 627	57 425
048 CEREAL PREPARATIONS	1 320 996	477 895	295 562	641 PAPER AND PAPERBOARD	11 878 403	1 561 688	966 585
054 VEGETABLES	125 857	20 172	12 377	642 PAPER,PAPERBOARD,CUT ETC	2 394 823	981 957	606 600
056 VEGETABLES,PRPD,PRSD,NES	244 172	64 825	40 214	651 TEXTILE YARN	990 674	701 625	432 112
057 FRUIT,NUTS EXCL.OIL NUTS	160 834	48 617	30 192	652 COTTON FABRICS, WOVEN	181 357	218 354	134 717
058 FRUIT,PRESERVED,PREPARED	463 194	189 456	117 403	653 FABRICS,MAN-MADE FIBRES	118 980	283 858	175 467
059 FRUIT, VEGETABLE JUICES	1 393 038	150 229	92 888	654 OTH.TEXTILE FABRIC,WOVEN	24 673	58 817	36 291
061 SUGARS,MOLASSES,HONEY	890 042	69 665	43 173	655 KNIT.CROCHET.FABRIC NES	64 571	168 760	104 280
062 SUGAR CONFECTIONERY	94 226	45 853	28 551	656 TULLE,LACE,EMBROIDRY.ETC	13 034	39 194	24 287
071 COFFEE,COFFEE SUBSTITUTE	175 255	162 354	100 781	657 SPECIAL YARN,TXTL.FABRIC	446 408	420 903	259 496
072 COCOA	375 406	131 914	80 906	658 TEXTILE ARTICLES NES	39 246	75 030	46 142
073 CHOCOLATE,OTH.COCOA PREP	837 886	441 660	279 742	659 FLOOR COVERINGS, ETC.	51 651	63 599	39 187
074 TEA AND MATE	10 451	7 753	4 758	661 LIME,CEMENT,CONSTR.MATRL	2 684 182	44 987	27 896
075 SPICES	13 913	17 903	11 044	662 CLAY,REFRCT.CONSTR.MATRL	1 967 717	234 710	144 681
081 ANIMAL FEED STUFF	1 361 131	114 032	70 293	663 MINERAL MANUFACTURES,NES	3 210 225	355 645	220 039
091 MARGARINE AND SHORTENING	122 046	21 051	13 040	664 GLASS	1 548 964	390 688	241 321
098 EDIBLE PROD.PREPRD,NES	836 041	219 457	135 720	665 GLASSWARE	3 151 757	311 304	192 522
111 NON-ALCOHOL.BEVERAGE,NES	504 854	51 824	32 043	666 POTTERY	52 525	51 812	31 833
112 ALCOHOLIC BEVERAGES	832 613	100 392	62 407	667 PEARLS,PRECIOUS STONES	25	10 619	6 577
121 TOBACCO, UNMANUFACTURED	30 977	1 451	892	671 PIG IRON,SPIEGELEISN,ETC	1 132 048	89 927	55 301
122 TOBACCO, MANUFACTURED	194 144	541 117	335 289	672 INGOTS ETC.IRON OR STEEL	3 260 939	213 442	131 895
211 HIDES,SKINS(EX.FURS),RAW	37 726	12 180	7 521	673 FLAT-ROLLED IRON ETC.	8 186 244	623 621	385 868
212 FURSKINS, RAW	93	1 272	760	674 FLAT-ROLLED PLATED IRON	3 453 525	356 341	221 282
222 OILSEED(SFT.FIX VEG.OIL)	878 396	50 466	31 532	675 FLAT-ROLLED, ALLOY STEEL	1 557 972	279 283	173 401
223 OILSEED(OTH.FIX.VEG.OIL)	10 207	1 279	570	676 IRON,STL,BAR,SHAPES ETC.	6 674 234	561 635	346 778
231 NATURAL RUBBER, ETC.	14 693	2 555	1 673	677 RAILWAY TRACK IRON,STEEL	13 289	5 372	3 265
232 SYNTHETIC RUBBER, ETC.	860 284	143 494	89 083	678 WIRE OF IRON OR STEEL	850 162	97 995	60 608
245 FUEL WOOD, WOOD CHARCOAL	118 476	869	526	679 TUBES,PIPES,ETC.IRON,STL	1 573 075	333 757	206 156
246 WOOD IN CHIPS, PARTICLES	5 277 778	36 072	22 372	681 SILVER,PLATINUM,ETC.	794	44 949	27 770
247 WOOD ROUGH,ROUGH SQUARED	938 691	9 369	5 752	682 COPPER	1 121 848	610 625	378 083
248 WOOD, SIMPLY WORKED	1 519 246	102 118	62 979	683 NICKEL	81 588	102 299	62 429
251 PULP AND WASTE PAPER	3 265 871	53 700	33 557	684 ALUMINIUM	1 423 253	705 003	435 438
261 SILK	1 921	2 480	1 496	685 LEAD	134 972	17 015	10 506
263 COTTON	136 078	26 795	16 688	686 ZINC	347 108	75 339	46 962
265 VEGETABLE TEXTILE FIBRES	315	103	64	687 TIN	1 233	1 773	1 098
266 SYNTHETIC FIBRES	328 484	100 023	61 986	688 MISC.NON-FERR.BASE METAL	9 678	20 541	12 759
267 OTHER MAN-MADE FIBRES	115 179	38 609	23 838	691 METALLIC STRUCTURES NES	1 100 492	357 044	220 486
268 WOOL, OTHER ANIMAL HAIR	19 976	15 189	9 351	692 CONTAINERS, STORAGE,TRNSP	350 412	190 360	117 520
269 WORN CLOTHING,TEXTL.ARTL	187 408	14 601	8 941	693 WIRE PRODUCTS EXCL.ELECT	566 010	104 748	64 686
272 FERTILIZERS, CRUDE	201 000	3 654	2 253	694 NAILS,SCREWS,NUTS,ETC.	321 583	254 072	157 032
273 STONE, SAND AND GRAVEL	8 182 776	20 479	12 652	695 TOOLS	105 771	490 133	303 134
274 SULPHUR,UNRSTD.IRON PYRS	499 816	5 323	3 293	696 CUTLERY	29 539	156 280	97 049
277 NATURAL ABRASIVES, NES	722	6 816	4 125	697 HOUSEHOLD EQUIPMENT,NES	77 185	101 776	62 773
278 OTHER CRUDE MINERALS	22 088 08						

7 IMPORTS AND EXPORTS (SPECIAL TRADE) BY COUNTRIES OF PRODUCTION AND CONSUMPTION AND BY GROUPS OF THE SITC-REV. III 1994

GROUP DESCRIPTION	DT = 100 KG	1 000 DM	1 000 \$	GROUP DESCRIPTION	DT = 100 KG	1 000 DM	1 000 \$
712 STEAM TURBINES	4 296	32 630	20 086	047 OTHER CEREAL MEAL, FLOURS	11 796	989	602
713 INTRNL COMBUS PSTN ENGIN	619 560	1 152 601	714 787	048 CEREAL PREPARATIONS	556 609	201 174	124 228
714 ENGINES, MOTORS NON-ELECT	9 477	936 890	204 182	054 VEGETABLES	3 194 325	489 802	271 692
716 ROTATING ELECTRIC PLANT	191 496	428 312	264 547	056 VEGETABLES, PRPD, PRSVD, NES	654 193	84 656	52 239
718 OTH. POWR. GENRTRNG. MACHNRY	41 054	527 347	327 180	057 FRUIT, NUTS EXCL. OIL NUTS	608 371	101 408	63 722
721 AGRIC. MACHINES, EX. TRACTR	340 437	453 635	279 506	058 FRUIT, PRESERVED, PREPARED	323 674	75 659	46 962
722 TRACTORS	317 959	390 537	244 180	059 FRUIT, VEGETABLE JUICES	88 113	17 972	11 023
723 CIVIL ENGINEERING EQUIPT	423 561	380 034	234 629	061 SUGARS, MOLLASSES, HONEY	904 095	89 657	55 538
724 TEXTILE, LEATHER MACHINES	80 662	323 544	200 194	062 SUGAR CONFECTIONERY	188 452	61 702	38 208
725 PAPER, PULP MILL MACHINES	30 884	117 719	72 868	071 COFFEE, COFFEE SUBSTITUTE	51 789	63 728	39 667
726 PRINTNG, BOOKBINDNG MACHS	63 195	281 566	175 268	072 COCOA	28 472	10 636	6 590
727 FOOD-PROCESS. MCH. NON DOM	11 821	89 664	55 579	073 CHOCOLATE, OTH. COCOA PREP	307 614	213 076	132 058
728 OTH. MACH. PTS, SPLC INDUSTR	293 239	899 128	556 823	074 TEA AND MATE	373	113	70
731 METAL REMOVAL WORK TOOLS	61 838	286 069	178 323	075 SPICES	1 177	778	477
733 MACH-TOOLS, METAL-WORKING	50 673	117 619	71 110	081 ANIMAL FEED STUFF	831 696	54 401	33 828
735 PARTS, NES, FOR MACH-TOOLS	18 623	134 515	83 427	091 MARGARINE AND SHORTENING	215 544	30 667	18 956
737 METALWORKING MACHNRY NES	132 587	163 102	100 950	098 EDIBLE PROD. PREPRTNS, NES	504 340	152 082	94 003
741 HEATING, COOLNG EQUIP, PART	173 646	447 136	276 825	111 NON-ALCOHOL. BEVERAGE, NES	339 262	37 850	22 873
742 PUMPS FOR LIQUIDS, PARTS	181 194	974 721	604 107	112 ALCOHOLIC BEVERAGES	251 975	24 918	15 429
743 PUMPS NES, CENTRIFUGS ETC	234 862	701 800	433 297	121 TOBACCO, UNMANUFACTURED	4 735	1 087	694
744 MECHANICAL HANDLING EQUIP	398 340	589 321	363 743	122 TOBACCO, MANUFACTURED	41 122	82 443	50 871
745 OTH. NON-ELEC MCH, TOOL, NES	176 778	711 589	438 567	211 HIDES, SKINS (EX. FURS), RAW	12 428	3 860	2 355
746 BALL OR ROLLER BEARINGS	179 404	335 911	207 089	212 FURSKINS, RAW	26	172	107
747 TAPS, COCKS, VALVES, ETC.	146 470	569 149	351 223	222 OILSEED (SFT. FIX VEG. OIL)	47 157	2 482	1 577
748 TRANSMISSIONS SHAFTS ETC	390 494	507 511	313 289	223 OILSEED (OTH. FIX. VEG. OIL)	135 192	8 480	5 233
749 NON-ELECT MACH. PARTS, ETC	158 246	325 207	200 869	231 NATURAL RUBBER, ETC.	5 346	965	593
751 OFFICE MACHINES	46 563	270 156	166 900	232 SYNTHETIC RUBBER, ETC.	324 708	85 953	53 280
752 AUTOMATC. DATA PROC. EQUIP	72 130	1 296 133	803 692	245 FUEL WOOD, WOOD CHARCOAL	67 593	1 656	1 012
759 PARTS, FOR OFFICE MACHINS	45 241	707 896	437 228	246 WOOD IN CHIPS, PARTICLES	430 703	1 467	905
761 TELEVISION RECEIVERS ETC	123 754	282 057	175 685	247 WOOD ROUGH, ROUGH SQUARED	2 315 240	47 094	29 310
762 RADIO-BROADCAST RECEIVER	123 074	123 396	76 301	248 WOOD, SIMPLY WORKED	223 423	22 901	14 157
763 SOUND RECORDER, PHONOGRPH	24 195	210 203	130 638	251 PULP AND WASTE PAPER	710 896	27 059	17 002
764 TELECOMM. EQUIP. PARTS NES	63 828	926 027	575 933	261 SILK	30	100	60
771 ELECT POWER MACHNY. PARTS	75 875	265 756	164 902	263 COTTON	43 854	4 650	2 913
772 ELECT. SWITCH. RELAY. CIRCUIT	186 858	1 277 160	783 674	264 JUTE, OTH. TEXTL. BAST FIBR	10 471	638	380
773 ELECTR DISTRIB. EQPT NES	219 987	238 426	147 794	265 VEGETABLE TEXTILE FIBRES	38 005	10 344	6 323
774 ELECTRO-MEDCL. XRAY EQUIP	8 671	197 374	122 035	266 SYNTHETIC FIBRES	89 260	23 785	14 730
775 DOM. ELEC. NON-ELEC. EQUIPT	602 427	805 417	499 627	267 OTHER MAN-MADE FIBRES	130 705	32 012	19 897
776 TRANSISTORS, VALVES, ETC.	120 344	1 032 911	636 937	268 WOOL, OTHER ANIMAL HAIR	17 918	13 375	8 139
778 ELECTRIC. MACH. APPART. NES	531 896	1 794 617	1 111 426	269 WORN CLOTHING, TEXTL. ARTL	2 707	3 287	181
781 PASS. MOTOR VEHCLS. EX. BUS	2 412 647	5 371 526	3 342 988	272 FERTILIZERS, CRUDE	94 383	4 326	2 596
782 GOODS, SPLC TRANSPOR VEH	558 723	1 062 289	659 103	273 STONE, SAND AND GRAVEL	4 485 100	20 495	12 653
783 ROAD MOTOR VEHICLES NES	409 870	964 232	601 089	274 SULPHUR, UNBRSTD. IRON PYRS	3 635	59	35
784 PARTS, TRACTORS, MOTOR VEH	2 282 003	2 649 824	1 638 081	277 NATURAL ABSRATIVES, NES	341	3 582	2 205
785 CYCLES, MOTORCYCLES ETC.	20 053	96 114	58 990	278 OTHER CRUDE MINERALS	8 169 403	74 147	45 943
786 TRAILERS, SEMI-TRAILER, ETC	245 974	251 365	155 856	282 FERROUS WASTE AND SCRAP	569 870	15 922	9 949
791 RAILWAY VEHICLES. EQUIPNT	48 273	61 263	37 864	283 COPPER ORES, CONCENTRATES	30 144	8 344	5 047
792 AIRCRAFT, ASSOCTD. EQUIPNT	101 719	10 070 777	6 184 040	285 ALUMINIUM ORE, CONCENTR. ETC	800	191	123
793 SHIP, BOAT, FLDGT. STRUCTRS	19 666	12 117	7 580	287 ORE, CONCENTR. BASE METALS	7 117	5 256	3 286
811 PREFABRICATED BUILDINGS	100 890	7 798	4 838	288 NON-FERROUS WASTE, SCRAP	397 513	72 721	44 796
812 PLUMBNG, SANITRY, EQPT. ETC	236 616	210 760	130 404	289 CRUDE METAL ORES, CONCENTRS	1 138	40 027	24 579
813 LIGHTING FIXTURES ETC. NES	61 388	146 011	89 931	291 CRUDE ANIMAL MATERIALS. NES	67 537	16 132	9 952
821 FURNITURE, CUSHIONS, ETC.	838 866	583 861	360 800	292 CRUDE VEG. MATERIALS NES	116 612	52 868	32 639
831 TRUNK, SUIT-CASES, BAG, ETC	13 187	48 391	29 753	321 COAL, NOT AGGLOMERATED	4 523 223	67 877	42 565
841 MENS, BOYS CLOTHING, X-KNIT	22 964	213 305	131 798	322 BRIQUETTES, LIGNITE, PEAT	17 043	353	217
842 WOMEN, GIRL CLOTHING, XKNIT	28 525	365 713	224 331	325 COKE, SEMI-COKE, RET. CARBN	4 646 849	32 490	56 730
843 MENS, BOYS CLOTHING, KNIT	2 924	17 888	10 990	334 PETROLEUM PRODUCTS	33 695 396	922 508	573 680
844 WOMEN, GIRLS CLOTHING, KNIT	7 765	55 150	34 012	335 RESIDUAL PETROL. PRODUCTS	5 150 452	126 181	78 474
845 OTHR. TEXTILE APPAREL, NES	25 075	162 764	100 377	342 LIQUEFIED PROPANE, BUTANE	9 155 791	25 820	15 860
846 CLOTHING ACCESSRS, FABRIC	8 252	65 654	40 913	344 PETROLEUM GASES, NES	1 103 193	24 239	14 976
848 CLOTHING, NONTEXTL; HEADGEAR	7 559	47 667	29 931	351 ELECTRIC CURRENT, MWH	87	52 728	32 694
851 FOOTWEAR	50 155	189 402	116 425	411 ANIMAL OILS AND FATS	63 538	7 486	4 655
871 OPTICAL INSTRUMENTS, NES	3 014	114 922	71 422	421 FIXED VEG. FAT, OILS, SOFT	285 015	31 193	19 285
872 MEDICAL INSTRUMENTS NES	29 083	332 422	205 324	422 FIXED VEG. FAT, OILS, OTHER	86 533	10 955	6 872
873 METERS, COUNTERS, NES	12 036	91 617	56 595	431 ANIMAL, VEG. FATS, OILS, NES	536 995	54 736	33 850
874 MEASURE, CONTROL INSTRMNT	65 916	1 158 077	716 436	511 HYDROCARBONS, NES, DERIVTS	6 642 121	432 218	269 012
881 PHOTOGRAPH APPAR. ETC. NES	13 383	116 142	133 571	512 ALCOHOL, PHENOL, ETC. DERIV	1 297 185	117 338	73 506
882 PHOTO. CINEMATOGRPH. SUPPL	253 923	387 445	239 234	513 CARBOXYLIC ACIDS, DERIVTS	1 765 894	252 687	156 995
883 CINE. FILM EXPOSD. DEVELPD	15	236	141	514 NITROGEN-FUNCT. COMPOUNDS	1 487 051	398 586	245 738
884 OPTICAL GOODS NES	1 745	97 813	60 471	515 ORGANO-INORGANIC COMPNDS	1 369 987	342 087	212 223
885 WATCHES AND CLOCKS	9 228	149 478	92 545	516 OTHER ORGANIC CHEMICALS	1 903 872	197 092	121 820
891 ARMS AND AMMUNITION	10 813	42 212	26 280	522 INORGANIC CHEM. ELEMENTS	5 694 199	201 269	124 315
892 PRINTED MATTER	2 214 180	606 002	373 771	523 METAL. SALTS, INDRGAN. ACID	1 904 903	76 449	47 297
893 ARTICLES, NES, OF PLASTICS	1 166 900	983 614	606 633	524 OTHER CHEMICAL COMPOUNDS	694 794	45 929	28 403
894 BABY CARRIAGE, TOYS, GAMES	117 989	237 265	148 233	525 RADIO-ACTIVE MATERIALS	473	73 099	42 566
895 OFFICE, STATIONERY SUPPLS	52 220	170 293	105 369	531 SYNTH. COLOURS, LAKES, ETC.	68 445	68 351	41 501
896 WORKS OF ART, ANTIQUE ETC	1 955	12 559	7 551	532 DYEING, TANNING MATERIALS	1 333	1 853	1 147
897 GOLD, SILVERWARE, JEWEL NES	614	55 361	34 236	533 PIGMENTS, PAINTS, ETC.	695 006	273 343	169 024
898 MUSICAL INSTRUMENTS, ETC.	235 968	465 203	288 258	541 MEDICINES, ETC. EXC. GRP542	27 186	125 528	77 925
899 MISC MANUFCTRD GOODS NES	72 750	182 135	112 235	542 MEDICAMENTS	37 492	435 022	268 606
941 COMPL IND PLANT CHAPT 99	1 254	253	146	551 ESSNTL. OIL, PERFUME, FLAVR	25 524	23 498	14 504
961 COIN NONGOLD NONCURRENT	3	96	60	553 PERFUMERY, COSMETICS, ETC.	71 947	85 306	52 927
971 GOLD, NONMONTYRY EXCL ORES	71	12 486	7 737	554 SOAP, CLEANERS, POLISH, ETC	1 160 343	269 245	168 771
972 MONETARY GOLD, GOLD COINS	3	80	51	562 FERTILIZER, EXCEPT GRP272	6 642 562	131 173	80 635
BELGIUM LUX				571 POLYMERS OF ETHYLENE	3 248 019	437 850	272 146
IMPORTS	207 677 500	38 048 495	23 533 072	572 POLYMERS OF STYRENE	1 211 268	218 454	135 000
001 LIVE ANIMALS	178 009	47 374	29 283	573 POLYMERS, VINYL CHLORIDE	626 563	92 946	57 903
011 BOVINE MEAT	123 717	90 646	56 145	574 POLYACETAL, POLYCARBONATE	1 132 892	316 019	195 274
012 OTHER MEAT, MEAT OFFAL	2 280 733	824 632	512 466	575 OTH. PLASTIC, PRIMARY FORM	4 268 865	784 385	488 452
016 MEAT, ED. OFFL, DRY, SLT, SMK	38 739	38 393	23 830	578 PLASTIC WASTE, SCRAP ETC	37 574	2 363	1 447
017 MEAT, OFFL, PRPD, PRSVD, NES	2 046 077	169 977	105 244	581 PLASTIC TUBE, PIPE, HOSE	68 014	75 245	46 744
022 MILK AND CREAM	2 116 023	229 853	142 512	582 PLASTIC PLATE, SHEETS, ETC	1 120 667	690 965	427 857
023 BUTTER, OTHER FAT OF MILK	142 544	59 090	36 669	583 MONOFILAMENT OF PLASTICS	24 526	25 000	15 414
024 CHEESE AND CURD	154 747	103 010	63 749	591 INSECTICIDES, ETC.	77 811	118 100	71 638
025 EGGS, BIRDS, YOLKS, ALBUMIN	385 356	70 612	43 849	592 STARCHES, INULIN, ETC.	396 223	91 255	56 239
034 FISH, FRESH, CHILLED, FROZN	27 032	14 846	9 211	593 EXPLOSIVES, PYROTECHNICS	3 824	8 881	5 491
035 FISH, DRIED, SALTED, SMOKED	1 644	1 898	1 172	597 PREPRD ADDITIVES, LIQUIDS	436 670	92 863	57 252
036 CRUSTACEANS, MOLLUSCS ETC	9 066	16 046	9 964	598 MISC. CHEMICAL PRDCTS. NES	2 735 546	470 838	292 201
037 FISH ETC. PREPD, PRSVD. NES	21 372	18 757	11 666	611 LEATHER	3 728	11 761	7 352
041 WHEAT, MESLIN, UNMILLED	795 008	24 863	15 581	612 MANUFACT. LEATHER ETC. NES	392	901	563
042 RICE	133 158	13 804	8 565	613 FURSKINS, TANNED, DRESSED	1 898	10 717	6 614
043 BARLEY, UNMILLED	49 213	1 455	1 686	621 MATERIALS OF RUBBER	282 951	136 794	84 553
044 MAIZE UNMILLED	69 778	6 544	3 964	625 RUBBER TYRES, TUBES, ETC.	430 964	262 910	163 715
045 OTHER CEREALS, UNMILLED	53 666	2 567	1 538	629 ARTICLES OF RUBBER, NES	34 430	43 857	27 089
046 MEAL, FLOUR OF WHEAT, MSLN	223 343	11 132	6 898	633 CORK MANUFACTURES	307		

7 IMPORTS AND EXPORTS (SPECIAL TRADE) BY COUNTRIES OF PRODUCTION AND CONSUMPTION AND BY GROUPS OF THE SITC-REV. III 1994

GROUP DESCRIPTION	DT = 100 KG	1 000 DM	1 000 \$	GROUP DESCRIPTION	DT = 100 KG	1 000 DM	1 000 \$
642 PAPER, PAPERBOARD, CUT ETC	472 354	169 670	105 601	874 MEASURE, CONTROL INSTRMNT	21 636	107 791	66 651
651 TEXTILE YARN	466 319	236 273	146 018	881 PHOTOGRAPH APPAR, ETC. NES	994	15 111	9 321
652 COTTON FABRICS, WOVEN	52 540	89 865	55 211	882 PHOTO. CINEMATOGRPH. SUPPL	253 710	318 237	198 451
653 FABRICS, MAN-MADE FIBRES	135 934	234 517	144 540	883 CINE. FILM EXPOSD. DEVELPD	17	102	66
654 OTH. TEXTILE FABRIC, WOVEN	36 823	46 307	28 716	884 OPTICAL GOODS NES	31	1 583	994
655 KNIT. CROCHET. FABRIC NES	7 412	17 317	10 988	885 WATCHES AND CLOCKS	2 008	10 059	6 216
656 TULLE, LACE, EMBROIDRY, ETC	6 234	10 210	6 304	891 ARMS AND AMMUNITION	10 537	17 113	10 582
657 SPECIAL YARN, TXTL. FABRIC	252 210	284 026	175 469	892 PRINTED MATTER	104 137	82 872	50 986
658 TEXTILE ARTICLES NES	44 892	69 257	42 948	893 ARTICLES, NES, OF PLASTICS	540 271	410 752	254 545
659 FLOOR COVERINGS, ETC.	1 550 469	774 571	476 964	894 BABY CARRIAGE, TOYS, GAMES	23 985	38 449	23 874
661 LIME, CEMENT, CONSTR. MATRL	11 397 927	162 108	100 493	895 OFFICE, STATIONERY SUPPLS	4 409	7 657	4 739
662 CLAY, REFRACT. CONSTR. MATRL	2 578 862	96 243	59 995	896 WORKS OF ART, ANTIQUE ETC	161	8 897	5 656
663 MINERAL MANUFACTURES, NES	2 539 490	223 822	138 761	897 GOLD, SILVERWARE, JEWEL NES	83	5 692	3 566
664 GLASS	3 103 523	411 845	255 226	898 MUSICAL INSTRUMENTS, ETC.	67 013	179 110	110 728
665 GLASSWARE	560 733	64 198	39 520	899 MISC MANUFACTRD GOODS NES	17 364	38 513	23 782
666 POTTERY	29 323	44 829	27 504	961 COIN NONGOLD NONCURRENT	1	323	196
667 PEARLS, PRECIOUS STONES				971 GOLD, NONMONTY EXCL ORES	266	30 650	18 842
671 PIG IRON, SPIEGELEISN, ETC	147 738	46 840	29 225	972 MONETARY GOLD, GOLD COINS		427	264
672 INGOTS ETC. IRON OR STEEL	3 102 441	485 266	299 477				
673 FLAT-ROLLED IRON ETC.	12 080 061	835 927	519 325	EXPORTS	227 564 278	46 791 181	28 928 187
674 FLAT-ROLLED PLATED IRON	6 195 951	615 519	383 027	001 LIVE ANIMALS	379 227	103 453	63 622
675 FLAT-ROLLED, ALLOY STEEL	775 621	223 092	138 814	011 BOVINE MEAT	30 623	20 746	12 646
676 IRON, STL. BAR, SHAPES ETC.	5 741 135	423 712	262 406	012 OTHER MEAT, MEAT OFFAL	74 504	22 147	13 741
677 RAILWAY TRACK IRON, STEEL	41 734	8 007	5 002	016 MEAT, ED. OFFL, DRY, SLT, SMK	5 899	8 282	5 129
678 WIRE OF IRON OR STEEL	842 073	163 775	101 134	017 MEAT, OFFL, PRPD, PRSVO, NES	72 019	58 800	36 520
679 TUBES, PIPES, ETC. IRON, STL	893 586	104 352	64 740	022 MILK AND CREAM	1 907 928	292 394	179 556
681 SILVER, PLATINUM, ETC.		24 517	14 845	023 BUTTER, OTHER FAT OF MILK	168 896	64 889	39 731
682 COPPER	1 617 094	692 343	430 692	024 CHEESE AND CURD	342 771	211 405	130 102
683 NICKEL	4 059	4 029	2 470	025 EGGS, BIRDS, YOLKS, ALBUMIN	22 771	3 366	2 048
684 ALUMINIUM	1 117 456	394 294	247 912	034 FISH, FRESH, CHILLED, FROZN	48 440	30 212	18 704
685 LEAD	263 465	23 845	14 794	035 FISH, DRIED, SALTED, SMOKED	239	637	395
686 ZINC	1 106 356	197 717	122 508	036 CRUSTACEANS, MOLLUSCS ETC	6 305	7 164	4 573
687 TIN	10 158	8 778	5 424	037 FISH ETC. PREPD, PRSVO, NES	52 193	28 988	17 901
689 MISC. NON-FERR. BASE METAL	13 281	30 838	18 903	041 WHEAT, MESLIN, UNMILLED	4 035 023	129 996	80 370
691 METALLIC STRUCTURES NES	452 367	215 429	134 045	042 RICE	41 306	6 732	4 145
692 CONTAINERS, STORAGE, TRNSP	262 455	89 267	55 165	043 BARLEY, UNMILLED	594 140	21 225	13 552
693 WIRE PRODUCTS EXCL. ELECT	367 636	126 705	78 032	044 MAIZE UNMILLED	15 074	1 406	867
694 NAILS, SCREWS, NUTS, ETC.	115 286	26 251	16 237	045 OTHER CEREALS, UNMILLED	67 239	2 278	1 419
695 TOOLS	9 349	65 800	40 724	046 MEAL, FLOUR OF WHEAT, MESLN	344 409	16 302	10 010
696 CUTLERY	285	783	490	047 OTHER CEREAL MEAL, FLOURS	14 708	694	423
697 HOUSEHOLD EQUIPMENT, NES	35 365	42 364	25 630	048 CEREAL PREPARATIONS	580 752	167 249	103 696
699 MANUFACTS. BASE METAL, NES	203 239	117 661	72 944	054 VEGETABLES	350 153	31 967	19 712
711 STEAM GENER. BOILERS, ETC.	2 199	3 479	2 168	056 VEGETABLES, PRPD, PRSVO, NES	141 285	35 549	21 998
712 STEAM TURBINES	68	338	207	057 FRUIT, NUTS EXCL. OIL NUTS	105 460	25 141	15 551
713 INTRNL COMBUS PSTN ENGIN	18 932	26 417	16 328	058 FRUIT, PRESERVED, PREPARED	131 148	50 241	30 921
714 ENGINES, MOTORS NON-ELECT	2 044	8 680	5 404	059 FRUIT, VEGETABLE JUICES	1 066 608	101 289	62 777
716 ROTATING ELECTRIC PLANT	9 899	26 062	15 965	061 SUGARS, MOLASSES, HONEY	1 007 864	125 614	81 007
718 OTH. POWR. GENRNG. MACHNRY	2 157	45 245	28 720	062 SUGAR CONFECTIONERY	52 765	23 320	14 412
721 AGRIC. MACHINES, EX. TRACTR	55 596	76 362	46 931	071 COFFEE, COFFEE SUBSTITUTE	261 963	239 089	144 996
722 TRACTORS	1 237	940	567	072 COCOA	136 582	44 128	27 391
723 CIVIL ENGINEERING EQUIPT	280 565	263 883	163 618	073 CHOCOLATE, OTH. COCOA PREP	213 198	108 605	67 275
724 TEXTILE, LEATHER MACHINES	42 223	39 714	24 270	074 TEA AND MATE	2 012	2 225	1 380
725 PAPER, PULP MILL MACHINES	29 634	66 225	40 716	075 SPICES	6 506	5 206	3 211
726 PRINTING, BOOKBINDING MACHS	9 876	19 186	11 879	081 ANIMAL FEED STUFF	2 201 943	116 460	71 958
727 FOOD-PROCESS. MCH. NON DM	2 878	6 794	4 225	091 MARGARINE AND SHORTENING	33 522	7 603	4 698
728 OTH. MACH. PTS, SPCL INDUSTR	43 593	82 670	51 473	098 EDIBLE PROD. PREPRTNS, NES	361 678	139 979	86 324
731 METAL REMOVAL WORK TOOLS	3 718	23 733	14 283	111 NON-ALCOHOL. BEVERAGE, NES	795 564	49 955	30 882
733 MACH-TOOLS, METAL-WORKING	19 210	22 044	13 530	112 ALCOHOLIC BEVERAGES	306 133	66 932	41 496
735 PARTS, NES, FOR MACH-TOOLS	9 422	16 901	10 494	121 TOBACCO, UNMANUFACTURED	11 308	8 380	5 260
737 METALWORKING MACHNRY NES	48 079	30 813	19 020	122 TOBACCO, MANUFACTURED	56 468	95 466	59 286
741 HEATING, COOLING EQUIP. PART	25 687	54 531	33 789	211 HIDES, SKINS (EX. FURS), RAW	36 766	10 882	6 782
742 PUMPS FOR LIQUIDS, PARTS	8 236	27 954	17 269	212 FURSKINS, RAW	245	4 891	2 960
743 PUMPS NES, CENTRIFUGS ETC	89 479	193 089	119 416	222 DILSEED (SFT. FIX VEG. OIL)	1 422 567	62 309	37 311
744 MECHANICAL HANDLING EQUIP	101 021	61 923	38 020	223 DILSEED (OTH. FIX. VEG. OIL)	12 527	910	553
745 OTH. NONELEC MCH, TOOL, NES	12 055	32 690	20 134	231 NATURAL RUBBER, ETC.	24 630	3 743	2 340
746 BALL OR ROLLER BEARINGS	2 222	5 029	3 150	232 SYNTHETIC RUBBER, ETC.	759 283	106 791	66 277
747 TAPS, COCKS, VALVES, ETC.	48 613	193 016	119 661	245 FUEL WOOD, WOOD CHARCOAL	60 276	1 002	620
748 TRANSMISSIONS, SHAFTS ETC	37 483	55 586	34 445	246 WOOD IN CHIPS, PARTICLES	766 377	5 636	3 525
749 NON-ELECT MACH. PARTS, ETC	21 603	62 750	39 239	247 WOOD ROUGH, ROUGH SQUARED	701 206	6 717	4 147
751 OFFICE MACHINES	338	2 397	1 519	248 WOOD, SIMPLY WORKED	1 169 121	64 633	39 864
752 AUTOMATC. DATA PROC. EQUIP	21 014	171 690	106 908	251 PULP AND WASTE PAPER	274 951	9 594	5 920
759 PARTS, FOR OFFICE MACHINS	6 273	54 952	33 847	261 SILK	299	374	216
761 TELEVISION RECEIVERS ETC	69 151	186 869	116 691	263 COTTON	30 379	5 225	3 233
762 RADIO-BROADCAST RECEIVER	1 016	6 870	4 095	264 JUTE, OTH. TEXTL. BAST FIBR	2 899	5 295	189
763 SOUND RECORDER, PHONOGRPH	1 403	14 053	8 761	265 VEGETABLE TEXTILE FIBRES	1 865	456	270
764 TELECOMM. EQUIP. PARTS NES	38 104	191 107	117 592	266 SYNTHETIC FIBRES	261 413	89 520	54 993
771 ELECT POWR MACHNRY. NES	13 013	25 867	15 934	267 OTHER MAN-MADE FIBRES	127 101	29 016	17 913
772 ELEC. SWITCH, RELAY, CIRCUIT	29 545	212 033	131 430	268 WOOL, OTHER ANIMAL HAIR	22 276	8 044	4 921
773 ELECTR. DISTRIB. EQPT NES	157 475	115 720	71 610	269 WORN CLOTHING, TEXTL. ARTL	282 326	18 630	11 590
774 ELECTRO-MEDCL. XRAY EQUIP	213	2 645	1 638	272 FERTILIZERS, CRUDE	552 657	3 924	2 421
775 DQM. ELEC. NON-ELEC. EQUIPT	8 188	17 482	10 857	273 STONE, SAND AND GRAVEL	27 354 924	57 666	35 749
776 TRANSISTORS, VALVES, ETC.	16 274	104 442	63 974	274 SULPHUR, UNRSTD. IRON PYRS	1 796 500	12 870	8 117
778 ELECTRIC. MACH. APPART. NES	194 793	338 385	209 612	277 NATURAL ABRASIVES, NES	7 008	41 342	26 015
781 PASS. MOTOR VEHCLS. EX. BUS	4 395 788	7 731 363	4 763 624	278 OTHER CRUDE MINERALS	18 411 868	83 631	51 529
782 GOODS, SPCL TRANSPORT VEH	336 258	374 969	233 149	281 IRON ORE, CONCENTRATES	663 140	1 392	884
783 ROAD MOTOR VEHICLES NES	26 762	29 350	18 284	282 FERROUS WASTE AND SCRAP	11 080 083	311 294	192 624
784 PARTS, TRACTORS, MOTOR VEH	696 445	611 188	376 516	285 ALUMINIUM ORE, CONCTR. ETC	33 180	6 513	4 104
785 CYCLES, MOTORCYCLES ETC.	13 103	17 729	10 848	287 ORE, CONCENTR. BASE METALS	7 510	2 941	1 887
786 TRAILERS, SEMI-TRAILR, ETC	83 850	61 193	37 502	288 NON-FERROUS WASTE, SCRAP	1 623 318	281 419	175 264
791 RAILWAY VEHICLES, EQUIPNT	39 848	12 510	7 753	289 PREC. METAL ORES, CONCTRITS	6 252	29 346	18 470
792 AIRCRAFT, ASSOCD. EQUIPNT	5 303	129 361	80 074	291 CRUDE ANIMAL MATERIALS, NES	541 025	20 336	12 591
793 SHIP, BOAT, FLOAT. STRUCTRS	432	1 038	643	292 CRUDE VEG. MATERIALS, NES	64 036	39 300	23 949
811 PREFABRICATED BUILDINGS	256 302	73 284	45 483	321 COAL, NOT AGGLOMERATED	12 165 776	260 401	159 594
812 PLUMBING, SANITRY, EQPT. ETC	373 874	168 264	104 402	322 BRIQUETTES, LIGNITE, PEAT	3 532 021	46 496	28 647
813 LIGHTING FIXTURES ETC. NES	81 585	78 481	48 621	325 COKE, SEMI-COKE, RET. CARBN	7 478 462	158 896	97 215
821 FURNITURE, CUSHIONS, ETC.	511 665	389 576	240 400	334 PETROLEUM PRODUCTS	7 103 796	202 091	124 399
831 TRUNK, SUIT-CASES, BAG, ETC	46 459	84 941	52 459	335 RESIDUAL PETROL. PRODUCTS	2 066 499	53 798	33 338
841 MENS, BOYS CLOTHING, X-KNIT	57 031	268 262	164 749	342 LIQUEFIED PROPANE, BUTANE	256 187	6 335	3 857
842 WOMEN, GIRL CLOTHING, X-KNIT	13 418	92 785	57 210	344 PETROLEUM GASES, NES			
843 MENS, BOYS CLOTHING, KNIT	3 216	11 372	7 001	351 ELECTRIC CURRENT			
844 WOMEN, GIRLS CLOTHING, KNIT	2 186	18 343	11 504	411 ANIMAL OILS AND FATS	252 285	18 850	11 706
845 OTHR. TEXTILE APPAREL, NES	15 751	81 208	50 498	421 FIXED VEG. FAT, OILS, SOFT	257 251	27 200	17 013
846 CLOTHING ACCESSRS, FABRIC	14 603	33 993	20 913	422 FIXED VEG. FAT, OILS, OTHER	74 946	8 495	5 131
848 CLOTHING, NONTXTL.; HEADGEAR	13 227	14 834	9 170	431 ANIMAL, VEG. FATS, OILS, NES	238 472	30 188	18 629
851 FOOTWEAR	10 475	17 428	10 799	432 ALCOHOLS, PHENOL, ETC. DERIV	7 642 196	496 993	308 857
871 OPTICAL INSTRUMENTS, NES	75	4 161	2 579	511 ALCOHOL, PHENOL, ETC. DERIV	2 119 199	273 542	169 805
872 MEDICAL INSTRUMENTS NES	15 204	40 276	24 571	513 CARBOXYLIC ACIDS, DERIVTS	1 407 564	206 262	127 827
873 METERS,							

7 IMPORTS AND EXPORTS (SPECIAL TRADE) BY COUNTRIES OF PRODUCTION AND CONSUMPTION AND BY GROUPS OF THE SITC-REV. III 1994

GROUP DESCRIPTION	DT = 100 KG	1 000 DM	1 000 \$	GROUP DESCRIPTION	DT = 100 KG	1 000 DM	1 000 \$
514 NITROGEN-FUNCT. COMPOUNDS	908 261	390 504	239 612	747 TAPS, COCKS, VALVES, ETC.	76 608	299 104	184 369
515 ORGANIC-INORGANIC COMPOUNDS	264 965	143 914	90 185	748 TRANSMISSIONS SHAFTS ETC	255 621	168 235	104 002
516 OTHER ORGANIC CHEMICALS	2 479 657	322 994	201 006	749 NON-ELECT MACH. PARTS, ETC	60 484	129 480	80 279
522 INORGANIC CHEM. ELEMENTS	6 396 891	212 723	131 762	751 OFFICE MACHINES	8 734	49 515	30 614
523 METAL. SALTS, INORGAN. ACID	3 425 713	130 764	81 169	752 AUTOMAT. DATA PROC. EQUIP	35 080	470 616	291 829
524 OTHER CHEMICAL COMPOUNDS	3 173 376	44 498	27 570	759 PARTS, FOR OFFICE MACHINES	12 719	212 092	131 415
525 RADIO-ACTIVE MATERIALS	234	6 457	3 988	761 TELEVISION RECEIVERS ETC	37 099	91 021	56 550
531 SYNTH. COLDURS, LAKES, ETC.	69 958	126 793	78 240	762 RADIO-BROADCAST RECEIVER	6 360	57 609	35 324
532 DYEING, TANNING MATERIALS	8 497	3 106	1 916	763 SOUND RECORDER, PHONOGRPH	13 292	101 889	63 192
533 PIGMENTS, PAINTS, ETC.	1 263 842	462 934	285 913	764 TELECOMM. EQUIP. PARTS NES	42 254	522 199	322 261
541 MEDICINES, ETC. EXC. GRP542	19 652	143 193	88 853	771 ELECT POWER MACHNY. PARTS	39 515	82 707	51 150
542 MEDICAMENTS	55 436	482 318	297 998	772 ELECT. SWITCH. RELAY. CIRCUIT	129 078	642 342	396 997
551 ESSNTL. OIL, PERFUME, FLAVR	14 760	35 504	21 960	773 ELECTR DISTRIB. EQPT NES	182 464	208 853	128 864
553 PERFUMERY, COSMETICS, ETC.	138 788	98 348	60 805	774 ELECTRO-MEDCL. XRAY EQUIP	2 563	64 347	39 766
554 SOAP, CLEANERS, POLISH, ETC	1 105 177	245 937	151 619	775 DOM. ELEC. NON-ELEC. EQUIPT	324 103	437 547	271 097
562 FERTILIZER, EXCEPT GRP272	13 698 654	224 936	138 719	776 TRANSISTORS, VALVES, ETC.	105 824	351 992	217 811
571 POLYMERS OF ETHYLENE	1 429 338	168 483	104 095	778 ELECTRIC MACH. APPART. NES	379 132	746 616	462 424
572 POLYMERS OF STYRENE	675 396	112 606	69 155	781 PASS. MOTOR VEHCLS. EX. BUS	4 628 698	7 199 059	4 457 109
573 POLYMERS, VINYL CHLORIDE	722 377	133 525	82 812	782 GOODS, SPL. TRANSPORT VEH	265 103	294 570	182 895
574 POLYACETAL, POLYCARBONATE	617 183	222 337	138 440	783 ROAD MOTOR VEHICLES NES	93 913	153 703	94 889
575 OTH. PLASTIC, PRIMARY FORM	2 694 590	703 780	435 899	784 PARTS, TRACTORS, MOTOR VEH	5 047 838	4 798 309	2 969 824
579 PLASTIC WASTE, SCRAP ETC	369 951	6 479	3 978	785 CYCLES, MOTORCYCLES ETC.	10 775	32 595	19 978
581 PLASTIC TUBE, PIPE, HOSE	134 404	128 270	78 626	786 TRAILERS, SEMI-TRAILR, ETC	187 446	142 637	88 520
582 PLASTIC PLATE, SHEETS, ETC	710 299	412 301	253 886	791 RAILWAY VEHICLES. EQUIPNT	34 435	49 128	30 166
583 MONOFILAMENT OF PLASTICS	107 197	77 460	47 856	792 AIRCRAFT, ASSCCTD. EQUIPNT	697	54 909	33 948
591 INSECTICIDES, ETC.	65 656	104 495	64 168	793 SHIP, BOAT, FLOAT. STRUCTRS	45 945	2 013	1 209
592 STARCHES, INULIN, ETC.	223 157	110 452	67 945	800 CPL IND PLANT CHAP 90/94	11	147	92
593 EXPLOSIVES, PYROTECHNICS	7 464	5 639	3 491	811 PREFABRICATED BUILDINGS	28 865	7 807	4 716
597 PREPDR ADDITIVES, LIQUIDS	234 132	73 240	45 205	812 PLUMBING, SANITRY, EQPT. ETC	146 942	129 294	79 500
598 MISC. CHEMICAL PRDTS. NES	2 969 864	508 847	314 777	813 LIGHTING FIXTURES ETC. NES	33 605	83 652	51 576
600 CPL IND PLANT CHAP 69-76	2 444	2 548	1 576	821 FURNITURE, CUSHIONS, ETC.	779 329	587 589	362 267
611 LEATHER	10 901	6 428	3 928	831 TRUNK, SUIT-CASES, BAG, ETC	5 425	23 444	14 501
612 MANUFACT. LEATHER ETC. NES	992	4 770	2 960	841 MENS, BOYS CLOTHNG, X-KNIT	19 564	207 437	127 460
613 FURSKINS, TANNED, DRESSED	2 500	3 471	2 150	842 WOMEN, GIRL CLOTHNG, XKNIT	21 682	381 507	234 169
621 MATERIALS OF RUBBER	116 713	97 447	60 193	843 MENS, BOYS CLOTHNG, KNIT	2 976	20 601	12 635
625 RUBBER TYRES, TUBES, ETC.	510 757	331 648	204 845	844 WOMEN, GIRLS CLOTHNG, KNIT	5 955	58 654	36 107
629 ARTICLES OF RUBBER, NES	65 105	132 672	81 875	845 MENS, BOYS CLOTHNG, NES	16 050	181 806	112 448
633 CORK MANUFACTURES	1 038	1 919	1 181	846 CLOTHING ACCESSRS, FABRIC	5 312	38 729	23 944
634 VENEERS, PLYWOOD, ETC.	1 211 750	126 920	78 317	848 CLOTHING, NONXTL; HEADGEAR	6 168	43 854	27 107
635 WOOD MANUFACTURES, NES	4 439 340	78 885	48 828	851 FOOTWEAR	26 881	132 191	81 151
641 PAPER AND PAPERBOARD	5 341 779	714 982	443 100	871 OPTICAL INSTRUMENTS, NES	2 062	25 729	15 914
642 PAPER, PAPERBOARD, CUT ETC	1 603 639	635 738	392 477	872 MEDICAL INSTRUMENTS NES	14 202	100 773	62 252
651 TEXTILE YARN	570 398	387 236	238 503	873 METERS, COUNTERS, NES	9 714	98 784	60 837
652 COTTON FABRICS, WOVEN	46 352	79 952	49 116	874 MEASURE, CONTROL INSTRMNT	28 155	455 355	281 562
653 FABRICS, MAN-MADE FIBRES	86 491	112 125	69 286	881 PHOTOGRAPH APPAR. ETC. NES	5 573	52 816	32 682
654 OTH. TEXTILE FABRIC, WOVEN	12 921	25 338	15 664	882 PHOTD. CINEMATOPHR. SUPPL	66 579	134 332	82 190
655 KNIT, CROCHET, FABRIC NES	27 967	50 034	30 849	883 CINE. FILM EXPOSD. DEVELPD	8	95	645
656 TULLE, LACE, EMBROIDRY, ETC	7 719	22 631	13 979	884 OPTICAL GOODS NES	499	38 207	23 545
657 SPECIAL YARN, TXTL. FABRIC	188 706	183 529	113 242	885 WATCHES AND CLOCKS	2 886	31 665	19 583
658 TEXTILE ARTICLES NES	35 929	46 405	28 627	891 ARMS AND AMMUNITION	1 566	7 918	4 882
659 FLOOR COVERINGS, ETC.	88 273	68 948	42 583	892 PRINTED MATTER	228 501	277 126	171 350
661 LIME, CEMENT, CONSTR. MATRL	3 270 605	61 416	37 995	893 ARTICLES, NES, OF PLASTICS	647 982	551 348	340 301
662 CLAY, REFRCT. CONSTR. MATRL	1 805 234	151 329	93 879	894 BABY CARRIAGE, TOYS, GAMES	63 635	119 022	74 402
663 MINERAL MANUFACTURES, NES	2 361 379	164 928	102 224	895 OFFICE, STATIONERY SUPPLS	13 587	41 035	25 347
664 GLASS	825 662	159 667	98 640	896 WORKS OF ART, ANTIQUE ETC	84	3 810	2 366
665 GLASSWARE	867 456	95 360	59 101	897 GOLD, SILVERWARE, JEWEL NES	235	42 684	26 521
666 POTTERY	46 065	56 972	35 445	898 MUSICAL INSTRUMENTS, ETC.	94 801	153 462	94 976
667 PEARLS, PRECIOUS STONES				899 MISC MANUFCTRD GOODS NES	73 727	85 383	52 719
671 PIG IRON, SPIEGELEISN, ETC	430 423	49 402	30 649	941 COPL IND PLANT CHAPT 99	2 077	1 663	1 024
672 INGOTS ETC. IRON OR STEEL	496 566	27 736	17 264	961 COIN NONGOLD NONCURRENT	5	106	67
673 FLAT-ROLLED IRON ETC.	5 144 342	381 375	236 164	971 GOLD, NONMONEY EXCL ORES	22	12 004	7 359
674 FLAT-ROLLED PLATED IRON	2 278 316	288 760	179 408	972 MONETARY GOLD, GOLD COINS		1 845	1 113
675 FLAT-ROLLED, ALLOY STEEL	2 983 358	697 488	435 016				
676 IRON, STL. BAR, SHAPES ETC.	4 841 802	355 512	220 124				
677 RAILWAY TRACK IRON, STEEL	15 527	3 666	2 279				
678 WIRE OF IRON OR STEEL	228 767	42 153	26 102				
679 TUBES, PIPES, ETC. IRON, STL	640 527	168 124	103 923				
681 SILVER, PLATINUM, ETC.	414	23 614	14 620				
682 COPPER	334 842	183 792	113 700	001 LIVE ANIMALS	1 602 078	384 718	239 059
683 NICKEL	15 197	20 950	12 889	011 BOVINE MEAT	551 307	382 376	236 369
684 ALUMINIUM	818 508	351 202	217 799	012 OTHER MEAT, MEAT OFFAL	5 396 631	1 798 540	1 106 724
685 LEAD	72 134	10 619	6 552	016 MEAT, ED. OFFL, DRY, SLT, SMK	9 666	12 048	7 424
686 ZINC	290 123	49 207	29 818	017 MEAT, OFFL. PRPD, PRSVD, NES	5 265 413	158 200	97 787
687 TIN	3 735	3 443	2 127	022 MILK AND CREAM	5 852 365	218 199	134 820
689 MISC. NON-FERR. BASE METAL	18 607	12 462	7 720	023 BUTTER, OTHER FAT OF MILK	521 211	299 145	184 918
691 METALLIC STRUCTURES NES	273 232	180 009	111 413	024 CHEESE AND CURD	1 964 952	1 338 316	831 546
692 CONTAINERS, STORAGE, TRNSP	343 038	91 490	56 407	025 EGGS, BIRDS, YOLKS, ALBUMIN	2 160 971	403 055	249 015
693 WIRE PRODUCTS EXCL. ELECT	761 255	83 258	51 585	034 FISH, FRESH, CHILLED, FROZN	167 611	112 839	69 959
694 NAILS, SCREWS, NUTS, ETC.	134 634	102 714	63 491	035 FISH, DRIED, SALTED, SMOKED	96 994	40 635	25 247
695 TOOLS	47 167	172 327	106 296	036 CRUSTACEANS, MOLLUSCS ETC	44 219	32 326	20 583
696 CUTLERY	7 602	37 473	23 090	037 FISH ETC. PREPDR, PRSVD. NES	167 920	90 514	56 344
697 HOUSEHOLD EQUIPMENT, NES	56 362	63 586	39 157	041 WHEAT, MESLIN, UNMILLED	834 488	25 477	15 627
699 MANUFACT. BASE METAL, NES	683 756	660 920	407 736	042 RICE	122 011	18 499	11 226
700 CPL IND PLANT (84/85/87)	11 732	29 042	17 467	043 BARLEY, UNMILLED	89 191	3 142	1 898
711 STEAM GENER. BOILERS, ETC.	2 059	2 716	1 699	044 MAIZE UNMILLED	254 120	8 774	5 542
712 STEAM TURBINES	444	3 432	2 136	045 OTHER CEREALS, UNMILLED	239 932	8 839	5 398
713 INTRNL COMBUS PSTN ENGIN	444 322	731 250	450 225	046 MEAL, FLOUR OF WHEAT, MSLN	43 736	2 410	1 498
714 ENGINES, MOTORS NON-ELECT	402	13 448	8 298	047 OTHER CEREAL MEAL, FLOURS	66 473	3 773	2 350
716 ROTATING ELECTRIC PLANT	99 291	156 806	96 804	048 CEREAL PREPARATIONS	1 077 965	292 747	174 591
718 OTH. POWR. GENRTNG. MACHNRY	10 030	79 904	47 421	054 VEGETABLES	13 751 075	1 809 636	1 124 089
721 AGRIC. MACHINES, EX. TRACTR	59 377	87 156	53 487	056 VEGETABLES, PRPD, PRSVD, NES	4 215 990	692 302	427 671
722 TRACTORS	41 049	58 660	36 137	057 FRUIT, NUTS EXCL. OIL NUTS	1 437 210	157 452	97 699
723 CIVIL ENGINEERING EQUIPT	163 123	144 144	89 233	058 FRUIT, PRESERVED, PREPARED	499 784	114 910	70 540
724 TEXTILE, LEATHER MACHINES	76 747	259 935	160 005	059 FRUIT, VEGETABLE JUICES	302 793	85 214	52 773
725 PAPER, PULP MILL MACHINES	37 674	113 026	70 621	061 SUGARS, MOLASSES, HONEY	2 478 517	174 252	107 424
726 PRINTNG, BOOKBINDNG MACHS	35 521	152 662	95 098	062 SUGAR CONFECTIONERY	293 939	133 749	82 771
727 FOOD-PROCESS. MCH. NON DOM	15 096	59 893	37 003	071 COFFEE, COFFEE SUBSTITUTE	13 476	15 739	9 806
728 OTH. MACH. PTS, SPL. INDUSTR	139 865	449 785	278 051	072 COCOA	769 183	311 249	192 347
731 METAL REMOVAL WORK TOOLS	17 835	65 518	40 399	073 CHOCOLATE, OTH. COCOA PREP	689 198	317 795	195 594
733 MACH-TOOLS, METAL-WORKING	9 089	30 800	19 181	074 TEA AND MATE	4 336	10 712	6 631
735 PARTS, NES, FOR MACH-TOOLS	11 664	44 677	27 580	075 SPICES	25 570	11 083	6 851
737 METALWORKING MACHNRY NES	392 439	187 237	117 202	081 ANIMAL FEED STUFF	14 026 419	735 566	456 500
741 HEATING, COOLING EQUIP, PART	154 170	337 841	210 991	091 MARGARINE AND SHORTENING	94 093	24 379	15 080
742 PUMPS FOR LIQUIDS, PARTS	42 061	162 150	100 169	098 EDIBLE PROD. PREPRPTS, NES	847 192	285 406	176 840
743 PUMPS NES, CENTRIFUGS ETC	181 262	352 848	218 101	111 NON-ALCOHOL. BEVERAGE, NES	847 640	84 737	52 538
744 MECHANICAL HANDLING EQUIP	227 810	294 527	181 873	112 ALCOHOLIC BEVERAGES	798 946	104 560	64 673
745 OTH. NONELEC MCH. TOOL, NES	69 646	292					

7 IMPORTS AND EXPORTS (SPECIAL TRADE) BY COUNTRIES OF PRODUCTION AND CONSUMPTION AND BY GROUPS OF THE SITC-REV. III 1994

GROUP DESCRIPTION	DT = 100 KG	1 000 DM	1 000 \$	GROUP DESCRIPTION	DT = 100 KG	1 000 DM	1 000 \$
212 FURSKINS, RAW	201	6 335	3 668	675 FLAT-ROLLED, ALLOY STEEL	123 300	36 438	22 877
222 OILSEED(SFT.FIX VEG.OIL)	1 239 269	57 730	36 222	676 IRON,STL.BAR,SHAPES ETC.	3 720 166	245 228	151 917
223 OILSEED(OTH.FIX.VEG.OIL)	133 398	13 581	8 367	677 RAILWAY TRACK IRON,STEEL	27 069	3 262	1 934
231 NATURAL RUBBER, ETC.	14 380	2 969	1 894	678 WIRE OF IRON OR STEEL	256 183	31 934	19 842
232 SYNTHETIC RUBBER, ETC.	472 515	99 173	61 280	679 TUBES,PIPES,ETC.IRON,STL	1 152 950	176 011	109 549
244 CORK,NATURAL,RAW;WASTE	1 002	254	160	681 SILVER,PLATINUM,ETC.	113	47 059	29 062
245 FUEL WOOD, WOOD CHARCOAL	33 486	1 177	743	682 COPPER	151 584	65 172	40 202
246 WOOD IN CHIPS, PARTICLES	1 447 320	8 435	5 251	683 NICKEL	1 434	1 464	930
247 WOOD ROUGH,ROUGH SQUARED	517 776	7 631	4 749	684 ALUMINIUM	1 968 398	648 271	402 390
248 WOOD, SIMPLY WORKED	333 063	50 680	31 387	685 LEAD	97 001	9 513	6 007
251 PULP AND WASTE PAPER	4 472 829	114 536	72 073	686 ZINC	451 643	81 732	50 455
263 COTTON	14 378	1 302	807	687 TIN	9 371	10 750	6 678
264 JUTE,OTH.TEXTL.BAST FIBR	5 136	185	117	688 MISC.NON-FERR.BASE METAL	22 932	11 214	6 853
265 VEGETABLE TEXTILE FIBRES	4 931	802	488	691 METALLIC STRUCTURES NES	856 090	259 273	161 708
266 SYNTHETIC FIBRES	157 874	43 873	27 280	692 CONTAINERS,STORAGE,TRNSP	176 700	92 575	57 556
267 OTHER MAN-MADE FIBRES	69 074	7 055	4 379	693 WIRE PRODUCTS EXCL.ELECT	2 662 225	163 476	101 270
268 WOOL, OTHER ANIMAL HAIR	5 121	2 862	1 798	694 NAILS,SCREWS,NUTS,ETC.	179 504	59 014	36 653
269 WORN CLOTHING,TEXTL.ARTL	46 015	4 633	2 859	695 TOOLS	40 774	91 543	56 527
272 FERTILIZERS, CRUDE	231 312	2 671	1 639	696 CUTLERY	3 958	13 760	8 570
273 STONE, SAND AND GRAVEL	8 603 043	30 810	19 159	697 HOUSEHOLD EQUIPMENT,NES	55 877	56 195	34 818
274 SULPHUR,UNRSTD.IRON PYRS	61 408	438	268	699 MANUFACTS.BASE METAL,NES	435 012	378 477	233 782
277 NATURAL ABRASIVES NES	3 113	809	491	711 STEAM GENER. BOILERS,ETC.	5 645	5 116	3 155
278 OTHER CRUDE MINERALS	13 162 091	157 783	97 719	712 STEAM TURBINES	1 554	6 784	4 158
282 FERROUS WASTE AND SCRAP	1 885 076	60 906	37 681	713 INTRNL COMBUS PSTN ENGIN	30 873	68 039	41 890
284 NICKEL ORES,CONCTR,MATTE	1 613	1 258	722	714 ENGINES,MOTORS NON-ELECT	6 001	121 418	75 208
285 ALUMINIUM ORE,CONCTR,ETC	1 445 730	15 570	9 792	716 ROTATING ELECTRIC PLANT	20 999	48 072	29 719
287 ORE,CONCENTR.BASE METALS	22 660	11 010	6 860	718 OTH.POWR.GENRTNG.MACHNRY	9 832	16 118	9 865
288 NON-FERROUS WASTE,SCRAP	1 305 721	244 326	151 823	721 AGRIC.MACHINES,EX.TRACTR	100 833	96 656	60 226
289 PREC.METAL ORES,CONCTR	906	13 126	8 136	722 TRACTORS	5 772	5 319	3 298
291 CRUDE ANIMAL MATERLS.NES	1 518 606	77 000	47 544	723 CIVIL ENGINEERING EQUIPT	73 602	68 814	42 684
292 CRUDE VEG.MATERIALS, NES	4 195 094	2 435 561	1 501 071	724 TEXTILE,LEATHER MACHINES	41 326	51 845	31 974
321 COAL,NOT AGGLOMERATED	8 141 510	60 678	37 628	725 PAPER,PULP MILL MACHINES	15 002	23 487	14 482
322 BRIQUETTES,LIGNITE,PEAT	782 172	9 799	6 013	726 PRINTNG,BOOKBINDNG MACHS	24 448	55 752	34 673
325 COKE,SEMI-COKE,RET.CARBON	1 296 898	24 179	15 169	727 FOOD-PROCESS.MCH.NON DDM	15 574	61 967	38 375
333 PETROLEUM OILS, CRUDE	1 882 876	30 290	18 917	728 OTH.MACH,PTS,SPCL INDOST	135 961	221 450	137 220
334 PETROLEUM PRODUCTS	194 034 768	4 971 577	3 069 500	731 METAL REMOVAL WORK TOOLS	4 677	16 374	10 059
335 RESIDUAL PETROLD. PRODUCTS	7 011 852	189 416	116 803	733 MACH-TOOLS,METAL-WORKING	5 778	13 938	8 636
342 LIQUEFIED PROPANE,BUTANE	3 271 550	92 956	56 836	735 PARTS,NES,FOR MACH-TOOLS	11 387	21 777	13 450
344 PETROLEUM GASES, NES	250 491	6 985	4 432	737 METALWORKING MACHNRY NES	20 254	32 365	20 131
351 ELECTRIC CURRENT				741 HEATING,COOLING EQUIP,PART	60 430	145 195	89 929
411 ANIMAL OILS AND FATS	287 137	26 788	16 650	742 PUMPS FOR LIQUIDS,PARTS	23 134	46 389	28 723
421 FIXED VEG.FAT,OILS, SOFT	1 627 716	175 509	108 988	743 PUMPS NES,CENTRIFUGS ETC	35 289	97 019	59 953
422 FIXED VEG.FAT,OILS,OTHER	1 561 425	64 103	39 909	744 MECHANICAL HANDLING EQUIP	153 650	191 625	118 255
431 ANIMAL VEG.FATS,OILS,NES	1 957 793	168 526	104 701	745 OTH.NON-LEC MCH,TOOL,NES	36 276	105 097	64 715
511 HYDROCARBONS,NES,DERIVTS	8 267 720	532 427	329 796	746 BALL OR ROLLER BEARINGS	52 867	73 702	45 390
512 ALCOHOL,PHENOL,ETC.DERIV	5 574 942	323 549	201 489	747 TAPS,COCKS,VALVES,ETC.	39 733	99 335	61 294
513 CARBOXYLIC ACIDS,DERIVTS	1 498 750	280 423	174 036	748 TRANSMISSIONS SHAFTS ETC	48 694	38 048	23 483
514 NITROGEN-FUNCT.COMPOUNDS	1 089 393	198 467	122 494	749 NON-ELECT MACH.PARTS,ETC	26 127	78 290	48 469
515 ORGANO-INORGANIC COMPNDS	214 840	111 342	68 619	751 OFFICE MACHINES	54 091	294 915	182 816
516 OTHER ORGANIC CHEMICALS	2 852 363	313 840	193 771	752 AUTOMATC.DATA PROC.EQUIP	43 108	594 376	365 133
522 INORGANIC CHEM.ELEMENTS	5 284 570	262 844	162 812	759 PARTS,FOR OFFICE MACHINS	34 561	368 423	227 440
523 METAL.SALTS,INORGAN.ACID	2 452 166	118 468	73 337	761 TELEVISION RECEIVERS ETC	3 103	8 298	5 205
524 OTHER CHEMICAL COMPOUNDS	382 592	50 173	31 320	762 RADIO-BROADCAST RECEIVER	4 337	16 268	9 807
525 RADIO-ACTIVE MATERIALS	301	36 992	23 446	763 SOUND RECORDER,PHONOGRPH	1 093	10 744	6 725
531 SYNTH.COLOURS,LAKES,ETC.	24 933	29 064	18 092	764 TELECOMM.EQUIP.PARTS NES	83 105	591 130	366 760
532 DYEING,TANNING MATERIALS	4 684	6 085	3 772	771 ELECT POWER MACHNY.PARTS	13 720	50 781	31 293
533 PIGMENTS, PAINTS, ETC.	1 345 344	348 100	214 814	772 ELEC.SWITCH.RELAY.CIRCUIT	34 669	190 299	117 489
541 MEDICINES,ETC.EXC.GRPS42	13 626	117 668	72 641	773 ELECTR DISTRIB.EQPT NES	88 405	65 839	40 741
542 MEDICAMENTS	40 908	237 626	147 329	774 ELECTRO-MEDCL,XRAY EQUIP	11 060	252 424	156 467
551 ESSNTL.OIL,PERFUME,FLAVR	49 285	80 429	49 500	775 DOM.ELEC.NON-ELEC.EQUIPT	72 268	138 323	85 952
553 PERFUMERY,COSMETICS,ETC.	75 485	71 961	44 594	776 TRANSISTORS,VALVES,ETC.	22 178	250 815	156 042
554 SOAP,CLEANERS,POLISH,ETC	1 105 530	193 101	119 593	778 ELECTRIC.MACH.APART.NES	336 962	345 385	213 208
562 FERTILIZER,EXCEPT GRP272	20 245 569	390 180	240 770	781 PASS.MOTOR VEHCLS.EX.BUS	128 854	262 429	162 271
571 POLYMERS OF ETHYLENE	3 080 104	388 241	241 610	782 GOODS,SPCL TRANSPORT VEH	204 294	307 792	190 296
572 POLYMERS OF STYRENE	1 306 148	291 803	180 408	783 ROAD MOTOR VEHICLES NES	72 082	117 884	72 375
573 POLYMERS,VINYL CHLORIDE	1 759 738	265 119	164 393	784 PARTS,TRACTORS,MOTOR VEH	517 522	498 543	308 185
574 POLYACETAL,POLYCARBONATE	1 562 107	559 170	346 703	785 CYCLES,MOTORCYCLES ETC.	70 443	136 110	83 423
575 OTH.PLASTIC,PRIMARY FORM	4 215 836	852 574	528 197	786 TRAILERS,SEMI-TRAILR,ETC	197 395	89 541	55 044
579 PLASTIC WASTE, SCRAP ETC	51 538	3 384	2 059	791 RAILWAY VEHICLES.EQUIPNT	147 789	237 141	148 232
581 PLASTIC TUBE,PIPE,HOSE	76 231	73 118	45 224	792 AIRCRAFT,ASSOCTD.EQUIPNT	4 384	170 374	105 184
582 PLASTIC PLATE,SHEETS,ETC	809 342	450 696	279 205	793 SHIP,BOAT,FLOAT.STRUCTRS	552 153	59 243	36 576
583 MONOFILAMENT OF PLASTICS	16 436	13 472	8 369	811 PREFABRICATED BUILDINGS	304 628	102 171	63 297
591 INSECTICIDES, ETC.	96 091	62 318	37 952	812 PLUMBNG,SANITRY,EQPT.ETC	311 999	160 980	100 037
592 STARCHES,INULIN,ETC.	1 526 323	260 275	160 896	813 LIGHTNING FIXTURES ETC.NES	61 411	90 216	55 915
593 EXPLOSIVES,PYROTECHNICS	345 783	69 145	42 963	821 FURNITURE,CUSHIONS,ETC.	470 308	424 890	261 011
597 PREPDR ADDITIVES,LIQUIDS	138 737	409 319	253 721	831 TRUNK,SUIT-CASES,BAG,ETC	22 284	40 267	24 890
598 MISC.CHEMICAL PRODS.NES	13 929	37 744	23 172	841 MENS,BOYS CLOTHING,X-KNIT	14 918	73 999	45 877
611 LEATHER	1 302	2 935	1 796	842 WOMEN,GIRL CLOTHING,XKNIT	25 507	161 385	99 910
612 MANUFACT.LEATHER ETC.NES	82	465	285	843 MENS,BOYS CLOTHING,KNIT	5 434	20 810	12 894
613 FURSKINS,TANNED,DRESSED	54 400	36 131	22 364	844 WOMEN,GIRLS CLOTHING,KNIT	11 894	50 498	31 356
621 MATERIALS OF RUBBER	381 787	240 358	149 016	845 OTHR.TEXTILE APPAREL,NES	50 642	225 168	139 490
625 RUBBER TYRES,TUBES,ETC.	37 800	45 087	27 926	846 CLOTHING ACCESSRS,FABRIC	8 964	34 382	21 352
629 ARTICLES OF RUBBER, NES	4 917	4 798	2 949	848 CLOTHING,NONTXTL;HEADGEAR	14 628	64 477	40 035
633 CORK MANUFACTURES	249 573	31 487	19 539	851 FOOTWEAR	52 061	140 399	86 780
634 VENEERS, PLYWOOD, ETC.	702 055	128 843	80 270	871 OPTICAL INSTRUMENTS,NES	453	21 652	13 469
635 WOOD MANUFACTURES, NES	5 676 536	717 482	445 230	872 MEDICAL INSTRUMENTS NES	8 676	170 630	105 858
641 PAPER AND PAPERBOARD	1 027 078	273 094	169 577	873 METERS,COUNTERS,NES	6 672	11 283	6 914
642 PAPER,PAPERBOARD,CUT ETC	531 328	347 828	214 751	874 MEASURE,CONTROL INSTRMNT	15 033	209 845	129 725
651 TEXTILE YARN	45 279	74 577	46 230	881 PHOTOGRAPH APPAR.ETC.NES	2 238	25 756	15 894
653 FABRICS,MAN-MADE FIBRES	61 444	137 559	85 196	882 PHOTO.CINEMATOGRPH.SUPPL	156 784	367 048	228 090
654 OTH.TEXTILE FABRIC,WOVEN	65 431	102 224	63 610	884 OPTICAL GOODS NES	785	32 067	20 049
655 KNIT.CROCHET.FABRIC NES	23 673	44 797	27 644	885 WATCHES AND CLOCKS	4 951	8 038	4 950
656 TULLE,LACE,EMBROIDRY,ETC	10 281	12 932	7 949	891 ARMS AND AMMUNITION	1 099	368	227
657 SPECIAL YARN,XTXL.FABRIC	177 856	186 730	115 367	892 PRINTED MATTER	1 208 659	164 383	101 417
658 TEXTILE ARTICLES NES	75 795	84 143	52 140	893 ARTICLES,NES,OF PLASTICS	1 005 260	538 313	332 710
659 FLOOR COVERINGS, ETC.	502 283	241 368	148 844	894 BABY CARRIAGE,TOYS,GAMES	90 865	104 102	64 645
661 LIME,CEMENT,CONSTR.MATRL	2 182 414	51 420	32 034	895 OFFICE,STATIONERY SUPPLS	25 125	33 683	20 789
662 CLAY,REFRCT.CONSTR.MATRL	8 042 831	287 613	180 206	896 WORKS OF ART,ANTIQUE ETC	514	5 457	3 366
663 MINERAL MANUFACTURES,NES	4 166 929	207 390	128 701	897 GOLD,SILVERWARE,JEWEL NES	579	9 332	5 741
664 GLASS	535 113	107 229	66 495	898 MUSICAL INSTRUMENTS,ETC.	115 658	329 666	203 607
665 GLASSWARE	664 638	62 491	38 761	899 MISC MANUFCTDR GOODS NES	213 108	234 207	145 653
666 POTTERY	67 686	22 795	14 038	961 COIN NONGOLD NONCURRENT	17	3 254	2 011
667 PEARLS,PRECIOUS STONES				971 GOLD,NONMONEY EXCL ORES	764	193 336	119 889
671 PIG IRON,SPIEGELEISN,ETC	598 422	21 427	13 627	972 MONETARY GOLD,GOLD COINS		926	571
672 INGOTS ETC.IRON OR STEEL	1 297 523	64 123	40 171	EXPORTS	540 802 179	52 765 091	32 618 029
673 FLAT-ROLLED IRON ETC.	5 121 336	345 093	215 144	001 LIVE ANIMALS	1		

7 IMPORTS AND EXPORTS (SPECIAL TRADE) BY COUNTRIES OF PRODUCTION AND CONSUMPTION AND BY GROUPS OF THE SITC-REV. III 1994

GROUP DESCRIPTION	DT = 100 KG	1 000 DM	1 000 \$	GROUP DESCRIPTION	DT = 100 KG	1 000 DM	1 000 \$
011 BOVINE MEAT	182 805	88 035	54 487	575 OTH. PLASTIC, PRIMARY FORM	1 843 147	500 589	309 939
012 OTHER MEAT, MEAT OFFAL	487 227	128 049	78 864	579 PLASTIC WASTE, SCRAP ETC	379 530	12 541	7 714
016 MEAT, ED. OFFL, DRY, SLT, SMK	10 804	8 147	5 053	581 PLASTIC TUBE, PIPE, HOSE	179 972	128 742	79 315
017 MEAT, OFFL, PRPD, PRSVD, NES	99 357	75 188	46 624	582 PLASTIC PLATE, SHEETS, ETC	1 171 094	636 390	393 177
022 MILK AND CREAM	10 871 021	1 233 420	759 860	583 MONOFILAMENT OF PLASTICS	125 188	90 416	55 861
023 BUTTER, OTHER FAT OF MILK	62 917	34 956	20 933	591 INSECTICIDES, ETC.	97 933	89 313	54 148
024 CHEESE AND CURD	324 155	156 721	97 429	592 STARCHES, INULIN, ETC.	889 223	143 809	88 470
025 EGGS, BIRDS, YOLKS, ALBUMIN	138 671	30 696	19 242	593 EXPLOSIVES, PYROTECHNICS	3 649	7 853	4 925
034 FISH, FRESH, CHILLED, FROZN	223 485	62 980	38 599	597 PREPRD ADDITIVES, LIQUIDS	178 021	54 490	33 787
035 FISH, DRIED, SALTED, SMOKED	1 917	1 818	1 128	598 MISC. CHEMICAL PRDCTS, NES	3 641 932	518 865	321 654
036 CRUSTACEANS, MOLLUSCS ETC	99 538	35 303	22 098	600 CPL IND PLANT CHAP 69-76	257	1 361	801
037 FISH ETC. PREPRD, PRSVD, NES	77 207	37 359	23 155	611 LEATHER	44 077	46 990	28 779
041 WHEAT, MESLIN, UNMILLED	8 446 573	263 603	163 660	612 MANUFACT. LEATHER ETC. NES	2 555	8 569	5 296
042 RICE	38 958	4 392	2 733	613 FURSKINS, TANNED, DRESSED	441	16 081	9 910
043 BARLEY, UNMILLED	1 835 452	53 420	33 810	621 MATERIALS OF RUBBER	239 693	132 503	81 630
044 MAIZE UNMILLED	1 195 857	37 535	23 229	625 RUBBER TYRES, TUBES, ETC.	398 696	293 872	181 685
045 OTHER CEREALS, UNMILLED	393 080	12 388	7 714	629 ARTICLES OF RUBBER, NES	63 168	118 755	73 506
046 MEAL, FLOUR OF WHEAT, MSLN	1 457 095	69 630	42 724	633 CORK MANUFACTURES	702	1 229	755
047 OTHER CEREAL MEAL, FLOURS	124 379	3 778	2 350	634 VENEERS, PLYWOOD, ETC.	2 441 223	222 595	138 012
048 CEREAL PREPARATIONS	823 558	197 668	122 377	635 WOOD MANUFACTURES, NES	513 186	85 606	52 692
054 VEGETABLES	8 361 533	151 603	93 933	641 PAPER AND PAPERBOARD	6 910 979	892 922	553 591
055 VEGETABLES, PRPD, PRSVD, NES	454 868	92 907	57 752	642 PAPER, PAPERBOARD, CUT ETC	2 947 019	805 610	498 059
057 FRUIT, NUTS EXCL. OIL NUTS	335 429	58 134	36 156	651 TEXTILE YARN	480 874	378 772	233 474
058 FRUIT, PRESERVED, PREPARED	340 308	79 325	49 324	652 COTTON FABRICS, WOVEN	111 391	164 005	101 343
059 FRUIT, VEGETABLE JUICES	1 205 996	120 054	74 272	653 FABRICS, MAN-MADE FIBRES	136 478	293 045	181 040
061 SUGARS, MOLASSES, HONEY	1 066 849	97 475	60 671	654 OTH. TEXTILE FABRIC, WOVEN	62 178	133 103	82 282
062 SUGAR CONFECTIONERY	187 643	74 779	46 236	655 KNIT, CROCHET, FABRIC NES	44 632	95 717	58 976
071 COFFEE, COFFEE SUBSTITUTE	230 128	177 067	110 553	656 TULLE, LACE, EMBROIDRY, ETC	9 057	32 564	20 096
072 COCOA	125 547	36 245	22 866	657 SPECIAL YARN, TXTL. FABRIC	250 055	231 780	142 841
073 CHOCOLATE, OTH. COCOA PREP	261 676	140 576	86 687	658 TEXTILE ARTICLES NES	68 405	130 713	80 254
074 TEA AND MATE	9 621	10 721	6 641	659 FLOOR COVERINGS, ETC.	141 783	129 435	79 779
075 SPICES	11 167	8 802	5 398	661 LIME, CEMENT, CONSTR. MATRL	20 644 261	279 041	173 498
081 ANIMAL FEED STUFF	17 851 933	512 570	317 538	662 CLAY, REFRACT. CONSTR. MATRL	1 030 030	109 188	68 039
091 MARGARINE AND SHORTENING	91 663	15 397	9 570	663 MINERAL MANUFACTURES, NES	4 374 461	213 183	131 577
098 EDIBLE PROD. PREPRD, NES	772 624	203 911	125 967	664 GLASS	756 548	174 632	107 856
111 NON-ALCOHOL. BEVERAGE, NES	81 629 888	54 103	33 465	665 GLASSWARE	1 876 536	200 950	124 624
112 ALCOHOLIC BEVERAGES	664 118	161 276	100 789	666 POTTERY	44 181	50 417	31 275
121 TOBACCO, UNMANUFACTURED	17 413	5 540	3 546	667 PEARLS, PRECIOUS STONES	.	.	.
122 TOBACCO, MANUFACTURED	78 758	128 274	79 600	671 PIG IRON, SPIEGELEISN, ETC	177 300	21 101	13 060
211 HIDES, SKINS (EX. FURS), RAW	326 208	93 951	58 143	672 INGOTS ETC. IRON OR STEEL	569 262	33 492	20 534
212 FURSKINS, RAW	9	284	168	673 FLAT-ROLLED IRON ETC.	4 882 472	388 162	240 788
222 OILSEED (SFT. FIX VEG. OIL)	1 494 882	67 749	41 050	674 FLAT-ROLLED PLATED IRON	2 686 913	330 919	205 261
223 OILSEED (OTH. FIX. VEG. OIL)	73 454	5 267	3 248	675 FLAT-ROLLED, ALLOY STEEL	757 750	188 079	116 609
231 NATURAL RUBBER, ETC.	20 557	3 007	1 847	676 IRON, STL, BAR, SHAPES ETC.	6 811 483	490 939	304 732
232 SYNTHETIC RUBBER, ETC.	282 118	39 934	24 759	677 RAILWAY TRACK IRON, STEEL	109 403	19 375	11 963
245 FUEL WOOD, WOOD CHARCOAL	10 249	1 717	1 046	678 WIRE OF IRON OR STEEL	396 203	62 554	38 790
246 WOOD IN CHIPS, PARTICLES	911 037	12 274	7 637	679 TUBES, PIPES, ETC. IRON, STL	2 785 704	498 505	308 377
247 WOOD ROUGH, ROUGH SQUARED	325 297	4 883	2 988	681 SILVER, PLATINUM, ETC.	389	20 719	12 787
248 WOOD, SIMPLY WORKED	1 878 834	110 861	68 554	682 COPPER	521 621	311 889	193 615
251 PULP AND WASTE PAPER	3 694 777	57 264	36 209	683 NICKEL	8 574	12 407	7 633
261 SILK	83	86	52	684 ALUMINIUM	1 086 319	528 036	326 874
263 COTTON	60 171	12 941	8 014	685 LEAD	247 666	25 360	15 192
264 JUTE, OTH. TEXTL. BAST FIBR	4 519	404	254	686 ZINC	131 821	27 145	16 453
265 VEGETABLE TEXTILE FIBRES	1 617	181	110	687 TIN	7 004	4 280	2 647
266 SYNTHETIC FIBRES	156 158	40 139	24 809	689 MISC. NON-FERR. BASE METAL	18 347	15 410	9 503
267 OTHER MAN-MADE FIBRES	104 684	20 540	12 790	691 METALLIC STRUCTURES NES	799 277	313 892	194 354
268 WOOL, OTHER ANIMAL HAIR	4 700	1 669	1 028	692 CONTAINERS, STORAGE, TRNSP	578 709	237 118	146 270
269 WORN CLOTHING, TEXTL. ARTL	616 250	39 798	24 591	693 WIRE PRODUCTS EXCL. ELECT	368 042	77 179	47 882
272 FERTILIZERS, CRUDE	655 383	6 471	3 943	694 NAILS, SCREWS, NUTS, ETC.	271 889	183 519	113 494
273 STONE, SAND AND GRAVEL	166 525 798	252 983	157 136	695 TOOLS	96 342	132 837	193 172
274 SULPHUR, UNRSTD. IRON PYRS	998 936	6 913	4 268	696 CUTLERY	15 536	74 721	46 251
277 NATURAL ABRASIVES, NES	1 848 398	7 899	4 936	697 HOUSEHOLD EQUIPMENT, NES	90 720	87 804	54 181
278 OTHER CRUDE MINERALS	17 526 458	85 456	52 783	699 MANUFACT. BASE METAL, NES	811 555	722 420	445 388
281 IRON ORE, CONCENTRATES	94 748	137	84	700 CPL IND PLANT (84/85/87)	1 163	25 556	15 729
282 FERROUS WASTE AND SCRAP	21 105 387	404 442	245 714	711 STEAM GENER. BOILERS, ETC.	13 994	16 130	9 617
283 COPPER ORE, CONCENTRATES	7 080	560	335	712 STEAM TURBINES	9 178	61 877	38 205
285 ALUMINIUM ORE, CONCENTR. ETC	178 026	8 765	5 609	713 INTRNL COMBUS PSTN ENGIN	119 505	218 257	135 369
287 ORE, CONCENTR. BASE METALS	3 424	2 004	1 174	714 ENGINES, MOTORS NON-ELECT	15 057	201 468	122 409
288 NON-FERROUS WASTE, SCRAP	1 228 443	177 778	109 612	716 ROTATING ELECTRIC PLANT	115 756	258 004	159 629
289 PREC. METAL ORES, CONCENTR	54	659	394	718 OTH. POWR. GENRTNG. MACHNRY	20 750	84 497	52 137
291 CRUDE ANIMAL MATERIALS, NES	384 222	27 280	16 947	721 AGRIC. MACHINES, EX. TRACTR	157 490	175 281	108 128
292 CRUDE VEG. MATERIALS, NES	205 904	126 422	76 983	722 TRACTORS	72 820	103 039	64 352
321 COAL, NOT AGGLOMERATED	3 490 475	30 128	18 332	723 CIVIL ENGINEERING EQUIPT	212 827	227 460	140 472
322 BRIQUETTES, LIGNITE, PEAT	11 853 414	68 035	42 184	724 TEXTILE, LEATHER MACHINES	33 166	113 099	70 765
325 COKE, SEMI-COKE, RET. CARBN	1 375 391	25 088	15 235	725 PAPER, PULP MILL MACHINES	26 287	83 260	51 621
333 PETROLEUM OILS, CRUDE	721 651	13 517	8 369	726 PRINTNG, BOOKBINDNG MACHS	57 280	213 504	132 241
334 PETROLEUM PRODUCTS	20 029 530	448 202	278 310	727 FOOD-PROCESS. MCH. NON DOM	14 865	57 126	35 244
335 LIQUID PETROL. PRODUCTS	4 404 063	129 905	80 660	728 OTH. MACH. PTS, SPCL INDUSTR	214 811	607 788	377 778
342 LIQUEFIED PROPANE, BUTANE	2 163 786	55 551	34 395	731 METAL REMOVAL WORK TOOLS	20 866	61 895	38 566
344 PETROLEUM GASES, NES	.	.	.	733 MACH-TOOLS, METAL-WORKING	22 517	42 649	26 484
351 ELECTRIC CURRENT	.	.	.	735 PARTS, NES, FOR MACH-TOOLS	18 918	74 345	46 002
411 ANIMAL OILS AND FATS	1 043 919	77 832	47 952	737 METALWORKING MACHNRY NES	40 671	63 846	39 082
421 FIXED VEG. FAT, OILS, SOFT	2 663 392	260 858	161 603	741 HEATING, COOLNG EQUIP, PART	156 341	354 456	219 764
422 FIXED VEG. FAT, OILS, OTHER	388 747	31 917	19 927	742 PUMPS FOR LIQUIDS, PARTS	60 647	262 341	162 513
431 ANIMAL, VEG. FATS, OILS, NES	2 268 246	184 097	113 938	743 PUMPS, NES, CENTRIFUGS ETC	145 218	385 127	238 109
511 HYDROCARBONS, NES, DERIVTS	5 748 337	307 029	191 657	744 MECHANICAL HANDLNG EQUIP	257 564	353 361	218 621
512 ALCOHOL, PHENOL, ETC. DERIV	3 239 323	380 057	236 016	745 OTH. NONELEC MCH, TOOL, NES	98 848	409 790	253 037
513 CARBOXYLIC ACIDS, DERIVTS	2 414 312	376 483	232 431	746 BALL OR ROLLER BEARINGS	26 258	70 719	43 534
514 NITROGEN-FUNCT. COMPOUNDS	1 302 191	548 014	340 781	747 TAPS, COCKS, VALVES, ETC.	112 417	409 226	252 832
515 ORGANIC INORGANIC COMPNDS	208 980	212 422	130 343	748 TRANSMISSIONS SHAFTS ETC	127 218	258 114	159 573
516 OTHER ORGANIC CHEMICALS	2 813 944	341 773	212 025	749 NON-ELECT. MACH. PARTS, ETC	48 206	145 979	90 227
522 INORGANIC CHEM. ELEMENTS	11 072 789	256 593	158 436	751 OFFICE MACHINES	53 326	271 328	167 589
523 METAL. SALTS, INORGAN. ACID	2 167 922	129 067	79 928	752 AUTOMAT. DATA PROC. EQUIP	89 033	1 002 984	618 055
524 OTHER CHEMICAL COMPOUNDS	205 033	42 786	26 402	753 PARTS, FOR OFFICE MACHINS	81 246	541 371	335 201
525 RADIO-ACTIVE MATERIALS	50	2 750	1 700	754 TELEVISION RECEIVERS ETC	51 249	126 691	78 460
531 SYNTH. COLOURS, LAKES, ETC.	81 036	140 038	86 422	756 RADIO-BROADCAST RECEIVER	6 532	30 360	18 798
532 DYEING, TANNING MATERIALS	62 068	11 558	7 136	753 SOUND RECORDER, PHONOGRPH	15 067	115 740	71 867
533 PIGMENTS, PAINTS, ETC.	1 762 925	441 637	272 869	764 TELECOMM. EQUIP. PARTS NES	49 591	555 669	345 177
541 MEDICINES, ETC. EXC. GRP542	73 408	384 671	240 150	771 ELECT POWER MACHNY. PARTS	77 191	171 137	105 666
542 MEDICAMENTS	85 043	343 326	211 904	772 ELEC. SWITCH, RELAY, CIRCUIT	162 891	790 533	489 036
551 ESSENTL. OIL, PERFUME, FLAVR	19 594	44 270	27 381	773 ELECTR DISTRIPT. EQPT NES	216 872	193 620	120 118
553 PERFUMERY, COSMETICS, ETC.	184 557	218 874	135 212	774 ELECTRO-MEDCL. XRAY EQUIP	15 233	241 330	149 378
554 SOAP, CLEANERS, POLISH, ETC	2 013 957	235 189	145 143	775 DOM. ELEC. NON-ELEC. EQUIPT	596 419	809 402	499 770
562 FERTILIZER, EXCEPT GRP272	2 113 845	52 973	32 595	776 TRANSISTORS, VALVES, ETC.	39 262	571 312	355 679
571 POLYMERS OF ETHYLENE	801 692	106 788	65 935	778 ELECTRIC. MACH. APPART. NES	354 603	728 905	450 252
572 POLYMERS OF STYRENE	635 263	153 741	95 716	781 PASS. MOTOR VEHCLS. EX. BUS	1 159 339	2 110 656	1 304 989
573 POLYMERS, VINYL CHLORIDE	695 798	119 154	74 011	782 GOODS, SPCL TRANSPORT VEH	449 469	478 255	295 855
574 POLYACETAL, POLYCARBONATE	792 483	225 618	139 120	783 ROAD MOTOR VEHICLES NES	94 039	139 967	87 204

7 IMPORTS AND EXPORTS (SPECIAL TRADE) BY COUNTRIES OF PRODUCTION AND CONSUMPTION AND BY GROUPS OF THE SITC-REV. III 1994

GROUP DESCRIPTION	DT = 100 KG	1 000 DM	1 000 \$	GROUP DESCRIPTION	DT = 100 KG	1 000 DM	1 000 \$
784 PARTS,TRACTORS,MOTOR VEH	695 325	960 764	593 379	287 ORE,CONCENTR.BASE METALS	16 424	342	209
785 CYCLES,MOTORCYCLES ETC.	43 146	107 563	65 913	288 NON-FERROUS WASTE,SCRAP	455 118	77 087	47 910
786 TRAILERS,SEMI-TRAILER,ETC	451 411	391 842	241 960	289 PREC.METAL DRES,CONCTRSTS	26	2 615	1 581
791 RAILWAY VEHICLES,EQUIPNT	744 474	1 811 708	1 123 753	291 CRUDE ANIMAL MATERLS.NES	170 610	8 517	5 308
792 AIRCRAFT,ASSOCD, EQUIPNT	2 609	200 136	122 800	292 CRUDE VEG.MATERIALS, NES	363 711	184 530	113 002
793 SHIP,BOAT,FLOAT.STRUCTRS	202 264	25 962	15 757	325 COKE,SEMI-COKE,RET.CARBN	38 036	1 113	694
800 CPL IND PLANT CHAP 90/94	3	140	83	333 PETROLEUM OILS, CRUDE	5 756 294	119 132	74 437
811 PREFABRICATED BUILDINGS	21 006	8 538	5 206	334 PETROLEUM PRODUCTS	4 177 704	119 888	75 145
812 PLUMBING,SANITRY,EQPT,ETC	110 705	137 095	84 567	335 RESIDUAL PETROL.PRODUCTS	165 220	11 297	7 043
813 LIGHTING FIXTURES ETC.NES	78 926	164 447	101 272	342 LIQUEFIED PROPANE,BUTANE	4 346	1 309	802
821 FURNITURE,CUSHIONS,ETC.	1 351 428	1 144 308	706 293	351 ELECTRIC CURRENT, MWH	0	6 462	3 707
831 TRUNK,SUIT-CASES,BAG,ETC	8 261	29 109	17 887	411 ANIMAL OILS AND FATS	113 659	14 624	9 094
841 MENS,BOYS CLOTHING,X-KNIT	46 439	428 898	264 200	421 FIXED VEG.FAT,OILS, SOFT	119 645	61 622	38 388
842 WOMEN,GIRL CLOTHING,XKNIT	62 174	752 701	462 270	422 FIXED VEG.FAT,OILS,OTHER	140 857	37 504	23 214
843 MENS,BOYS CLOTHING,KNIT	5 511	30 205	18 658	431 ANIMAL,VEG.FATS,OILS,NES	365 136	32 337	19 886
844 WOMEN,GIRLS CLOTHING,KNIT	16 923	114 117	70 175	511 HYDROCARBONS,NES,DERIVTS	392 278	32 588	20 008
845 OTHR.TEXTILE APPAREL,NES	50 308	368 524	227 501	512 ALCOHOL,PHENOL,ETC.DERIV	389 972	64 926	39 963
846 CLOTHING ACCESSRS,FABRIC	13 595	101 497	62 826	513 CARBOXYLIC ACIDS,DERIVTS	447 260	112 662	69 588
848 CLOTHING,NONTXTL;HEADGEAR	11 720	72 621	44 937	514 NITROGEN-FUNCT.COMPOUNDS	146 249	425 090	263 388
851 FOOTWEAR	48 734	224 600	137 904	515 ORGANO-INORGANIC COMPNDS	63 017	106 409	65 597
871 OPTICAL INSTRUMENTS,NES	1 019	32 741	20 055	516 OTHER ORGANIC CHEMICALS	333 904	75 643	46 766
872 MEDICAL INSTRUMENTS NES	25 771	175 745	108 614	522 INORGANIC CHEM.ELEMENTS	515 917	49 009	30 196
873 METERS,COUNTERS,NES	12 879	68 659	42 454	523 METAL.SALTS,INORGAN.ACID	276 384	15 264	9 447
874 MEASURE,CONTROL INSTRMNT	34 294	548 147	339 272	524 OTHER CHEMICAL COMPOUNDS	100 589	115 961	72 252
881 PHOTOGRAPH APPAR,ETC.NES	9 589	84 075	51 608	525 RADIATION-ACTIVE MATERIALS	9	6 196	3 763
882 PHOTO.CINEMATOGRAPH.SUPPL	85 530	164 184	101 606	531 SYNTH.COLOURS,LAKES,ETC.	73 418	48 515	30 036
884 OPTICAL GOODS NES	1 500	217 100	134 024	532 DYING,TANNING MATERIALS	21 030	5 956	3 692
885 WATCHES AND CLOCKS	4 348	51 760	32 012	533 PIGMENTS, PAINTS, ETC.	179 106	64 758	39 958
891 ARMS AND AMMUNITION	3 125	12 151	7 496	541 MEDICINES,ETC.EXC.GRP542	12 065	101 327	62 992
892 PRINTED MATTER	535 949	374 494	231 796	542 MEDICAMENTS	88 154	501 929	310 002
893 ARTICLES,NES,OF PLASTICS	1 493 394	990 204	611 849	551 ESSNTL.OIL,PERFUME,FLAVR	19 862	20 695	12 738
894 BABY CARRIAGE,TOYS,GAMES	116 464	190 838	118 793	553 PERFUMERY,COSMETICS,ETC.	113 191	123 437	76 990
895 OFFICE,STATIONERY SUPPLS	34 435	83 962	51 744	554 SOAP,CLEANERS,POLISH,ETC.	1 000 163	175 367	109 117
896 WORKS OF ART,ANTIQUE ETC	164	11 250	7 010	562 FERTILIZER,EXCEPT GRP272	590 792	11 260	6 821
897 GOLD,SILVERWARE,JEWEL NES	782	88 317	54 913	571 POLYMERS OF ETHYLENE	815 944	95 770	59 565
898 MUSICAL INSTRUMENTS,ETC.	105 404	394 047	243 852	572 POLYMERS OF STYRENE	214 358	45 959	28 460
899 MISC MANUFCTRD GOODS NES	191 479	193 807	120 503	573 POLYMERS,VINYL CHLORIDE	516 023	89 781	55 719
941 COMPL IND PLANT CHAPT 99	102	4 949	3 031	574 POLYACETAL,POLYCARBONATE	434 477	133 163	82 568
961 COIN NONGOLD NONCURRENT	1	335	207	575 OTH.PLASTIC,PRIMARY FORM	1 732 286	388 714	240 822
971 GOLD,NONMONTY EXCL DRES	117	238 121	147 660	579 PLASTIC WASTE,SCRAP ETC	19 258	2 214	1 348
972 MONETARY GOLD,GOLD COINS		115	71	581 PLASTIC TUBE,PIPE,HOSE	235 044	111 330	68 576
				582 PLASTIC PLATE,SHEETS,ETC	1 131 750	468 795	289 716
				583 MONOFILAMENT OF PLASTICS	46 557	19 035	11 905
ITALY				591 INSECTICIDES, ETC.	6 208	6 237	3 930
IMPORTS	127 960 749	51 830 300	32 083 747	592 STARCHES,INULIN,ETC.	171 523	29 333	18 154
001 LIVE ANIMALS	3 616	1 631	1 019	593 EXPLOSIVES,PYROTECHNICS	1 312	2 186	1 338
011 BOVINE MEAT	44 588	27 307	16 568	597 PREPRD ADDITIVES,LIQUIDS	149 592	36 494	22 550
012 OTHER MEAT, MEAT OFFAL	234 324	90 523	56 154	598 MISC.CHEMICAL PRODS.NES	1 079 105	230 382	142 587
016 MEAT,ED.OFFL,DRY,SLT,SMK	58 925	95 605	59 972	611 LEATHER	120 609	556 426	343 570
017 MEAT,OFFL.PRPD,PRSD,NES	62 014	64 022	39 952	612 MANUFACT. LEATHER ETC.NES	2 213	9 168	5 687
022 MILK AND CREAM	158 328	33 486	20 539	613 FURSKINS,TANNED,DRESSED	1 226	10 833	6 635
023 BUTTER,OTHER FAT OF MILK	36 652	20 894	12 933	621 MATERIALS OF RUBBER	250 577	168 509	104 225
024 CHEESE AND CURD	255 476	235 998	146 560	625 RUBBER TYRES,TUBES,ETC.	424 173	282 403	175 112
025 EGGS,BIRDS,YOLKS,ALBUMIN	15 023	5 997	3 651	629 ARTICLES OF RUBBER, NES	92 787	189 558	117 311
034 FISH,FRESH,CHILLED,FROZN	32 593	20 666	12 743	633 CORE MANUFACTURES	7 305	6 807	4 210
035 FISH,DRIED,SALTED,SMOKED	124	135	82	634 VENEERS,PLYWOOD,ETC.	646 506	158 942	98 262
036 CRUSTACEANS,MOLLUSCS ETC	4 709	2 909	1 822	635 WOOD MANUFACTURES, NES	166 473	111 847	69 268
037 FISH ETC,PREPRD,PRSD,NES	14 319	12 019	7 454	641 PAPER AND PAPERBOARD	3 344 828	542 533	336 768
041 WHEAT, MESLIN, UNMILLED	202 778	7 775	4 701	642 PAPER,PAPERBOARD,CUT ETC	1 239 901	327 035	202 948
042 RICE	756 689	96 037	59 122	651 TEXTILE YARN	644 914	662 323	408 342
043 BARLEY, UNMILLED	22 737	625	382	652 COTTON FABRICS, WOVEN	147 422	369 787	229 241
044 MAIZE UNMILLED	1 851	378	234	653 FABRICS,MAN-MADE FIBRES	198 530	690 198	427 958
045 OTHER CEREALS, UNMILLED	22 138	1 378	856	654 OTH.TEXTILE FABRIC,WOVEN	229 520	1 093 244	673 726
046 MEAL,FLOUR OF WHEAT,MSLN	54 489	4 138	2 554	655 KNIT.CROCHET.FABRIC NES	102 011	226 224	140 111
047 OTHER CEREAL MEAL,FLOURS	42 688	2 288	1 422	656 TULLE,LACE,EMBROIDRY,ETC	8 731	26 892	16 555
048 CEREAL PREPARATIONS	1 603 168	330 161	205 412	657 SPECIAL YARN,TXTL.FABRIC	205 915	205 483	127 254
054 VEGETABLES	5 563 715	584 960	367 813	658 TEXTILE ARTICLES NES	41 474	81 025	49 848
056 VEGETABLES,PRPD,PRSD,NES	2 267 866	273 016	168 573	659 FLOOR COVERINGS, ETC.	30 079	21 275	13 100
057 FRUIT,NUTS EXCL.OIL NUTS	11 054 454	1 475 843	926 497	661 LIME,CEMENT,CONSTR.MATRL	4 700 917	523 686	324 608
058 FRUIT,PRESERVED,PREPARED	1 258 817	181 226	112 100	662 CLAY,REFRCT.CONSTR.MATRL	10 428 805	1 082 438	671 584
059 FRUIT, VEGETABLE JUICES	1 147 213	155 088	95 808	663 MINERAL MANUFACTURES,NES	1 244 789	139 148	85 935
061 SUGARS,MOLASSES,HONEY	191 618	25 248	15 610	664 GLASS	846 788	271 872	188 322
062 SUGAR CONFECTIONERY	29 683	22 127	13 688	665 GLASSWARE	437 774	131 168	80 757
071 COFFEE,COFFEE SUBSTITUTE	38 040	34 565	21 364	666 POTTERY	182 462	83 801	51 831
072 COCOA	51 735	16 980	10 159	667 PEARLS,PRECIOUS STONES			
073 CHOCOLATE,OTH.COCOA PREP	166 001	100 612	62 429	671 PG IRON,SPIEGELEISN,ETC	74 454	7 688	4 778
074 TEA AND MATE	438	193	118	672 INGOTS ETC.IRON OR STEEL	496 594	43 076	26 803
075 SPICES	1 702	887	550	673 FLAT-ROLLED IRON ETC.	1 644 249	117 849	72 684
081 ANIMAL FEED STUFF	75 065	7 286	4 450	674 FLAT-ROLLED PLATED IRON	696 290	77 402	47 211
098 EDIBLE PRD.PREPRNTS,NES	629 697	209 571	129 432	675 FLAT-ROLLED, ALLOY STEEL	489 527	133 685	82 695
111 NON-ALCOHOL.BEVERAGE,NES	504 912	46 569	29 057	676 IRON,STL.BAR,SHAPES ETC.	10 583 769	730 274	455 336
112 ALCOHOLIC BEVERAGES	5 529 260	945 881	586 782	677 RAILWAY TRACK IRON,STEEL	1 122	363	219
121 TOBACCO, UNMANUFACTURED	109 878	39 676	24 137	678 WIRE OF IRON OR STEEL	413 299	59 453	36 964
211 HIDES,SKINS(EX.FURS),RAW	64 993	2 940	1 812	679 TUBES,PIPES,ETC.IRON,STL	4 062 778	567 519	352 395
212 FURSKINS, RAW	41	439	272	681 SILVER,PLATINUM,ETC.	136	4 247	2 548
222 OILSEED(SFT.FIX VEG.OIL)	1 402	236	153	682 COPPER	462 948	242 586	150 468
231 NATURAL RUBBER, ETC.	6 495	1 746	1 061	683 NICKEL	1 346	2 671	1 681
232 SYNTHETIC RUBBER, ETC.	280 002	79 690	49 469	684 ALUMINIUM	755 717	327 084	202 675
244 CORK,NATURAL,RAW;WASTE	462	179	113	685 LEAD	30 252	2 969	1 885
246 WOOD IN CHIPS, PARTICLES	254 364	732	447	686 ZINC	98 598	23 611	14 838
247 WOOD ROUGH,ROUGH SQUARED	81 170	1 483	893	687 TIN	551	615	381
248 WOOD, SIMPLY WORKED	106 380	42 545	26 403	689 MISC.NON-FERR.BASE METAL	1 533	896	558
251 PULP AND WASTE PAPER	34 594	1 663	1 031	691 METALLIC STRUCTURES NES	324 431	118 382	73 763
261 SILK	67	76	47	692 CONTAINERS,STORAGE,TRNSP	68 560	42 879	26 562
263 COTTON	48 871	3 552	2 214	693 WIRE PRODUCTS EXCL.ELECT	587 623	72 758	45 047
265 VEGETABLE TEXTILE FIBRES	518	217	135	694 NAILS,SCREWS,NUTS,ETC.	737 934	298 634	184 712
266 SYNTHETIC FIBRES	386 515	102 291	63 297	695 TOOLS	68 550	158 434	97 896
267 OTHER MAN-MADE FIBRES	11 624	3 018	1 917	696 CUTLERY	11 013	38 586	23 970
268 WOOL, OTHER ANIMAL HAIR	15 212	17 275	10 662	697 HOUSEHOLD EQUIPMENT,NES	359 312	307 225	189 564
269 WORN CLOTHING,TEXTL.ARTL	22 791	1 227	770	699 MANUFACTS.BASE METAL,NES	1 064 578	692 098	428 561
272 FERTILIZERS, CRUDE	27 625	597	359	711 STEAM GENER,BOILERS,ETC.	1 758	1 527	953
273 STONE, SAND AND GRAVEL	2 109 605	48 225	29 870	712 TEAM TURBINES	2 342	7 655	4 701
274 SULPHUR,UNRSTD.IRON PYRS	19 759	1 264	783	713 INTRNL COMBUS PSTN ENGIN	135 499	244 746	151 273
277 NATURAL ABRASIVES, NES	26 371	2 308	1 391	714 ENGINES,MOTORS NON-ELECT	3 014	57 676	36 167
278 OTHER CRUDE MINERALS	862 042	28 755	17 889	716 ROTATING ELECTRIC PLANT	297 074	249 612	154 501
282 FERROUS WASTE AND SCRAP	29 577	3 203	1 974	718 OTH.PWR.GENRTNG.MACHNRY	18 865	29 811	18 259
285 ALUMINIUM ORE,CONCTR.ETC	562 843	20 965	12 715	721 AGRIC.MACHINES,EX.TRACTR	197 482	163 320	99 841
				722 TRACTORS	73 157	83 199	51 256

7 IMPORTS AND EXPORTS (SPECIAL TRADE) BY COUNTRIES OF PRODUCTION AND CONSUMPTION AND BY GROUPS OF THE SITC-REV. III 1994

GROUP DESCRIPTION	DT = 100 KG	1 000 DM	1 000 \$	GROUP DESCRIPTION	DT = 100 KG	1 000 DM	1 000 \$
723 CIVIL ENGINEERING EQUIPT	383 428	220 833	136 732	072 COCOA	62 310	17 052	10 519
724 TEXTILE, LEATHER MACHINES	122 292	172 689	106 532	073 CHOCOLATE, OTH. COCOA PREP	164 733	96 940	60 565
725 PAPER, PULP, MILL MACHINES	21 055	47 551	29 260	074 TEA AND MATE	5 023	6 687	4 100
726 PRINTING, BOOKBINDING MACHS	12 352	39 833	24 642	075 SPICES	1 814	2 874	1 769
727 FOOD-PROCESS. MCH. NON DOM	24 026	67 712	41 596	081 ANIMAL FEED STUFF	432 579	51 758	32 008
728 OTH. MACH. PTS, SPLCL INDUST	292 957	504 587	312 400	091 MARGARINE AND SHORTENING	77 461	13 918	8 754
731 METAL REMOVAL WORK TOOLS	27 234	74 859	46 628	098 EDIBLE PROD. PREPRPTS, NES	297 023	131 510	81 226
733 MACH-TOOLS, METAL-WORKING	32 544	57 622	35 301	111 NON-ALCOHOL. BEVERAGE, NES	132 964	22 278	13 821
735 PARTS, NES, FOR MACH-TOOLS	26 301	66 376	40 967	112 ALCOHOLIC BEVERAGES	1 253 939	191 611	118 574
737 METALWORKING MACHNRY NES	101 641	96 804	60 155	121 TOBACCO, UNMANUFACTURED	770	404	233
741 HEATING, COOLING EQUIP, PART	316 370	444 613	275 870	122 TOBACCO, MANUFACTURED	96 014	314 997	195 898
742 PUMPS FOR LIQUIDS, PARTS	183 782	236 598	146 282	211 HIDES, SKINS (EX. FURS), RAW	422 036	153 717	94 334
743 PUMPS, NES, CENTRIFUGS ETC	415 373	438 820	271 474	212 FURSKINS, RAW	161	4 687	2 913
744 MECHANICAL HANDLING EQUIP	313 214	232 039	143 492	222 OILSEED (SFT. FIX VEG. OIL)	6 842	1 069	665
745 OTH. NONELEC MCH, TOOL, NES	187 482	448 974	278 232	223 OILSEED (OTH. FIX. VEG. OIL)	25 827	1 678	1 048
746 BALL OR ROLLER BEARINGS	131 510	244 594	150 584	231 NATURAL RUBBER, ETC.	2 582	577	356
747 TAPS, COCKS, VALVES, ETC.	313 851	574 036	355 158	232 SYNTHETIC RUBBER, ETC.	490 598	95 750	59 349
748 TRANSMISSIONS SHAFTS ETC	235 151	227 507	140 828	245 FUEL WOOD, WOOD CHARCOAL	369	179	110
749 NON-ELECT MACH. PARTS, ETC	42 066	124 499	76 487	246 WOOD IN CHIPS, PARTICLES	72 924	1 657	1 033
751 OFFICE MACHINES	13 102	58 611	36 383	247 WOOD ROUGH, ROUGH SQUARED	3 780 712	61 458	37 890
752 AUTOMATIC DATA PROC. EQUIP	35 221	615 788	380 939	248 WOOD, SIMPLY WORKED	2 632 078	113 988	70 399
759 PARTS, FOR OFFICE MACHINES	22 734	394 769	244 395	251 PULP AND WASTE PAPER	6 692 651	137 425	85 589
761 TELEVISION RECEIVERS ETC	87 017	170 324	106 009	261 SILK	11 215	40 482	25 062
762 RADIO-BROADCAST RECEIVER	52	301	187	263 COTTON	83 590	15 525	9 710
763 SOUND RECORDER, PHONOGRPH	823	3 073	1 856	265 VEGETABLE TEXTILE FIBRES	4 765	1 753	1 050
764 TELECOMM. EQUIP. PARTS NES	53 151	205 149	126 974	266 SYNTHETIC FIBRES	1 070 382	304 402	187 825
771 ELECT POWER MACHNY. PARTS	89 120	102 826	63 688	267 OTHER MAN-MADE FIBRES	345 207	71 968	44 350
772 ELEC. SWITCH, RELAY, CIRCUIT	54 374	247 003	152 827	268 WOOL, OTHER ANIMAL HAIR	165 625	182 683	112 540
773 ELECTR DISTRIB. EQUIP NES	368 711	197 530	122 568	269 WORN CLOTHING, TEXTL. ARTL	416 226	32 131	19 849
774 ELECTRO-MEDCL, XRAY EQUIP	5 596	47 884	29 579	272 FERTILIZERS, CRUDE	19 673	1 547	945
775 DOM. ELEC. NON-ELEC. EQUIP	1 550 184	1 452 730	901 187	273 STONE, SAND AND GRAVEL	1 658 452	11 965	7 287
776 TRANSISTORS, VALVES, ETC.	226 017	317 998	204 801	274 SULPHUR, UNRSTR. IRON PYRS	6 560	289	176
778 ELECTRIC. MACH. APPART. NES	326 460	613 282	379 024	277 NATURAL ABSTRADES, NES	189	40 982	25 782
781 PASS. MOTOR VEHCLS. EX. BUS	1 251 745	2 236 765	1 387 307	278 OTHER CRUDE MINERALS	17 506 698	164 414	101 183
782 GOODS, SPLCL TRANSPORT VEH	530 376	672 391	415 888	282 FERROUS WASTE AND SCRAP	23 257 438	478 937	295 572
783 ROAD MOTOR VEHICLES NES	5 552	7 142	4 508	285 ALUMINIUM ORE, CONCTR. ETC	497 693	47 840	29 859
784 PARTS, TRACTORS, MOTOR VEH	1 965 663	2 190 306	1 354 765	287 ORE, CONCENTR. BASE METALS	9 095	916	558
785 CYCLES, MOTORCYCLES ETC.	277 413	487 112	300 357	288 NON-FERROUS WASTE, SCRAP	1 782 430	298 446	185 793
786 TRAILERS, SEMI-TRAILR, ETC	138 380	88 329	54 193	289 PREC. METAL ORES, CONCTR	24	288	177
791 RAILWAY VEHICLES, EQUIPNT	70 746	133 730	81 277	291 CRUDE ANIMAL MATERLS. NES	53 481	19 092	11 816
792 AIRCRAFT, ASSOCTD. EQUIPNT	2 567	124 822	78 018	292 CRUDE VEG. MATERIALS, NES	73 627	58 113	35 534
793 SHIP, BOAT, FLOAT, STRUCTRS	238 444	22 091	13 854	321 COAL, NOT AGGLOMERATED	56 207	1 244	767
811 PREFABRICATED BUILDINGS	29 208	13 424	8 448	322 BRIQUETTES, LIGNITE, PEAT	2 317 664	46 885	28 760
812 PLUMBING, SANITRY, EQUIP. ETC	831 506	314 899	195 775	325 COKE, SEMI-COKE, RET. CARBN	1 190 078	7 309	4 526
813 LIGHTING FIXTURES ETC. NES	261 475	376 109	232 647	334 PETROLEUM PRODUCTS	3 225 263	73 863	46 399
821 FURNITURE, CUSHIONS, ETC.	2 764 267	1 935 095	1 193 220	335 RESIDUAL PETROL. PRODUCTS	280 470	20 079	12 382
831 TRUNK, SUIT-CASES, BAG, ETC	32 967	181 826	112 765	342 LIQUEFIED PROPANE, BUTANE	231 936	5 848	3 579
841 MENS, BOYS CLOTHING, X-KNIT	118 915	739 616	455 557	344 PETROLEUM GASES, NES	.	.	.
842 WOMEN, GIRL CLOTHING, XKNIT	118 422	837 080	515 454	351 ELECTRIC CURRENT	.	.	.
843 MENS, BOYS CLOTHING, KNIT	15 863	96 308	59 203	411 ANIMAL OILS AND FATS	98 737	9 221	5 803
844 WOMEN, GIRLS CLOTHING, KNIT	34 484	247 905	152 653	421 FIXED VEG. FAT, OILS, SOFT	554 660	56 821	34 816
845 OTHR. TEXTILE APPAREL, NES	259 545	1 868 494	1 164 119	422 FIXED VEG. FAT, OILS, OTHER	136 780	17 249	10 682
846 CLOTHING ACCESSORS, FABRIC	158 233	590 724	365 252	431 ANIMAL, VEG. FATS, OILS, NES	217 573	32 243	20 004
848 CLOTHING, NONTEXTL, HEADGEAR	32 398	231 819	143 630	511 HYDROCARBONS, NES, DERIVTS	1 316 121	135 073	83 125
851 FOOTWEAR	751 528	2 384 233	1 471 882	512 ALCOHOL, PHENOL, ETC. DERIV	1 512 065	243 080	150 350
871 OPTICAL INSTRUMENTS, NES	238	2 543	1 563	513 CARBOXYLIC ACIDS, DERIVTS	1 682 971	285 123	176 380
872 MEDICAL INSTRUMENTS NES	49 428	173 360	107 115	514 NITROGEN-FUNCT. COMPOUNDS	837 933	321 371	197 553
873 METERS, COUNTERS, NES	34 065	44 267	27 284	515 ORGANO-INDORGANIC COMPNDS	411 765	437 972	269 269
874 MEASURE, CONTROL INSTRMNT	45 315	185 531	115 047	516 OTHER ORGANIC CHEMICALS	795 224	149 644	92 642
881 PHOTOGRAPH APPAR. ETC. NES	4 902	34 331	21 265	522 INORGANIC CHEM. ELEMENTS	965 976	165 518	102 100
882 PHOTO. CINEMATOGRPH. SUPPL	30 464	80 604	50 012	523 METAL. SALTS, INORGAN. ACID	1 333 352	114 633	70 703
883 CINE. FILM EXPOSD. DEVELPD	116	1 118	682	524 OTHER CHEMICAL COMPOUNDS	595 382	81 260	50 060
884 OPTICAL GOODS NES	3 103	144 204	88 945	525 RADIO-ACTIVE MATERIALS	30	16 870	10 406
885 WATCHES AND CLOCKS	4 995	35 558	22 049	531 SYNTH. COLOURS, LAKES, ETC.	229 624	363 095	223 462
891 ARMS AND AMMUNITION	13 198	41 356	25 508	532 DYEING, TANNING MATERIALS	196 226	34 243	21 115
892 PRINTED MATTER	311 870	194 990	120 142	533 PIGMENTS, PAINTS, ETC.	707 264	427 226	263 217
893 ARTICLES, NES, OF PLASTICS	843 998	547 465	338 374	541 MEDICINES, ETC. EXC. GRP542	38 369	421 279	259 858
894 BABY CARRIAGE, TOYS, GAMES	230 432	290 187	180 051	542 MEDICAMENTS	52 702	422 788	260 395
895 OFFICE, STATIONERY SUPPLS	41 349	43 454	27 186	551 ESSNTL. OIL, PERFUME, FLAVR	31 494	72 986	44 925
896 WORKS OF ART, ANTIQUE ETC	462	7 931	4 894	553 PERFUMERY, COSMETICS, ETC.	137 008	143 571	88 997
897 GOLD, SILVERWARE, JEWEL NES	1 653	440 946	273 435	554 SOAP, CLEANERS, POLISH, ETC	1 045 927	245 151	151 269
898 MUSICAL INSTRUMENTS, ETC.	31 588	99 091	61 361	562 FERTILIZER, EXCEPT GRP272	2 142 654	75 255	46 028
899 MISC MANUFACTRD GOODS NES	108 372	152 670	94 287	571 POLYMERS OF ETHYLENE	1 817 806	238 365	148 113
961 GOLD NONGOLD NONCURRENT	6	927	554	572 POLYMERS OF STYRENE	1 177 610	204 538	126 823
971 GOLD, NONMONTY EXCL DRES		715	446	573 POLYMERS, VINYL CHLORIDE	1 951 414	166 490	102 729
972 MONETARY GOLD, GOLD COINS		220	129	574 POLYACETAL, POLYCARBONATE	1 176 596	356 990	220 757
EXPORTS	166 224 803	52 469 198	32 407 943	575 OTH. PLASTIC, PRIMARY FORM	4 637 195	1 055 561	677 353
001 LIVE ANIMALS	214 060	96 491	59 529	579 PLASTIC WASTE, SCRAP ETC	319 588	19 307	12 024
011 BOVINE MEAT	793 529	559 313	346 468	581 PLASTIC TUBE, PIPE, HOSE	102 383	122 175	75 120
012 OTHER MEAT, MEAT OFFAL	682 356	244 113	151 279	582 PLASTIC PLATE, SHEETS, ETC	776 584	451 648	278 643
016 MEAT, ED. OFFL, DRY, SLT, SMK	10 889	8 923	5 476	583 MONODILAMENT OF PLASTICS	42 052	35 882	22 103
017 MEAT, OFFL, PRPD, PRSVD, NES	41 871	31 827	19 698	591 INSECTICIDES, ETC.	168 297	155 032	94 164
022 MILK AND CREAM	13 911 942	1 383 810	856 269	592 STARCHES, INULIN, ETC.	383 936	114 842	71 016
023 BUTTER, OTHER FAT OF MILK	60 761	38 098	23 323	593 EXPLOSIVES, PYROTECHNICS	31 590	19 668	12 382
024 CHEESE AND CURD	1 380 859	900 533	556 967	597 PREPRD ADDITIVES, LIQUIDS	271 801	93 407	57 451
025 EGGS, BIRDS, YOLKS, ALBUMIN	59 298	9 793	6 033	598 MISC. CHEMICAL PRODTS. NES	2 584 929	728 064	449 679
034 FISH, FRESH, CHILLED, FROZN	50 506	34 590	21 231	611 LEATHER	160 674	88 901	54 668
035 FISH, DRIED, SALTED, SMOKED	4 521	7 104	4 531	612 MANUFACT. LEATHER ETC. NES	853	5 372	3 285
036 CRUSTACEANS, MOLLUSCS ETC	1 289	1 887	1 188	613 FURSKINS, TANNED, DRESSED	347	4 750	2 928
037 FISH ETC. PRPD, PRSVD, NES	122 871	67 023	41 212	621 MATERIALS OF RUBBER	69 541	71 712	44 164
041 WHEAT, MESLIN, UNMILLED	3 841 742	139 068	87 075	625 RUBBER TYRES, TUBES, ETC.	439 842	336 568	207 667
042 RICE	10 797	1 940	1 214	629 ARTICLES OF RUBBER, NES	37 481	101 218	62 853
043 BARLEY, UNMILLED	66 174	1 751	1 128	633 CORK MANUFACTURES	550	2 078	1 275
044 MAIZE UNMILLED	4 322	754	438	634 VENEERS, PLYWOOD, ETC.	564 198	77 844	48 006
045 OTHER CEREALS, UNMILLED	83 483	2 778	1 753	635 WOOD MANUFACTURES, NES	251 154	31 071	19 240
046 MEAL, FLOUR OF WHEAT, MSLN	5 803	322	196	641 PAPER AND PAPERBOARD	6 077 457	803 708	493 794
047 OTHER CEREAL MEAL, FLOURS	1 816	118	72	642 PAPER, PAPERBOARD, CUT ETC	748 330	256 335	158 059
048 CEREAL PREPARATIONS	554 210	160 870	99 558	651 TEXTILE YARN	689 942	712 705	439 789
054 VEGETABLES	922 942	46 175	29 393	652 COTTON FABRICS, WOVEN	135 232	173 741	107 268
056 VEGETABLES, PRPD, PRSVD, NES	154 597	48 351	29 912	653 FABRICS, MAN-MADE FIBRES	97 932	219 357	134 729
057 FRUIT, NUTS EXCL. OIL NUTS	304 550	63 021	38 975	654 OTH. TEXTILE FABRIC, WOVEN	33 869	92 469	57 208
058 FRUIT, PRESERVED, PREPARED	110 563	39 912	24 712	655 KNIT, CROCHET, FABRIC NES	29 717	79 536	48 963
059 FRUIT, VEGETABLE JUICES	263 729	50 440	31 316	656 TULLE, LACE, EMBROIDRY, ETC	10 357	37 699	23 338
061 SUGARS, MOLASSES, HONEY	770 574	92 612	57 465	657 SPECIAL YARN, TXTL. FABRIC	166 005	210 614	129 876
062 SUGAR CONFECTIONERY	50 893	26 030	16 103	658 TEXTILE ARTICLES NES	38 677	54 688	33

7 IMPORTS AND EXPORTS (SPECIAL TRADE) BY COUNTRIES OF PRODUCTION AND CONSUMPTION AND BY GROUPS OF THE SITC-REV. III 1994

GROUP DESCRIPTION	DT = 100 KG	1 000 DM	1 000 \$	GROUP DESCRIPTION	DT = 100 KG	1 000 DM	1 000 \$
663 MINERAL MANUFACTURES, NES	912 089	231 335	143 176	895 OFFICE, STATIONERY SUPPLS	19 898	95 436	58 794
664 GLASS	2 202 742	307 235	189 486	896 WORKS OF ART, ANTIQUE ETC	41	2 637	1 615
665 GLASSWARE	231 726	76 409	47 376	897 GOLD, SILVERWARE, JEWEL NES	288	25 412	15 612
666 POTTERY	88 209	119 090	72 971	898 MUSICAL INSTRUMENTS, ETC.	68 753	170 169	105 164
667 PEARLS, PRECIOUS STONES				899 MISC MANUFACTRD GOODS NES	27 398	102 019	62 970
671 PIG IRON, SPIEGELEISN, ETC	511 155	44 293	27 103	941 COMPL IND PLANT CHAPT 99	82	131	83
672 INGOTS ETC. IRON OR STEEL	1 283 737	96 238	60 480	961 COIN NONGOLD NONCURRENT	4	76	49
673 FLAT-ROLLED IRON ETC.	6 361 729	411 661	254 214	971 GOLD, NONMONTRY EXCL ORES	92	166 298	103 142
674 FLAT-ROLLED PLATED IRON	1 544 295	167 834	104 284	972 MONETARY GOLD, GOLD COINS		61	36
675 FLAT-ROLLED, ALLOY STEEL	1 252 040	270 398	168 527				
676 IRON, STL. BAR, SHAPES ETC.	3 447 888	296 612	183 349	UNTD KINGDOM			
677 RAILWAY TRACK IRON, STEEL	340 467	8 569	5 323	IMPORTS	269 708 820	38 681 472	23 925 238
678 WIRE OF IRON OR STEEL	38 157	14 305	8 840	001 LIVE ANIMALS	29 768	13 612	8 489
679 TUBES, PIPES, ETC. IRON, STL	753 601	156 197	96 959	011 BOVINE MEAT	5 147	5 360	3 278
681 SILVER, PLATINUM, ETC.	3 300	94 451	59 725	012 OTHER MEAT, MEAT OFFAL	715 504	231 982	143 629
682 COPPER	1 179 642	566 222	350 749	016 MEAT, ED. OFFL, DRY, SLT, SMK	268	279	170
683 NICKEL	15 191	32 991	20 300	017 MEAT, OFFL, PRPD, PRSVD, NES	19 464	17 414	10 721
684 ALUMINIUM	1 270 965	518 825	320 466	022 MILK AND CREAM	264 945	94 452	58 379
685 LEAD	33 589	4 549	2 782	023 BUTTER, OTHER FAT OF MILK	29 141	17 545	10 850
686 ZINC	172 383	33 814	20 827	024 CHEESE AND CURD	54 369	32 491	20 083
687 TIN	1 613	1 744	1 080	025 EGGS, BIRDS, YOLKS, ALBUMIN	4 326	7 865	4 853
689 MISC. NON-FERR. BASE METAL	5 670	9 744	6 025	034 FISH, FRESH, CHILLED, FROZN	110 166	28 205	17 517
691 METALLIC STRUCTURES NES	108 704	60 143	37 201	035 FISH, DRIED, SALTED, SMOKED	3 534	2 237	1 388
692 CONTAINERS, STORAGE, TRNSP	38 328	32 753	20 486	036 CRUSTACEANS, MOLLUSCS ETC	4 521	6 508	4 036
693 WIRE PRODUCTS EXCL. ELECT	48 701	28 428	17 641	037 FISH ETC. PRPD, PRSVD, NES	22 801	12 221	7 532
694 NAILS, SCREWS, NUTS, ETC.	88 169	85 776	52 954	041 WHEAT, MESLIN, UNMILLED	1 090 309	30 861	19 295
695 TOOLS	56 291	277 831	171 603	042 RICE	10 714	2 615	1 619
696 CUTLERY	16 013	81 966	50 609	043 BARLEY, UNMILLED	289 607	10 349	6 468
697 HOUSEHOLD EQUIPMENT, NES	25 670	38 582	23 798	044 MAIZE UNMILLED	433	62	38
699 MANUFACTS. BASE METAL, NES	439 245	410 351	252 884	045 OTHER CEREALS, UNMILLED	22 989	895	574
700 CPL IND PLANT (84/85/87)	414	4 000	2 557	046 MEAL, FLOUR OF WHEAT, MSLN	21 514	1 530	942
711 STEAM GENER. BOILERS, ETC.	3 048	4 000	2 499	047 OTHER CEREAL MEAL, FLOURS	20 400	1 494	912
712 STEAM TURBINES	7 472	7 285	4 467	048 CEREAL PREPARATIONS	752 592	118 684	73 339
713 INTRNL COMBUS PSTN ENGIN	74 273	454 038	280 088	054 VEGETABLES	400 028	29 836	18 415
714 ENGINES, MOTORS NON-ELECT	2 196	55 878	33 906	056 VEGETABLES, PRPD, PRSVD, NES	61 023	8 955	5 512
716 ROTATING ELECTRIC PLANT	182 660	308 141	190 636	057 FRUIT, NUTS EXCL. OIL NUTS	19 630	3 488	2 135
718 OTH. POWR. GENRTNG. MACHNRY	15 759	72 761	45 046	058 FRUIT, PRESERVED, PREPARED	42 834	18 091	11 220
721 AGRIC. MACHINES, EX. TRACTR	60 959	85 674	52 514	059 FRUIT, VEGETABLE JUICES	4 088	1 010	630
722 TRACTORS	72 339	85 431	52 577	061 SUGARS, MOLASSES, HONEY	186 919	16 286	9 970
723 CIVIL ENGINEERING EQUIPT	62 056	68 700	42 693	062 SUGAR CONFECTIONERY	26 021	14 784	9 103
724 TEXTILE, LEATHER MACHINES	133 164	606 645	374 593	071 COFFEE, COFFEE SUBSTITUTE	48 014	55 747	34 727
725 PAPER, PULP MILL MACHINES	19 417	80 454	49 952	072 COCOA	2 149	771	462
726 PRINTING, BOOKBINDNG MACHS	46 910	224 231	139 490	073 CHOCOLATE, OTH. COCOA PREP	111 530	71 728	44 062
727 FOOD-PROCESS. MCH. NON DOM	7 505	37 003	22 570	074 TEA AND MATE	17 152	7 651	4 708
728 OTH. MACH. PTS, SPL INDUST	125 071	430 946	266 451	075 SPICES	4 474	1 649	1 015
731 METAL REMOVAL WORK TOOLS	86 682	313 260	194 922	081 ANIMAL FEED STUFF	176 800	33 920	20 976
733 MACH-TOOLS, METAL-WORKING	42 835	109 034	68 042	091 MARGARINE AND SHORTENING	41 885	4 281	2 659
735 PARTS, NES, FOR MACH-TOOLS	15 752	91 593	57 225	098 EDIBLE PROD. PREPRTNS, NES	129 830	49 876	30 631
737 METALWORKING MACHNRY NES	34 567	92 092	56 628	111 NON-ALCOHOL. BEVERAGE, NES	17 576	2 317	1 446
741 HEATING, COOLING EQUIP, PART	95 243	241 067	149 667	112 ALCOHOLIC BEVERAGES	212 940	202 432	125 706
742 PUMPS FOR LIQUIDS, PARTS	113 970	680 363	420 774	122 TOBACCO, MANUFACTURED	27 273	70 280	43 108
743 PUMPS NES, CENTRIFUGS ETC	183 247	443 858	274 059	211 HIDES, SKINS (EX. FURS), RAW	5 810	1 343	830
744 MECHANICAL HANDLING EQUIP	227 337	266 799	164 281	212 FURSKINS, RAW	74	1 229	745
745 OTH. NONELEC MCH, TOOL, NES	54 501	273 449	168 900	222 OILSEED (SFT. FIX VEG. OIL)	52 558	3 102	1 902
746 BALL OR ROLLER BEARINGS	137 499	333 038	205 437	223 OILSEED (OTH. FIX. VEG. OIL)	107 298	3 982	2 320
747 TAPS, COCKS, VALVES, ETC.	113 043	407 055	250 709	231 NATURAL RUBBER, ETC.	25 038	4 999	3 170
748 TRANSMISSIONS SHAFTS ETC	109 453	257 082	158 530	232 SYNTHETIC RUBBER, ETC.	371 184	143 229	88 803
749 NON-ELECT MACH. PARTS, ETC	36 277	197 167	121 236	245 FUEL WOOD, WOOD CHARCOAL	379	127	78
751 OFFICE MACHINES	24 457	120 326	74 206	247 WOOD ROUGH, ROUGH SQUARED	28 215	1 923	1 167
752 AUTOMATC. DATA PROC. EQUIP	36 383	603 187	374 561	248 WOOD, SIMPLY WORKED	9 616	1 427	887
759 PARTS, FOR OFFICE MACHINS	15 441	337 823	207 537	251 PULP AND WASTE PAPER	628 220	16 122	10 009
761 TELEVISION RECEIVERS ETC	92 605	210 506	130 901	261 SILK	789	840	497
762 RADIO-BROADCAST RECEIVER	7 618	43 516	26 781	263 COTTON	19 136	6 512	4 060
763 SOUND RECORDER, PHONOGRPH	22 481	157 928	97 740	264 JUTE, OTH. TEXTL. BAST FIBR	19 979	187	117
764 TELECOMM. EQUIP. PARTS NES	29 722	625 544	388 664	265 SYNTHETIC FIBRES	71 400	21 336	13 120
771 ELECT POWER MACHNRY, PARTS	53 069	211 466	130 800	267 OTHER MAN-MADE FIBRES	56 858	23 591	14 644
772 ELEC. SWITCH, RELAY, CIRCUIT	179 684	1 286 020	793 634	268 WDDL, OTHER ANIMAL HAIR	35 286	32 723	20 259
773 ELECTR DISTRIB. EQPT NES	65 553	108 596	67 257	269 WORN CLOTHING, TEXTL. ARTL	1 763	144	89
774 ELECTRO-MEDCL, XRAY EQUIP	5 162	114 541	70 939	272 FERTILIZERS, CRUDE	254	47	30
775 DOM. ELEC. NON-ELEC. EQUIPT	199 209	323 878	199 863	273 STONE, SAND AND GRAVEL	19 373 925	29 271	18 239
776 TRANSISTORS, VALVES, ETC.	83 657	1 677 386	1 036 422	274 SULPHUR, UNRSTD. IRON PYRS	128	52	30
778 ELECTRIC MACH. APPART. NES	369 527	1 205 814	746 506	277 NATURAL ABRASIVES, NES	623	4 842	3 011
781 PASS. MOTOR VEHCLS. EX. BUS	3 554 746	7 401 950	4 568 697	278 OTHER CRUDE MINERALS	4 721 090	72 416	44 723
782 GOODS, SPLC TRANSPORT VEH	397 626	566 265	351 564	281 IRON ORE, CONCENTRATES	2	181	33
783 ROAD MOTOR VEHICLES NES	146 173	277 455	173 015	282 FERROUS WASTE AND SCRAP	152 932	7 839	4 801
784 PARTS, TRACTORS, MOTOR VEH	648 582	1 271 190	783 989	283 COPPER ORES, CONCENTRATES	25 126	11 074	6 717
785 CYCLES, MOTORCYCLES ETC.	8 238	25 776	15 717	285 ALUMINIUM ORE, CONCTR. ETC	68 720	3 505	2 146
786 TRAILERS, SEMI-TRAILR, ETC	80 826	70 010	43 348	287 ORE, CONCENTR. BASE METALS	9 223	5 862	3 695
791 RAILWAY VEHICLES. EQUIPNT	36 412	32 591	19 927	288 NON-FERROUS WASTE, SCRAP	520 503	121 205	75 740
792 AIRCRAFT, ASSOCTD. EQUIPNT	4 960	456 455	281 115	289 PREC. METAL ORES, CONCTRTS	126	1 911	1 161
793 SHIP, BOAT, FLOAT, STRUCTRS	1 683	11 213	6 708	291 CRUDE ANIMAL MATERLS, NES	118 056	38 418	23 832
800 CPL IND PLANT CHAP 90/94	4	169	105	292 CRUDE VEG. MATERIALS, NES	27 963	11 336	7 029
811 PREFABRICATED BUILDINGS	2 917	2 853	1 778	321 COAL, NOT AGGLOMERATED	974 380	7 430	4 478
812 PLUMBNG, SANITRY, EQPT. ETC	139 593	205 078	126 979	322 BRIQUETTES, LIGNITE, PEAT	7 984	207	131
813 LIGHTING FIXTURES ETC. NES	27 102	68 337	42 161	325 COKE, SEMI-COKE, RET. CARBN	76 983	1 102	688
821 FURNITURE, CUSHIONS, ETC.	141 078	152 501	94 072	333 PETROLEUM OILS, CRUDE	173 039 778	3 431 744	2 114 368
831 TRUNK, SUIT-CASES, BAG, ETC	3 645	13 231	8 166	334 PETROLEUM PRODUCTS	18 150 468	436 356	268 887
841 MENS, BOYS CLOTHING, X-KNIT	11 241	83 883	51 472	335 RESIDUAL PETROL. PRODUCTS	1 592 161	69 039	42 478
842 WOMEN, GIRL CLOTHING, XKNIT	6 521	76 952	46 969	342 LIQUEFIED PROPANE, BUTANE	2 810 035	71 874	43 664
843 MENS, BOYS CLOTHING, KNIT	1 516	7 021	4 383	411 ANIMAL OILS AND FATS	10 695	5 499	3 511
844 WOMEN, GIRLS CLOTHING, KNIT	1 494	13 210	8 203	421 FIXED VEG. FAT, OILS, SOFT	28 868	3 357	2 146
845 OTHR. TEXTILE APPAREL, NES	12 891	66 955	41 518	422 FIXED VEG. FAT, OILS, OTHER	14 015	4 027	2 508
846 CLOTHING ACCESSRS, FABRIC	3 015	23 525	14 536	431 ANIMAL, VEG. FATS, OILS, NES	97 298	12 723	7 857
848 CLOTHING, NONTEXTL; HEADGEAR	3 799	28 721	17 873	511 HYDROCARBONS, NES, DERIVTS	2 380 419	160 827	99 284
851 FOOTWEAR	33 649	94 203	56 731	512 ALCOHOL, PHENOL, ETC. DERIV	494 937	79 753	49 553
871 OPTICAL INSTRUMENTS, NES	1 614	47 051	29 010	513 CARBOXYLIC ACIDS, DERIVTS	1 026 462	205 528	127 089
872 MEDICAL INSTRUMENTS NES	16 016	276 393	169 979	514 NITROGEN-FUNCT. COMPOUNDS	1 581 197	683 102	423 681
873 METERS, COUNTERS, NES	7 037	47 361	29 324	515 ORGANIC-INORGANIC COMPNDS	1 118 700	286 758	178 157
874 MEASURE, CONTROL INSTRMNT	46 200	854 361	526 922	516 OTHER ORGANIC CHEMICALS	268 750	109 013	67 159
881 PHOTOGRAPH APPAR. ETC. NES	8 677	98 387	60 933	522 INORGANIC CHEM. ELEMENTS	702 654	93 639	58 014
882 PHOTO. CINEMATOGRPH. SUPPL	146 129	248 262	152 933	523 METAL. SALTS, INORGAN. ACID	449 082	39 386	24 347
883 CINE. FILM EXPOSD. DEVELPD	12	171	98	524 OTHER CHEMICAL COMPOUNDS	78 228	21 436	13 187
884 OPTICAL GOODS NES	1 652	97 745	60 544	525 RADIO-ACTIVE MATERIALS	12 413	285 736	176 229
885 WATCHES AND CLOCKS	6 404	91 073	56 237	531 SYNTH. COLOURS, LAKES, ETC.	85 578	121 005	74 763
891 ARMS AND AMMUNITION	2 660	11 946	7 445	532 DYEING, TANNING MATERIALS	12 607	2 368	1 462
892 PRINTED MATTER	172 021	204 954	126 902	533 PIGMENTS, PAINTS, ETC.	629 036	250 275	155 827
893 ARTICLES, NES, OF PLASTICS	311 250	315 609	194 585				
894 BABY CARRIAGE, TOYS, GAMES	66 267	135 903	84 912				

7 IMPORTS AND EXPORTS (SPECIAL TRADE) BY COUNTRIES OF PRODUCTION AND CONSUMPTION AND BY GROUPS OF THE SITC-REV. III 1994

GROUP DESCRIPTION	DT = 100 KG	1 000 DM	1 000 \$	GROUP DESCRIPTION	DT = 100 KG	1 000 DM	1 000 \$
541 MEDICINES, ETC. EXC. GRP542	40 156	203 360	125 617	773 ELECTR. DISTRIB. EQPT NES	108 750	138 391	86 241
542 MEDICAMENTS	88 228	677 320	419 122	774 ELECTRO-MEDCL. XRAY EQUIP	2 822	41 481	25 666
551 ESSNTL. OIL, PERFUME, FLAVR	41 030	57 438	35 495	775 DOM. ELEC. NON-ELEC. EQUIPT	169 327	246 258	153 289
553 PERFUMERY, COSMETICS, ETC.	327 861	286 189	177 392	776 TRANSISTORS, VALVES, ETC.	127 567	1 222 341	758 653
554 SOAP, CLEANERS, POLISH, ETC	240 017	56 665	35 102	778 ELECTRIC. MACH. APPART. NES	264 625	805 514	500 258
562 FERTILIZER, EXCEPT GRP272	146 286	4 263	2 629	781 PASS. MOTOR VEHCLS. EX. BUS	1 250 146	2 445 296	1 519 671
571 POLYMERS OF ETHYLENE	376 108	71 478	44 461	782 GOODS, SPCL. TRANSPORT VEH	143 624	223 880	137 909
572 POLYMERS OF STYRENE	387 864	73 588	45 453	783 ROAD MOTOR VEHICLES NES	406	801	471
573 POLYMERS, VINYL CHLORIDE	66 375	17 234	10 690	784 PARTS, TRACTORS, MOTOR VEH	1 971 036	3 360 925	2 083 580
574 POLYACETAL, POLYCARBONATE	212 302	72 093	44 855	785 CYCLES, MOTORCYCLES ETC.	26 110	65 951	39 920
575 OTH. PLASTIC, PRIMARY FORM	1 110 640	366 104	226 032	786 TRAILERS, SEMI-TRAILER, ETC	20 421	15 894	9 794
579 PLASTIC WASTE, SCRAP ETC	29 095	1 708	1 071	791 RAILWAY VEHICLES. EQUIPNT	8 217	5 785	3 569
581 PLASTIC TUBE, PIPE, HOSE	51 418	76 759	47 191	792 AIRCRAFT, ASSOCTD. EQUIPNT	32 462	1 503 287	925 017
582 PLASTIC PLATE, SHEETS, ETC	332 414	229 000	141 603	793 SHIP, BOAT, FLOAT. STRUCTRS	136 105	27 751	17 079
583 MONOFILAMENT OF PLASTICS	23 976	12 965	8 036	811 PREFABRICATED BUILDINGS	50 657	14 823	9 124
591 INSECTICIDES, ETC.	62 575	101 040	60 638	812 PLUMBING, SANITRY, EQPT. ETC	23 631	6 419	3 978
592 STARCHES, INULIN, ETC.	49 375	40 531	25 008	813 LIGHTING FIXTURES ETC. NES	12 065	26 936	16 509
593 EXPLOSIVES, PYROTECHNICS	2 460	9 493	5 690	821 FURNITURE, CUSHIONS, ETC.	298 796	165 734	102 527
597 PREPRD ADDITIVES, LIQUIDS	267 176	85 492	40 291	831 TRUNK, SUIT-CASES, BAG, ETC	11 340	22 742	14 144
598 MISC. CHEMICAL PRDCTS. NES	701 450	327 917	203 400	841 MENS, BOYS CLOTHING, X-KNIT	21 622	96 927	59 934
611 LEATHER	4 832	18 155	11 189	842 WOMEN, GIRL CLOTHING, XKNIT	26 012	174 052	108 480
612 MANUFACT. LEATHER ETC. NES	779	3 328	2 062	843 MENS, BOYS CLOTHING, KNIT	1 290	8 380	5 227
613 FURSKINS, TANNED, DRESSED	708	5 233	3 195	844 WOMEN, GIRLS CLOTHING, KNIT	7 448	53 991	33 613
621 MATERIALS OF RUBBER	66 554	56 029	34 666	845 OTHR. TEXTILE APPAREL, NES	27 598	166 453	103 732
625 RUBBER TYRES, TUBES, ETC.	479 538	298 067	184 273	846 CLOTHING ACCESSRS, FABRIC	4 855	30 956	19 599
629 ARTICLES OF RUBBER, NES	53 142	94 620	58 866	848 CLOTHING, NONXTL; HEADGEAR	7 336	38 165	23 455
633 CORK MANUFACTURES	205	368	224	851 FOOTWEAR	13 194	62 170	38 294
634 VENEERS, PLYWOOD, ETC.	34 584	5 001	3 120	871 OPTICAL INSTRUMENTS, NES	496	15 636	9 611
635 WOOD MANUFACTURES, NES	28 502	8 090	4 993	872 MEDICAL INSTRUMENTS NES	26 123	127 666	79 014
641 PAPER AND PAPERBOARD	2 881 017	461 819	287 529	873 METERS, COUNTERS, NES	2 410	19 066	11 753
642 PAPER, PAPERBOARD, CUT ETC	261 744	106 849	65 952	874 MEASURE, CONTROL INSTRMNT	25 393	419 424	259 142
651 TEXTILE YARN	194 306	203 000	125 466	881 PHOTOGRAPH APPAR. ETC. NES	6 611	50 094	31 385
652 COTTON FABRICS, WOVEN	20 991	35 832	22 301	882 PHOTO. CINEMATOGRPH. SUPPL	192 022	344 647	214 050
653 FABRICS, MAN-MADE FIBRES	62 791	81 040	50 720	883 CINE. FILM EXPOSD. DEVELOPD	108	779	480
654 OTH. TEXTILE FABRIC, WOVEN	41 708	85 727	52 945	884 OPTICAL GOODS NES	601	20 856	12 972
655 KNIT, CROCHET, FABRIC NES	15 659	31 647	19 795	885 WATCHES AND CLOCKS	298	3 278	2 006
656 TULLE, LACE, EMBROIDRY, ETC	5 117	11 068	6 846	891 ARMS AND AMMUNITION	2 365	5 241	3 193
657 SPECIAL YARN, TXTL. FABRIC	106 535	129 851	80 327	892 PRINTED MATTER	652 790	227 235	140 609
658 TEXTILE ARTICLES NES	36 056	60 398	37 395	893 ARTICLES, NES, OF PLASTICS	316 190	270 743	167 227
659 FLOOR COVERINGS, ETC.	34 135	35 956	22 187	894 BABY CARRIAGE, TOYS, GAMES	58 395	123 841	77 273
661 LIME, CEMENT, CONSTR. MATRL	297 965	11 944	7 344	895 OFFICE, STATIONERY SUPPLS	18 322	58 779	36 463
662 CLAY, REFRACT. CONSTR. MATRL	263 437	22 814	14 196	896 WORKS OF ART, ANTIQUE ETC	1 690	31 964	19 511
663 MINERAL MANUFACTURES, NES	269 017	129 397	80 137	897 GOLD, SILVERWARE, JEWEL NES	451	13 161	8 132
664 GLASS	398 652	72 985	45 453	898 MUSICAL INSTRUMENTS, ETC.	112 524	344 381	212 395
665 GLASSWARE	295 401	62 426	38 438	899 MISC MANUFACTRD GOODS NES	86 076	84 904	52 267
666 POTTERY	59 236	39 014	24 102	951 COIN NONGOLD NONCURRENT	144	12 691	7 801
667 PEARLS, PRECIOUS STONES	-	-	-	971 GOLD, NONMONTRY EXCL ORES	198	406 349	247 143
671 PIG IRON, SPIEGELEISN, ETC	245 882	38 104	23 375	972 MONETARY GOLD, GOLD COINS	4	10 309	6 489
672 INGOTS ETC. IRON OR STEEL	2 133 501	235 289	145 138	EXPORTS	121 989 537	55 395 204	34 259 258
673 FLAT-ROLLED IRON ETC.	1 946 080	137 085	84 717	001 LIVE ANIMALS	2 573	2 932	1 804
674 FLAT-ROLLED PLATED IRON	1 418 744	175 277	108 168	011 BOVINE MEAT	18 264	8 510	5 339
675 FLAT-ROLLED, ALLOY STEEL	430 415	125 010	77 722	012 OTHER MEAT, MEAT OFFAL	141 175	47 082	29 460
676 IRON, STL, BAR, SHAPES ETC.	4 614 709	320 171	198 140	016 MEAT, ED. OFFL, DRY, SLT, SMK	50 365	28 380	17 385
677 RAILWAY TRACK IRON, STEEL	4 196	474	291	017 MEAT, OFFL, PRPD, PRSVD, NES	84 314	70 676	43 744
678 WIRE OF IRON OR STEEL	139 158	23 419	14 489	022 MILK AND CREAM	565 852	111 329	68 950
679 TUBES, PIPES, ETC. IRON, STL	646 432	90 598	56 525	023 BUTTER, OTHER FAT OF MILK	6 665	4 428	2 682
681 SILVER, PLATINUM, ETC.	792	96 429	59 434	024 CHEESE AND CURD	259 420	165 978	102 649
682 COPPER	388 778	210 587	130 468	025 EGGS, BIRDS, YOLKS, ALBUMIN	33 149	6 321	3 957
683 NICKEL	52 309	69 665	43 290	034 FISH, FRESH, CHILLED, FROZD	73 005	27 978	17 215
684 ALUMINIUM	1 016 467	360 144	224 871	035 FISH, DRIED, SALTED, SMOKED	546	2 987	1 78
685 LEAD	487 160	56 708	34 909	036 CRUSTACEANS, MOLLUSCS ETC	392	374	236
686 ZINC	78 957	13 817	8 657	037 FISH ETC. PRPD, PRSVD, NES	37 750	23 066	14 061
687 TIN	6 055	5 667	3 496	041 WHEAT, MESLIN, UNMILLED	2 893 004	104 556	64 537
689 MISC. NON-FERR. BASE METAL	6 930	13 147	8 100	042 RICE	29 527	6 592	4 052
691 METALLIC STRUCTURES NES	145 937	70 350	43 874	043 BARLEY, UNMILLED	20 847	612	392
692 CONTAINERS, STORAGE, TRNSP	108 974	76 125	46 749	044 MAIZE UNMILLED	5 685	2 976	1 764
693 WIRE PRODUCTS EXCL. ELECT	18 176	12 042	7 448	045 OTHER CEREALS, UNMILLED	31 656	1 414	920
694 NAILS, SCREWS, NUTS, ETC.	68 446	51 035	31 677	046 MEAL, FLOUR OF WHEAT, MSLN	39 072	3 563	2 217
695 TOOLS	25 550	121 193	75 404	047 OTHER CEREAL MEAL, FLOURS	29 728	1 428	905
696 CUTLERY	15 768	47 873	29 524	048 CEREAL PREPARATIONS	420 291	128 315	79 841
697 HOUSEHOLD EQUIPMENT, NES	21 154	26 195	16 179	054 VEGETABLES	61 557	13 236	8 087
699 MANUFACTS. BASE METAL, NES	366 085	259 944	161 258	056 VEGETABLES, PRPD, PRSVD, NES	204 555	44 481	27 730
711 STEAM GENER. BOILERS, ETC.	474	420	266	057 FRUIT, NUTS EXCL. OIL NUTS	162 466	37 629	23 460
712 STEAM TURBINES	3 715	47 672	29 217	058 FRUIT, PRESERVED, PREPARED	170 381	52 048	32 065
713 INTRNL COMBUS PSTN ENGIN	454 064	800 061	492 075	059 FRUIT, VEGETABLE JUICES	301 311	46 381	28 639
714 ENGINES, MOTORS NON-ELECT	12 423	345 141	214 382	061 SUGARS, MOLASSES, HONEY	490 814	46 616	29 523
716 ROTATING ELECTRIC PLANT	100 563	81 858	50 762	062 SUGAR CONFECTIONERY	100 725	47 187	29 260
718 OTH. POWR. GENRTNG. MACHNRY	5 889	23 603	14 513	071 COFFEE, COFFEE SUBSTITUTE	162 265	204 983	127 384
721 AGRIC. MACHINES, EX. TRACTR	24 250	36 399	22 360	072 COCOA	35 790	4 203	2 569
722 TRACTORS	87 946	105 970	66 093	073 CHOCOLATE, OTH. COCOA PREP	145 005	87 393	54 242
723 CIVIL ENGINEERING EQUIPT	174 508	164 495	102 275	074 TEA AND MATE	20 371	13 888	8 610
724 TEXTILE, LEATHER MACHINES	18 459	44 638	27 640	075 SPICES	5 062	3 655	2 244
725 PAPER, PULP MILL MACHINES	7 323	17 794	11 004	081 ANIMAL FEED STUFF	3 458 714	186 478	115 051
726 PRINTING, BOOKBINDING MACHS	12 650	65 113	40 480	091 MARGARINE AND SHORTENING	58 719	10 846	6 721
727 FOOD-PROCESS. MCH. NON DOM	2 443	13 660	8 402	098 EDIBLE PROD. PREPRTRS, NES	318 158	138 707	86 004
728 OTH. MACH. PTS, SPCL. INDUST	79 585	151 560	93 766	111 NON-ALCOHOL. BEVERAGE, NES	48 187	11 935	7 436
731 METAL REMOVAL WORK TOOLS	12 655	63 787	40 386	112 ALCOHOLIC BEVERAGES	2 499 468	406 180	253 319
733 MACH-TOOLS, METAL-WORKING	4 641	9 354	5 749	121 TOBACCO, UNMANUFACTURED	4 148	2 181	1 355
735 PARTS, NES, FOR MACH-TOOLS	7 944	28 470	17 588	122 TOBACCO, MANUFACTURED	126 774	159 681	100 335
737 METALWORKING MACHNRY NES	21 502	25 884	16 050	211 HIDES, SKINS (EX. FURS), RAW	18 181	6 161	3 752
741 HEATING, COOLING EQUIP. PART	30 239	76 376	47 208	212 FURSKINS, RAW	376	7 200	4 385
742 PUMPS FOR LIQUIDS, PARTS	32 768	69 847	43 435	222 OILSEED (SFT. FIX VEG. OIL)	313 188	14 716	9 331
743 PUMPS NES, CENTRIFUGS ETC	71 693	200 017	124 150	223 OILSEED (OTH. FIX. VEG. OIL)	5 672	1 298	796
744 MECHANICAL HANDLING EQUIP	200 682	174 949	107 929	231 NATURAL RUBBER, ETC.	1 120	256	160
745 OTH. NONELEC MCH, TOOL, NES	21 202	94 686	58 340	232 SYNTHETIC RUBBER, ETC.	272 257	50 827	31 457
746 BALL OR ROLLER BEARINGS	61 332	175 280	108 301	244 CORK, NATURAL, RAW; WASTE	113	65	37
747 TAPS, COCKS, VALVES, ETC.	41 901	124 485	77 250	245 FUEL WOOD, WOOD CHARCOAL	299	55	36
748 TRANSMISSIONS SHAFTS ETC	112 494	101 144	62 762	246 WOOD IN CHIPS, PARTICLES	26 117	597	374
749 NON-ELECT MACH. PARTS, ETC	16 366	57 972	36 047	247 WOOD ROUGH, ROUGH SQUARED	19 551	188	118
751 OFFICE MACHINES	37 392	188 926	116 264	248 WOOD, SIMPLY WORKED	1 035 304	70 676	43 931
752 AUTOMATC. DATA PROC. EQUIP	178 657	1 873 408	1 156 390	251 PULP AND WASTE PAPER	670 091	24 195	15 161
759 PARTS, FOR OFFICE MACHINES	28 426	613 127	381 057	261 SILK	955	1 251	783
761 TELEVISION RECEIVERS ETC	196 867	455 664	282 166	263 COTTON	59 910	8 957	5 490
762 RADIO-BROADCAST RECEIVER	14 499	77 828	47 876	265 VEGETABLE TEXTILE FIBRES	156	186	114
763 SOUND RECORDER, PHONOGRPH	32 739	212 360	132 251	266 SYNTHETIC FIBRES	309 891	89 373	55 300
764 TELECOMM. EQUIP. PARTS NES	129 660	966 517	598 858	267 OTHER MAN-MADE FIBRES	86 502	33 416	20 733
771 ELECT POWER MACHNRY, PARTS	19 510	109 664	67 967				
772 ELEC. SWITCH, RELAY, CIRCUIT	70 82						

7 IMPORTS AND EXPORTS (SPECIAL TRADE) BY COUNTRIES OF PRODUCTION AND CONSUMPTION AND BY GROUPS OF THE SITC-REV. III 1994

GROUP DESCRIPTION	DT = 100 KG	1 000 DM	1 000 \$	GROUP DESCRIPTION	DT = 100 KG	1 000 DM	1 000 \$
268 WOOL, OTHER ANIMAL HAIR	28 595	22 848	14 145	695 TOOLS	66 021	278 879	172 479
269 WORN CLOTHING, TEXTL. ARTL	15 171	3 789	2 338	696 CUTLERY	22 064	98 201	60 826
272 FERTILIZERS, CRUDE	224 861	2 101	1 312	697 HOUSEHOLD EQUIPMENT, NES	50 141	38 171	23 592
273 STONE, SAND AND GRAVEL	2 426 280	4 656	2 860	699 MANUFACTS. BASE METAL, NES	668 985	769 876	476 134
274 SULPHUR, UNRSTD. IRON PYRS	917 244	7 116	4 469	700 CPL IND PLANT (84/85/87)	5 404	21 633	13 324
277 NATURAL ABRASIVES, NES	4 256	4 908	3 082	711 STEAM GENER. BOILERS, ETC.	1 891	3 795	2 328
278 OTHER CRUDE MINERALS	1 235 010	22 085	13 607	712 STEAM TURBINES	2 691	20 168	12 309
282 FERROUS WASTE AND SCRAP	549 664	34 211	20 750	713 INTRNL COMBUS PSTN ENGIN	988 049	770 018	475 809
285 ALUMINIUM ORE, CONCTR. ETC	96 433	11 466	7 101	714 ENGINES, MOTORS NON-ELECT	10 934	320 289	198 749
287 ORE, CONCENTR. BASE METALS	4 730	294	177	716 ROTATING ELECTRIC PLANT	135 545	295 864	182 756
288 NON-FERROUS WASTE, SCRAP	213 851	36 337	22 215	718 OTH. POWR. GENRTNG. MACHNRY	55 502	114 398	70 923
289 PREC. METAL ORES, CONCTR	19 650	29 645	18 464	721 AGRIC. MACHINES, EX. TRACTR	170 918	234 903	144 391
291 CRUDE ANIMAL MATERLS. NES	12 252	6 804	4 198	722 TRACTORS	235 748	273 004	169 857
292 CRUDE VEG. MATERIALS, NES	59 274	33 922	20 900	723 CIVIL ENGINEERING EQUIPT	253 388	289 167	178 104
321 COAL, NOT AGGLOMERATED	2 111 957	47 376	29 177	724 TEXTILE, LEATHER MACHINES	63 419	264 962	163 674
322 BRIQUETTES, LIGNITE, PEAT	1 029 390	24 641	14 954	725 PAPER, PULP MILL MACHINES	29 349	113 948	70 991
325 COKE, SEMI-COKE, RET. CARBN	16 405	320	204	726 PRINTNG, BOOKBINDNG MACHS	86 720	417 268	256 799
333 PETROLEUM OILS, CRUDE	1 272 998	22 882	15 070	727 FOOD-PROCESS. MCH. NON DOM	10 419	64 733	39 901
334 PETROLEUM PRODUCTS	11 434 256	233 537	145 786	728 OTH. MACH. PTS, SPLCL INDUST	179 309	671 789	416 269
335 RESIDUAL PETROL. PRODUCTS	231 679	18 167	11 200	731 METAL REMOVAL WORK TOOLS	51 151	146 961	91 637
342 LIQUEFIED PROPANE, BUTANE	410 931	8 451	5 186	733 MACH-TOOLS, METAL-WORKING	27 798	58 704	36 227
344 PETROLEUM GASES, NES	-	-	-	735 PARTS, NES, FOR MACH-TOOLS	19 176	91 749	57 050
411 ANIMAL OILS AND FATS	158 147	15 724	9 828	737 METALWORKING MACHNRY NES	39 855	99 462	61 301
421 FIXED VEG. FAT, OILS, SOFT	314 587	34 204	20 828	741 HEATING, COOLNG EQUIP, PART	67 672	214 309	133 269
422 FIXED VEG. FAT, OILS, OTHER	15 763	4 293	2 643	742 PUMPS FOR LIQUIDS, PARTS	84 730	589 343	365 613
431 ANIMAL, VEG. FATS, OILS, NES	276 199	36 592	22 686	743 PUMPS NES, CENTRIFUGS ETC	198 229	507 894	313 331
511 HYDROCARBONS, NES, DERIVTS	1 563 644	121 168	74 930	744 MECHANICAL HANDLING EQUIP	334 188	463 419	287 422
512 ALCOHOL, PHENOL, ETC. DERIV	1 419 999	219 169	135 352	745 OTH. NONELEC MCH, TOOL, NES	101 944	501 190	309 737
513 CARBOXYLIC ACIDS, DERIVTS	1 286 582	273 724	169 115	746 BALL OR ROLLER BEARINGS	56 406	174 265	107 590
514 NITROGEN-FUNCT. COMPOUNDS	502 997	222 141	137 077	747 TAPS, COCKS, VALVES, ETC.	66 333	278 911	172 422
515 ORGANO-INORGANIC COMPNDS	277 980	280 521	172 106	748 TRANSMISSIONS SHAFTS ETC	279 024	310 187	191 894
516 OTHER ORGANIC CHEMICALS	788 889	172 940	107 172	749 NON-ELECT MACH. PARTS, ETC	56 929	196 374	121 174
522 INORGANIC CHEM. ELEMENTS	3 533 004	206 370	127 765	751 OFFICE MACHINES	36 624	214 808	132 575
523 METAL. SALTS, INORGAN. ACID	659 158	97 370	60 177	752 AUTOMAT. DATA PROC. EQUIP	69 072	1 388 011	857 686
524 OTHER CHEMICAL COMPOUNDS	60 472	36 158	22 183	759 PARTS, FOR OFFICE MACHINS	42 308	596 235	368 232
525 RADIO-ACTIVE MATERIALS	5 785	77 748	48 332	761 TELEVISION RECEIVERS ETC	54 837	118 271	74 560
531 SYNTH. COLOURS, LAKES, ETC.	141 782	236 624	146 150	762 RADIO-BROADCAST RECEIVER	7 431	69 605	42 390
532 DYEING, TANNING MATERIALS	18 828	5 304	3 280	763 SOUND RECORDER, PHONOGRPH	43 511	313 019	195 288
533 PIGMENTS, PAINTS, ETC.	536 264	310 543	191 842	764 TELECOMM. EQUIP, PARTS NES	38 596	729 852	451 346
541 MEDICINES, ETC. EXC. GRP542	23 965	270 427	166 747	771 ELECT POWER MACHNY. PARTS	81 524	209 635	129 698
542 MEDICAMENTS	104 308	679 429	420 220	772 ELEC. SWITCH. RELAY. CIRCUIT	169 851	988 873	611 688
551 ESSNTL. OIL, PERFUME, FLAVR	36 515	76 445	47 308	773 ELECTR. DISTRIB. EQPT NES	142 205	310 228	192 353
553 PERFUMERY, COSMETICS, ETC.	184 444	193 833	120 808	774 ELECTRO-MEDCL. XRAY EQUIP	7 547	149 890	91 394
554 SOAP, CLEANERS, POLISH, ETC	897 983	212 960	131 793	775 DOM. ELEC. NON-ELEC. EQUIPT	331 281	415 064	255 958
562 FERTILIZER, EXCEPT GRP272	9 583 105	193 808	119 606	776 TRANSISTORS, VALVES, ETC.	123 671	1 021 354	634 580
571 POLYMERS OF ETHYLENE	1 279 716	172 004	106 790	778 ELECTRIC. MACH. APPART. NES	414 229	1 767 731	1 096 125
572 POLYMERS OF STYRENE	462 245	98 384	60 897	781 PASS. MOTOR VEHCLS. EX. BUS	2 764 876	6 953 830	4 298 298
573 POLYMERS, VINYL CHLORIDE	1 198 466	208 013	128 872	782 GOODS, SPLCL TRANSPORT VEH	638 784	984 609	610 591
574 POLYACETAL, POLYCARBONATE	765 301	324 310	199 846	783 ROAD MOTOR VEHICLES NES	228 299	365 681	227 218
575 OTH. PLASTIC, PRIMARY FORM	2 251 486	615 623	381 002	784 PARTS, TRACTORS, MOTOR VEH	3 494 399	4 079 289	2 519 646
579 PLASTIC WASTE, SCRAP ETC	11 904	630	389	785 CYCLES, MOTORCYCLES ETC.	12 323	39 227	23 981
581 PLASTIC TUBE, PIPE, HOSE	71 841	102 670	62 433	786 TRAILERS, SEMI-TRAILR, ETC	156 325	110 951	69 060
582 PLASTIC PLATE, SHEETS, ETC	1 090 375	613 203	378 522	791 RAILWAY VEHICLES. EQUIPNT	27 737	94 575	56 950
583 MONOFILAMENT OF PLASTICS	276 444	136 388	84 409	792 AIRCRAFT, ASSOCD. EQUIPNT	14 435	522 420	323 554
591 INSECTICIDES, ETC.	115 675	152 509	93 565	793 SHIP, BOAT, FLOAT. STRUCTRS	18 503	7 296	4 416
592 STARCHES, INULIN, ETC.	502 189	92 844	57 447	800 CPL IND PLANT CHAP 90/94	63	622	385
593 EXPLOSIVES, PYROTECHNICS	3 985	12 902	8 006	811 PREFABRICATED BUILDINGS	1 807	1 504	942
597 PREPRD ADDITIVES, LIQUIDS	201 870	71 970	44 489	812 PLUMBNG, SANITRY, EQPT, ETC	64 398	73 084	45 160
598 MISC. CHEMICAL PRODTS. NES	1 720 222	600 342	370 841	813 LIGHTING FIXTURES ETC. NES	37 087	97 725	60 243
600 CPL IND PLANT CHAP 69-76	2 968	7 194	4 500	821 FURNITURE, CUSHIONS, ETC.	451 493	342 900	211 539
611 LEATHER	9 464	13 829	8 523	831 TRUNK, SUIT-CASES, BAG, ETC	6 458	24 580	15 195
612 MANUFACT. LEATHER ETC. NES	1 085	3 555	2 195	841 MENS. BOYS CLOTHING, X-KNIT	18 796	187 687	115 834
613 FURSKINS, TANNED, DRESSED	3 383	3 334	2 031	842 WOMEN, GIRL CLOTHING, XKNIT	22 149	361 932	222 310
621 MATERIALS OF RUBBER	110 430	102 547	63 570	843 MENS, BOYS CLOTHING, KNIT	1 842	7 766	4 803
625 RUBBER TYRES, TUBES, ETC.	363 812	261 030	161 711	844 WOMEN, GIRLS CLOTHING, KNIT	2 870	21 150	13 002
629 ARTICLES OF RUBBER, NES	79 141	170 734	105 364	845 OTHR. TEXTILE APPAREL, NES	17 993	123 668	76 603
633 CORK MANUFACTURES	514	2 166	1 336	846 CLOTHING ACCESSRS, FABRIC	4 495	26 139	16 281
634 VENEERS, PLYWOOD, ETC.	935 331	104 139	64 481	848 CLOTHING, NONXTL; HEADGEAR	3 027	21 334	13 188
635 WOOD MANUFACTURES, NES	159 809	24 998	15 477	851 FOOTWEAR	34 944	133 874	82 450
641 PAPER AND PAPERBOARD	8 162 471	1 270 658	790 295	871 OPTICAL INSTRUMENTS, NES	1 447	53 438	32 969
642 PAPER, PAPERBOARD, CUT ETC	1 213 379	462 417	286 992	872 MEDICAL INSTRUMENTS NES	12 803	138 337	85 512
651 TEXTILE YARN	649 203	494 490	305 228	873 METERS, COUNTERS, NES	5 603	62 850	38 782
652 COTTON FABRICS, WOVEN	74 515	139 794	86 158	874 MEASURE, CONTROL INSTRMNT	46 141	848 639	525 675
653 FABRICS, MAN-MADE FIBRES	133 742	290 243	179 519	881 PHOTOGRAPH APPAR. ETC. NES	10 399	150 553	93 587
654 OTH. TEXTILE FABRIC, WOVEN	17 452	42 916	26 463	882 PHOTO. CINEMATOGRPH. SUPPL	217 711	379 991	235 113
655 KNIT. CROCHET, FABRIC NES	17 867	46 711	28 681	883 CINE. FILM EXPOSD. DEVELOPD	10	88	57
656 TULLE, LACE, EMBROIDRY, ETC	4 544	23 323	14 422	884 OPTICAL GOODS NES	1 554	105 334	65 116
657 SPECIAL YARN, TXTL. FABRIC	248 206	236 036	145 978	885 WATCHES AND CLOCKS	8 446	83 805	51 878
658 TEXTILE ARTICLES NES	12 076	26 330	16 389	891 ARMS AND AMMUNITION	3 362	14 631	9 131
659 FLOOR COVERINGS, ETC.	34 416	34 310	21 169	892 PRINTED MATTER	765 547	325 479	200 617
661 LIME, CEMENT, CONSTR. MATRL	1 365 943	21 743	13 635	893 ARTICLES, NES, OF PLASTICS	692 725	608 313	376 260
662 CLAY, REFRCT. CONSTR. MATRL	269 997	44 163	27 278	894 BABY CARRIAGE, TOYS, GAMES	64 678	127 227	79 540
663 MINERAL MANUFACTURES, NES	380 601	201 975	124 886	895 OFFICE, STATIONERY SUPPLS	36 930	97 315	59 976
664 GLASS	687 757	186 227	115 518	896 WORKS OF ART, ANTIQUE ETC	294	39 032	24 122
665 GLASSWARE	326 600	79 638	49 276	897 GOLD, SILVERWARE, JEWEL NES	242	72 195	44 494
666 POTTERY	18 446	19 401	12 017	898 MUSICAL INSTRUMENTS, ETC.	150 964	370 839	230 652
667 PEARLS, PRECIOUS STONES	-	-	-	899 MISC MANUFCTRD GOODS NES	49 055	127 078	78 704
671 PIG IRON, SPIEGELEISN, ETC	105 695	22 060	13 543	941 COMPL IND PLANT CHAPT 99	1 035	765	462
672 INGOTS ETC. IRON OR STEEL	416 938	28 171	17 345	961 COIN NONGOLD NONCURRENT	59	2 314	1 467
673 FLAT-ROLLED IRON ETC.	4 750 956	348 576	216 277	971 GOLD, NONMONTRY EXCL ORES	18	28 385	17 871
674 FLAT-ROLLED PLATED IRON	2 963 329	318 913	198 688	972 MONETARY GOLD, GOLD COINS	8	1 583	1 034
675 FLAT-ROLLED, ALLOY STEEL	3 755 363	755 715	485 465				
676 IRON, STL. BAR, SHAPES ETC.	3 455 609	269 407	166 830				
677 RAILWAY TRACK IRON, STEEL	62 170	3 351	2 079				
678 WIRE OF IRON OR STEEL	71 636	22 722	14 044				
679 TUBES, PIPES, ETC. IRON, STL	1 215 237	260 743	161 560				
681 SILVER, PLATINUM, ETC.	600	43 296	26 716				
682 COPPER	631 192	352 518	217 340				
683 NICKEL	20 625	39 230	24 091				
684 ALUMINIUM	1 235 379	576 254	357 465				
685 LEAD	16 166	5 110	3 116				
686 ZINC	326 348	56 772	34 904				
687 TIN	4 564	3 702	2 269				
689 MISC. NON-FERR. BASE METAL	21 969	55 324	34 448				
691 METALLIC STRUCTURES NES	179 918	88 841	55 063				
692 CONTAINERS, STORAGE, TRNSP	200 748	144 594	89 947				
693 WIRE PRODUCTS EXCL. ELECT	135 028	59 498	36 757				
694 NATLS, SCREWS, NUTS, ETC.	146 142	142 387	87 922				
				IRELAND			
				IMPORTS	9 532 406	6 864 960	4 252 348
				001 LIVE ANIMALS	538	205	126
				011 BOVINE MEAT	109 341	86 521	52 957
				012 OTHER MEAT, MEAT OFFAL	174 768	59 112	36 547
				017 MEAT, OFFL, PRPDD, PRSVD, NES	10 446	8 447	5 243
				022 MILK AND CREAM	207 907	74 715	46 859
				023 BUTTER, OTHER FAT OF MILK	398 125	227 685	142 923
				024 CHEESE AND CURD	12 539	9 020	5 655
				034 FISH, FRESH, CHILLED, FROZVN	322 098	41 183	25 296
				035 FISH, DRIED, SALTED, SMOKED	11 110	2 047	1 258
				036 CRUSTACEANS, MOLLUSCS ETC	673	557	340
				037 FISH ETC. PREPRD, PRSVD. NES	40 818	7 009	4 257
				043 BARLEY, UNMILLED	28 700	1 111	654

7 IMPORTS AND EXPORTS (SPECIAL TRADE) BY COUNTRIES OF PRODUCTION AND CONSUMPTION AND BY GROUPS OF THE SITC-REV. III 1994

GROUP DESCRIPTION	DT = 100 KG	1 000 DM	1 000 \$	GROUP DESCRIPTION	DT = 100 KG	1 000 DM	1 000 \$
044 MAIZE UNMILLED	543	311	185	728 OTH.MACH,PTS,SPCL INDUST	22 119	19 603	12 079
048 CEREAL PREPARATIONS	24 177	3 686	2 262	731 METAL REMOVAL WORK TOOLS	266	521	329
054 VEGETABLES	6 192	1 348	819	733 MACH-TOOLS,METAL-WORKING	25	376	233
056 VEGETABLES,PRPD,PRSD,NES	220	461	287	735 PARTS,NES,FOR MACH-TOOLS	1 078	1 759	1 101
061 SUGARS,MOLASSES,HONEY	11 641	945	600	737 METALWORKING MACHNRY NES	61	627	393
062 SUGAR CONFECTIONERY	5 361	2 394	1 471	741 HEATING,COOLING EQUIP,PART	10 467	39 120	24 496
073 CHOCOLATE,OTH.COCOA PREP	312	116	72	742 PUMPS FOR LIQUIDS,PARTS	26 247	57 933	36 012
081 ANIMAL FEED STUFF	8 052	2 177	1 350	743 PUMPS NES,CENTRIFUGS ETC	844	6 021	3 715
098 EDIBLE PROD.PREPRNS,NES	215 391	1 040 279	644 635	744 MECHANICAL HANDLING EQUIP	1 433	3 141	1 942
111 NON-ALCOHOL.BEVERAGE,NES	2 920	323	198	745 OTH.NONELEC MCH,TOOL,NES	3 996	7 017	4 399
112 ALCOHOLIC BEVERAGES	235 354	91 278	56 695	746 BALL OR ROLLER BEARINGS	867	1 431	861
122 TOBACCO, MANUFACTURED	14 011	109 839	68 104	747 TAPS,COCKS,VALVES,ETC.	437	3 876	2 418
211 HIDES,SKINS(EX.FURS),RAW	378	103	62	748 TRANSMISSIONS PARTS,ETC	227	816	496
223 OILSEED(OTH.FIX.VEG.OIL)	12 246	492	284	749 NON-ELECT MACH. SHAFTS,ETC	2 981	9 288	5 837
232 SYNTHETIC RUBBER, ETC.	241	77	48	751 OFFICE MACHINES	29	869	552
246 WOOD IN CHIPS, PARTICLES	5 196	129	74	752 AUTOMATC.DATA PROC.EQUIP	30 910	794 088	492 366
266 SYNTHETIC FIBRES	157 624	40 215	25 043	759 PARTS,FOR OFFICE MACHINS	8 722	173 033	107 611
267 OTHER MAN-MADE FIBRES	12 652	58	37	761 TELEVISION RECEIVERS ETC	5 270	17 327	10 478
268 WOOL, OTHER ANIMAL HAIR	12 678	7 563	4 675	762 RADIO-BROADCAST RECEIVER	470	1 344	858
273 STONE, SAND AND GRAVEL	2 561 411	3 771	2 372	763 SOUND RECORDER,PHONOGRPH	347	2 503	1 564
277 NATURAL ABRASIVES, NES	36	56 794	35 182	764 TELECOMM.EQUIP,PARTS NES	7 164	32 509	56 837
278 OTHER CRUDE MINERALS	983 073	13 475	8 396	771 ELECT POWER MACHNY,PARTS	1 507	22 903	14 022
285 ALUMINIUM ORE,CONCTR.ETC	373 341	11 805	7 342	772 ELEC.SWITCH.RELAY.CIRCUT	19 200	165 359	102 265
287 ORE,CONCENTR.BASE METALS	553 024	22 292	13 535	773 ELECTR.DISTRIBT.EQPT NES	58 244	82 824	50 895
288 NON-FERROUS WASTE, SCRAP	9 721	2 453	1 552	774 ELECTRO-MEODL,XRAY EQUIP	7	267	164
289 PREC.METAL ORES,CONCTRYS	38	1 151	726	775 DOM.ELEC, NON-ELEC.EQUIPT	52 681	123 200	76 425
291 CRUDE ANIMAL MATERLS.NES	13 569	5 130	3 158	776 TRANSISTORS, VALVES,ETC.	203	38 842	24 023
292 CRUDE VEG.MATERLS, NES	1 026	22 662	13 698	778 ELECTRIC.MACH.APART NES	9 129	92 536	57 691
322 BRIQUETTES,LIGNITE,PEAT	4 359	94	55	781 PASS.MOTOR VEHCLS.EX.BUS	2 112	3 058	1 888
411 ANIMAL OILS AND FATS	3 617	818	500	782 GOODS, SPCL TRANSPORT VEH	68	82	48
511 HYDROCARBONS,NES,DERIVTS	46	168	105	784 PARTS,TRACTORS,MOTOR VEH	67 353	63 496	39 953
512 ALCOHOL,PHENOL,ETC.DERIV	2 495	233	148	786 TRAILERS,SEMI-TRAILR,ETC	2 035	1 022	623
513 CARBOXYLIC ACIDS,DERIVTS	52 645	60 196	36 895	792 AIRCRAFT, ASSOCTD.EQUIPNT	40	13 559	8 370
514 NITROGEN-FUNCT.COMPOUNDS	45 400	40 359	24 795	793 SHIP,BOAT,FLOAT.STRUCTRS	1 620	3 886	2 287
515 ORGANO-INORGANIC COMPNDS	8 039	229 447	143 087	811 PREFABRICATED BUILDINGS	13 357	5 894	3 550
516 OTHER ORGANIC CHEMICALS	322	8 045	5 066	812 PLUMBING,SANITRY,EQPT,ETC	19 818	6 685	4 151
522 INORGANIC CHEM.ELEMENTS	22 087	453	280	813 LIGHTING FIXTURES ETC.NES	56	404	250
523 METAL.SALTS, INORGAN.ACID	11 259	2 462	1 526	821 FURNITURE,CUSHIONS,ETC.	9 810	12 926	7 959
524 OTHER CHEMICAL COMPOUNDS	114	2 618	1 623	831 TRUNK,SUIT-CASES,BAG,ETC	5 330	4 443	2 752
525 RADIO-ACTIVE MATERIALS	54	46	30	841 MENS,BOYS CLOTHING,X-KNIT	479	2 598	1 626
531 SYNTH.COLOURS,LAKES,ETC.	7 581	6 135	3 884	842 WOMEN,GIRL CLOTHING,XKNIT	660	3 322	2 043
533 PIGMENTS, PAINTS, ETC.	4 503	88 248	54 906	843 MENS,BOYS CLOTHING,KNIT	7 008	23 090	14 208
541 MEDICINES,ETC.EXC.GRP542	80 786	356 954	224 163	844 WOMEN,GIRLS CLOTHING,KNIT	1 611	10 429	6 369
542 MEDICAMENTS	6 930	17 460	10 796	845 OTHR.TEXTILE APPAREL,NES	41 063	64 899	40 427
551 ESSNTL.OIL,PERFUME,FLAVR	81 441	130 832	80 724	846 CLOTHING ACCESSRS,FABRIC	947	5 544	3 438
553 PERFUMERY,COSMETICS,ETC.	4 575	4 493	2 830	848 CLOTHING,NONTXL;HEADGEAR	307	3 829	2 332
554 SOAP,CLEANERS,POLISH,ETC	811 360	13 418	8 281	851 FOOTWEAR	1 586	5 012	3 075
562 FERTILIZER,EXCEPT GRP272	388	401	249	857 OPTICAL INSTRUMENTS,NES	3	137	83
572 POLYMERS OF STYRENE	58	165	104	872 MEDICAL INSTRUMENTS NES	45 109	102 497	63 392
573 POLYMERS,VINYL CHLORIDE	1 740	1 162	722	873 METERS,COUNTERS,NES	272	1 734	1 095
574 POLYACETAL,POLYCARBONATE	39 433	27 164	16 838	874 MEASURE,CONTROL INSTRMNT	9 965	86 386	53 720
575 OTH.PLASTIC,PRIMARY FORM	395	72	44	881 PHOTOGRAPH APPAR.ETC.NES	117	1 180	723
579 PLASTIC WASTE, SCRAP ETC	3 393	12 647	7 873	882 PHOTO.CINEMATOGRPH.SUPPL	1 904	3 561	2 278
581 PLASTIC TUBE,PIPE,HOSE	15 995	40 318	25 462	884 OPTICAL GOODS NES	1 609	35 305	21 862
582 PLASTIC PLATE,SHEETS,ETC	410	2 136	1 302	892 PRINTED MATTER	3 813	12 587	7 731
591 INSECTICIDES, ETC.	24 185	34 726	21 714	893 ARTICLES,NES,OF PLASTICS	132 220	107 784	67 350
592 STARCHES,INULIN,ETC.	158	341	218	894 BABY CARRIAGE,TOYS,GAMES	36 548	37 331	23 139
597 PREPRD ADDITIVES,LIQUIDS	90 275	53 286	33 030	895 OFFICE,STATIONERY SUPPLS	775	4 874	3 009
598 MISC.CHEMICAL PRODS.NES	126	512	315	896 WORKS OF ART,ANTIQUE ETC	8	749	460
611 LEATHER	278	1 430	882	897 GOLD,SILVERWARE,JEWEL NES	658	20 091	12 440
612 MANUFACT. LEATHER ETC.NES	28 797	25 622	15 867	898 MUSICAL INSTRUMENTS,ETC.	59 905	563 100	343 952
621 MATERIALS OF RUBBER	73 294	60 054	37 364	899 MISC MANUFCTRD GOODS NES	7 878	68 917	41 881
625 RUBBER TYRES,ETC.	42 718	84 350	52 036	961 COIN NONGOLD NONCURRENT	3 388	7 494	4 551
629 ARTICLES OF RUBBER, NES	17 279	1 571	965				
634 VENEERS, PLYWOOD, ETC.	5 186	3 983	2 434	EXPORTS	7 836 745	3 171 126	1 950 436
635 WOOD MANUFACTURES, NES	1 275	655	406	001 LIVE ANIMALS	4 188	2 022	1 190
641 PAPER AND PAPERBOARD	4 343	2 703	1 684	011 BOVINE MEAT	232	164	104
642 PAPER,PAPERBOARD,CUT ETC	29 793	28 807	17 876	012 OTHER MEAT, MEAT OFFAL	357	155	89
651 TEXTILE YARN	6 896	6 775	4 219	016 MEAT,ED.OFFL,DRY,SLT,SMK	5 942	3 027	1 869
652 COTTON FABRICS, WOVEN	1 153	2 816	1 740	017 MEAT,OFFL,PRPD,PRSD,NES	1 232	1 764	764
653 FABRICS,MAN-MADE FIBRES	4 532	10 570	6 524	022 MILK AND CREAM	4 466	1 555	940
654 OTH.TEXTILE FABRIC,WOVEN	241	1 868	1 168	023 BUTTER,OTHER FAT OF MILK	6 983	5 151	3 233
656 TULLE,LACE,EMBROIDRY.ETC	2 079	8 760	5 415	024 CHEESE AND CURD	4 279	2 915	1 794
657 SPECIAL YARN,TXL.FABRIC	3 253	5 543	3 419	042 RICE	317	82	51
658 TEXTILE ARTICLES NES	14 931	10 308	6 375	047 OTHER CEREAL MEAL,FLOURS	905	63	40
659 FLOOR COVERINGS, ETC.	34 727	1 207	758	048 CEREAL PREPARATIONS	13 280	5 453	3 354
661 LIME,CEMENT,CONSTR.MATRL	47 601	5 118	3 199	054 VEGETABLES	3 487	1 338	802
662 CLAY,REFRCT.CONSTR.MATRL	3 377	7 994	4 894	056 VEGETABLES,PRPD,PRSD,NES	7 797	2 274	1 400
663 MINERAL MANUFACTURES,NES	5 217	4 074	2 521	057 FRUIT,NUTS EXCL.OIL NUTS	232	60	38
664 GLASS	541	687	410	058 FRUIT,PRESERVED,PREPARED	1 277	359	220
665 GLASSWARE	359	505	313	059 FRUIT,VEGETABLE JUICES	6 685	1 248	778
666 POTTERY	280	240	143	061 SUGARS,MOLASSES,HONEY	8 708	1 539	958
667 PEARLS,PRECIOUS STONES	709	32 368	19 836	062 SUGAR CONFECTIONERY	1 438	540	340
675 FLAT-ROLLED, ALLOY STEEL	226	51	31	071 COFFEE,COFFEE SUBSTITUTE	2 114	4 437	2 770
676 IRON,STL.BAR,SHAPES ETC.	2	3 007	3 721	073 CHOCOLATE,OTH.COCOA PREP	2 382	1 569	996
678 WIRE OF IRON OR STEEL	194	349	210	074 TEA AND MATE	572	130	78
679 TUBES,PIPES,ETC. IRON,STL	142	302	189	075 SPICES	900	1 010	623
681 SILVER,PLATINUM,ETC.	18 368	13 728	8 474	081 ANIMAL FEED STUFF	210 219	9 709	5 978
682 COPPER	8 584	8 039	5 046	098 EDIBLE PROD.PREPRNS,NES	29 066	9 889	6 089
683 NICKEL	1 160	447	277	111 NON-ALCOHOL.BEVERAGE,NES	3 888	638	406
684 ALUMINIUM	2 944	2 063	1 276	112 ALCOHOLIC BEVERAGES	29 253	4 864	3 255
691 METALLIC STRUCTURES NES	11 043	10 974	6 778	121 TOBACCO, UNMANUFACTURED	657	657	405
692 CONTAINERS,STORAGE,TRNSP	10 648	25 651	15 901	122 TOBACCO, MANUFACTURED	773	1 420	883
693 WIRE PRODUCTS EXCL.ELECT	801	3 343	2 080	211 HIDES,SKINS(EX.FURS),RAW	702	220	141
713 INTRNL COMBUS PSTN ENGIN	44 107	45 173	27 934	222 OILSEED(SFT.FIX.VEG.OIL)	298	94	56
714 ENGINES,MOTORS NON-ELECT	729	4 944	3 070	223 OILSEED(OTH.FIX.VEG.OIL)	1 065	89	58
716 ROTATING ELECTRIC PLANT	4	101	64	232 SYNTHETIC RUBBER, ETC.	5 728	1 048	629
718 OTH.PWR.GENRTNG MACHNRY	17 721	22 299	13 819	247 WOOD ROUGH,ROUGH SQUARED	352	50	30
721 AGRIC.MACHINES,EX.TRACTR	11 580	10 657	6 611	248 WOOD, SIMPLY WORKED	69 455	4 274	2 698
723 CIVIL ENGINEERING EQUIPT	7 959	5 487	3 455	251 PULP AND WASTE PAPER	638	158	101
724 TEXTILE, LEATHER MACHINES	10 139	5 371	3 315	266 SYNTHETIC FIBRES	61 206	19 733	12 163
725 PAPER,PULP MILL MACHINES	304	784	484	267 OTHER MAN-MADE FIBRES	72 870	4 723	2 928
726 PRINTNG,BOOKBINDNG MACHS	228	295	183	268 WOOL, OTHER ANIMAL HAIR	3 184	2 832	1 807
727 FOOD-PROCESS.MCH.NON DOM	953	414	252	269 WORN CLOTHING,TEXTL.ARTL	169	52	30
	34	122	74	273 STONE, SAND AND GRAVEL	83 207	331	206
				274 SULPHUR,UNRSTD,IRON PYRS	1 090	73	44
				277 NATURAL ABRASIVES, NES	121	10 256	6 412

7 IMPORTS AND EXPORTS (SPECIAL TRADE) BY COUNTRIES OF PRODUCTION AND CONSUMPTION AND BY GROUPS OF THE SITC-REV. III 1994

GROUP DESCRIPTION	DT = 100 KG	1 000 DM	1 000 \$	GROUP DESCRIPTION	DT = 100 KG	1 000 DM	1 000 \$
098 EDIBLE PROD.PREPRNTS,NES	264 347	109 508	67 187	684 ALUMINIUM	204 441	97 116	60 189
111 NON-ALCOHOL.BEVERAGE,NES	7 116	1 139	708	685 LEAD	349	57	34
112 ALCOHOLIC BEVERAGES	1 292 731	130 065	80 701	686 ZINC	291	155	96
122 TOBACCO, MANUFACTURED	24 685	102 887	63 471	689 MISC.NON-FERR.BASE METAL	336	150	94
211 HIDES,SKINS(EX.FURS),RAW	9 102	7 927	4 722	691 METALLIC STRUCTURES NES	546 085	152 305	94 889
212 FURSKINS, RAW	1 408	50 628	30 946	692 CONTAINERS, STORAGE, TRNSP	29 469	29 364	18 163
222 OILSEED(SFT.FIX VEG.OIL)	51 905	2 963	1 886	693 WIRE PRODUCTS EXCL.ELECT	8 652	3 122	1 943
223 OILSEED(OTH.FIX.VEG.OIL)	1 417	392	244	694 NAILS, SCREWS, NUTS, ETC.	63 975	34 696	21 430
232 SYNTHETIC RUBBER, ETC.	5 040	245	152	695 TOOLS	8 304	24 017	14 815
244 CORK,NATURAL,RAW;WASTE	257	287	172	696 CUTLERY	129	510	317
246 WOOD IN CHIPS, PARTICLES	195 183	1 812	1 115	697 HOUSEHOLD EQUIPMENT,NES	23 035	25 260	15 747
247 WOOD ROUGH,ROUGH SQUARED	133 015	4 406	2 712	699 MANUFACTCS.BASE METAL,NES	221 490	119 632	73 860
248 WOOD, SIMPLY WORKED	204 948	26 043	16 097	711 STEAM GENER. BOILERS, ETC.	9 090	12 786	8 083
251 PULP AND WASTE PAPER	633 221	20 645	12 912	712 STEAM TURBINES	57	308	193
263 COTTON	3 807	567	345	713 INTRNL COMBUS PSTN ENGIN	7 729	18 430	11 535
266 SYNTHETIC FIBRES	133 853	30 557	18 935	714 ENGINES,MOTORS NON-ELECT	2 833	49 573	30 945
267 OTHER MAN-MADE FIBRES	1 013	78	48	716 ROTATING ELECTRIC PLANT	58 737	114 282	70 808
268 WOOL, OTHER ANIMAL HAIR	250	170	102	718 OTH.POWR.GENRTNG.MACHNRY	9 600	28 519	18 095
269 WORN CLOTHING, TEXTL.ARTL	9 382	261	164	721 AGRIC. MACHINES, EX. TRACTR	92 147	95 359	58 886
272 FERTILIZERS, CRUDE	3 222	156	92	722 TRACTORS	260	315	199
273 STONE, SAND AND GRAVEL	8 651 177	18 003	11 255	723 CIVIL ENGINEERING EQUIPT	15 048	19 687	12 099
274 SULPHUR, UNRSTD. IRON PYRS	37 663	185	114	724 TEXTILE, LEATHER MACHINES	5 317	13 675	8 432
277 NATURAL ABRASIVES, NES	866	122	74	725 PAPER,PULP MILL MACHINES	2 568	5 484	3 445
278 OTHER CRUDE MINERALS	1 458 428	10 825	6 768	726 PRINTING, BOOKBINDNG MACHS	4 871	15 518	9 601
282 FERROUS WASTE AND SCRAP	1 303 154	31 219	19 236	727 FOOD-PROCESS.MCH.NON DOM	16 868	49 428	30 274
285 ALUMINIUM DRE, CONCTR. ETC	61	48	31	728 OTH.MACH,PTS, SPLCL INDUST	76 889	101 561	62 764
288 NON-FERROUS WASTE, SCRAP	311 855	70 208	43 764	731 METAL REMOVAL WORK TOOLS	3 147	14 957	9 581
289 PREC.METAL DRES, CONCTRITS	166	4 912	3 019	733 MACH-TOOLS, METAL-WORKING	8 630	12 112	7 439
291 CRUDE ANIMAL MATERIALS,NES	262 641	36 976	22 924	735 PARTS,NES, FOR MACH-TOOLS	2 746	7 638	4 777
292 CRUDE VEG.MATERIALS, NES	447 236	209 383	129 636	737 METALWORKING MACHNRY NES	3 185	12 340	7 646
322 BRIQUETTES, LIGNITE, PEAT	5 899	157	95	741 HEATING, COOLING EQUIP, PART	57 524	121 418	75 607
325 COKE, SEMI-COKE, RET. CARBN	32 067	938	585	742 PUMPS FOR LIQUIDS, PARTS	133 090	184 700	113 893
334 PETROLEUM PRODUCTS	7 522 579	176 337	108 549	743 PUMPS NES, CENTRIFUGS ETC	65 686	85 382	52 939
335 RESIDUAL PETROL. PRODUCTS	305 154	10 269	6 308	744 MECHANICAL HANDLNG EQUIP	95 245	171 122	104 515
351 ELECTRIC CURRENT	.	.	.	745 OTH.NONELEC MCH, TOOL,NES	29 607	61 101	37 514
411 ANIMAL OILS AND FATS	140 575	10 707	6 573	746 BALL OR ROLLER BEARINGS	467	786	472
421 FIXED VEG.FAT,OILS, SOFT	89 994	8 686	5 266	747 TAPS, COCKS, VALVES, ETC.	56 301	192 957	120 965
422 FIXED VEG.FAT,OILS, OTHER	45 018	6 844	4 233	748 TRANSMISSIONS SHAFTS ETC	23 819	47 912	30 274
431 ANIMAL, VEG. FATS, OILS, NES	153 830	22 767	14 002	749 NON-ELECT MACH. PARTS, ETC	6 751	45 841	28 236
511 HYDROCARBONS, NES, DERIVTS	3 139	307	180	751 OFFICE MACHINES	1 147	1 588	979
512 ALCOHOL, PHENOL, ETC. DERIV	19 731	2 213	1 371	752 AUTOMATC. DATA PROC. EQUIP	1 236	19 853	12 225
513 CARBOXYLIC ACIDS, DERIVTS	12 263	7 614	4 760	759 PARTS, FOR OFFICE MACHINS	1 450	25 868	15 945
514 NITROGEN-FUNCT. COMPOUNDS	10 526	7 266	4 514	761 TELEVISION RECEIVERS ETC	147	278	170
515 ORGANO-INORGANIC COMPNDS	5 287	16 316	9 999	762 RADIO-BROADCAST RECEIVER	276	1 005	517
516 OTHER ORGANIC CHEMICALS	94 330	91 888	56 663	763 SOUND RECORDER, PHONOGRPH	242	1 538	948
522 INORGANIC CHEM. ELEMENTS	20 859	2 298	1 430	764 TELECOMM. EQUIP. PARTS NES	43 430	84 451	52 039
523 METAL. SALTS, INORGAN. ACID	149 371	3 130	1 929	771 ELECT POWER MACHNY. PARTS	10 775	11 791	7 311
531 SYNTH. COLOURS, LAKES, ETC.	28 321	23 182	14 388	772 ELEC. SWITCH, RELAY, CIRCUIT	6 659	54 770	33 943
532 DYEING, TANNING MATERIALS	862	478	302	773 ELECTR DISTRIB. EQPT NES	17 331	12 774	7 962
533 PIGMENTS, PAINTS, ETC.	115 647	47 468	29 164	774 ELECTRO-MEDCL. XRAY EQUIP	1 658	26 255	16 195
541 MEDICINES, ETC. EXC. GRP542	13 592	57 882	35 893	775 DOM. ELEC. NON-ELEC. EQUIPT	136 159	105 649	65 879
542 MEDICAMENTS	7 124	178 980	110 915	776 TRANSISTORS, VALVES, ETC.	401	9 119	5 694
551 ESSENT. OIL, PERFUME, FLAVR	2 209	1 846	1 143	778 ELECTRIC MACH. APPART. NES	34 192	51 132	31 753
553 PERFUMERY, COSMETICS, ETC.	7 810	9 439	5 866	811 PASS. MOTOR VEHCLS. EX. BUS	30 199	59 817	36 669
554 SOAP, CLEANERS, POLISH, ETC	160 454	38 931	23 997	782 GOODS, SPLCL TRANSPORT VEH	9 679	5 177	3 213
562 FERTILIZER, EXCEPT GRP272	1 321 769	22 870	14 114	783 ROAD MOTOR VEHICLES NES	7 040	9 922	6 212
571 POLYMERS OF ETHYLENE	20 484	1 662	1 029	784 PARTS, TRACTORS, MOTOR VEH	158 346	102 524	63 370
572 POLYMERS OF STYRENE	3 342	1 089	680	785 CYCLES, MOTORCYCLES ETC.	4 867	20 639	12 678
573 POLYMERS, VINYL CHLORIDE	6 196	1 175	744	786 TRAILERS, SEMI-TRAILR, ETC	54 648	26 826	16 853
574 POLYACETAL, POLYCARBONATE	2 271	834	512	791 RAILWAY VEHICLES. EQUIPNT	2 080	5 821	3 632
575 OTH. PLASTIC, PRIMARY FORM	34 026	17 339	10 747	792 AIRCRAFT, ASSOCTD. EQUIPNT	3 068	38 843	24 033
579 PLASTIC WASTE, SCRAP ETC	11 034	788	483	793 SHIP, BOAT, FLDAT. STRUCTRS	62 431	10 258	6 302
581 PLASTIC TUBE, PIPE, HOSE	27 192	24 083	15 029	811 PREFABRICATED BUILDINGS	147 582	79 608	50 417
582 PLASTIC PLATE, SHEETS, ETC	99 180	46 513	28 828	812 PLUMBNG, SANITRY, EQPT. ETC	71 644	35 921	22 297
583 MONOFILAMENT OF PLASTICS	1 623	1 688	1 013	813 LIGHTING FIXTURES ETC. NES	22 535	50 588	31 890
591 INSECTICIDES, ETC.	5 302	4 030	2 427	821 FURNITURE, CUSHIONS, ETC.	1 250 476	848 802	523 709
592 STARCHES, INULIN, ETC.	128 872	23 360	14 450	831 TRUNK, SUIT-CASES, BAG, ETC	1 440	4 050	2 535
593 EXPLOSIVES, PYROTECHNICS	67	153	95	841 MENS, BOYS CLOTHNG, X-KNIT	8 544	54 884	34 827
597 PREPRD ADDITIVES, LIQUIDS	39 710	11 152	6 941	842 WOMEN, GIRL CLOTHNG, XKNIT	7 475	25 623	15 823
598 MISC. CHEMICAL PRODOTS. NES	262 298	55 118	33 960	843 MENS, BOYS CLOTHING, KNIT	1 016	6 849	4 225
611 LEATHER	3 234	4 364	2 694	844 WOMEN, GIRLS CLOTHNG. KNIT	6 196	43 609	26 897
612 MANUFACT. LEATHER ETC. NES	182	564	344	845 OTHR. TEXTILE APPAREL, NES	23 132	143 605	89 016
613 FURSKINS, TANNED, DRESSED	10 25	1 296	782	846 CLOTHING ACCESSRS, FABRIC	1 126	6 379	3 916
621 MATERIALS OF RUBBER	10 347	6 396	3 921	848 CLOTHNG, NONXTL; HEADGEAR	1 822	4 248	2 586
625 RUBBER TYRES, TUBES, ETC.	30 572	8 745	5 427	851 FOOTWEAR	6 417	31 995	19 911
629 ARTICLES OF RUBBER, NES	4 967	12 155	7 502	871 OPTICAL INSTRUMENTS, NES	39	1 533	950
633 CORK MANUFACTURES	671	268	168	872 MEDICAL INSTRUMENTS NES	38 754	99 106	62 095
634 VENEERS, PLYWOOD, ETC.	69 668	15 231	9 365	873 METERS, COUNTERS, NES	83	1 995	1 222
635 WOOD MANUFACTURES, NES	663 441	271 167	168 036	874 MEASURE, CONTROL INSTRMNT	13 748	173 363	108 461
641 PAPER AND PAPERBOARD	539 329	60 674	37 923	881 PHOTOGRAPH APPAR. ETC. NES	3 546	28 972	17 961
642 PAPER, PAPERBOARD, CUT ETC	443 390	112 263	69 420	882 PHOTO. CINEMATOGRPH. SUPPL	321	1 247	773
651 TEXTILE YARN	58 437	63 423	39 520	884 OPTICAL GOODS NES	13	2 425	1 506
652 COTTON FABRICS, WOVEN	3 561	6 447	3 975	885 WATCHES AND CLOCKS	88	1 710	1 062
653 FABRICS, MAN-MADE FIBRES	2 442	5 782	3 607	891 ARMS AND AMMUNITION	557	1 787	1 084
654 OTH. TEXTILE FABRIC, WOVEN	1 132	3 272	2 026	892 PRINTED MATTER	52 087	52 373	32 249
655 KNIT CROCHET FABRIC NES	3 042	7 179	4 439	893 ARTICLES, NES, OF PLASTICS	293 782	235 916	145 820
656 TULLE, LACE, EMBROIDRY, ETC	173	533	330	894 BABY CARRIAGE, TOYS, GAMES	77 140	260 402	162 009
657 SPECIAL YARN, TXTL. FABRIC	25 797	16 827	10 424	895 OFFICE, STATIONERY SUPPLS	1 786	6 300	3 889
658 TEXTILE ARTICLES NES	11 567	28 992	17 780	896 WORKS OF ART, ANTIQUE ETC	1 778	6 787	4 182
659 FLOOR COVERINGS, ETC.	48 211	49 018	30 094	897 GOLD, SILVERWARE, JEWEL NES	44	2 905	1 800
661 LIME, CEMENT, CONSTR. MATRL	5 383 010	61 353	38 237	898 MUSICAL INSTRUMTS, ETC.	10 991	47 130	29 147
662 CLAY, REFRACT. CONSTR. MATRL	2 136 459	43 219	26 857	899 MISC MANUFACTRD GOODS NES	13 664	43 450	26 891
663 MINERAL MANUFACTURES, NES	5 981 144	225 930	140 513	961 COIN NONGOLD NONCURRENT	74	74	44
664 GLASS	359 114	81 525	50 784	971 GOLD, NONMONEY EXCL DRES	1	3 150	1 963
665 GLASSWARE	110 684	13 506	8 398	972 MONETARY GOLD, GOLD COINS	80	80	48
666 POTTERY	6 569	8 030	5 011				
667 PEARLS, PRECIOUS STONES				EXPORTS	48 076 765	12 916 700	7 988 589
671 PIG IRON, SPIEGELEISN, ETC	4 947	451	281	001 LIVE ANIMALS	8 573	8 210	5 034
672 INGOTS ETC. IRON OR STEEL	94 052	4 958	3 045	011 BOVINE MEAT	217 789	136 912	84 234
673 FLAT-ROLLED IRON ETC.	793 236	49 896	30 945	012 OTHER MEAT, MEAT OFFAL	54 898	14 870	9 113
674 FLAT-ROLLED PLATED IRON	28 958	4 313	2 721	016 MEAT, ED. OFFL, DRY, SLT, SMK	11 041	7 344	4 499
675 FLAT-ROLLED, ALLOY STEEL	1 447	1 333	821	017 MEAT, OFFL, PRPD, PRSVD, NES	41 763	23 730	14 564
676 IRON, STL, BAR, SHAPES ETC.	742 813	44 256	27 396	022 MILK AND CREAM	216 817	33 371	20 444
677 RAILWAY TRACK IRON, STEEL	7 299	580	344	023 BUTTER, OTHER FAT OF MILK	33 495	16 748	10 074
678 WIRE OF IRON OR STEEL	2 254	492	309	024 CHEESE AND CURD	83 026	43 972	26 698
679 TUBES, PIPES, ETC. IRON, STL	316 890	73 665	45 840	025 EGGS, BIRDS, YOLKS, ALBUMIN	47 400	7 618	4 767
682 COPPER	4 369	4 743	2 998	034 FISH, FRESH, CHILLED, FROZN	79 424	15 640	9 601
683 NICKEL	73	98	60				

7 IMPORTS AND EXPORTS (SPECIAL TRADE) BY COUNTRIES OF PRODUCTION AND CONSUMPTION AND BY GROUPS OF THE SITC-REV. III 1994

GROUP DESCRIPTION	DT = 100 KG	1 000 DM	1 000 \$	GROUP DESCRIPTION	DT = 100 KG	1 000 DM	1 000 \$
035 FISH, DRIED, SALTED, SMOKED	1 105	1 175	712	633 CORK MANUFACTURES	882	1 259	768
036 CRUSTACEANS, MOLLUSCS ETC	2 541	2 943	1 813	634 VENEERS, PLYWOOD, ETC.	1 189 184	106 948	66 369
037 FISH ETC. PRPDP, PRSVD, NES	17 848	10 970	6 770	635 WOOD MANUFACTURES, NES	153 765	23 712	14 612
041 WHEAT, MESLIN, UNMILLED	932 043	30 981	19 002	641 PAPER AND PAPERBOARD	1 301 503	169 969	105 300
042 RICE	131 971	21 527	13 307	642 PAPER, PAPERBOARD, CUT ETC	682 984	198 491	122 178
043 BARLEY, UNMILLED	793 943	22 514	13 812	651 TEXTILE YARN	187 178	140 058	86 590
044 MAIZE UNMILLED	695 577	39 088	24 109	652 COTTON FABRICS, WOVEN	16 347	30 598	18 840
045 OTHER CEREALS, UNMILLED	39 983	2 442	1 511	653 FABRICS, MAN-MADE FIBRES	24 857	60 999	37 778
046 MEAL, FLOUR OF WHEAT, MSLN	572 712	27 653	17 097	654 OTH. TEXTILE FABRIC, WOVEN	5 004	7 394	4 572
047 OTHER CEREAL MEAL, FLOURS	193 513	8 867	5 466	655 KNIT, CROCHET, FABRIC, NES	10 419	20 201	12 452
048 CEREAL PREPARATIONS	434 837	79 778	49 299	656 TULLE, LACE, EMBROIDRY, ETC	2 772	13 456	8 316
054 VEGETABLES	171 301	19 429	11 968	657 SPECIAL YARN, TXTL, FABRIC	77 011	85 802	53 139
056 VEGETABLES, PRPDP, PRSVD, NES	171 440	34 845	21 745	658 TEXTILE ARTICLES NES	14 707	21 090	13 003
057 FRUIT, NUTS EXCL. OIL NUTS	288 213	48 454	29 875	659 FLOOR COVERINGS, ETC.	37 789	28 033	17 289
058 FRUIT, PRESERVED, PREPARED	54 026	20 258	12 585	661 LIME, CEMENT, CONSTR. MATRL	393 173	13 469	8 309
059 FRUIT, VEGETABLE JUICES	128 433	21 922	13 614	662 CLAY, REFRCT, CONSTR. MATRL	206 674	25 403	15 791
061 SUGARS, MOLLASSES, HONEY	847 544	34 462	21 332	663 MINERAL MANUFACTURES, NES	381 969	55 030	34 145
062 SUGAR CONFECTIONERY	27 946	14 026	8 691	664 GLASS	271 211	45 227	28 164
071 COFFEE, COFFEE SUBSTITUTE	31 228	16 893	10 581	665 GLASSWARE	160 609	37 544	23 223
072 COCOA	26 639	7 237	4 429	666 POTTERY	20 630	13 118	8 082
073 CHOCOLATE, OTH. COCOA PREP	78 918	51 149	31 788	667 PEARLS, PRECIOUS STONES			
074 TEA AND MATE	6 214	3 428	2 110	671 PIG IRON, SPIEGELEISN, ETC	29 708	3 481	2 133
075 SPICES	7 476	6 723	4 159	672 INGOTS ETC. IRON OR STEEL	34 057	2 725	1 703
081 ANIMAL FEED STUFF	3 258 684	131 848	81 285	673 FLAT-ROLLED IRON ETC.	1 327 944	106 170	66 053
091 MARGARINE AND SHORTENING	51 013	6 771	4 185	674 FLAT-ROLLED PLATED IRON	578 687	67 813	41 872
098 EDIBLE PROD. PREPRPTS, NES	163 604	54 836	33 853	675 FLAT-ROLLED, ALLOY STEEL	183 025	53 085	33 099
111 NON-ALCOHOL. BEVERAGE, NES	708 654	6 512	3 971	676 IRON, STL. BAR, SHAPES ETC.	966 114	97 215	60 380
112 ALCOHOLIC BEVERAGES	173 259	35 135	21 741	677 RAILWAY TRACK IRON, STEEL	9 746	3 642	2 220
122 TOBACCO, MANUFACTURED	2 792	8 414	5 208	678 WIRE OF IRON OR STEEL	140 167	17 121	10 697
211 HIDES, SKINS (EX. FURS), RAW	5 513	1 541	937	679 TUBES, PIPES, ETC. IRON, STL	828 103	144 688	89 727
212 FURSKINS, RAW	50	544	327	681 SILVER, PLATINUM, ETC.	177	6 390	3 929
222 OILSEED (SFT. FIX VEG. OIL)	481 287	24 579	14 759	682 COPPER	179 840	109 215	67 791
223 OILSEED (OTH. FIX. VEG. OIL)	11 691	701	431	683 NICKEL	455	1 342	844
231 NATURAL RUBBER, ETC.	3 689	881	544	684 ALUMINIUM	287 842	157 802	97 840
232 SYNTHETIC RUBBER, ETC.	25 378	6 368	3 934	685 LEAD	82 926	15 255	9 498
245 FUEL WOOD, WOOD CHARCOAL	92 308	1 037	629	686 ZINC	16 045	5 384	3 407
246 WOOD IN CHIPS, PARTICLES	52 851	732	457	687 TIN	415	568	350
247 WOOD ROUGH, ROUGH SQUARED	2 256 417	22 230	13 559	689 MISC. NON-FERR. BASE METAL	101	654	393
248 WOOD, SIMPLY WORKED	709 377	20 839	12 939	691 METALLIC STRUCTURES NES	304 162	56 828	35 333
251 PULP AND WASTE PAPER	983 788	20 478	12 861	692 CONTAINERS, STORAGE, TRNSP	154 016	78 415	48 620
261 SILK	270	227	134	693 WIRE PRODUCTS EXCL. ELECT	219 568	27 677	17 202
263 COTTON	1 393	291	176	694 NAILS, SCREWS, NUTS, ETC.	80 604	57 788	35 845
265 VEGETABLE TEXTILE FIBRES	147	151	90	695 TOOLS	31 532	105 850	65 397
266 SYNTHETIC FIBRES	13 802	4 909	3 013	696 CUTLERY	7 974	38 412	23 690
267 OTHER MAN-MADE FIBRES	3 310	225	141	697 HOUSEHOLD EQUIPMENT, NES	11 099	12 642	7 818
268 WOOL, OTHER ANIMAL HAIR	4 161	1 795	1 136	699 MANUFACT. BASE METAL, NES	223 445	206 446	127 548
269 WORN CLOTHING, TEXTL. ARTL	11 157	711	436	711 STEAM GENER. BOILERS, ETC.	6 653	4 541	2 804
272 FERTILIZERS, CRUDE	16 734	576	349	712 STEAM TURBINES	2 347	44 809	28 374
273 STONE, SAND AND GRAVEL	304 687	4 547	2 817	713 INTRNL COMBUS PSTN ENGIN	41 414	128 895	79 244
274 SULPHUR, UNRSTD. IRON PYRS	335 259	2 523	1 566	714 ENGINES, MOTORS NON-ELECT	2 277	79 348	48 560
277 NATURAL ABRASIVES, NES	5 555	952	589	716 ROTATING ELECTRIC PLANT	94 367	139 923	86 705
278 OTHER CRUDE MINERALS	1 674 855	17 546	10 832	718 OTH. POWR. GENERTRNG. MACHNRY	3 905	24 863	15 308
282 FERROUS WASTE AND SCRAP	685 172	10 237	6 242	721 AGRIC. MACHINES, EX. TRACTR	40 942	53 477	32 906
285 ALUMINIUM ORE, CONCTR, ETC	17 448	878	545	722 TRACTORS	37 071	51 104	31 970
288 NON-FERROUS WASTE, SCRAP	145 348	22 493	13 945	723 CIVIL ENGINEERING EQUIPT	39 049	56 115	34 905
291 CRUDE ANIMAL MATERLS, NES	24 509	10 825	6 706	724 TEXTILE, LEATHER MACHINES	13 378	40 972	25 473
292 CRUDE VEG. MATERIALS, NES	60 239	39 787	21 128	725 PAPER, PULP MILL MACHINES	4 109	15 569	9 630
321 COAL, NOT AGGLOMERATED	20 603	409	259	726 PRINTING, BOOKBINDING MACHS	14 928	69 277	43 098
322 BRIQUETTES, LIGNITE, PEAT	138 289	2 479	1 543	727 FOOD-PROCESS. MCH. NON DOM	5 847	33 958	21 028
325 COKE, SEMI-COKE, RET. CARBN	3 956	148	91	728 OTH. MACH. PRTS, SPCL INDUST	47 674	162 615	100 751
334 PETROLEUM PRODUCTS	3 080 511	81 608	50 963	731 METAL REMOVAL WORK TOOLS	17 423	52 652	32 826
335 RESIDUAL PETROL. PRODUCTS	820 036	32 775	20 459	733 MACH-TOOLS, METAL-WORKING	5 413	8 734	5 431
342 LIQUEFIED PROPANE, BUTANE	5 640	199	119	735 PARTS, NES, FOR MACH-TOOLS	2 411	18 445	11 459
344 PETROLEUM GASES, NES	.	.	.	737 METALWORKING MACHNRY NES	7 214	21 254	13 133
351 ELECTRIC CURRENT	.	.	.	741 HEATING, COOLING EQUIP, PART	30 470	86 778	53 325
411 ANIMAL OILS AND FATS	96 932	7 964	4 941	742 PUMPS FOR LIQUIDS, PARTS	17 289	71 627	44 378
421 FIXED VEG. FAT, OILS, SOFT	515 165	52 009	32 091	743 PUMPS NES, CENTRIFUGS ETC	149 475	215 445	133 371
422 FIXED VEG. FAT, OILS, OTHER	61 225	7 232	4 492	744 MECHANICAL HANDLING EQUIP	66 064	93 232	57 585
431 ANIMAL, VEG. FATS, OILS, NES	1 214 753	83 675	51 794	745 OTH. NONELEC MCH, TOOL, NES	21 499	104 281	64 166
511 HYDROCARBONS, NES, DERIVTS	34 839	8 916	5 504	746 BALL OR ROLLER BEARINGS	10 099	32 206	19 766
512 ALCOHOL, PHENOL, ETC. DERIV	275 591	45 620	28 127	747 TAPS, COCKS, VALVES, ETC.	33 650	109 542	67 584
513 CARBOXYLIC ACIDS, DERIVTS	134 365	26 522	16 397	748 TRANSMISSIONS SHAFTS ETC	76 269	132 630	82 242
514 NITROGEN-FUNCT. COMPOUNDS	73 445	26 103	16 168	749 NON-ELECT MACH. PARTS, ETC	30 192	65 477	40 471
515 ORGANO-INORGANIC COMPNDS	24 541	25 123	15 492	751 OFFICE MACHINES	8 619	43 584	27 006
516 OTHER ORGANIC CHEMICALS	60 218	18 279	11 280	752 AUTOMATC. DATA PROC. EQUIP	14 229	221 304	137 011
522 INORGANIC CHEM. ELEMENTS	849 564	49 118	30 391	759 PARTS, FOR OFFICE MACHINS	7 786	86 513	53 578
523 METAL. SALTS, INORGAN. ACID	940 066	44 730	27 753	761 TELEVISION RECEIVERS ETC	19 100	43 895	27 412
524 OTHER CHEMICAL COMPOUNDS	38 193	5 270	3 252	762 RADIO-BROADCAST RECEIVER	4 344	20 679	12 869
525 RADIO-ACTIVE MATERIALS	16	808	498	763 SOUND RECORDER, PHONOGRPH	7 420	51 905	31 794
531 SYNTH. COLOURS, LAKES, ETC.	16 360	49 394	30 443	764 TELECOMM. EQUIP, PARTS NES	11 510	201 296	124 905
532 DYEING, TANNING MATERIALS	4 124	2 324	1 439	771 ELECT POWER MACHNY. PARTS	22 959	47 969	29 710
533 PIGMENTS, PAINTS, ETC.	234 261	120 063	74 171	772 ELECT. SWITCH, RELAY, CIRCUIT	42 387	222 575	137 718
541 MEDICINES, ETC. EXC. GRP542	17 760	99 679	61 595	773 ELECTR. DISTRIB. EQPT NES	88 896	71 854	44 712
542 MEDICAMENTS	27 365	82 355	50 955	774 ELECTRO-MEDCL. XRAY EQUIP	1 046	29 088	18 032
551 ESSENTL. OIL, PERFUME, FLAVR	4 628	8 617	5 334	775 DOM. ELEC. NON-ELEC. EQUIPT	187 128	265 100	163 789
553 PERFUMERY, COSMETICS, ETC.	50 592	68 981	42 732	776 TRANSISTORS, VALVES, ETC.	12 332	80 745	50 373
554 SOAP, CLEANERS, POLISH, ETC	219 789	49 830	30 803	778 ELECTRIC. MACH. APPART. NES	85 166	247 033	152 660
562 FERTILIZER, EXCEPT GRP272	132 068	64 795	39 999	811 PASS. MOTOR VEHCLS. EX. BUS	486 235	767 772	476 462
571 POLYMERS OF ETHYLENE	474 917	63 174	39 133	822 GOODS, SPCL TRANSPORT VEH	136 996	207 471	128 955
572 POLYMERS OF STYRENE	147 203	44 480	27 548	783 ROAD MOTOR VEHICLES NES	46 074	76 322	47 658
573 POLYMERS, VINYL CHLORIDE	131 383	30 862	19 075	784 PARTS, TRACTORS, MOTOR VEH	148 285	256 776	158 538
574 POLYACETAL, POLYCARBONATE	208 269	80 912	50 077	785 CYCLES, MOTORCYCLES ETC.	12 694	29 008	17 853
575 OTH. PLASTIC, PRIMARY FORM	601 977	168 030	103 938	786 TRAILERS, SEMI-TRAILR, ETC	134 669	122 342	75 341
579 PLASTIC WASTE, SCRAP ETC	4 376	231	141	791 RAILWAY VEHICLES. EQUIPNT	9 594	26 154	16 186
581 PLASTIC TUBE, PIPE, HOSE	45 469	62 996	38 290	792 AIRCRAFT, ASSOCTD. EQUIPNT	318	15 983	9 650
582 PLASTIC PLATE, SHEETS, ETC	278 494	157 787	97 727	793 SHIP, BDAT, FLOAT. STRUCTRS	98 636	7 705	4 486
583 MONOFILAMENT OF PLASTICS	29 371	22 899	14 192	811 PREFABRICATED BUILDINGS	1 014	922	561
591 INSECTICIDES, ETC.	23 204	47 525	28 804	812 PLUMBNG, SANITRY, EQPT. ETC	19 591	27 947	17 062
592 STARCHES, INULIN, ETC.	136 230	29 945	18 453	813 LIGHTNING FIXTURES ETC. NES	10 599	26 214	16 218
593 EXPLOSIVES, PYROTECHNICS	1 824	5 642	3 479	821 FURNITURE, CUSHIONS, ETC.	89 596	64 127	39 515
597 PRPDP ADDITIVES, LIQUIDS	70 101	25 466	15 768	831 TRUNK, SUIT-CASES, BAG, ETC	2 973	10 509	6 474
598 MISC. CHEMICAL PRDCTS. NES	758 089	124 501	76 773	841 MENS, BOYS CLOTHNG, X-KNIT	3 647	38 734	23 979
611 LEATHER	6 356	9 786	6 017	842 WOMEN, GIRL CLOTHNG, XKNIT	8 604	76 627	47 169
612 MANUFACT. LEATHER ETC. NES	618	2 834	1 751	843 MENS, BOYS CLOTHING, KNIT	257	2 233	1 389
613 FURSKINS, TANNED, DRESSED	69	1 082	669	844 WOMEN, GIRLS CLOTHING, KNIT	1 244	10 627	6 577
621 MATERIALS OF RUBBER	29 933	26 350	16 386	845 OTHR. TEXTILE APPAREL, NES	3 819	29 528	18 191
625 RUBBER TYRES, TUBES, ETC.	63 876	47 527	29 632	846 CLOTHING ACCESSRS, FABRIC	1 509	12 095	7 548
629 ARTICLES OF RUBBER, NES	22 461	41 781	25 837	848 CLOTHING, NONTXL / HEADGEAR	1 927	9 471	5 870

7 IMPORTS AND EXPORTS (SPECIAL TRADE) BY COUNTRIES OF PRODUCTION AND CONSUMPTION AND BY GROUPS OF THE SITC-REV. III 1994

GROUP DESCRIPTION	DT = 100 KG	1 000 DM	1 000 \$	GROUP DESCRIPTION	DT = 100 KG	1 000 DM	1 000 \$
851 FOOTWEAR	14 086	57 231	35 307	664 GLASS	22 044	4 011	2 479
871 OPTICAL INSTRUMENTS,NES	367	14 476	8 872	665 GLASSWARE	498	2 205	1 127
872 MEDICAL INSTRUMENTS NES	8 797	55 579	34 376	666 POTTERY	5 723	2 237	1 359
873 METERS,COUNTERS,NES	5 399	18 459	11 334	671 PIG IRON,SPIEGELEISN,ETC	266 589	52 805	32 965
874 MEASURE,CONTROL INSTRMNT	10 682	180 277	111 536	673 FLAT-ROLLED IRON ETC.	43 961	4 054	2 465
881 PHOTOGRAPH APPAR.ETC.NES	2 243	28 094	17 320	674 FLAT-ROLLED PLATED IRON	28 018	3 158	1 964
882 PHOTO.CINEMATOGRPH.SUPPL	40 086	97 870	60 516	676 IRON,STL.BAR,SHAPES ETC.	1 762	99	63
883 CINE.FILM EXPOSD.DEVELOPD	6	105	64	677 RAILWAY TRACK IRON,STEEL	216	69	39
884 OPTICAL GOODS NES	610	43 652	26 998	678 WIRE OF IRON OR STEEL	15 101	2 010	1 248
885 WATCHES AND CLOCKS	1 139	15 501	9 593	679 TUBES,PIPES,ETC. IRON,STL	10 072	1 999	1 200
891 ARMS AND AMMUNITION	1 899	5 441	3 347	682 COPPER	79 159	39 272	24 435
892 PRINTED MATTER	260 583	131 476	81 335	684 ALUMINIUM	183 966	68 598	42 916
893 ARTICLES,NES,OF PLASTICS	225 435	169 518	104 864	691 METALLIC STRUCTURES NES	10 167	6 418	3 964
894 BABY CARRIAGE, TOYS,GAMES	20 701	36 913	22 898	692 CONTAINERS, STORAGE,TRNSP	1 558	448	286
895 OFFICE, STATIONERY SUPPLS	9 786	38 875	24 334	693 WIRE PRODUCTS EXCL.ELECT	313	73	45
896 WORKS OF ART,ANTIQUE ETC	19	6 681	4 005	694 NAILS, SCREWS,NUTS,ETC.	328	84	52
897 GOLD,SILVERWARE, JEWEL NES	146	22 033	13 684	695 TOOLS	105	172	104
898 MUSICAL INSTRUMENTS,ETC.	40 667	99 309	61 780	696 CUTLERY	84	217	138
899 MISC MANUFCTRD GOODS NES	80 778	67 247	41 628	697 HOUSEHOLD EQUIPMENT,NES	7 137	11 347	7 140
971 GOLD,NONMONTRY EXCL ORES	1	6 981	4 366	699 MANUFACTS.BASE METAL,NES	3 781	3 438	2 130
GREECE				712 STEAM TURBINES	106	2 200	1 401
IMPORTS	10 075 857	3 147 773	1 944 867	713 INTRNL COMBUS PSTN ENGIN	449	369	227
011 BOVINE MEAT	115	49	30	714 ENGINES,MOTORS NON-ELECT	2	321	191
012 OTHER MEAT, MEAT OFFAL	6 157	2 492	1 558	716 ROTATING ELECTRIC PLANT	612	1 447	837
017 MEAT,OFFL.PRPD,PRSD,NES	513	358	220	721 AGRIC.MACHINES,EX.TRACTR	165	231	139
022 MILK AND CREAM	14 116	6 457	4 031	723 CIVIL ENGINEERING EQUIPT	1 261	272	172
024 CHEESE AND CURD	75 760	74 012	45 738	724 TEXTILE,LEATHER MACHINES	208	4 234	2 647
034 FISH,FRESH,CHILLED,FROZN	4 050	5 574	3 444	725 PAPER,PULP MILL MACHINES	69	308	186
035 FISH,DRIED,SALTED,SMOKED	1 977	2 530	1 564	726 PRINTNG,BOOKBINDNG MACHS	49	153	97
036 CRUSTACEANS,MOLLUSCS ETC	2 836	442	270	727 FOOD-PROCESS.MCH.NON DOM	534	470	295
037 FISH ETC.PRPD,PRSD,NES	2 276	1 929	1 201	728 OTH.MACH,PTS,SPCL INDUST	621	503	314
041 WHEAT, MESLIN, UNMILLED	604 049	20 521	13 027	731 METAL REMOVAL WORK TOOLS	1 139	305	190
042 RICE	982	97	61	732 METALWORKING MACHNRY NES	1 529	1 056	661
043 BARLEY, UNMILLED	5 317	160	92	741 HEATING,COOLING EQUIP,PART	3 230	3 548	2 184
048 CEREAL PREPARATIONS	13 121	3 385	2 108	742 PUMPS FOR LIQUIDS,PARTS	56	245	152
054 VEGETABLES	502 717	106 395	63 857	743 PUMPS NES,CESTRIFUGS ETC	36	466	280
056 VEGETABLES,PRPD,PRSD,NES	280 241	51 751	31 928	744 MECHANICAL HANDLING EQUIP	243	469	289
057 FRUIT,NUTS EXCL.OIL NUTS	1 080 945	196 342	124 722	745 OTH.NONELEC MCH,TOOL,NES	367	1 796	1 117
058 FRUIT,PRESERVED,PREPARED	1 053 265	133 098	82 331	746 BALL OR ROLLER BEARINGS	14	54	33
059 FRUIT, VEGETABLE JUICES	12 763	1 986	1 235	747 TAPS,COCKS,VALVES,ETC.	833	1 502	934
061 SUGARS,MOLASSES,HONEY	2 444	740	434	748 TRANSMISSIONS SHAFTS ETC	95	167	108
062 SUGAR CONFECTIONERY	19 189	6 695	4 258	749 NON-ELECT MACH.PARTS,ETC	1 247	17 004	10 911
071 COFFEE,COFFEE SUBSTITUTE	374	497	309	752 AUTOMATC.DATA PROC.EQUIP	29	2 017	1 226
075 SPICES	703	480	297	759 PARTS,FOR OFFICE MACHINS	9	522	324
098 EDIBLE PROD.PREPRTRS,NES	17 087	4 039	2 467	763 SOUND RECORDER,PHONOGRPH	3	226	147
111 NON-ALCOHOL. BEVERAGE,NES	18 161	787	485	764 TELECOMM.EQUIP.PARTS NES	1 282	54 733	33 995
112 ALCOHOLIC BEVERAGES	352 022	106 940	66 570	771 ELECT POWER MACHNY,PARTS	165	807	497
121 TOBACCO, UNMANUFACTURED	100 114	62 632	37 730	772 ELEC SWITCH.RELAY.CIRCUT	9 458	33 538	20 733
122 TOBACCO, MANUFACTURED	56	63	39	773 ELECTR DISTRIB.EQPT NES	48 726	16 839	10 452
211 HIDES,SKINS(EX.FURS),RAW	43	93	53	774 ELECTRO-MEDCL,XRAY EQUIP	4	118	73
212 FURSKINS, RAW	12	329	204	775 DOM.ELEC, NON-ELEC.EQUIPT	4 650	4 463	2 750
223 OILSEED(OTH.FIX.VEG.OIL)	131	53	32	776 TRANSISTORS, VALVES,ETC.	8	946	581
248 WOOD, SIMPLY WORKED	2 150	376	230	778 ELECTRIC.MACH. APPART.NES	2 257	3 088	1 855
263 COTTON	192 465	32 088	19 835	781 PASS.MOTOR VEHCLS.EX.BUS	1 865	4 307	2 779
268 WOOL, OTHER ANIMAL HAIR	1 009	317	198	782 GOODS,SPCL TRANSPORT VEH	8 550	7 669	4 625
269 WORN CLOTHING,TEXTL.ARTL	2 530	552	334	783 ROAD MOTOR VEHICLES NES	302	396	229
273 STONE, SAND AND GRAVEL	14 848	859	531	784 PARTS,TRACTORS,MOTOR VEH	1 997	44 274	27 177
277 NATURAL ABRASIVES, NES	10 554	1 849	1 140	785 CYCLES,MOTORCYCLES ETC.	74	191	112
278 OTHER CRUDE MINERALS	2 579 288	30 193	18 811	786 TRAILERS,SEMI-TRAILR,ETC	1 879	2 111	737
282 FERROUS WASTE AND SCRAP	4 510	501	303	791 RAILWAY VEHICLES.EQUIPNT	193	371	229
285 ALUMINIUM ORE,CONCTR.ETC	65 160	492	314	792 AIRCRAFT,ASSOCTD.EQUIPNT	140	28 754	17 750
288 NON-FERROUS WASTE,SCRAP	31 173	5 691	3 516	793 SHIP,BOAT,FLOAT.STRUCTRS	86 378	2 610	1 576
289 PREC.METAL ORES,CONCRTS	1	1 461	931	813 LIGHTING FIXTURES ETC.NES	958	1 225	774
291 CRUDE ANIMAL MATERLS.NES	1 155	1 523	946	821 FURNITURE,CUSHIONS,ETC.	19 148	8 129	4 991
292 CRUDE VEG.MATERIALS, NES	3 201	2 171	1 358	831 TRUNK,SUIT-CASES,BAG,ETC	25	117	74
334 PETROLEUM PRODUCTS	225 051	5 697	3 832	841 MENS,BOYS CLOTHING,X-KNIT	11 672	54 241	33 344
421 FIXED VEG.FAT,OILS, SOFT	4 364	2 451	1 510	842 WOMEN,GIRL CLOTHING,XKNIT	49 148	288 898	177 885
431 ANIMAL,VEG.FATS,OILS,NES	751	65	40	843 MENS,BOYS CLOTHING,KNIT	20 576	74 476	46 022
512 ALCOHOL,PHENOL,ETC.DERIV	8 251	1 364	879	844 WOMEN,GIRLS CLOTHING,KNIT	32 365	151 577	93 618
516 OTHER ORGANIC CHEMICALS	221	110	846	845 OTHR.TEXTILE APPAREL,NES	146 988	594 530	365 468
531 SYNTH.COLOURS,LAKES,ETC.	1 134	1 643	999	848 CLOTHING ACCESSRS,FABRIC	6 180	24 753	15 066
533 PIGMENTS, PAINTS, ETC.	109	63	39	848 CLOTHING,NONXTL;HEADGEAR	2 347	127 583	79 472
541 MEDICINES,ETC.EXC.GRP542	7	61	36	851 FOOTWEAR	2 963	16 077	9 856
542 MEDICAMENTS	3 325	16 309	10 018	871 OPTICAL INSTRUMENTS,NES	89	8 135	5 037
551 ESSNTL.OIL,PERFUME,FLAVR	715	1 049	665	872 MEDICAL INSTRUMENTS NES	12	283	170
553 PERFUMERY,COSMETICS,ETC.	259	337	216	873 METERS,COUNTERS,NES	1 785	4 731	2 962
554 SOAP,CLEANERS,POLISH,ETC	360	113	69	874 MEASURE,CONTROL INSTRMNT	166	8 416	5 114
562 FERTILIZER,EXCEPT GRP272	55 000	1 227	722	881 PHOTOGRAPH APPAR.ETC.NES	15	1 371	869
571 POLYMERS OF ETHYLENE	297	60	34	882 PHOTO.CINEMATOGRPH.SUPPL	154	1 074	653
572 POLYMERS OF STYRENE	3 370	590	374	884 OPTICAL GOODS NES	4	9 424	5 439
573 POLYMERS,VINYL CHLORIDE	2 749	411	262	892 PRINTED MATTER	8 874	5 078	3 158
581 PLASTIC TUBE,PIPE,HOSE	20 936	9 109	5 616	893 ARTICLES,NES,OF PLASTICS	11 435	22 630	14 035
582 PLASTIC PLATE,SHEETS,ETC	4 875	2 205	1 355	894 BABY CARRIAGE,TOYS,GAMES	652	860	526
582 STARCHES, INULIN,ETC.	682	188	115	896 WORKS OF ART,ANTIQUE ETC	125	424	263
598 MISC.CHEMICAL PRDCTS.NES	1 103 515	14 764	9 127	897 GOLD,SILVERWARE, JEWEL NES	8	456	283
611 LEATHER	1 765	4 610	2 853	898 MUSICAL INSTRUMENTS,ETC.	55	243	150
613 FURSKINS,TANNED,DRESSED	465	12 926	7 905	899 MISC MANUFCTRD GOODS NES	2 818	5 649	3 497
625 RUBBER TYRES,TUBES,ETC.	18 904	11 140	6 895	EXPORTS	7 879 852	5 776 783	3 554 471
629 ARTICLES OF RUBBER, NES	8 091	4 018	2 529	001 LIVE ANIMALS	5 339	2 365	1 437
634 VENEERS, PLYWOOD, ETC.	35 969	7 554	4 704	011 BOVINE MEAT	191 056	113 404	69 889
635 WOOD MANUFACTURES, NES	5 521	673	416	012 OTHER MEAT, MEAT OFFAL	49 435	13 822	8 552
641 PAPER AND PAPERBOARD	672	128	80	016 MEAT,ED.OFFL,DRY,SLT,SMK	44	56	35
642 PAPER,PAPERBOARD,CUT ETC	904	657	393	017 MEAT,OFFL.PRPD,PRSD,NES	3 399	2 808	1 735
651 TEXTILE YARN	119 847	84 895	52 368	022 MILK AND CREAM	463 798	111 651	68 855
652 COTTON FABRICS, WOVEN	752	1 929	1 214	023 BUTTER,OTHER FAT OF MILK	5 319	3 928	2 437
653 FABRICS,MAN-MADE FIBRES	5 800	3 096	1 926	024 CHEESE AND CURD	153 437	106 608	65 691
654 OTH.TEXTILE FABRIC,WOVEN	90	282	177	025 EGGS,BIRDS,YOLKS,ALBUMIN	4 784	2 614	1 601
655 KNIT.CROCHET.FABRIC NES	4 817	6 134	3 803	034 FISH,FRESH,CHILLED,FROZN	1 000	389	237
656 TULLE,LACE,EMBROIDRY.ETC	162	2 725	1 680	035 FISH,DRIED,SALTED,SMOKED	814	500	302
657 SPECIAL YARN,XTL.FABRIC	3 957	2 626	1 489	037 FISH ETC.PRPD,PRSD,NES	13 328	8 317	5 136
658 TEXTILE ARTICLES NES	38 757	48 818	30 136	041 WHEAT, MESLIN, UNMILLED	429 840	13 857	8 644
659 FLOOR COVERINGS, ETC.	4 497	4 300	2 637	042 RICE	9 103	3 094	1 909
661 LIME,CEMENT,CONSTR.MATRL	101 705	14 474	8 982	044 MAIZE UNMILLED	319	119	70
662 CLAY,REFRCT.CONSTR.MATRL	10 143	875	536	046 MEAL.FLOUR OF WHEAT,MSLN	1 500	116	70
663 MINERAL MANUFACTURES,NES	5 665	12 667	7 785	048 CEREAL PREPARATIONS	43 386	21 418	13 170
				054 VEGETABLES	64 737	3 235	1 933

7 IMPORTS AND EXPORTS (SPECIAL TRADE) BY COUNTRIES OF PRODUCTION AND CONSUMPTION AND BY GROUPS OF THE SITC-REV. III 1994

GROUP DESCRIPTION	DT = 100 KG	1 000 DM	1 000 \$	GROUP DESCRIPTION	DT = 100 KG	1 000 DM	1 000 \$
056 VEGETABLES,PRPD,PRSD,NES	15 111	3 413	2 106	674 FLAT-ROLLED PLATED IRON	214 669	21 375	13 077
057 FRUIT,NUTS EXCL.OIL NUTS	19 271	5 958	3 770	675 FLAT-ROLLED, ALLOY STEEL	68 441	16 874	10 325
058 FRUIT,PRESERVED,PREPARED	13 955	5 465	3 384	676 IRON,STL,BAR,SHAPES ETC.	68 334	7 423	4 623
059 FRUIT,VEGETABLE JUICES	24 768	5 241	3 238	677 RAILWAY TRACK IRON,STEEL	2 768	1 945	1 257
061 SUGARS,MOLASSES,HONEY	5 582	1 390	855	678 WIRE OF IRON OR STEEL	6 182	1 000	627
062 SUGAR CONFECTIONERY	11 516	6 502	4 004	679 TUBES,PIPES,ETC.IRON,STL	75 715	11 776	7 346
071 COFFEE,COFFEE SUBSTITUTE	18 033	14 964	9 245	681 SILVER,PLATINUM,ETC.	418	12 382	7 597
072 COCOA	4 299	1 987	1 214	682 COPPER	28 338	17 951	11 132
073 CHOCOLATE,OTH.COCOA PREP	33 091	21 664	13 501	683 NICKEL	171	616	385
075 SPICES	439	378	228	684 ALUMINIUM	94 354	36 790	22 643
081 ANIMAL FEED STUFF	68 654	11 304	7 027	685 LEAD	9 515	944	579
091 MARGARINE AND SHORTENING	17 553	2 549	1 595	686 ZINC	2 276	513	306
098 EDIBLE PROD.PREPRINS,NES	40 936	29 384	18 133	687 TIN	505	756	456
111 NON-ALCOHOL.BEVERAGE,NES	37 743	6 016	3 691	689 MISC.NON-FERR.BASE METAL	1 397	3 280	2 022
112 ALCOHOLIC BEVERAGES	120 552	19 933	12 196	691 METALLIC STRUCTURES NES	39 273	15 507	9 604
121 TOBACCO, UNMANUFACTURED	14 161	16 276	10 111	692 CONTAINERS,STORAGE,TRNSP	4 918	5 822	3 586
122 TOBACCO, MANUFACTURED	48 348	92 868	57 488	693 WIRE PRODUCTS EXCL.ELECT	8 569	4 824	2 924
211 HIDES,SKINS(EX.FURS),RAW	2 095	642	390	694 NAILS,SCREWS,NUTS,ETC.	6 642	6 806	4 226
212 FURSKINS, RAW	285	7 847	4 827	695 TOOLS	8 917	22 214	13 690
223 OILSEED(OTH.FIX.VEG.OIL)	1 050	141	87	696 CUTLERY	3 342	17 275	10 700
231 NATURAL RUBBER, ETC.	2 377	470	305	697 HOUSEHOLD EQUIPMENT,NES	7 777	14 804	9 144
232 SYNTHETIC RUBBER, ETC.	11 282	3 693	2 260	699 MANUFACTS.BASE METAL,NES	34 859	45 858	28 338
248 WOOD, SIMPLY WORKED	5 809	1 362	846	711 STEAM GENER. BOILERS,ETC.	1 134	1 108	673
251 PULP AND WASTE PAPER	24 865	1 168	727	712 STEAM TURBINES	20	1 335	792
263 COTTON	182	166	104	713 INTRNL COMBUS PSTN ENGIN	10 916	39 441	24 336
265 VEGETABLE TEXTILE FIBRES	1 478	149	94	714 ENGINES,MOTORS NON-ELECT	11	1 049	667
266 SYNTHETIC FIBRES	30 472	9 299	5 763	716 ROTATING ELECTRIC PLANT	5 317	11 190	6 914
267 OTHER MAN-MADE FIBRES	25 052	12 749	7 821	718 OTH.POWR.GENRTNG.MACHNRY	235	1 219	755
268 WOOL, OTHER ANIMAL HAIR	10 593	11 484	7 055	721 AGRIC.MACHINES,EX.TRACTR	7 152	10 493	6 460
269 WORN CLOTHING,TEXTL.ARTL	1 805	363	218	722 TRACTORS	5 246	4 330	2 669
273 STONE, SAND AND GRAVEL	7 191	342	211	723 CIVIL ENGINEERING EQUIPT	30 740	12 992	8 044
277 NATURAL ABRASIVES, NES	5	10 689	6 634	724 TEXTILE,LEATHER MACHINES	19 520	61 400	37 784
288 OTHER CRUDE MINERALS	31 137	1 587	982	725 PAPER,PULP MILL MACHINES	1 811	6 707	4 192
285 ALUMINIUM ORE,CONCTR.ETC	735	115	71	726 PRINTNG,BOOKBINDNG MACHS	5 109	25 141	15 213
288 NON-FERROUS WASTE,SCRAP	576	96	56	727 FOOD-PROCESS.MCH.NON DOM	4 024	15 642	9 035
291 CRUDE ANIMAL MATERLS,NES	4 342	1 662	1 020	728 OTH.MACH,PTS,SPCL INDUST	14 620	45 986	28 603
292 CRUDE VEG.MATERIALS,NES	2 564	2 614	1 599	731 METAL REMOVAL WORK TOOLS	4 703	2 812	1 726
322 BRIQUETTES,LIGNITE,PEAT	119 931	2 162	1 326	733 MACH-TOOLS,METAL-WORKING	6 966	5 446	3 466
334 PETROLEUM PRODUCTS	319 624	23 354	14 607	735 PARTS,NES,FOR MACH-TOOLS	1 141	2 589	1 626
335 RESIDUAL PETROL. PRODUCTS	18 502	2 291	1 418	737 METALWORKING MACHNRY,NES	3 323	7 684	4 687
342 LIQUEFIED PROPANE,BUTANE	1 431	177	111	741 HEATING,COOLNG EQUIP,PART	16 704	37 683	23 200
411 ANIMAL OILS AND FATS	4 348	801	503	742 PUMPS FOR LIQUIDS,PARTS	9 247	27 188	16 853
421 FIXED VEG.FAT,OILS, SOFT	229	99	60	743 PUMPS NES,CENTRIFUGS ETC	18 812	51 715	32 033
422 FIXED VEG.FAT,OILS,OTHER	11 371	1 356	826	744 MECHANICAL HANDLNG EQUIP	15 276	16 827	10 351
431 ANIMAL,VEG.FATS,OILS,NES	32 166	5 290	3 267	745 OTH.NONELEC MCH,TOOL,NES	7 920	44 065	27 377
511 HYDROCARBONS,NES,DERIVTS	97 355	11 056	6 910	746 BALL OR ROLLER BEARINGS	4 851	14 700	9 120
512 ALCOHOL,PHENOL,ETC.DERIV	44 895	11 797	7 149	747 TAPS,COCKS,VALVES,ETC.	7 527	31 915	19 698
513 CARBOXYLIC ACIDS,DERIVTS	104 694	18 597	11 644	748 TRANSMISSIONS SHAFTS ETC	5 559	16 450	10 196
514 NITROGEN-FUNCT.COMPOUNDS	17 811	23 525	14 462	749 NON-ELECT MACH.PARTS,ETC	805	7 566	4 684
515 ORGANO-INORGANIC COMPOUNDS	14 939	30 712	18 777	751 OFFICE MACHINES	2 366	13 091	8 029
516 OTHER ORGANIC CHEMICALS	13 944	5 443	3 345	752 AUTOMATC.DATA PROC.EQUIP	6 052	61 046	37 676
522 INORGANIC CHEM.ELEMENTS	36 371	9 645	5 944	759 PARTS,FOR OFFICE MACHINS	1 507	17 767	11 035
523 METAL,SALTS,INORGAN.ACID	115 755	12 088	7 460	761 TELEVISION RECEIVERS ETC	10 540	25 695	15 884
524 OTHER CHEMICAL COMPOUNDS	5 399	2 292	1 388	762 RADIO-BROADCAST RECEIVER	2 179	12 813	7 919
525 RADIO-ACTIVE MATERIALS	9	1 495	921	763 SOUND RECORDER,PHONOGRPH	2 227	13 639	8 448
531 SYNTH.COLOURS,LAKES,ETC.	7 205	17 286	10 634	764 TELECOMM.EQUIP,PARTS NES	6 686	150 310	91 628
532 DYEING,TANNING MATERIALS	8 089	1 666	1 021	771 ELECT POWER MACHNY.PARTS	7 940	16 009	10 017
533 PIGMENTS, PAINTS, ETC.	130 726	65 060	40 084	772 ELEC.SWITCH.RELAY.CIRCUT	17 919	79 500	49 266
541 MEDICINES,ETC.EXC.GRP542	4 878	48 963	30 189	773 ELECTR.DISTRIB.EQPT NES	11 776	15 349	9 519
542 MEDICAMENTS	12 799	126 195	77 976	774 ELECTRO-MEDCL,XRAY EQUIP	1 385	18 535	11 413
551 ESSNTL.OIL,PERFUME,FLAVR	3 324	8 034	4 944	775 DOM.ELEC.NON-ELEC.EQUIPT	116 808	161 087	99 465
553 PERFUMERY,COSMETICS,ETC.	26 639	34 723	21 555	776 TRANSISTORS,VALVES,ETC.	649	25 400	16 006
554 SOAP,CLEANERS,POLISH,ETC	119 563	37 269	23 105	778 ELECTRIC.MACH.APART.NES	35 454	83 205	51 437
562 FERTILIZER,EXCEPT GRP272	214 412	7 554	4 484	781 PASS.MOTOR VEHCLS.EX.BUS	159 406	332 384	204 479
571 POLYMERS OF ETHYLENE	121 668	15 218	9 438	782 GOODS,SPCL TRANSPORT VEH	156 512	89 561	55 095
572 POLYMERS OF STYRENE	33 417	6 400	3 977	783 ROAD MOTOR VEHICLES NES	55 624	111 209	66 757
573 POLYMERS,VINYL CHLORIDE	16 531	3 250	2 020	784 PARTS,TRACTORS,MOTOR VEH	74 442	132 842	82 035
574 POLYACETAL,POLYCARBONATE	38 185	10 921	6 764	785 CYCLES,MOTORCYCLES ETC.	801	3 117	1 906
575 OTH.PLASTIC,PRIMARY FORM	162 251	52 258	32 415	786 TRAILERS,SEMI-TRAILR,ETC	28 663	12 020	7 463
579 PLASTIC WASTE, SCRAP ETC	43 067	1 538	968	791 RAILWAY VEHICLES.EQUIPNT	2 823	7 641	4 719
581 PLASTIC TUBE,PIPE,HOSE	12 010	16 216	10 000	792 AIRCRAFT,ASSOCTD.EQUIPNT	82	20 821	13 200
582 PLASTIC PLATE,SHEETS,ETC	65 530	39 454	24 505	793 SHIP,BOAT,FLOAT.STRUCTRS	13	86	53
583 MONOFILAMENT OF PLASTICS	21 081	13 952	8 677	811 PREFABRICATED BUILDINGS	81	69	44
591 INSECTICIDES, ETC.	21 043	35 512	21 581	812 PLUMBNG,SANITRY,EQPT.ETC	26 967	11 111	6 990
592 STARCHES,INULIN,ETC.	68 935	19 641	12 168	813 LIGHTNG FIXTURES ETC.NES	3 221	7 723	4 746
593 EXPLOSIVES,PYROTECHNICS	173	273	165	821 FURNITURE,CUSHIONS,ETC.	36 157	23 371	14 388
597 PREPRD ADDITIVES,LIQUIDS	25 935	10 296	6 403	831 TRUNK,SUIT-CASES,BAG,ETC	391	1 779	1 089
598 MISC.CHEMICAL PRDTS,NES	172 192	54 145	33 378	841 MENS,BOYS CLOTHNG,X-KNIT	1 276	15 784	9 850
611 LEATHER	5 879	4 385	2 697	842 WOMEN,GIRL CLOTHNG,XKNIT	4 023	41 522	25 654
612 MANUFACT.LEATHER ETC.NES	118	566	352	843 MENS,BOYS CLOTHNG,KNIT	1 657	6 271	3 865
613 FURSKINS,TANNED,DRESSED	3 506	105 434	65 069	844 WOMEN,GIRLS CLOTHNG,KNIT	2 179	9 975	6 159
621 MATERIALS OF RUBBER	6 637	6 016	3 730	845 OTHR.TEXTILE APPAREL,NES	3 840	28 736	17 701
625 RUBBER TYRES,TUBES,ETC.	42 236	30 282	18 798	846 CLOTHING ACCESSRS,FABRIC	3 904	16 770	10 412
629 ARTICLES OF RUBBER, NES	5 267	12 922	8 012	848 CLOTHNG,NONTXTL;HEADGEAR	2 295	19 100	11 942
633 CORK MANUFACTURES	49	108	60	851 FOOTWEAR	1 587	6 511	4 001
634 VENEERS, PLYWOOD, ETC.	114 768	20 379	12 659	871 OPTICAL INSTRUMENTS,NES	713	84 931	53 792
635 WOOD MANUFACTURES, NES	16 073	5 021	3 117	872 MEDICAL INSTRUMENTS NES	1 882	29 916	18 430
641 PAPER AND PAPERBOARD	501 485	82 195	51 023	873 METERS,COUNTERS,NES	923	4 721	2 937
642 PAPER,PAPERBOARD,CUT ETC	214 438	103 237	63 712	874 MEASURE,CONTROL INSTRMNT	3 644	67 938	42 139
651 TEXTILE YARN	75 296	66 984	41 307	881 PHOTOGRAPH APPAR.ETC.NES	1 582	17 704	10 867
652 COTTON FABRICS, WOVEN	21 514	44 616	27 460	882 PHOTO.CINEMATOGRPH.SUPPL	17 583	35 316	21 859
653 FABRICS,MAN-MADE FIBRES	45 762	137 314	84 516	884 OPTICAL GOODS NES	134	8 859	5 524
654 OTH.TEXTILE FABRIC,WOVEN	8 080	37 061	22 977	885 WATCHES AND CLOCKS	606	11 980	7 376
655 KNIT,CROCHET.FABRIC NES	15 580	39 777	24 485	891 ARMS AND AMMUNITION	2 186	9 132	5 750
656 TULLE,LACE,EMBRIDRY.ETC	2 079	11 581	7 091	892 PRINTED MATTER	34 154	46 073	28 684
657 SPECIAL YARN,XTXL.FABRIC	24 682	32 225	19 970	893 ARTICLES,NES,OF PLASTICS	54 971	49 669	30 678
658 TEXTILE ARTICLES NES	3 623	6 721	4 127	894 BABY CARRIAGE,TOYS,GAMES	7 420	25 010	15 575
659 FLOOR COVERINGS, ETC.	7 112	12 785	7 789	895 OFFICE,STATIONERY SUPPLS	3 319	14 660	9 100
661 LIME,CEMENT,CONSTR.MATRL	1 601	285	174	896 WORKS OF ART,ANTIQUE ETC	3	116	75
662 CLAY,REFRCT.CONSTR.MATRL	68 283	11 163	6 886	897 GOLD,SILVERWARE,JEWEL NES	235	6 969	4 327
663 MINERAL MANUFACTURES,NES	28 931	12 919	7 984	898 MUSICAL INSTRUMENTS,ETC.	4 156	21 349	13 215
664 GLASS	52 840	8 557	5 259	899 MISC MANUFCTRD GOODS NES	9 060	35 469	21 873
665 GLASSWARE	25 050	16 558	10 177	941 COMPL IND PLANT CHAPT 99	19	67	40
666 POTTERY	7 893	8 469	5 203	971 GOLD,NONMONTY EXCL ORES	2	4 734	2 851
667 PEARLS,PRECIOUS STONES
671 PIG IRON, SPIEGELEISN,ETC	20 484	1 009	613
672 INGOTS ETC.IRON OR STEEL	3 178	320	202
673 FLAT-ROLLED IRON ETC.	118 192	8 728	5 283

7 IMPORTS AND EXPORTS (SPECIAL TRADE) BY COUNTRIES OF PRODUCTION AND CONSUMPTION AND BY GROUPS OF THE SITC-REV. III 1994

GROUP DESCRIPTION	DT = 100 KG	1 000 DM	1 000 \$	GROUP DESCRIPTION	DT = 100 KG	1 000 DM	1 000 \$			
PORTUGAL				714 ENGINES, MOTORS NON-ELECT				3	47	30
IMPORTS				716 ROTATING ELECTRIC PLANT				2 222	6 982	4 309
022 MILK AND CREAM	4 436	1 687	984	721 AGRIC. MACHINES, EX. TRACTR	3 342	1 489	923			
023 BUTTER, OTHER FAT OF MILK	3 181	1 889	1 160	723 CIVIL ENGINEERING EQUIPT	589	413	246			
034 FISH, FRESH, CHILLED, FROZN	638	246	154	724 TEXTILE, LEATHER MACHINES	6 724	52 837	32 404			
036 CRUSTACEANS, MOLLUSCS ETC	55	53	32	725 PAPER, PULP MILL MACHINES	303	292	180			
037 FISH ETC. PREPD, PRSVD, NES	25 139	11 489	7 070	726 PRINTNG, BOOKBINDNG MACHS	352	1 225	749			
048 CEREAL PREPARATIONS	5 929	2 549	1 626	727 FOOD-PROCESS. MCH. NON DOM	33	122	74			
054 VEGETABLES	51 035	5 806	3 593	728 OTH. MACH, PTS, SPCL INDUST	27 157	14 205	8 905			
056 VEGETABLES, PRPD, PRSVD, NES	32 991	4 935	2 988	731 METAL REMOVAL WORK TOOLS	133	590	347			
057 FRUIT, NUTS EXCL. OIL NUTS	9 854	3 600	2 184	733 MACH-TOOLS, METAL-WORKING	2 349	1 547	941			
058 FRUIT, PRESERVED, PREPARED	3 689	863	411	735 PARTS, NES, FOR MACH-TOOLS	207	1 345	845			
059 FRUIT, VEGETABLE JUICES	20 648	2 240	1 388	737 METALWORKING MACHNRY NES	415	668	419			
061 SUGARS, MOLASSES, HONEY	2 394	209	130	741 HEATING, COOLNG EQUIP, PART	11 695	18 078	11 182			
071 COFFEE, COFFEE SUBSTITUTE	296	200	125	742 PUMPS FOR LIQUIDS, PARTS	1 453	2 058	1 277			
098 EDIBLE PROD. PREPRTNS, NES	1 249	230	143	743 PUMPS, NES, CENTRIFUGS ETC	3 627	4 835	2 980			
111 NON-ALCOHOL. BEVERAGE, NES	1 192	58	36	744 MECHANICAL HANDLING EQUIP	14 017	9 842	6 186			
112 ALCOHOLIC BEVERAGES	92 254	37 538	23 194	745 OTH. NONELEC MCH, TOOL, NES	1 043	3 015	1 855			
211 HIDES, SKINS (EX. FURS), RAW	919	125	746 BALL OR ROLLER BEARINGS	3 977	17 253	10 970				
232 SYNTHETIC RUBBER, ETC.	2 697	116	72	747 TAPS, COCKS, VALVES, ETC.	1 724	3 895	2 400			
244 CORK, NATURAL, RAW, WASTE	35 388	7 123	4 442	748 TRANSMISSIONS SHAFTS ETC	2 686	2 461	1 525			
248 WOOD, SIMPLY WORKED	15 366	3 863	2 314	749 NON-ELECT MACH, PARTS, ETC	10 491	18 945	11 867			
251 PULP AND WASTE PAPER	2 106 967	170 975	106 978	751 OFFICE MACHINES	2 089	5 121	3 224			
265 VEGETABLE TEXTILE FIBRES	1 036	207	130	752 AUTOMATC. DATA PROC. EQUIP	127	1 465	906			
266 SYNTHETIC FIBRES	391	121	762	759 PARTS, FOR OFFICE MACHINS	481	2 321	1 455			
268 WOOL, OTHER ANIMAL HAIR	426	339	209	761 TELEVISION RECEIVERS ETC	392	1 608	1 006			
273 STONE, SAND AND GRAVEL	60 054	3 425	2 128	762 RADIO-BROADCAST RECEIVER	24 609	343 938	213 886			
278 OTHER CRUDE MINERALS	2 305	300	184	763 SOUND RECORDER, PHONOGRPH	5 009	19 618	12 104			
283 COPPER ORES, CONCENTRATES	1 674 309	83 208	52 133	764 TELECOMM. EQUIP. PARTS NES	11 491	79 579	49 337			
285 ALUMINIUM ORE, CONCTR, ETC	50	53	31	771 ELECT. POWER MACHNY. PARTS	3 916	10 325	6 356			
287 ORE, CONCENTR. BASE METALS	2 000	1 017	656	772 ELEC. SWITCH, RELAY, CIRCUIT	20 377	123 191	76 403			
288 NON-FERROUS WASTE, SCRAP	10 598	1 950	1 193	773 ELECTR. DISTRIB. EQPT NES	127 062	391 324	241 853			
289 PREC. METAL ORES, CONCTR	3	64	40	774 ELECTRO-MEDCL, XRAY EQUIP	6	159	100			
291 CRUDE ANIMAL MATERLS, NES	6 372	4 749	2 902	775 DOM. ELEC, NON-ELEC. EQUIPT	11 515	17 292	10 656			
292 CRUDE VEG. MATERIALS, NES	3 101	2 918	1 808	776 TRANSISTORS, VALVES, ETC.	3 642	8 035	5 090			
334 PETROLEUM PRODUCTS	269 063	7 123	4 529	778 ELECTRIC. MACH. APPART. NES	64 098	61 723	38 099			
335 RESIDUAL PETROL. PRODUCTS	79 115	2 487	1 505	781 PASS. MOTOR VEHCLS. EX. BUS	39 336	51 806	32 249			
421 FIXED VEG. FAT, OILS, SOFT	662	339	213	782 GOODS, SPCL TRANSPORT VEH	77 941	117 240	72 999			
511 HYDROCARBONS, NES, DERIVTS	29 459	1 571	999	783 ROAD MOTOR VEHICLES NES	392	593	369			
513 CARBOXYLIC ACIDS, DERIVTS	1 707	409	257	784 PARTS, TRACTORS, MOTOR VEH	75 007	135 495	83 432			
514 NITROGEN-FUNCT. COMPOUNDS	27 579	3 716	2 247	785 CYCLES, MOTORCYCLES ETC.	1 409	1 766	1 066			
515 ORGANIC-INORGANIC COMPNDS	433	395	246	786 TRAILERS, SEMI-TRAILR, ETC	2 460	1 187	115			
522 INORGANIC CHEM. ELEMENTS	1 975	91	54	791 RAILWAY VEHICLES. EQUIPNT	2 259	1 197	737			
523 METAL, SALTS, INORGAN. ACID	38 588	238	137	792 AIRCRAFT, ASSOCTD. EQUIPNT	15	4 463	2 807			
531 SYNTH. COLOURS, LAKES, ETC.	57	138	87	812 PLUMBNG, SANITRY, EQPT, ETC	84 422	24 407	15 107			
533 PIGMENTS, PAINTS, ETC.	801	330	208	813 LIGHTNG FIXTURES ETC. NES	6 583	5 245	3 235			
541 MEDICINES, ETC. EXC. GRP542	5 793	14 477	8 974	821 FURNITURE, CUSHIONS, ETC.	87 233	51 930	32 469			
542 MEDICAMENTS	1 135	12 749	7 881	831 TRUNK, SUIT-CASES, BAG, ETC.	4 365	1 438	892			
551 ESSNTL. OIL, PERFUME, FLAVR	256	50	30	841 MENS, BOYS CLOTHING, X-KNIT	40 527	209 432	129 726			
553 PERFUMERY, COSMETICS, ETC.	5 673	1 882	1 134	842 WOMEN, GIRL CLOTHING, XKNIT	38 413	241 597	148 930			
554 SOAP, CLEANERS, POLISH, ETC	57	60	39	843 MENS, BOYS CLOTHING, KNIT	32 281	127 297	79 138			
571 POLYMERS OF ETHYLENE	179 285	22 769	14 161	844 WOMEN, GIRLS CLOTHING. KNIT	23 809	96 691	59 519			
574 POLYACETAL, POLYCARBONATE	2 668	595	349	845 OTHR. TEXTILE APPAREL, NES	125 060	538 568	332 846			
575 OTH. PLASTIC, PRIMARY FORM	8 540	2 326	1 452	846 CLOTHING ACCESSRS, FABRIC	57 066	111 271	68 578			
579 PLASTIC WASTE, SCRAP ETC	759	83	52	848 CLOTHING, NONXTXL; HEADGEAR	2 071	6 409	3 971			
581 PLASTIC TUBE, PIPE, HOSE	476	335	204	851 FOOTWEAR	212 309	898 408	554 367			
582 PLASTIC PLATE, SHEETS, ETC	4 804	1 940	1 218	871 OPTICAL INSTRUMENTS, NES	387	12 763	7 795			
583 MONOFILAMENT OF PLASTICS	1 103	806	497	872 MEDICAL INSTRUMENTS NES	4 485	13 407	8 308			
592 STARCHES, INULIN, ETC.	8 184	1 386	873 METERS, COUNTERS, NES	337	2 780	1 649				
597 PREPRD ADDITIVES, LIQUIDS	355	264	159	874 MEASURE, CONTROL INSTRMNT	2 427	9 399	5 821			
598 MISC. CHEMICAL PRDCTS, NES	68 008	10 131	6 215	881 PHOTOGRAPH APPAR. ETC. NES	16 425	34 724	21 366			
611 LEATHER	2 935	13 104	8 144	882 PHOTD. CINEMATOGRPH. SUPPL	43	472	292			
612 MANUFACT. LEATHER ETC. NES	740	8 611	5 207	884 OPTICAL GOODS NES	559	9 449	5 827			
613 FURSKINS, TANNED, DRESSED	148	1 714	1 055	885 WATCHES AND CLOCKS	344	5 668	3 548			
621 MATERIALS OF RUBBER	1 286	898	568	891 ARMS AND AMMUNITION	589	860	524			
625 RUBBER TYRES, TUBES, ETC.	8 970	6 426	3 938	892 PRINTED MATTER	5 371	2 697	1 682			
629 ARTICLES OF RUBBER, NES	2 529	2 666	1 665	893 ARTICLES, NES, OF PLASTICS	60 038	45 078	27 720			
633 CORK MANUFACTURES	181 377	147 711	91 109	894 BABY CARRIAGE, TOYS, GAMES	2 884	7 436	4 628			
634 VENEERS, PLYWOOD, ETC.	20 636	3 818	2 374	895 OFFICE, STATIONERY SUPPLS	1 411	2 312	1 422			
635 WOOD MANUFACTURES, NES	39 185	14 234	8 820	896 WORKS OF ART, ANTIQUE ETC	9	1 053	645			
641 PAPER AND PAPERBOARD	412 228	48 352	30 051	897 GOLD, SILVERWARE, JEWEL NES	8	4 774	465			
642 PAPER, PAPERBOARD, CUT ETC	14 266	5 476	3 313	898 MUSICAL INSTRUMENTS, ETC.	2 492	4 176	2 564			
651 TEXTILE YARN	39 981	54 101	33 429	899 MISC MANUFACTRD GOODS NES	66 839	29 437	18 187			
652 COTTON FABRICS, WOVEN	6 396	16 789	10 350	961 COIN NONGOLD NONCURRENT	74	48	48			
653 FABRICS, MAN-MADE FIBRES	25 108	56 113	34 773	EXPORTS						
654 OTH. TEXTILE FABRIC, WOVEN	2 073	7 996	4 884	001 LIVE ANIMALS	3 376	1 853	1 152			
655 KNIT, CROCHET, FABRIC NES	458	1 132	700	011 BOVINE MEAT	6 383	3 921	2 333			
656 TULLE, LACE, EMBROIDRY, ETC	8 856	7 520	4 616	012 OTHER MEAT, MEAT OFFAL	2 393	815	492			
657 SPECIAL YARN, TXTL. FABRIC	87 805	49 366	30 400	017 MEAT, OFFL. PRPD, PRSVD, NES	9 149	5 877	3 613			
658 TEXTILE ARTICLES NES	75 994	131 479	81 709	022 MILK AND CREAM	27 761	6 996	4 338			
659 FLOOR COVERINGS, ETC.	10 580	8 472	5 272	024 CHEESE AND CURD	3 632	2 642	1 647			
661 LIME, CEMENT, CONSTR. MATRL	1 880 303	45 184	27 814	034 FISH, FRESH, CHILLED, FROZN	2 077	529	315			
662 CLAY, REFRACT. CONSTR. MATRL	314 654	30 728	19 360	035 FISH, DRIED, SALTED, SMOKED	860	529	319			
663 MINERAL MANUFACTURES, NES	26 284	7 843	4 850	036 CRUSTACEANS, MOLLUSCS ETC	10	59	38			
664 GLASS	8 236	3 167	2 034	037 FISH ETC. PREPD, PRSVD, NES	8 461	4 039	2 499			
665 GLASSWARE	64 423	24 500	15 258	041 WHEAT, MESLIN, UNMILLED	577 377	18 469	11 358			
666 POTTERY	192 006	84 092	51 959	048 CEREAL PREPARATIONS	29 876	15 580	9 357			
667 PEARLS, PRECIOUS STONES	.	.	.	054 VEGETABLES	35 167	3 633	2 229			
673 FLAT-ROLLED IRON ETC.	1 472	170	104	056 VEGETABLES, PRPD, PRSVD, NES	9 605	2 368	1 453			
674 FLAT-ROLLED PLATED IRON	13 347	1 484	886	057 FRUIT, NUTS EXCL. OIL NUTS	41 340	6 332	3 911			
676 IRON, STL. BAR, SHAPES ETC.	32 557	2 575	1 656	058 FRUIT, PRESERVED, PREPARED	1 139	731	445			
678 WIRE OF IRON OR STEEL	2 970	397	254	059 FRUIT, VEGETABLE JUICES	1 069	88	50			
679 TUBES, PIPES, ETC. IRON, STL	2 165	1 089	677	061 SUGARS, MOLASSES, HONEY	62 427	2 720	1 671			
682 COPPER	1 364	1 250	793	062 SUGAR CONFECTIONERY	3 535	2 143	1 306			
684 ALUMINIUM	2 348	670	402	071 COFFEE, COFFEE SUBSTITUTE	3 499	1 959	1 207			
689 MISC. NON-FERR. BASE METAL	76	47	30	072 COCOA	409	101	62			
691 METALLIC STRUCTURES NES	5 530	1 750	1 110	073 CHOCOLATE, OTH. COCOA PREP	9 845	8 313	5 185			
692 CONTAINERS, STORAGE, TRNSP	17 165	5 748	3 539	075 SPICES	701	924	573			
693 WIRE PRODUCTS EXCL. ELECT	87	112	67	081 ANIMAL FEED STUFF	9 183	3 657	2 230			
694 NAILS, SCREWS, NUTS, ETC.	10 200	2 390	1 461	091 MARGARINE AND SHORTENING	1 089	351	214			
695 TOOLS	8 652	28 831	18 201	098 EDIBLE PROD. PREPRTNS, NES	28 816	17 094	10 480			
696 CUTLERY	2 304	4 116	2 575	111 NON-ALCOHOL. BEVERAGE, NES	8 308	1 341	828			
697 HOUSEHOLD EQUIPMENT, NES	1 850	2 934	1 820	112 ALCOHOLIC BEVERAGES	9 163	3 012	1 862			
699 MANUFACTS. BASE METAL, NES	124 718	47 528	29 501	121 TOBACCO, UNMANUFACTURED	111	84	48			
712 STEAM TURBINES	28	82	52	122 TOBACCO, MANUFACTURED	5 261	6 980	4 367			
713 INTRNL COMBUS PSTN ENGIN	406	921	572	211 HIDES, SKINS (EX. FURS), RAW	4 046	1 086	670			

7 IMPORTS AND EXPORTS (SPECIAL TRADE) BY COUNTRIES OF PRODUCTION AND CONSUMPTION AND BY GROUPS OF THE SITC-REV. III 1994

GROUP DESCRIPTION	DT = 100 KG	1 000 DM	1 000 \$	GROUP DESCRIPTION	DT = 100 KG	1 000 DM	1 000 \$
231 NATURAL RUBBER, ETC.	219	120	77	697 HOUSEHOLD EQUIPMENT, NES	4 548	7 033	4 399
232 SYNTHETIC RUBBER, ETC.	69 598	11 112	6 960	699 MANUFACT. BASE METAL, NES	45 176	57 142	35 470
247 WOOD ROUGH, ROUGH SQUARED	12 630	299	190	700 CPL IND PLANT (84/85/87)	7 203	90 264	56 113
248 WOOD, SIMPLY WORKED	3 445	811	494	711 STEAM GENER. BOILERS, ETC.	50	231	140
251 PULP AND WASTE PAPER	10 532	103	63	712 STEAM TURBINES	461	2 928	1 832
263 COTTON	1 161	306	197	713 INTRNL COMBUS PSTN ENGIN	6 751	29 388	18 129
266 SYNTHETIC FIBRES	37 478	11 718	7 245	714 ENGINES, MOTORS NON-ELECT	518	5 205	3 322
267 OTHER MAN-MADE FIBRES	8 163	2 913	1 781	716 ROTATING ELECTRIC PLANT	6 829	16 874	10 400
268 WOOL, OTHER ANIMAL HAIR	32 136	34 110	21 158	718 OTH. POWR. GENRTRNG. MACHNRY	444	2 611	1 609
269 WORN CLOTHING, TEXTL. ARTL	1 314	506	315	721 AGRIC. MACHINES, EX. TRACTR	8 544	7 224	4 445
273 STONE, SAND AND GRAVEL	16 779	1 178	726	722 TRACTORS	6 152	9 038	5 581
277 NATURAL ABRASIVES, NES	1 482	2 568	1 621	723 CIVIL ENGINEERING EQUIPT	20 457	30 351	18 860
278 OTHER CRUDE MINERALS	57 383	3 952	2 440	724 TEXTILE, LEATHER MACHINES	24 995	121 933	75 567
285 ALUMINIUM ORE, CONCTR. ETC	3 798	399	248	725 PAPER, PULP MILL MACHINES	1 257	3 960	2 462
288 NON-FERROUS WASTE, SCRAP	9 044	279	180	726 PRINTNG, BOOKBINDNG MACHS	4 866	22 403	13 743
291 CRUDE ANIMAL MATERLS. NES	13 622	6 080	3 731	727 FOOD-PROCESS. MCH. NON DDM	823	4 957	3 002
292 CRUDE VEG. MATERIALS, NES	4 889	4 541	2 824	728 OTH. MACH. PTS, SPCL INDUST	25 103	103 241	63 591
322 BRIQUETTES, LIGNITE, PEAT	55 255	1 402	869	731 METAL REMOVAL WORK TOOLS	3 497	13 954	8 871
325 COKE, SEMI-COKE, RET. CARBN	1 549	75	46	733 MACH-TOOLS, METAL-WORKING	2 676	13 237	8 337
334 PETROLEUM PRODUCTS	637 265	21 895	13 973	735 PARTS, NES, FOR MACH-TOOLS	2 856	16 123	10 020
335 RESIDUAL PETROL PRODUCTS	2 332	607	372	737 METALWORKING MACHNRY NES	3 744	23 936	14 486
342 LIQUEFIED PROPANE, BUTANE	309 599	6 391	3 814	741 HEATING, COOLNG EQUIP. PART	15 930	30 570	20 732
411 ANIMAL OILS AND FATS	7 763	1 088	683	742 PUMPS FOR LIQUIDS, PARTS	3 559	17 395	10 672
422 FIXED VEG. FAT, OILS, OTHER	1 571	375	229	743 PUMPS NES, CENTRIFUGS ETC	12 822	34 632	21 456
431 ANIMAL, VEG. FATS, OILS, NES	13 219	2 072	1 277	744 MECHANICAL HANDLING EQUIP	26 820	43 189	26 771
511 HYDROCARBONS, NES, DERIVTS	21 785	3 863	2 385	745 OTH. NONELEC MCH, TOOL, NES	7 323	40 312	24 942
512 ALCOHOL, PHENOL, ETC. DERIV	55 639	9 029	5 628	746 BALL OR ROLLER BEARINGS	5 375	16 400	10 055
513 CARBOXYLIC ACIDS, DERIVTS	67 286	11 767	7 306	747 TAPS, COCKS, VALVES, ETC.	4 530	17 121	10 613
514 NITROGEN-FUNCT. COMPOUNDS	39 815	21 256	13 246	748 TRANSMISSIONS SHAFTS ETC	4 901	22 534	13 854
515 ORGANIC-INORGANIC COMPNDS	7 682	30 782	18 890	749 NON-ELECT MACH. PARTS, ETC	4 319	24 445	15 232
516 OTHER ORGANIC CHEMICALS	25 708	6 423	4 004	751 OFFICE MACHINES	8 050	31 574	19 551
522 INORGANIC CHEM. ELEMENTS	201 273	11 256	6 912	752 AUTOMAT. DATA PROC. EQUIP	6 747	89 410	55 392
523 METAL. SALTS, INORGAN. ACID	59 754	8 164	5 025	759 PARTS, FOR OFFICE MACHINS	4 293	37 730	23 276
524 OTHER CHEMICAL COMPOUNDS	3 913	3 068	1 888	761 TELEVISION RECEIVERS ETC	14 796	36 733	22 631
525 RADIO-ACTIVE MATERIALS	34	706	432	762 RADIO-BROADCAST RECEIVER	3 749	20 642	12 782
531 SYNTH. COLOURS, LAKES, ETC.	44 407	71 615	44 141	763 SOUND RECORDER, PHONOGRPH	4 756	30 155	18 822
532 DYEING, TANNING MATERIALS	27 331	5 307	3 267	764 TELECOMM. EQUIP. PARTS NES	12 416	185 917	114 000
533 PIGMENTS, PAINTS, ETC.	71 030	47 971	29 623	771 ELECT. POWER MACHNRY, PARTS	26 749	43 896	27 238
541 MEDICINES, ETC. EXC. GRP542	6 650	62 732	38 779	772 ELEC. SWITCH. RELAY. CIRCUIT	40 350	246 107	152 681
542 MEDICAMENTS	13 250	102 869	63 411	773 ELECT. DISTRIB. EQPT NES	45 479	76 524	47 713
551 ESSENT. OIL, PERFUME, FLAVR	7 497	1 119	689	774 ELECTRO-MEDCL. XRAY EQUIP	6 604	16 845	10 380
553 PERFUMERY, COSMETICS, ETC.	15 723	21 693	13 454	775 DOM. ELEC. NON-ELEC. EQUIPT	53 155	66 279	41 022
554 SOAP, CLEANERS, POLISH, ETC	55 822	22 144	13 682	776 TRANSISTORS, VALVES, ETC.	2 519	96 329	59 661
562 FERTILIZER, EXCEPT GRP272	632 586	16 693	10 412	778 ELECTRIC. MACH. APPART. NES	31 972	110 550	68 410
571 POLYMERS OF ETHYLENE	35 569	5 310	3 261	781 PASS. MOTOR VEHCLS. EX. BUS	212 812	457 252	283 524
572 POLYMERS OF STYRENE	39 596	8 576	5 312	782 GOODS, SPCL TRANSPORT VEH	32 841	42 275	26 137
573 POLYMERS, VINYL CHLORIDE	37 731	8 499	5 223	783 ROAD MOTOR VEHICLES NES	15 832	11 030	6 877
574 POLYACETAL, POLYCARBONATE	54 742	23 379	14 430	784 PARTS, TRACTORS, MOTOR VEH	69 683	155 858	96 485
575 OTH. PLASTIC, PRIMARY FORM	184 822	66 084	40 832	785 CYCLES, MOTORCYCLES ETC.	906	2 298	1 430
579 PLASTIC WASTE, SCRAP ETC	19 419	2 405	1 466	786 TRAILERS, SEMI-TRAILR, ETC	9 444	7 399	4 523
581 PLASTIC TUBE, PIPE, HOSE	11 567	18 712	11 521	791 RAILWAY VEHICLES. EQUIPNT	8 974	22 241	14 001
582 PLASTIC PLATE, SHEETS, ETC	62 237	60 077	37 190	792 AIRCRAFT, ASSCCTD. EQUIPNT	109	6 806	4 187
583 MONOFILAMENT OF PLASTICS	11 609	7 252	4 481	793 SHIP, BOAT, FLQAT. STRUCTRS	37 744	35 432	21 755
591 INSECTICIDES, ETC.	20 447	19 468	11 807	812 PLUMBNG, SANITRY, EQPT. ETC	827	1 838	1 127
592 STARCHES, INULIN, ETC.	29 224	10 773	6 852	813 LIGHTNG FIXTURES ETC. NES	2 971	8 721	5 343
593 EXPLOSIVES, PYROTECHNICS	5 214	2 104	1 301	821 FURNITURE, CUSHIONS, ETC.	30 363	26 604	16 436
597 PREPRD ADDITIVES, LIQUIDS	32 720	11 842	7 298	831 TRUNK, SUIT-CASES, BAG, ETC	643	2 445	1 493
598 MISC. CHEMICAL PRODS. NES	168 073	68 149	41 895	841 MENS, BOYS CLOTHNG, X-KNIT	1 364	11 485	7 027
600 CPL IND PLANT CHAP 69-76	499	412	261	842 WOMEN, GIRL CLOTHNG, XKNIT	1 212	22 463	13 809
611 LEATHER	68 813	127 498	78 831	843 MENS, BOYS CLOTHING, KNIT	721	3 674	2 263
612 MANUFACT. LEATHER ETC. NES	186	835	519	844 WOMEN, GIRLS CLOTHNG, KNIT	5 460	11 284	6 972
613 FURSKINS, TANNED, DRESSED	734	3 197	1 996	845 OTHR. TEXTILE APPAREL, NES	5 280	31 658	19 123
621 MATERIALS OF RUBBER	7 330	7 629	4 730	846 CLOTHING ACCESSRS, FABRIC	17 933	35 321	21 705
625 RUBBER TYRES, TUBES, ETC.	29 054	19 405	12 099	848 CLOTHING, NONTXTL; HEADGEAR	2 737	6 949	4 304
629 ARTICLES OF RUBBER, NES	6 709	17 367	10 767	851 FOOTWEAR	21 398	56 847	35 051
633 CORK MANUFACTURES	1 127	1 709	1 038	871 OPTICAL INSTRUMENTS, NES	807	18 766	11 577
634 VENEERS, PLYWOOD, ETC.	15 462	4 914	3 015	872 MEDICAL INSTRUMENTS NES	6 596	41 855	25 938
635 WOOD MANUFACTURES, NES	15 151	4 981	3 062	873 METERS, COUNTERS, NES	2 255	11 374	7 035
641 PAPER AND PAPERBOARD	246 354	52 354	32 493	874 MEASURE, CONTROL INSTRMNT	7 624	80 759	49 943
642 PAPER, PAPERBOARD, CUT ETC	59 182	22 196	13 743	881 PHOTOGRAPH APPAR. ETC. NES	2 449	24 386	15 118
651 TEXTILE YARN	112 571	90 679	55 744	882 PHOTD. CINEMATOGRPH. SUPPL	11 799	20 383	12 547
652 COTTON FABRICS, WOVEN	37 516	86 865	53 662	884 OPTICAL GOODS NES	551	15 428	9 481
653 FABRICS, MAN-MADE FIBRES	33 563	133 636	82 479	885 WATCHES AND CLOCKS	599	16 573	10 235
654 OTH. TEXTILE FABRIC, WOVEN	10 903	60 535	37 327	891 ARMS AND AMMUNITION	268	2 281	1 426
655 KNIT. CROCHET. FABRIC NES	15 870	58 318	36 044	892 PRINTED MATTER	25 890	32 745	20 289
656 TULLE, LACE, EMBROIDRY, ETC	2 961	17 628	10 871	893 ARTICLES, NES, OF PLASTICS	34 626	56 210	34 749
657 SPECIAL YARN, TXTL. FABRIC	25 822	57 284	35 366	894 BABY CARRIAGE, TOYS, GAMES	5 132	12 739	7 934
658 TEXTILE ARTICLES NES	2 195	5 587	3 411	895 OFFICE, STATIONERY SUPPLS	4 657	13 933	8 582
659 FLOOR COVERINGS, ETC.	2 958	3 665	2 224	896 WORKS OF ART, ANTIQUE ETC	6	332	206
661 LIME, CEMENT, CONSTR. MATRL	2 690	547	339	897 GOLD, SILVERWARE, JEWEL NES	131	2 888	1 768
662 CLAY, REFRCT. CONSTR. MATRL	29 994	5 424	3 379	898 MUSICAL INSTRUMENTS, ETC.	3 891	17 074	10 651
663 MINERAL MANUFACTURES, NES	31 487	20 339	12 597	899 MISC MANUFACTRD GOODS NES	14 125	35 789	22 053
664 GLASS	10 577	4 755	2 839	941 COMPL IND PLANT CHAPT 99	679	4 512	2 710
665 GLASSWARE	8 767	8 156	5 023	971 GOLD, NONMONTRY EXCL DRES	60	121 964	74 901
666 POTTERY	1 679	2 403	1 478				
667 PEARLS, PRECIOUS STONES				SPAIN			
671 PIG IRON, SPIEGELEISN, ETC	76 151	3 299	2 032	IMPORTS	51 994 634	17 307 447	10 687 863
672 INGOTS ETC. IRON OR STEEL	22 425	7 643	4 756				
673 FLAT-ROLLED IRON ETC.	1 375 161	87 257	54 338	001 LIVE ANIMALS	1 369	251	150
674 FLAT-ROLLED PLATED IRON	287 375	27 037	16 636	011 BOVINE MEAT	18 572	9 405	5 876
675 FLAT-ROLLED, ALLOY STEEL	65 110	19 175	11 338	012 OTHER MEAT, MEAT OFFAL	180 324	69 702	43 324
676 IRON, STL. BAR, SHAPES ETC.	71 093	14 941	9 231	016 MEAT, ED. OFFL, DRY, SLT, SMK	3 070	5 042	3 154
677 RAILWAY TRACK IRON, STEEL	5 240	2 171	1 361	017 MEAT, OFFL. PRPD, PRSVD, NES	9 332	8 490	5 259
678 WIRE OF IRON OR STEEL	20 410	6 649	4 103	022 MILK AND CREAM	44 617	21 110	13 065
679 TUBES, PIPES, ETC. IRON, STL	243 013	45 095	28 113	023 BUTTER, OTHER FAT OF MILK	1 375	770	467
681 SILVER, PLATINUM, ETC.	450	11 237	6 920	024 CHEESE AND CURD	5 991	3 804	2 347
682 COPPER	60 670	38 170	23 705	025 EGGS, BIRDS, YOLKS, ALBUMIN	667	149	94
683 NICKEL	540	1 186	744	034 FISH, FRESH, CHILLED, FROZN	16 704	10 453	6 421
684 ALUMINIUM	36 929	23 959	14 861	035 FISH, DRIED, SALTED, SMOKED	1 696	1 869	981
686 ZINC	6 863	1 961	1 113	036 CRUSTACEANS, MOLLUSCS ETC	23 866	12 036	7 493
687 TIN	178	177	533	037 FISH ETC. PREPD, PRSVD. NES	35 555	19 718	12 186
689 MISC. NON-FERR. BASE METAL	87	857	6 232	041 WHEAT, MESLIN, UNMILLED	494 630	17 034	10 843
691 METALLIC STRUCTURES NES	16 095	10 015	7 216	042 RICE	56 517	7 544	4 836
692 CONTAINERS, STORAGE, TRNSP	14 521	11 707	6 637	045 OTHER CEREALS, UNMILLED	45 881	1 405	846
693 WIRE PRODUCTS EXCL. ELECT	15 373	9 270	9 739	046 MEAL, FLOUR OF WHEAT, MSLN	2 768	173	113
694 NAILS, SCREWS, NUTS, ETC.	20 725	15 667	77 788	048 CEREAL PREPARATIONS	453 479	62 292	38 317
695 TOOLS	36 329	125 204	10 024	054 VEGETABLES	5 944 004	886 559	540 025
696 CUTLERY	3 723	16 218					

7 IMPORTS AND EXPORTS (SPECIAL TRADE) BY COUNTRIES OF PRODUCTION AND CONSUMPTION AND BY GROUPS OF THE SITC-REV. III 1994

GROUP DESCRIPTION	DT = 100 KG	1 000 DM	1 000 \$	GROUP DESCRIPTION	DT = 100 KG	1 000 DM	1 000 \$
056 VEGETABLES, PRPD, PRSVD, NES	232 345	78 071	47 922	666 POTTERY	6 349	4 918	3 060
057 FRUIT, NUTS EXCL. OIL NUTS	11 485 185	1 478 140	902 206	667 PEARLS, PRECIOUS STONES	.	.	.
058 FRUIT, PRESERVED, PREPARED	797 819	118 923	73 433	671 PIG IRON, SPIEGELEISN, ETC	174 509	13 414	8 445
059 FRUIT, VEGETABLE JUICES	171 354	30 528	18 879	672 INGOTS ETC. IRON OR STEEL	31 571	5 987	3 789
061 SUGARS, MOLASSES, HONEY	31 046	5 932	3 645	673 FLAT-ROLLED IRON ETC.	412 036	31 138	19 169
062 SUGAR CONFECTIONERY	58 167	34 058	21 150	674 FLAT-ROLLED PLATED IRON	268 556	26 622	16 385
071 COFFEE, COFFEE SUBSTITUTE	512	263	164	675 FLAT-ROLLED, ALLOY STEEL	583 745	170 838	106 405
072 COCOA	15 087	8 595	5 241	676 IRON, STL. BAR, SHAPES ETC.	2 250 275	173 313	107 108
073 CHOCOLATE, OTH. COCOA PREP	20 708	9 730	6 159	677 RAILWAY TRACK IRON, STEEL	.	.	.
075 SPICES	25 632	8 992	5 564	678 WIRE OF IRON OR STEEL	39 962	7 697	4 757
081 ANIMAL FEED STUFF	22 884	4 280	2 624	679 TUBES, PIPES, ETC. IRON, STL	398 759	57 409	35 507
098 EDIBLE PROD. PREPRTRS, NES	59 077	19 564	11 908	681 SILVER, PLATINUM, ETC.	416	10 926	6 852
111 NON-ALCOHOL. BEVERAGE, NES	8 053	820	508	682 COPPER	133 454	75 032	46 224
112 ALCOHOLIC BEVERAGES	1 942 412	304 051	187 687	683 NICKEL	133	476	295
121 TOBACCO, UNMANUFACTURED	61 201	14 626	8 988	684 ALUMINIUM	243 800	79 928	49 741
211 HIDES, SKINS (EX. FURS), RAW	14 452	657	405	686 ZINC	114 829	19 121	12 069
212 FURSKINS, RAW	4	54	34	687 TIN	10 580	1 432	893
222 OILSEED (SFT. FIX VEG. OIL)	484	132	77	689 MISC. NON-FERR. BASE METAL	418	170	108
223 OILSEED (OTH. FIX. VEG. OIL)	1 917	698	447	691 METALLIC STRUCTURES NES	70 924	20 536	12 842
231 NATURAL RUBBER, ETC.	977	419	261	692 CONTAINERS, STORAGE, TRNSP	10 469	7 282	4 507
232 SYNTHETIC RUBBER, ETC.	85 730	19 679	12 292	693 WIRE PRODUCTS EXCL. ELECT	22 779	7 624	4 761
244 CORK, NATURAL, RAW; WASTE	1 523	163	98	694 NAILS, SCREWS, NUTS, ETC.	90 038	33 202	20 664
245 FUEL WOOD, WOOD CHARCOAL	25 342	1 871	1 153	695 TOOLS	23 641	42 293	25 827
247 WOOD ROUGH, ROUGH SQUARED	19 438	551	330	696 CUTLERY	3 619	15 347	9 254
248 WOOD, SIMPLY WORKED	21 655	5 908	3 674	697 HOUSEHOLD EQUIPMENT, NES	25 095	24 507	15 119
251 PULP AND WASTE PAPER	.	.	699 MANUFACT. BASE METAL, NES	178 504	133 680	82 925	
261 SILK	227	356	224	711 STEAM GENER. BOILERS, ETC.	472	382	245
263 COTTON	659	54	32	712 STEAM TURBINES	9	138	88
265 VEGETABLE TEXTILE FIBRES	224	55	34	713 INTRNL COMBUS PSTN ENGIN	239 803	339 795	209 874
266 SYNTHETIC FIBRES	30 891	13 273	8 256	714 ENGINES, MOTORS NON-ELECT	80	4 741	2 965
267 OTHER MAN-MADE FIBRES	963	254	159	716 ROTATING ELECTRIC PLANT	86 638	120 647	74 316
268 WOOL, OTHER ANIMAL HAIR	4 689	2 549	1 562	718 OTH. POWR. GENRTNG. MACHNRY	2 879	4 481	2 708
272 FERTILIZERS, CRUDE	4 002	397	244	721 AGRIC. MACHINES, EX. TRACTR	3 599	3 815	2 336
273 STONE, SAND AND GRAVEL	254 840	6 600	4 099	722 TRACTORS	166	316	193
274 SULPHUR, UNRSTD. IRON PYRS	2 694	142	87	723 CIVIL ENGINEERING EQUIPT	47 458	22 774	14 029
277 NATURAL ABRASIVES, NES	4 354	184	113	724 TEXTILE, LEATHER MACHINES	7 326	9 026	5 532
278 OTHER CRUDE MINERALS	1 984 338	33 841	21 044	725 PAPER, PULP MILL MACHINES	2 164	8 839	5 523
282 FERROUS WASTE AND SCRAP	11 238	1 311	812	726 PRINTNG, BODK BINDNG MACHS	2 477	8 828	5 449
283 COPPER ORES, CONCENTRATES	2 726	1 910	1 160	727 FOOD-PROCESS. MCH. NON DOM	1 553	2 986	1 845
285 ALUMINIUM ORE, CONCTR. ETC	717 986	26 010	16 249	728 OTH. MACH. PTS, SPCL INDUST	16 563	29 499	18 107
288 NON-FERROUS WASTE, SCRAP	150 585	39 342	24 297	731 METAL REMOVAL WORK TOOLS	8 498	16 725	10 337
289 PREC. METAL ORES, CONCTRIS	244	6 604	4 232	733 MACH-TOOLS, METAL-WORKING	6 360	8 850	5 503
291 CRUDE ANIMAL MATERIALS, NES	23 624	5 308	3 282	735 PARTS, NES, FOR MACH-TOOLS	11 605	13 419	8 335
292 CRUDE VEG. MATERIALS, NES	59 192	29 168	17 912	737 METALWORKING MACHNRY NES	13 111	11 995	7 493
325 COKE, SEMI-COKE, RET. CARBN	22 537	729	445	741 HEATING, COOLING EQUIP, PART	24 364	28 120	17 430
334 PETROLEUM PRODUCTS	2 584 896	42 567	26 472	742 PUMPS FOR LIQUIDS, PARTS	21 406	22 113	13 658
335 RESIDUAL PETROL. PRODUCTS	297 929	10 979	6 801	743 PUMPS NES, CENTRIFUGS ETC	63 556	97 726	60 142
421 ANIMAL OILS AND FATS	45 271	6 907	4 234	744 MECHANICAL HANDLING EQUIP	95 975	68 347	42 165
422 FIXED VEG. FAT, OILS, SOFT	22 281	9 690	6 032	745 OTH. NONELEC MCH. TOOL, NES	7 568	19 126	11 890
423 FIXED VEG. FAT, OILS, OTHER	958	500	312	746 BALL OR ROLLER BEARINGS	19 654	31 840	19 602
431 ANIMAL, VEG. FATS, OILS, NES	24 482	2 156	1 327	747 TAPS, COCKS, VALVES, ETC.	30 911	38 059	23 538
511 HYDROCARBONS, NES, DERIVTS	893 523	60 805	37 883	748 TRANSMISSIONS SHAFTS ETC	70 798	44 974	27 741
512 ALCOHOL, PHENOL, ETC. DERIV	109 541	25 049	15 454	749 NON-ELECT MACH. PARTS, ETC	18 784	52 271	32 149
513 CARBOXYLIC ACIDS, DERIVTS	178 579	34 895	21 688	751 OFFICE MACHINES	3 973	30 817	18 978
514 NITROGEN-FUNCT. COMPOUNDS	71 702	48 681	30 135	752 AUTOMAT. DATA PROC. EQUIP	15 506	268 314	164 689
515 ORGANIC-INORGANIC COMPNDS	16 270	21 189	13 118	759 PARTS, FOR OFFICE MACHINS	4 810	86 684	52 657
516 OTHER ORGANIC CHEMICALS	35 394	17 810	11 032	761 TELEVISION RECEIVERS ETC	124 835	262 885	163 130
522 INORGANIC CHEM. ELEMENTS	5 282 897	8 368	5 171	762 RADIO-BROADCAST RECEIVER	103	765	482
523 METAL. SALTS, INORGAN. ACID	381 738	14 236	8 822	763 SOUND RECORDER, PHONOGRPH	380	3 721	2 261
524 OTHER CHEMICAL COMPOUNDS	53 215	4 497	2 794	764 TELECOMM. EQUIP. PARTS NES	23 685	42 507	26 363
531 SYNTH. COLOURS, LAKES, ETC.	38 200	27 829	17 366	771 ELECT POWER MACHNY. PARTS	11 309	19 765	12 139
532 DYEING, TANNING MATERIALS	9 279	5 776	3 580	772 ELEC. SWITCH, RELAY, CIRCUIT	35 272	160 156	99 246
533 PIGMENTS, PAINTS, ETC.	161 819	76 704	47 246	773 ELECTR. DISTRIB. EQPT NES	31 860	31 076	19 207
541 MEDICINES, ETC. EXC. GRP542	9 442	68 739	42 511	774 ELECTRO-MEDCL. XRAY EQUIP	648	6 392	3 952
542 MEDICAMENTS	43 249	134 095	82 955	775 DOM. ELEC. NON-ELEC. EQUIPT	255 133	252 104	156 125
551 ESSENTL. OIL, PERFUME, FLAVR	10 166	15 328	9 438	776 TRANSISTORS, VALVES, ETC.	1 497	9 469	5 837
553 PERFUMERY, COSMETICS, ETC.	13 814	16 371	10 018	778 ELECTRIC. MACH. APPART. NES	290 294	484 622	299 788
554 SOAP, CLEANERS, POLISH, ETC	104 726	24 602	15 237	781 PASS. MOTOR VEHCLS. EX. BUS	1 866 489	3 268 523	2 027 144
562 FERTILIZER, EXCEPT GRP272	911 868	15 524	9 706	782 GOODS, SPCL TRANSPORT VEH	166 470	247 090	153 512
571 POLYMERS OF ETHYLENE	303 988	46 727	29 408	783 ROAD MOTOR VEHICLES NES	6 430	15 632	9 357
572 POLYMERS OF STYRENE	76 345	18 740	11 625	784 PARTS, TRACTORS, MOTOR VEH	1 945 986	2 301 626	1 423 590
573 POLYMERS, VINYL CHLORIDE	26 212	3 482	2 155	785 CYCLES, MOTORCYCLES ETC.	7 797	21 011	13 006
574 POLYACETAL, POLYCARBONATE	254 359	57 636	35 737	786 TRAILERS, SEMI-TRAILR, ETC	10 699	9 347	5 791
575 OTH. PLASTIC, PRIMARY FORM	639 304	125 690	78 276	791 RAILWAY VEHICLES. EQUIPNT	6 089	5 416	3 299
579 PLASTIC WASTE, SCRAP ETC	3 398	668	403	792 AIRCRAFT, ASSOCTD. EQUIPNT	1 904	67 538	42 163
581 PLASTIC TUBE, PIPE, HOSE	7 052	9 640	5 973	793 SHIP, BOAT, FLOAT. STRUCTRS	473 800	9 897	5 808
582 PLASTIC PLATE, SHEETS, ETC	128 532	56 303	34 765	811 PREFABRICATED BUILDINGS	316	197	122
583 MONOFILAMENT OF PLASTICS	29 171	12 304	7 609	812 PLUMBNG, SANITRY, EQPT. ETC	71 232	18 238	11 240
591 INSECTICIDES, ETC.	3 965	1 456	901	813 LIGHTNG FIXTURES ETC. NES	14 408	34 608	21 278
592 STARCHES, INULIN, ETC.	10 886	3 913	2 421	821 FURNITURE, CUSHIONS, ETC.	119 981	107 292	66 413
593 EXPLOSIVES, PYROTECHNICS	51	639	377	831 TRUNK, SUIT-CASES, BAG, ETC	4 427	7 867	4 861
597 PREPRD ADDITIVES, LIQUIDS	6 977	2 090	1 275	841 MENS, BOYS CLOTHNG, X-KNIT	887	8 550	5 265
598 MISC. CHEMICAL PRDTS. NES	290 807	44 903	27 771	842 WOMEN, GIRL CLOTHNG, XKNIT	581	11 892	7 123
611 LEATHER	6 406	29 996	18 569	843 MENS, BOYS CLOTHING, KNIT	347	1 262	778
612 MANUFACT. LEATHER ETC. NES	521	3 138	1 957	844 WOMEN, GIRLS CLOTHNG, KNIT	1 037	6 109	3 781
613 FURSKINS, TANNED, DRESSED	937	10 070	6 265	845 OTHR. TEXTILE APPAREL, NES	9 145	29 496	18 301
621 MATERIALS OF RUBBER	49 930	42 843	26 420	846 CLOTHING ACCESSRS, FABRIC	899	3 050	1 864
625 RUBBER TYRES, TUBES, ETC.	358 918	247 736	153 323	848 CLOTHING, NONXTL; HEADGEAR	2 265	9 153	5 680
629 ARTICLES OF RUBBER, NES	42 206	55 263	34 395	851 FOOTWEAR	191 722	539 622	333 871
633 CORK MANUFACTURES	23 373	18 434	11 465	871 OPTICAL INSTRUMENTS, NES	120	2 877	1 788
634 VENEERS, PLYWOOD, ETC.	96 799	14 468	9 008	872 MEDICAL INSTRUMENTS NES	9 259	19 242	11 934
635 WOOD MANUFACTURES, NES	33 336	15 189	9 411	873 METERS, COUNTERS, NES	4 355	14 295	8 875
641 PAPER AND PAPERBOARD	410 137	63 044	38 352	874 MEASURE, CONTROL INSTRMNT	5 653	72 039	44 650
642 PAPER, PAPERBOARD, CUT ETC	56 447	25 423	16 089	881 PHOTOGRAPH APPAR. ETC. NES	461	2 849	1 781
651 TEXTILE YARN	212 506	112 986	69 973	882 PHOTO. CINEMATOGPH. SUPPL	3 272	12 754	7 819
652 COTTON FABRICS, WOVEN	14 053	25 472	15 867	884 OPTICAL GOODS NES	98	3 403	2 097
653 FABRICS, MAN-MADE FIBRES	42 960	65 452	40 368	885 WATCHES AND CLOCKS	76	2 080	1 312
654 OTH. TEXTILE FABRIC, WOVEN	3 169	15 142	9 383	891 ARMS AND AMMUNITION	6 727	6 703	4 153
655 KNIT, CROCHET, FABRIC NES	2 862	7 966	4 979	892 PRINTED MATTER	42 157	30 724	19 013
656 TULLE, LACE, EMBROIDRY, ETC	3 295	7 880	4 871	893 ARTICLES, NES, OF PLASTICS	118 333	69 803	43 226
657 SPECIAL YARN, TXTL. FABRIC	28 120	38 623	24 071	894 BABY CARRIAGE, TOYS, GAMES	22 699	31 105	19 384
658 TEXTILE ARTICLES NES	17 239	23 474	14 671	895 OFFICE, STATIONERY SUPPLS	7 378	9 076	5 613
659 FLOOR COVERINGS, ETC.	2 429	3 389	2 047	896 WORKS OF ART, ANTIQUE ETC	28	2 539	1 543
661 LIME, CEMENT, CONSTR. MATRL	1 394 417	139 607	86 473	897 GOLD, SILVERWARE, JEWEL NES	151	10 942	6 797
662 CLAY, REFRCT. CONSTR. MATRL	1 405 593	150 194	93 398	898 MUSICAL INSTRUMENTS, ETC.	4 921	19 380	11 854
663 MINERAL MANUFACTURES, NES	126 163	37 868	23 409	899 MISC MANUFCTRD GOODS NES	13 371	13 163	8 064
664 GLASS	154 487	40 334	25 003	961 COIN NONGOLD NONCURRENT	12	1 943	1 150
665 GLASSWARE	63 507	24 607	15 260				

7 IMPORTS AND EXPORTS (SPECIAL TRADE) BY COUNTRIES OF PRODUCTION AND CONSUMPTION AND BY GROUPS OF THE SITC-REV. III 1994

GROUP DESCRIPTION	DT = 100 KG	1 000 DM	1 000 \$	GROUP DESCRIPTION	DT = 100 KG	1 000 DM	1 000 \$
EXPORTS	40 108 472	21 866 368	13 519 566	597 PREPRD ADDITIVES, LIQUIDS	79 577	28 920	17 869
001 LIVE ANIMALS	50 347	20 902	12 914	598 MISC. CHEMICAL PRODS. NES	780 154	303 366	187 599
011 BOVINE MEAT	18 038	12 276	7 524	611 LEATHER	36 063	25 590	15 795
012 OTHER MEAT, MEAT OFFAL	24 453	11 848	7 368	612 MANUFACT. LEATHER ETC. NES	671	2 307	1 428
016 MEAT, ED. OFFL, DRY, SLT, SMK	741	371	230	621 FURSKINS, TANNED, DRESSED	121	3 771	2 306
017 MEAT, OFFL. PRPD, PRSVD, NES	23 195	17 438	10 853	625 RUBBER TYRES, TUBES, ETC.	80 163	90 010	56 034
022 MILK AND CREAM	396 059	90 830	55 825	629 ARTICLES OF RUBBER, NES	210 846	159 400	99 039
023 BUTTER, OTHER FAT OF MILK	801	569	356	633 CORK MANUFACTURES	48 431	99 382	61 490
024 CHEESE AND CURD	59 902	41 932	25 879	634 VENEERS, PLYWOOD, ETC.	530	1 135	7 688
025 EGGS, BIRDS, YOLKS, ALBUMIN	31 545	6 183	4 007	635 WOOD MANUFACTURES, NES	86 548	21 962	13 681
034 FISH, FRESH, CHILLED, FROZN	26 896	19 985	12 422	641 PAPER AND PAPERBOARD	53 350	18 305	11 325
035 FISH, DRIED, SALTED, SMOKED	11 255	7 384	4 453	642 PAPER, PAPERBOARD, CUT ETC	2 757 357	381 707	236 779
036 CRUSTACEANS, MOLLUSCS ETC	308	1 182	734	651 TEXTILE YARN	413 487	173 702	82 574
037 FISH ETC. PREPD, PRSVD, NES	10 998	6 407	3 987	652 COTTON FABRICS, WOVEN	229 527	136 184	108 681
041 WHEAT, MESLIN, UNMILLED	725 257	23 411	14 720	653 FABRICS, MAN-MADE FIBRES	17 801	30 341	18 761
043 BARLEY, UNMILLED	506	44	30	654 OTH. TEXTILE FABRIC, WOVEN	28 684	73 187	45 198
044 MAIZE UNMILLED	11 477	332	215	655 KNIT-CROCHET FABRIC NES	4 255	10 011	6 190
047 OTHER CEREAL MEAL, FLOURS	426	57	33	656 TULLE, LACE, EMBROIDRY, ETC	8 300	22 207	13 739
048 CEREAL PREPARATIONS	170 247	60 413	37 219	657 SPECIAL YARN, TXTL FABRIC	2 802	10 971	6 727
054 VEGETABLES	109 494	9 737	5 941	658 TEXTILE ARTICLES NES	109 627	104 702	64 819
056 VEGETABLES, PRPD, PRSVD, NES	42 888	11 469	7 088	659 FLOOR COVERINGS, ETC.	9 368	12 422	7 644
057 FRUIT, NUTS EXCL. OIL NUTS	67 797	25 826	15 948	661 LIME, CEMENT, CONSTR. MATRL	15 400	17 089	10 490
058 FRUIT, PRESERVED, PREPARED	21 932	8 163	5 079	662 CLAY, REFRCT. CONSTR. MATRL	19 333	2 297	1 427
059 FRUIT, VEGETABLE JUICES	22 998	3 096	1 960	663 MINERAL MANUFACTURES, NES	251 611	29 676	18 414
061 SUGARS, MOLASSES, HONEY	119 568	17 753	11 132	664 GLASS	114 003	72 847	45 084
062 SUGAR CONFECTIONERY	47 377	20 591	12 663	665 GLASSWARE	116 077	46 675	28 919
071 COFFEE, COFFEE SUBSTITUTE	18 544	11 213	6 924	666 POTTERY	57 353	41 716	25 840
072 COCOA	51 234	13 016	8 042	667 PEARLS, PRECIOUS STONES	11 694	16 371	10 158
073 CHOCOLATE, OTH. COCOA PREP	78 010	42 188	26 188	671 PIG IRON, SPIEGELEISN, ETC	89 949	10 981	6 761
074 TEA AND MATH	1 815	1 718	1 061	672 INGOTS ETC. IRON OR STEEL	51 752	4 013	2 515
075 SPICES	3 671	4 435	2 746	673 FLAT-ROLLED IRON ETC.	4 498 691	266 662	165 500
081 ANIMAL FEED STUFF	70 120	18 111	11 164	674 FLAT-ROLLED PLATED IRON	1 965 159	194 451	121 184
091 MARGARINE AND SHORTENING	5 059	1 088	674	675 FLAT-ROLLED, ALLOY STEEL	404 906	61 216	38 019
098 EDIBLE PROD. PREPRTNS, NES	188 241	71 109	44 024	676 IRON, STL, BAR, SHAPES ETC.	463 319	56 526	35 136
111 NON-ALCOHOL. BEVERAGE, NES	246 490	26 388	16 523	677 RAILWAY TRACK IRON, STEEL	11 799	3 530	2 175
112 ALCOHOLIC BEVERAGES	369 256	48 229	29 881	678 WIRE OF IRON OR STEEL	31 792	9 710	6 027
121 TOBACCO, UNMANUFACTURED	22 779	25 533	15 866	679 TUBES, PIPES, ETC. IRON, STL	631 610	82 967	51 816
122 TOBACCO, MANUFACTURED	19 631	43 172	26 953	681 SILVER, PLATINUM, ETC.	1 239	24 170	14 958
211 HIDES, SKINS (EX. FURS), RAW	63 799	18 906	11 583	682 COPPER	280 740	162 985	100 806
212 FURSKINS, RAW	63	1 410	853	683 NICKEL	4 167	8 505	5 189
222 OILSEED (SFT. FIX VEG. OIL)	2 708	1 047	655	684 ALUMINIUM	213 923	123 636	76 414
223 OILSEED (OTH. FIX VEG. OIL)	6 641	721	438	685 LEAD	6 599	2 384	1 484
231 NATURAL RUBBER, ETC.	3 204	663	424	686 ZINC	10 115	4 120	2 527
232 SYNTHETIC RUBBER, ETC.	272 098	46 776	28 985	687 TIN	199	236	142
246 WOOD IN CHIPS, PARTICLES	3 427	136	86	689 MISC. NON-FERR. BASE METAL	3 116	3 863	2 420
247 WOOD ROUGH, ROUGH SQUARED	9 312	131	80	691 METALLIC STRUCTURES NES	91 922	44 236	27 359
248 WOOD, SIMPLY WORKED	543 151	29 726	18 462	692 CONTAINERS, STORAGE, TRNSP	28 536	21 297	13 115
251 PULP AND WASTE PAPER	614 660	10 925	6 772	693 WIRE PRODUCTS EXCL. ELECT	42 903	25 819	15 889
261 SILK	482	601	361	694 NAILS, SCREWS, NUTS, ETC.	100 042	95 189	58 871
263 COTTON	36 894	6 681	4 150	695 TOOLS	44 459	41 299	87 028
265 VEGETABLE TEXTILE FIBRES	562	129	696	696 CUTLERY	11 990	53 718	33 218
266 SYNTHETIC FIBRES	312 729	95 349	58 942	697 HOUSEHOLD EQUIPMENT, NES	16 631	29 491	18 223
267 OTHER MAN-MADE FIBRES	54 032	20 032	12 202	699 MANUFACT. BASE METAL, NES	359 585	387 613	239 879
268 WOOL, OTHER ANIMAL HAIR	6 920	6 248	3 862	700 CPL IND PLANT (84/85/87)	11 812	118 578	75 315
269 WORN CLOTHING, TEXTL. ARTL	36 199	4 675	2 863	711 STEAM GENER. BOILERS, ETC.	3 398	14 467	9 285
272 FERTILIZERS, CRUDE	2 151	118	69	712 STEAM TURBINES	684	10 078	6 388
273 STONE, SAND AND GRAVEL	10 809	542	339	713 INTRNL COMBUS PSTN ENGIN	372 313	705 985	437 082
274 SULPHUR, UNRSTD. IRON PYRS	70 165	237	142	714 ENGINES, MOTORS NON-ELECT	328	4 221	2 574
277 NATURAL ABRASIVES, NES	670	8 883	4 318	716 ROTATING ELECTRIC PLANT	89 153	181 511	112 311
278 OTHER CRUDE MINERALS	851 602	17 442	10 752	718 OTH. POWR. GENTRNG. MACHNRY	2 776	64 716	39 793
282 FERROUS WASTE AND SCRAP	620 957	14 419	8 795	721 AGRIC. MACHINES, EX. TRACTR	50 201	56 896	34 610
285 ALUMINIUM ORE, CONCTR. ETC	145 296	12 800	7 974	722 TRACTORS	105 583	107 813	67 883
287 ORE, CONCENTR. BASE METALS	1 537	111	66	723 CIVIL ENGINEERING EQUIPT	84 921	96 602	59 927
288 NON-FERROUS WASTE, SCRAP	137 344	13 465	8 383	724 TEXTILE, LEATHER MACHINES	38 229	132 076	81 846
291 CRUDE ANIMAL MATERLS, NES	17 875	10 094	6 284	725 PAPER, PULP MILL MACHINES	7 309	34 028	21 086
292 CRUDE VEG. MATERIALS, NES	29 080	33 557	20 621	726 PRINTNG, BOOKBINDNG MACHS	26 545	113 455	69 960
321 COAL, NOT AGGLOMERATED	2 067	50	33	727 FOOD-PROCESS. MCH. NON DDM	4 399	23 885	14 664
322 BRIQUETTES, LIGNITE, PEAT	625 827	13 191	8 128	728 OTH. MACH. PTS, SPCL INDUST	93 156	306 372	190 078
325 COKE, SEMI-COKE, RET. CARBN	39 344	788	465	731 METAL REMOVAL WORK TOOLS	20 413	92 860	55 935
334 PETROLEUM PRODUCTS	882 540	44 876	27 335	733 MACH-TOOLS, METAL-WORKING	8 462	25 301	15 448
335 RESIDUAL PETROL. PRODUCTS	102 446	4 864	3 008	735 PARTS, NES, FOR MACH-TOOLS	15 446	92 770	56 302
342 LIQUEFIED PROPANE, BUTANE	87 054	1 764	1 028	737 METALWORKING MACHNRY NES	19 702	94 194	57 368
411 ANIMAL OILS AND FATS	73 611	8 520	5 307	741 HEATING, COOLING EQUIP, PART	42 244	107 126	66 521
421 FIXED VEG. FAT, OILS, SOFT	14 438	1 857	1 134	742 PUMPS FOR LIQUIDS, PARTS	29 972	165 627	102 619
422 FIXED VEG. FAT, OILS, OTHER	75 004	5 790	3 609	743 PUMPS NES, CENTRIFUGS ETC	117 412	256 259	158 409
431 ANIMAL, VEG. FATS, OILS, NES	172 223	19 909	12 283	744 MECHANICAL HANDLING EQUIP	140 780	182 375	112 996
511 HYDROCARBONS, NES, DERIVTS	393 090	51 145	31 341	745 OTH. NONELEC MCH, TOOL, NES	29 609	163 965	101 629
512 ALCOHOL, PHENOL, ETC. DERIV	552 686	97 831	60 572	746 BALL OR ROLLER BEARINGS	42 521	115 932	71 803
513 CARBOXYLIC ACIDS, DERIVTS	544 582	140 665	86 827	747 TAPS, COCKS, VALVES, ETC.	25 419	121 317	75 019
514 NITROGEN-FUNCT. COMPOUNDS	507 007	203 100	125 188	748 TRANSMISSIONS SHAFTS ETC	155 424	143 921	88 899
515 ORGANO-INORGANIC COMPNDS	96 704	171 621	105 622	749 NON-ELECT MACH. PARTS, ETC	19 405	112 740	69 467
516 OTHER ORGANIC CHEMICALS	242 613	73 848	45 643	751 OFFICE MACHINES	11 829	61 629	38 256
522 INORGANIC CHEM. ELEMENTS	363 879	67 880	41 897	752 AUTOMATC. DATA PRDCT. EQUIP	26 603	431 398	266 664
523 METAL. SALTS, INORGAN. ACID	449 416	43 907	27 132	759 PARTS, FOR OFFICE MACHINS	9 017	178 795	109 789
524 OTHER CHEMICAL COMPOUNDS	42 104	14 561	9 021	761 TELEVISION RECEIVERS ETC	52 850	126 477	78 435
525 RADIO-ACTIVE MATERIALS	126	2 713	1 675	762 RADIO-BROADCAST RECEIVER	8 869	66 204	40 979
531 SYNTH. COLOURS, LAKES, ETC.	65 653	118 017	72 903	763 SOUND RECORDER, PHONOGRPH	15 564	104 345	64 740
532 DYEING, TANNING MATERIALS	86 427	11 259	6 987	764 TELECOMM. EQUIP. PARTS NES	20 369	206 972	128 188
533 PIGMENTS, PAINTS, ETC.	334 934	196 182	121 220	771 ELECT. POWER MACHNRY PARTS	30 203	91 201	56 389
541 MEDICINES, ETC. EXC. GRP842	20 497	231 989	142 707	772 ELEC. SWITCH. RELAY. CIRCUIT	102 858	558 885	345 950
542 MEDICAMENTS	27 906	279 668	171 496	773 ELECT. DISTRIBUT. EQPT NES	74 122	129 383	80 488
551 ESSENT. OIL, PERFUME, FLAVR	23 507	52 480	32 388	774 ELECTRO-MEDCL. XRAY EQUIP	3 417	67 572	41 651
553 PERFUMERY, COSMETICS, ETC.	59 487	81 456	50 443	775 DOM. ELEC. NON-ELEC. EQUIPT	229 005	298 326	184 596
554 SOAP, CLEANERS, POLISH, ETC	198 680	67 242	41 602	776 TRANSISTORS, VALVES, ETC.	31 193	212 161	131 448
562 FERTILIZER, EXCEPT GRP272	3 031 945	74 012	45 913	778 ELECTRIC. MACH. APPART. NES	266 517	563 850	348 645
571 POLYMERS OF ETHYLENE	491 656	62 635	38 843	781 PASS. MOTOR VEHCLS. EX. BUS	1 023 966	2 197 512	1 360 077
572 POLYMERS OF STYRENE	353 753	52 485	32 603	782 GOODS, SPCL TRANSPORT VEH	136 988	175 434	109 567
573 POLYMERS, VINYL CHLORIDE	143 796	31 448	19 437	783 ROAD MOTOR VEHICLES NES	72 700	111 885	70 649
574 POLYACETAL, POLYCARBONATE	328 890	121 539	75 221	784 PARTS, TRACTORS, MOTOR VEH	1 626 814	1 951 043	1 205 041
575 OTH. PLASTIC, PRIMARY FORM	904 908	301 921	186 629	785 CYCLES, MOTORCYCLES ETC.	3 400	16 091	9 801
579 PLASTIC WASTE, SCRAP ETC	21 405	581	361	786 TRAILERS, SEMI-TRAILR, ETC	65 393	49 072	30 729
581 PLASTIC TUBE, PIPE, HOSE	27 588	36 086	22 270	791 RAILWAY VEHICLES, EQUIPNT	5 435	13 489	8 314
582 PLASTIC PLATE, SHEETS, ETC	342 808	213 632	132 031	792 AIRCRAFT, ASSOCTD. EQUIPNT	665	78 574	49 347
583 MONOFILAMENT OF PLASTICS	63 835	42 425	26 210	793 SHIP, BOAT, FLOAT. STRUCTRS	4 406	5 343	3 251
591 INSECTICIDES, ETC.	62 475	75 929	46 286	800 CPL IND PLANT CHAP 90/94	2	197	127
592 STARCHES, INULIN, ETC.	195 066	53 277	33 104	811 PREFABRICATED BUILDINGS	663	541	334
593 EXPLOSIVES, PYROTECHNICS	12 046	5 134	3 199	812 PLUMBNG, SANITRY, EQPT. ETC	30 454	47 423	29 424

7 IMPORTS AND EXPORTS (SPECIAL TRADE) BY COUNTRIES OF PRODUCTION AND CONSUMPTION AND BY GROUPS OF THE SITC-REV. III 1994

GROUP DESCRIPTION	DT = 100 KG	1 000 DM	1 000 \$	GROUP DESCRIPTION	DT = 100 KG	1 000 DM	1 000 \$
813 LIGHTNG FIXTURES ETC.NES	12 824	37 009	22 843	541 MEDICINES,ETC.EXC.GRPS42	73	2 932	1 806
821 FURNITURE,CUSHIONS,ETC.	119 671	117 502	72 421	553 PERFUMERY,COSMETICS,ETC.	741	1 500	934
831 TRUNK,SUIT-CASES,BAG,ETC	3 577	9 786	6 078	554 SOAP,CLEANERS,POLISH,ETC	352	1 172	100
841 MENS,BOYS CLOTHNG,X-KNIT	4 347	35 402	21 903	562 FERTILIZER,EXCEPT GRP272	969	107	64
842 WOMEN,GIRL CLOTHNG,XKNIT	5 246	67 138	41 327	571 POLYMERS OF ETHYLENE	4 864	452	269
843 MENS,BOYS CLOTHING,KNIT	592	3 010	1 856	575 OTH.PLASTIC,PRIMARY FORM	987	459	278
844 WOMEN,GIRLS CLOTHNG.KNIT	1 994	12 830	7 968	581 PLASTIC TUBE,PIPE,HOSE	298	248	147
845 OTHR.TEXTILE APPAREL,NES	5 469	37 960	23 421	582 PLASTIC PLATE,SHEETS,ETC	2 292	1 405	852
846 CLOTHING ACCESSRS,FABRIC	1 658	10 572	6 600	583 MONOFILAMENT OF PLASTICS	243	246	153
848 CLOTHING,NONTXLT;HEADGEAR	2 110	17 506	10 860	591 INSECTICIDES, ETC.	67	73	45
851 FOOTWEAR	12 675	40 338	24 211	592 STARCHES,INULIN,ETC.	58	64	39
871 OPTICAL INSTRUMENTS,NES	787	24 223	15 085	593 EXPLOSIVES,PYROTECHNICS	109	91	57
872 MEDICAL INSTRUMENTS,NES	13 927	132 451	81 895	597 PREPRD ADDITIVES,LIQUIDS	1 474	181	111
873 METERS,COUNTERS,NES	9 128	50 580	31 386	598 MISC.CHEMICAL PRODTS,NES	503	491	308
874 MEASURE,CONTROL INSTRMNT	26 557	403 837	250 263	613 FURSKINS,TANNED,DRESSED	4	265	172
881 PHOTOGRAPH APPAR.ETC.NES	4 944	45 464	28 184	621 MATERIALS OF RUBBER	545	252	148
882 PHOTO.CINEMATOGRPH.SUPPL	78 144	104 899	64 679	625 RUBBER TYRES,TUBES,ETC.	3 202	1 166	737
884 OPTICAL GOODS NES	628	28 826	17 849	629 ARTICLES OF RUBBER, NES	166	951	575
885 WATCHES AND CLOCKS	2 216	38 852	24 037	634 VENEERS, PLYWOOD, ETC.	99	94	60
891 ARMS AND AMMUNITION	1 405	7 754	4 806	635 WOOD MANUFACTURES, NES	1 136	1 518	954
892 PRINTED MATTER	106 856	122 230	75 710	641 PAPER AND PAPERBOARD	5 076	2 123	1 308
893 ARTICLES,NES,OF PLASTICS	218 819	222 858	137 732	642 PAPER,PAPERBOARD,CUT ETC	18 124	6 111	3 780
894 BABY CARRIAGE,TOYS,GAMES	22 422	51 494	32 012	652 COTTON FABRICS, WOVEN	321	1 854	1 155
895 OFFICE,STATIONERY SUPPLS	20 835	61 469	37 948	653 FABRICS,MAN-MADE FIBRES	44	172	104
896 WORKS OF ART,ANTIQUE ETC	15	1 253	762	654 OTH.TEXTILE FABRIC,WOVEN	6	61	38
897 GOLD,SILVERWARE,JEWEL NES	126	7 892	4 877	657 SPECIAL YARN,TXL.FABRIC	356	800	496
898 MUSICAL INSTRUMENTS,ETC.	43 356	110 006	68 017	658 TEXTILE ARTICLES NES	424	914	563
899 MISC MANUFCTRD GOODS NES	11 770	63 195	39 060	659 FLOOR COVERINGS, ETC.	780	1 090	672
961 COIN,NONGOLD NONCURRENT	2	120	72	661 LIME,CEMENT,CONSTR.MATRL	1 074	91	52
971 GOLD,NONMONTY EXCL ORES	10	24 077	14 390	662 CLAY,REFRCT.CONSTR.MATRL	5 387	344	210
972 MONETARY GOLD,GOLD COINS		112	69	663 MINERAL MANUFACTURES,NES	1 632	504	309
				664 GLASS	678	630	385
				665 GLASSWARE	1 754	932	571
				666 POTTERY	169	246	151
EU				667 PEARLS,PRECIOUS STONES		101	62
IMPORTS	1 656 213 799	292 936 144 181	172 213	676 IRON,STL.BAR,SHAPES ETC.	344	62	36
EXPORTS	1 409 651 900	340 153 167 210	207 854	679 TUBES,PIPES,ETC. IRON,STL	271	745	463
CANARY IS				682 COPPER	1 234	2 305	1 427
IMPORTS	678 290	157 109	94 701	684 ALUMINIUM	3 200	2 709	1 691
034 FISH,FRESH,CHILLED,FROZN	494	386	239	691 METALLIC STRUCTURES NES	4 354	1 492	910
036 CRUSTACEANS,MOLLUSCS ETC	701	407	237	692 CONTAINERS,STORAGE,TRNSP	1 777	364	93
037 FISH ETC.PRPD,PRSD,NES	145	110	70	693 WIRE PRODUCTS EXCL.ELECT	131	168	95
054 VEGETABLES	629 043	115 822	69 362	694 NAILS,SCREWS,NUTS,ETC.	631	1 679	1 047
057 FRUIT,NUTS EXCL.OIL NUTS	15 863	2 137	1 284	695 TOOLS	70	296	180
075 SPICES	39	72	42	696 CUTLERY	35	485	676
112 ALCOHOLIC BEVERAGES	5 496	384	227	697 HOUSEHOLD EQUIPMENT,NES	485	2 550	1 562
122 TOBACCO, MANUFACTURED	18	201	127	699 MANUFACTS.BASE METAL,NES	1 407	2 771	1 713
292 CRUDE VEG.MATERIALS, NES	13 086	24 914	15 157	713 INTRNL COMBUS PSTN ENGIN	402	1 768	1 108
654 OTH.TEXTILE FABRIC,WOVEN	51	148	89	716 ROTATING ELECTRIC PLANT	2	112	69
671 PIG IRON,SPIEGELEISN,ETC	5 000	405	248	718 OTH.PDWR.MCHNRTNG.MACHNRY	9	101	60
679 TUBES,PIPES,ETC. IRON,STL	1 706	1 612	993	721 AGRIC.MACHINES,EX.TRACTR	22	1 145	704
695 TOOLS	51	55	33	723 CIVIL ENGINEERING EQUIPT	621	103	62
699 MANUFACTS.BASE METAL,NES	36	70	43	724 TEXTILE,LEATHER MACHINES	49	90	56
728 OTH.MACH,PTS,SPCL INDUST	131	333	191	725 PAPER,PULP MILL MACHINES	20	3 720	2 366
741 HEATNG,COOLNG EQIP,PART	52	117	73	726 PRINTNG,BOOKBINDNG MACHS	1 018	571	353
743 PUMPS NES,CENTRIFUGS ETC	11	741	469	727 FOOD-PROCESS.MCH.NON DDM	108	6 837	4 180
745 OTH.NONELEC MCH,TOOL,NES	13	53	32	728 OTH.MACH,PTS,SPCL INDUST	1 072	414	263
781 PASS.MOTOR VEHCLS.EX.BUS	4 384	5 950	3 801	737 METALWORKING MACHNRY NES	44	1 125	1 342
782 GOODS,SPCL TRANSPORT VEH	31	53	33	741 HEATNG,COOLNG EQIP,PART	369	1 014	638
785 CYCLES,MOTORCYCLES,ETC.	10	66	39	742 PUMPS FOR LIQUIDS,PARTS	132	2 444	1 518
786 TRAILERS,SEMI-TRAILR,ETC	490	254	157	743 PUMPS NES,CENTRIFUGS ETC	524	666	406
871 OPTICAL INSTRUMENTS,NES	1	160	103	744 MECHANICAL HANDLING EQIP	824	4 118	2 527
EXPORTS	1 163 759	320 743	198 499	745 OTH.NONELEC MCH,TOOL,NES	919	192	116
001 LIVE ANIMALS	3 556	1 348	839	746 BALL OR ROLLER BEARINGS	30	1 426	858
011 BOVINE MEAT	6 918	1 991	1 286	747 TAPS,COCKS,VALVES,ETC.	341	647	401
016 MEAT,ED.OFFL,DRY,SLT,SMK	80	174	107	748 TRANSMISSIONS SHAFTS ETC	100	603	373
017 MEAT,OFFL,PRPD,PRSD,NES	3 836	3 138	1 922	749 NON-ELECT MACH.PARTS,ETC	109	355	220
022 MILK AND CREAM	95 737	16 687	10 261	751 OFFICE MACHINES	125	921	571
023 BUTTER,OTHER FAT OF MILK	3 983	2 620	1 538	752 AUTOMATC.DATA PROC.EQUIP	166	260	161
024 CHEESE AND CURD	14 602	9 636	5 995	759 PARTS,FOR OFFICE MACHINS	34	3 058	1 906
034 FISH,FRESH,CHILLED,FROZN	34	123	75	761 TELEVISION RECEIVERS ETC	1 321	70	282
037 FISH ETC.PRPD,PRSD,NES	719	605	375	762 RADIO-BROADCAST RECEIVER	70	412	256
048 CEREAL PREPARATIONS	144 778	10 891	6 742	763 SOUND RECORDER,PHONOGRPH	54	503	309
054 VEGETABLES	237	215	123	764 TELECOMM.EQUIP.PARTS NES	106	218	134
056 VEGETABLES,PRPD,PRSD,NES	8 241	2 256	1 408	771 ELECT POWER MACHNY,PARTS	31	13 629	8 639
057 FRUIT,NUTS EXCL.OIL NUTS	414	213	126	772 ELEC.SWITCH.RELAY.CIRCUT	1 288	379	232
059 FRUIT,PRESERVED,PREPARED	3 508	1 257	774	773 ELECTR DISTRIBT.EQPT NES	270	533	320
061 SUGARS,MOLASSES,HONEY	549 478	27 534	17 042	774 ELECTRO-MEDCL.XRAY EQUIP	34	7 483	4 585
062 SUGAR CONFECTIONERY	2 122	1 195	742	775 DDM.ELEC,NON-ELEC, EQUIPT	6 575	5 243	3 236
071 COFFEE,COFFEE SUBSTITUTE	2 147	2 594	1 608	778 ELECTRIC.MACH.APPART.NES	2 501	36 432	22 679
073 CHOCOLATE,OTH.COCOA PREP	1 924	1 398	859	781 PASS.MOTOR VEHCLS.EX.BUS	18 912	3 883	2 408
074 TEA AND MATE	41	74	45	782 GOODS,SPCL TRANSPORT VEH	3 041	1 256	800
075 SPICES	93	99	50	783 ROAD MOTOR VEHICLES NES	833	8 220	5 090
081 ANIMAL FEED STUFF	195	376	237	784 PARTS,TRACTORS,MOTOR VEH	2 856	166	105
091 MARGARINE AND SHORTENING	2 134	619	379	785 CYCLES,MOTORCYCLES ETC.	29	378	239
098 EDIBLE PROD.PREPRNS,NES	8 413	3 103	1 913	786 TRAILERS,SEMI-TRAILR,ETC	297	311	199
111 NON-ALCOHOL.BEVERAGE,NES	27 083	3 201	1 977	791 RAILWAY VEHICLES.EQUIPNT	240	193	120
112 ALCOHOLIC BEVERAGES	64 678	10 047	6 259	812 PLUMBNG,SANITRY,EQPT.ETC	198	596	367
122 TOBACCO, MANUFACTURED	3 573	6 377	3 909	813 LIGHTNG FIXTURES ETC.NES	207	3 319	2 030
231 NATURAL RUBBER, ETC.	880	120	73	821 FURNITURE,CUSHIONS,ETC.	2 783	100	58
247 WOOD ROUGH,ROUGH SQUARED	870	96	60	831 TRUNK,SUIT-CASES,BAG,ETC	16	432	267
267 OTHER MAN-MADE FIBRES	11 723	6 965	4 299	841 MENS,BOYS CLOTHING,X-KNIT	31	1 534	919
269 WORN CLOTHING,TEXTL,ARTL	1 741	266	166	842 WOMEN,GIRL CLOTHING,XKNIT	61	103	60
278 OTHER CRUDE MINERALS	3 041	136	83	843 MENS,BOYS CLOTHING,KNIT	12	159	94
292 CRUDE VEG.MATERIALS, NES	543	952	588	844 WOMEN,GIRLS CLOTHING.KNIT	6	838	518
322 BRIQUETTES,LIGNITE,PEAT	34 406	942	601	845 OTHR.TEXTILE APPAREL,NES	52	144	87
334 PETROLEUM PRODUCTS	2 190	155	120	846 CLOTHING ACCESSRS,FABRIC	27	173	99
421 FIXED VEG.FAT,OILS,SOFT	7 989	908	526	848 CLOTHING,NONTXLT;HEADGEAR	16	245	150
512 ALCOHOL,PHENOL,ETC.DERIV	342	207	127	851 FOOTWEAR	56	250	152
513 CARBOXYLIC ACIDS,DERIVTS	107	127	83	852 STARCHES,INULIN,ETC.	5	593	970
522 INORGANIC CHEM.ELEMENTS	632	213	131	871 OPTICAL INSTRUMENTS,NES	5	2 489	1 513
523 METAL.SALTS,INORGAN.ACID	3 394	257	160	872 MEDICAL INSTRUMENTS NES	103	846	517
533 PIGMENTS, PAINTS, ETC.	3 720	1 828	1 120	874 MEASURE,CONTROL INSTRMNT	155	3 428	2 110
				881 PHOTOGRAPH APPAR.ETC.NES	141	141	88
				882 PHOTO.CINEMATOGRPH.SUPPL	2 224	653	394
				884 OPTICAL GOODS NES	1	73	46
				885 WATCHES AND CLOCKS	37	2	401
				891 ARMS AND AMMUNITION	2	15 212	9 461
				892 PRINTED MATTER	12 271		

7 IMPORTS AND EXPORTS (SPECIAL TRADE) BY COUNTRIES OF PRODUCTION AND CONSUMPTION AND BY GROUPS OF THE SITC-REV. III 1994

GROUP DESCRIPTION	DT = 100 KG	1 000 DM	1 000 \$	GROUP DESCRIPTION	DT = 100 KG	1 000 DM	1 000 \$
893 ARTICLES,NES,OF PLASTICS	1 932	2 094	1 287	842 WOMEN,GIRL CLOTHING,XKNIT	2	59	35
894 BABY CARRIAGE, TOYS, GAMES	512	1 390	886	844 WOMEN,GIRLS CLOTHNG.KNIT	17	176	111
895 OFFICE, STATIONERY SUPPLS	253	1 350	830	845 OTHR.TEXTILE APPAREL,NES	160	1 762	1 119
896 WORKS OF ART,ANTIQUE ETC		357	228	846 CLOTHING ACCESSRS,FABRIC	19	311	196
897 GOLD,SILVERWARE, JEWEL NES		804	499	848 CLOTHING,NONXTL,HEADGEAR	2	58	34
898 MUSICAL INSTRUMENTS,ETC.	60	544	337	874 MEASURE,CONTROL INSTRMNT	5	206	122
899 MISC MANUFCTRD GOODS NES	424	2 457	1 494	893 ARTICLES,NES,OF PLASTICS	136	99	61
				896 WORKS OF ART,ANTIQUE ETC	4	523	325
				899 MISC MANUFCTRD GOODS NES	28	922	579
CEUTA MEL							
IMPORTS	60 361	19 773	12 219	EXPORTS	595 067	222 052	137 291
251 PULP AND WASTE PAPER	3 464	75	49	034 FISH,FRESH,CHILLED,FROZN	237	56	37
334 PETROLEUM PRODUCTS	31 014	1 239	792	041 WHEAT, MESLIN, UNMILLED	12 959	364	235
522 INORGANIC CHEM.ELEMENTS	1 150	412	258	043 BARLEY, UNMILLED	71 077	856	511
523 METAL.SALTS, INDRGANIC.ACID	121	72	45	045 OTHER CEREALS, UNMILLED	4 014	52	33
553 PERFUMERY,COSMETICS,ETC.	21 649	15 914	9 813	047 OTHER CEREAL MEAL,FLOURS	52 186	816	485
574 POLYACETAL,POLYCARBONATE	20	229	148	048 CEREAL PREPARATIONS	55 629	1 397	852
575 OTH.PLASTIC,PRIMARY FORM	230	53	33	056 VEGETABLES,PRPD,PRVSD,NES	580	166	109
641 PAPER AND PAPERBOARD	430	51	30	057 FRUIT,NUTS EXCL.OIL NUTS	551	237	142
685 LEAD	845	81	49	058 FRUIT,PRESERVED,PREPARED	3 227	1 184	740
695 TOOLS	47	139	88	061 SUGARS,MOLASSES,HONEY	27 053	2 577	1 554
726 PRINTNG,BOOKBINDNG MACHS	410	420	241	062 SUGAR CONFECTIONERY	1 105	680	421
741 HEATNG,COOLNG EQUIP,PART	31	264	168	071 COFFEE,COFFEE SUBSTITUTE	55	67	39
773 ELECTR.DISTRIBT.EQPT NES	190	150	92	072 COCOA	1 330	823	503
851 FOOTWEAR	95	52	30	073 CHOCOLATE,OTH.COCOA PREP	1 225	819	512
893 ARTICLES,NES,OF PLASTICS	331	213	132	075 SPICES	204	153	88
				081 ANIMAL FEED STUFF	2 478	111	70
EXPORTS	91 080	37 358	23 040	091 MARGARINE AND SHORTENING	309	64	40
022 MILK AND CREAM	8 231	583	363	098 EDIBLE PROD.PREPRTRS,NES	3 937	1 606	992
048 CEREAL PREPARATIONS	402	144	87	111 NON-ALCOHOL.BEVERAGE,NES	408	38	59
054 VEGETABLES	1 020	60	38	112 ALCOHOLIC BEVERAGES	14 543	2 258	1 395
061 SUGARS,MOLASSES,HONEY	12 040	689	429	122 TOBACCO, MANUFACTURED	10	80	46
112 ALCOHOLIC BEVERAGES	3 417	345	215	246 WOOD IN CHIPS, PARTICLES	7 563	77	47
269 WORN CLOTHING,TEXTL.ARTL	35 707	6 515	4 000	248 WOOD, SIMPLY WORKED	2 951	741	460
542 MEDICAMENTS	1	329	193	273 STONE, SAND AND GRAVEL	3 780	120	71
553 PERFUMERY,COSMETICS,ETC.	132	68	42	278 OTHER CRUDE MINERALS	33 646	413	264
575 OTH.PLASTIC,PRIMARY FORM	308	330	192	292 CRUDE VEG.MATERIALS, NES	215	191	119
597 PREPRD ADDITIVES,LIQUIDS	505	197	125	334 PETROLEUM PRODUCTS	9 367	1 809	1 113
625 RUBBER TYRES,TUBES,ETC.	17 058	1 216	754	335 RESIDUAL PETROL.PRODUCTS	3 229	267	163
629 ARTICLES OF RUBBER, NES	13	48	30	421 FIXED VEG.FAT,OILS, SOFT	1 991	239	147
651 TEXTILE YARN	12	48	30	422 FIXED VEG.FAT,OILS,OTHER	876	99	60
657 SPECIAL YARN,TXTL.FABRIC	5	53	33	431 ANIMAL,VEG.FATS,OILS,NES	4 756	529	328
658 TEXTILE ARTICLES NES	132	147	90	511 HYDROCARBONS,NES,DERIVTS	167	58	32
665 GLASSWARE	125	106	64	512 ALCOHOL,PHENOL,ETC.DERIV	266	79	45
684 ALUMINIUM	149	192	116	513 CARBOXYLIC ACIDS,DERIVTS	149	132	83
695 TOOLS	199	140	84	514 NITROGEN-FUNCT.COMPOUNDS	88	63	34
699 MANUFACTS.BASE METAL,NES	18	71	45	515 ORGANO-INORGANIC COMPNDS	88	109	66
713 INTRNL COMBUS PSTN ENGIN	965	4 096	2 528	516 OTHER ORGANIC CHEMICALS	173	128	76
742 PUMPS FOR LIQUIDS,PARTS	253	328	205	522 INORGANIC CHEM.ELEMENTS	20 350	620	362
743 PUMPS NES,CENTRIFUGS ETC	244	455	282	523 METAL.SALTS, INDRGANIC.ACID	3 702	225	135
746 BALL OR ROLLER BEARINGS	62	227	140	531 SYNTH.COLOURS,LAKES,ETC.	129	493	312
748 TRANSMISSIONS SHAFTS ETC	284	1 082	677	533 PIGMENTS, PAINTS, ETC.	6 411	3 285	2 029
749 NON-ELECT MACH.PARTS,ETC	81	579	354	541 MEDICINES,ETC.EXC.GRPS42	91	405	252
761 TELEVISION RECEIVERS ETC	137	631	365	542 MEDICAMENTS	180	701	433
771 ELECT POWER MACHNY.PARTS	3	56	38	551 ESSNTL.OIL, PERFUME, FLAVR	44	78	49
778 ELECTRIC.MACH.APPART.NES	892	947	577	553 PERFUMERY,COSMETICS,ETC.	1 169	2 025	1 258
781 PASS.MOTOR VEHCLS.EX.BUS	2 797	7 349	4 573	554 SOAP,CLEANERS,POLISH,ETC	5 134	1 809	1 115
784 PARTS,TRACTORS,MOTOR VEH	3 602	7 697	4 761	571 POLYMERS OF ETHYLENE	2 848	529	328
813 LIGHTNG FIXTURES ETC.NES	730	999	628	574 POLYACETAL,POLYCARBONATE	842	353	221
851 FOOTWEAR	130	239	140	575 OTH.PLASTIC,PRIMARY FORM	8 414	1 480	925
872 MEDICAL INSTRUMENTS NES	43	140	82	581 PLASTIC TUBE,PIPE,HOSE	953	986	617
874 MEASURE,CONTROL INSTRMNT	14	215	134	582 PLASTIC PLATE,SHEETS,ETC	4 374	2 585	1 583
881 PHOTOGRAPH APPAR,ETC.NES	4	73	43	583 MONOFILAMENT OF PLASTICS	281	325	199
885 WATCHES AND CLOCKS	1	104	67	591 INSECTICIDES, ETC.	44	113	70
				592 STARCHES,INULIN,ETC.	2 757	673	413
ICELAND				593 EXPLOSIVES, PYROTECHNICS	217	534	346
IMPORTS	3 024 112	393 223	242 975	597 PREPRD ADDITIVES,LIQUIDS	2 542	571	351
001 LIVE ANIMALS	3 778	2 840	1 757	598 MISC.CHEMICAL PRDTS,NES	21 296	2 679	1 637
034 FISH,FRESH,CHILLED,FROZN	430 745	152 405	94 183	612 MANUFACT.LEATHER ETC.NES	162	571	361
035 FISH,DRIED,SALTED,SMOKED	13 072	6 974	4 244	621 MATERIALS OF RUBBER	1 954	1 067	653
036 CRUSTACEANS,MOLLUSCS ETC	2 229	2 394	1 508	625 RUBBER TYRES,TUBES,ETC.	767	309	187
037 FISH ETC.PREPD,PRVSD,NES	16 640	20 379	12 633	629 ARTICLES OF RUBBER, NES	658	723	441
059 FRUIT, VEGETABLE JUICES	1 013	145	92	633 CORK MANUFACTURES	63	48	30
081 ANIMAL FEED STUFF	21 870	1 594	992	634 VENEERS, PLYWOOD, ETC.	11 810	2 583	1 596
268 WOOL, OTHER ANIMAL HAIR	945	270	166	635 WOOD MANUFACTURES, NES	2 847	1 569	976
277 NATURAL ABRASIVES, NES	1 798 674	11 143	7 125	641 PAPER AND PAPERBOARD	16 236	3 452	2 130
278 OTHER CRUDE MINERALS	5 700	358	223	642 PAPER,PAPERBOARD,CUT ETC	12 320	6 316	3 903
288 NON-FERROUS WASTE,SCRAP	8 704	721	447	651 TEXTILE YARN	1 221	999	609
289 PREC.METAL ORES,CONCRTS		335	205	652 COTTON FABRICS, WOVEN	156	508	318
291 CRUDE ANIMAL MATERLS,NES	1 607	991	628	653 FABRICS,MAN-MADE FIBRES	250	961	587
292 CRUDE VEG.MATERIALS, NES	3 154	453	283	654 OTH.TEXTILE FABRIC,WOVEN	103	239	141
411 ANIMAL OILS AND FATS	30 836	1 916	1 187	655 KNIT.CROCHET.FABRIC NES	124	186	110
598 MISC.CHEMICAL PRDTS,NES	29 452	1 861	1 145	656 TULLE,LACE,EMBROIDRY,ETC	108	433	266
613 FURSKINS,TANNED,DRESSED	54	261	161	657 SPECIAL YARN,TXTL.FABRIC	702	1 127	691
651 TEXTILE YARN	40	105	65	658 TEXTILE ARTICLES NES	169	491	301
653 FABRICS,MAN-MADE FIBRES	585	923	583	659 FLOOR COVERINGS, ETC.	1 238	772	467
658 TEXTILE ARTICLES NES	44	222	137	661 LIME,CEMENT,CONSTR.MATRL	2 303	148	93
659 FLOOR COVERINGS, ETC.	43	79	45	662 CLAY,REFRCT.CONSTR.MATRL	3 354	573	361
663 MINERAL MANUFACTURES,NES	15 411	1 496	946	663 MINERAL MANUFACTURES,NES	2 129	1 058	646
667 PEARLS,PRECIOUS STONES				664 GLASS	6 288	881	547
671 PG IRON,SPIEGELEISN,ETC	996			665 GLASSWARE	6 179	1 684	1 063
684 ALUMINIUM	616 113	158 985	98 089	666 POTTERY	408	887	555
697 HOUSEHOLD EQUIPMENT,NES	2 044	3 294	2 009	672 INGOTS ETC.IRON OR STEEL	595	63	38
713 INTRNL COMBUS PSTN ENGIN	40	153	95	673 FLAT-ROLLED IRON ETC.	4 716	429	270
727 FOOD-PROCESS.MCH.NON DDM	24	532	341	674 FLAT-ROLLED PLATED IRON	9 153	997	628
745 OTH.NONELEC MCH,TOOL,NES	42	906	566	676 IRON,STL.BAR,SHAPES ETC.	8 695	926	563
748 TRANSMISSIONS SHAFTS ETC	12	55	31	678 WIRE OF IRON OR STEEL	516	230	142
752 AUTOMATC.DATA PROC.EQUIP	435	7 146	4 368	679 TUBES,PIPES,ETC.IRON,STL	8 163	1 597	989
759 PARTS,FOR OFFICE MACHINS		64	40	682 COPPER	476	575	358
764 TELECOMM.EQUIP,PARTS NES		74	44	684 ALUMINIUM	1 152	1 346	831
778 ELECTRIC.MACH.APPART.NES		70	42	691 METALLIC STRUCTURES NES	5 228	1 877	1 165
781 PASS.MOTOR VEHCLS.EX.BUS	13	48	31	692 CONTAINERS,STORAGE,TRNSP	2 948	2 927	1 807
793 SHIP,BOAT,FLOAT.STRUCTRS	16 650	4 250	2 438	693 WIRE PRODUCTS EXCL.ELECT	3 933	1 156	716
813 LIGHTNG FIXTURES ETC.NES	20	128	79	694 NAILS,SCREWS,NUTS,ETC.	1 421	1 289	788
				695 TOOLS	595	1 743	1 051
				696 CUTLERY	122	658	406
				697 HOUSEHOLD EQUIPMENT,NES	1 180	1 185	723

7 IMPORTS AND EXPORTS (SPECIAL TRADE) BY COUNTRIES OF PRODUCTION AND CONSUMPTION AND BY GROUPS OF THE SITC-REV. III 1994

GROUP DESCRIPTION	DT = 100 KG	1 000 DM	1 000 \$	GROUP DESCRIPTION	DT = 100 KG	1 000 DM	1 000 \$
699 MANUFACTS.BASE METAL,NES	3 902	3 444	2 123	272 FERTILIZERS, CRUDE	722	80	49
711 STEAM GENER. BOILERS, ETC.	17	51	31	273 STONE, SAND AND GRAVEL	43 210 870	152 234	95 121
713 INTRNL COMBUS PSTN ENGIN	412	1 959	1 211	278 OTHER CRUDE MINERALS	8 612 733	46 333	28 737
716 ROTATING ELECTRIC PLANT	248	618	383	281 IRON ORE, CONCENTRATES	15 297 609	79 935	49 471
718 OTH. POWR. GENRTNG. MACHNRY	13	55	33	282 FERROUS WASTE AND SCRAP	270 913	10 663	6 581
721 AGRIC. MACHINES, EX. TRACTR	2 920	2 927	1 801	284 NICKEL ORES, CONCTR, MATTE	240	236	155
722 TRACTORS	292	423	267	287 ORE, CONCENTR. BASE METALS	2 423 791	27 248	16 831
723 CIVIL ENGINEERING EQUIPT	1 323	1 465	903	288 NON-FERROUS WASTE, SCRAP	115 642	22 026	13 748
724 TEXTILE, LEATHER MACHINES	144	774	495	289 PREC. METAL ORES, CONCTRSTS	247	2 036	1 290
725 PAPER, PULP MILL MACHINES	14	108	70	291 CRUDE ANIMAL MATERLS, NES	3 595	367	229
726 PRINTING, BOOKBINDNG MACHS	149	1 136	701	292 CRUDE VEG. MATERIALS, NES	2 895	637	401
727 FOOD-PROCESS. MCH. NON DOM	365	4 375	2 757	321 COAL, NOT AGGLOMERATED	1 159 778	12 589	7 843
728 OTH. MACH. PTS, SPCL INDUST	796	2 539	1 549	333 PETROLEUM OILS, CRUDE	192 990 284	3 931 775	2 429 142
731 METAL REMOVAL WORK TOOLS	24	145	93	334 PETROLEUM PRODUCTS	17 384 861	435 345	268 542
733 MACH-TOOLS, METAL-WORKING	100	129	82	335 RESIDUAL PETROL. PRODUCTS	145 044	3 609	2 263
735 PARTS, NES, FOR MACH-TOOLS	10	65	44	342 LIQUEFIED PROPANE, BUTANE	1 827 482	46 887	28 801
737 METALWORKING MACHNRY NES	53	145	89	344 PETROLEUM GASES, NES	257 707	3 782	2 339
741 HEATING, COOLING EQUIP, PART	348	2 023	1 271	411 ANIMAL OILS AND FATS	56 353	5 359	3 321
742 PUMPS FOR LIQUIDS, PARTS	217	1 144	702	431 ANIMAL, VEG. FATS, OILS, NES	70 610	7 770	4 690
743 PUMPS NES, CENTRIFUGS ETC	521	1 778	1 108	511 HYDROCARBONS, NES, DERIVTS	481 950	37 075	23 011
744 MECHANICAL HANDLING EQUIP	4 417	3 467	2 146	512 ALCOHOL, PHENOL, ETC. DERIV	2 984	647	399
745 OTH. NONELEC MCH, TOOL, NES	691	2 494	1 571	513 CARBOXYLIC ACIDS, DERIVTS	17 858	8 867	5 570
746 BALL OR ROLLER BEARINGS	68	354	220	514 NITROGEN-FUNCT. COMPOUNDS	5 203	39 090	24 305
747 TAPS, COCKS, VALVES, ETC.	498	1 704	1 053	515 ORGANO-INORGANIC COMPNDS	1 614	3 923	2 451
748 TRANSMISSIONS SHAFTS ETC	147	483	293	516 OTHER ORGANIC CHEMICALS	3 483	8 067	4 944
749 NON-ELECT MACH. PARTS, ETC	306	1 185	727	522 INORGANIC CHEM. ELEMENTS	1 102 036	119 171	73 729
751 OFFICE MACHINES	99	403	252	523 METAL, SALTS, INORGAN. ACID	44 123	4 911	3 043
752 AUTOMATC. DATA PROC. EQUIP	374	4 152	2 597	524 OTHER CHEMICAL COMPOUNDS	332 553	35 771	22 079
759 PARTS, FOR OFFICE MACHINS	32	515	315	531 SYNTH. COLOURS, LAKES, ETC.	36	108	69
761 TELEVISION RECEIVERS ETC	738	1 676	1 033	533 PIGMENTS, PAINTS, ETC.	26 120	13 123	8 243
762 RADIO-BROADCAST RECEIVER	40	171	108	541 MEDICINES, ETC. EXC. GRP542	301	4 316	2 652
763 SOUND RECORDER, PHONOGRPH	25	182	112	542 MEDICAMENTS	17 153	15 274	9 423
764 TELECOMM. EQUIP. PARTS NES	182	3 186	1 991	553 PERFUMERY, COSMETICS, ETC.	349	448	274
771 ELECT POWER MACHNRY PARTS	364	1 078	672	554 SOAP, CLEANERS, POLISH, ETC	30 604	5 853	3 602
772 ELEC. SWITCH, RELAY, CIRCUIT	1 695	5 991	3 676	562 FERTILIZER, EXCEPT GRP272	914 975	17 282	10 297
773 ELECTR DISTRIBUT. EQPT NES	2 998	2 366	1 475	571 POLYMERS OF ETHYLENE	573 485	61 022	37 644
774 ELECTRO-MEDCL. XRAY EQUIP	55	1 164	711	572 POLYMERS OF STYRENE	13 696	2 640	1 629
775 DOM. ELEC. NON-ELEC. EQUIPT	3 977	5 846	3 647	573 POLYMERS, VINYL CHLORIDE	98 662	12 033	7 426
776 TRANSISTORS, VALVES, ETC.	1	84	51	574 POLYACETAL, POLYCARBONATE	47 338	15 749	9 778
778 ELECTRIC MACH. APPART. NES	6 790	7 299	4 474	575 OTH. PLASTIC, PRIMARY FORM	397 150	66 657	41 196
781 PASS. MOTOR VEHCLS. EX. BUS	9 176	13 437	8 350	579 PLASTIC WASTE, SCRAP ETC	3 409	110	67
782 GOODS, SPCL TRANSPORT VEH	3 522	4 130	2 571	581 PLASTIC TUBE, PIPE, HOSE	4 492	2 412	1 475
783 ROAD MOTOR VEHICLES NES	1 395	1 582	985	582 PLASTIC PLATE, SHEETS, ETC	30 584	9 255	5 703
784 PARTS, TRACTORS, MOTOR VEH	1 351	2 747	1 701	583 MONOFILAMENT OF PLASTICS	502	223	143
785 CYCLES, MOTORCYCLES ETC.	165	382	230	592 STARCHES, INULIN, ETC.	2 532	1 426	892
786 TRAILERS, SEMI-TRAILER, ETC	304	330	204	593 EXPLOSIVES, PYROTECHNICS	850	1 930	1 163
792 AIRCRAFT, ASSCOTD. EQUIPNT	4	306	188	597 PREPRD ADDITIVES, LIQUIDS	528	160	96
811 PREFABRICATED BUILDINGS	81	356	227	598 MISC. CHEMICAL PRODTS. NES	493 758	20 854	12 943
812 PLUMBING, SANITRY, EQPT. ETC	127	94	58	611 LEATHER	1 474	4 089	2 512
813 LIGHTING FIXTURES ETC. NES	568	1 524	941	613 FURSKINS, TANNED, DRESSED	28	252	150
821 FURNITURE, CUSHIONS, ETC.	2 618	3 470	2 154	621 MATERIALS OF RUBBER	1 052	971	607
831 TRUNK, SUIT-CASES, BAG, ETC	143	721	439	629 ARTICLES OF RUBBER, NES	13 338	10 786	6 696
841 MENS, BOYS CLOTHING, X-KNIT	221	2 683	1 680	634 VENEERS, PLYWOOD, ETC.	59 369	6 873	4 291
842 WOMEN, GIRL CLOTHING, X-KNIT	220	4 200	2 595	635 WOOD MANUFACTURES, NES	199 756	93 385	57 872
843 MENS, BOYS CLOTHING, KNIT	20	136	77	641 PAPER AND PAPERBOARD	3 283 126	320 469	198 617
844 WOMEN, GIRLS CLOTHING, KNIT	37	450	257	642 PAPER, PAPERBOARD, CUT ETC	34 392	12 383	7 644
845 OTH. TEXTILE APPAREL, NES	246	2 086	1 282	651 TEXTILE YARN	18 690	6 381	4 011
846 CLOTHING ACCESSRS, FABRIC	163	1 198	754	652 COTTON FABRICS, WOVEN	2 151	5 196	3 166
848 CLOTHING, NONTXLT; HEADGEAR	192	655	404	653 FABRICS, MAN-MADE FIBRES	819	1 178	716
851 FOOTWEAR	375	2 094	1 308	654 OTH. TEXTILE FABRIC, WOVEN	95	1 178	111
871 OPTICAL INSTRUMENTS, NES	5	262	154	655 KNIT, CROCHET, FABRIC NES	40	61	40
872 MEDICAL INSTRUMENTS NES	143	1 639	1 017	656 TULLE, LACE, EMBROIDRY, ETC	3	58	36
873 METERS, COUNTERS, NES	112	645	407	657 SPECIAL YARN, TXLT. FABRIC	3 913	3 273	2 020
874 MEASURE, CONTROL INSTRMNT	156	2 912	1 786	658 TEXTILE ARTICLES NES	1 545	1 954	1 226
881 PHOTOGRAPH APPAR. ETC. NES	28	347	216	659 FLOOR COVERINGS, ETC.	50	219	141
882 PHOTO. CINEMATOGRPH. SUPPL	459	795	492	661 LIME, CEMENT, CONSTR. MATRL	1 523 871	20 834	12 961
884 OPTICAL GOODS NES	2	611	382	662 CLAY, REFRCT. CONSTR. MATRL	180 594	8 860	5 486
885 WATCHES AND CLOCKS	18	390	238	663 MINERAL MANUFACTURES, NES	179 903	13 447	8 359
891 ARMS AND AMMUNITION	9	48	31	664 GLASS	2 788	1 470	908
892 PRINTED MATTER	1 485	1 899	1 179	665 GLASSWARE	22 005	1 687	1 073
893 ARTICLES, NES, OF PLASTICS	5 033	5 535	3 418	666 POTTERY	72	134	82
894 BABY CARRIAGE, TOYS, GAMES	831	1 584	980	671 PIG IRON, SPIEGELEISN, ETC	2 395 052	229 285	142 069
895 OFFICE, STATIONERY SUPPLS	397	759	459	673 FLAT-ROLLED IRON ETC.	3 526	545	341
896 WORKS OF ART, ANTIQUE ETC	1	112	67	674 FLAT-ROLLED PLATED IRON	658	73	43
897 GOLD, SILVERWARE, JEWEL NES	5	1 498	930	675 FLAT-ROLLED, ALLOY STEEL	98	57	32
898 MUSICAL INSTRUMENTS, NES	212	1 507	932	676 IRON, STL. BAR, SHAPES ETC.	860 849	50 317	31 399
899 MISC MANUFCTRD GOODS NES	1 415	1 513	938	677 RAILWAY TRACK IRON, STEEL	156	57	33
				678 WIRE OF IRON OR STEEL	5 826	654	397
				679 TUBES, PIPES, ETC. IRON, STL	66 497	12 681	7 905
				681 SILVER, PLATINUM, ETC.	1	3 350	2 081
				682 COPPER	16 496	19 869	12 303
				683 NICKEL	77 533	78 584	48 677
				684 ALUMINIUM	2 729 272	726 774	449 729
				686 ZINC	321 853	52 593	32 555
				689 MISC. NON-FERR. BASE METAL	66 826	40 291	25 005
				691 METALLIC STRUCTURES NES	31 094	11 137	6 898
				692 CONTAINERS, STORAGE, TRNSP	1 679	2 209	1 348
				693 WIRE PRODUCTS EXCL. ELECT	1 645	795	1 482
				694 NAILS, SCREWS, NUTS, ETC.	1 625	1 762	1 085
				695 TOOLS	1 749	3 533	2 160
				696 CUTLERY	109	633	389
				697 HOUSEHOLD EQUIPMENT, NES	2 534	2 335	1 434
				699 MANUFACTS. BASE METAL, NES	33 040	19 638	12 236
				711 STEAM GENER. BOILERS, ETC.	300	358	218
				712 STEAM TURBINES	27	251	161
				713 INTRNL COMBUS PSTN ENGIN	8 774	9 533	5 891
				714 ENGINES, MOTORS NON-ELECT	22	1 714	1 099
				716 ROTATING ELECTRIC PLANT	1 309	2 882	1 771
				718 OTH. POWR. GENRTNG. MACHNRY	1 144	2 340	1 457
				721 AGRIC. MACHINES, EX. TRACTR	32 836	28 781	17 769
				723 CIVIL ENGINEERING EQUIPT	8 585	10 326	6 361
				724 TEXTILE, LEATHER MACHINES	401	1 186	745
				725 PAPER, PULP MILL MACHINES	4 066	9 382	5 525
				726 PRINTING, BOOKBINDNG MACHS	1 180	2 009	1 264
				727 FOOD-PROCESS. MCH. NON DOM	1 885	4 991	3 055
				728 OTH. MACH. PTS, SPCL INDUST	13 029	33 656	20 574
				731 METAL REMOVAL WORK TOOLS	285	1 039	651
				733 MACH-TOOLS, METAL-WORKING	468	2 182	1 353
NORWAY							
IMPORTS							
001 LIVE ANIMALS	38	120	73	884 ALUMINIUM	2 729 272	726 774	449 729
011 BOVINE MEAT	394	336	215	686 ZINC	321 853	52 593	32 555
017 MEAT, OFFL. PRPD, PRSVD, NES	82	56	33	689 MISC. NON-FERR. BASE METAL	66 826	40 291	25 005
022 MILK AND CREAM		160	98	691 METALLIC STRUCTURES NES	31 094	11 137	6 898
024 CHEESE AND CURD	10 253	5 935	3 703	692 CONTAINERS, STORAGE, TRNSP	1 679	2 209	1 348
034 FISH, FRESH, CHILLED, FROZN	1 323 525	723 247	449 659	693 WIRE PRODUCTS EXCL. ELECT	1 645	795	1 482
035 FISH, DRIED, SALTED, SMOKED	114 973	98 335	61 087	694 NAILS, SCREWS, NUTS, ETC.	1 625	1 762	1 085
036 CRUSTACEANS, MOLLUSCS ETC	1 548	1 655	1 039	695 TOOLS	1 749	3 533	2 160
037 FISH ETC. PRPD, PRSVD, NES	20 050	11 712	7 204	696 CUTLERY	109	633	389
048 CEREAL PREPARATIONS	764	276	171	697 HOUSEHOLD EQUIPMENT, NES	2 534	2 335	1 434
057 FRUIT, NUTS EXCL. OIL NUTS	132	45	30	699 MANUFACTS. BASE METAL, NES	33 040	19 638	12 236
058 FRUIT, PRESERVED, PREPARED	742	451	295	711 STEAM GENER. BOILERS, ETC.	300	358	218
073 CHOCOLATE, OTH. COCOA PREP	526	188	122	712 STEAM TURBINES	27	251	161
075 SPICES	188	90	55	713 INTRNL COMBUS PSTN ENGIN	8 774	9 533	5 891
081 ANIMAL FEED STUFF	26 949	2 781	1 708	714 ENGINES, MOTORS NON-ELECT	22	1 714	1 099
098 EDIBLE PRPD. PREPRTRS, NES	651	248	154	716 ROTATING ELECTRIC PLANT	1 309	2 882	1 771
112 ALCOHOLIC BEVERAGES	5 101	4					

7 IMPORTS AND EXPORTS (SPECIAL TRADE) BY COUNTRIES OF PRODUCTION AND CONSUMPTION AND BY GROUPS OF THE SITC-REV. III 1994

GROUP DESCRIPTION	DT = 100 KG	1 000 DM	1 000 \$	GROUP DESCRIPTION	DT = 100 KG	1 000 DM	1 000 \$
735 PARTS, NES, FOR MACH-TOOLS	229	867	531	246 WOOD IN CHIPS, PARTICLES	1 050 691	7 492	4 573
737 METALWORKING MACHNRY NES	1 724	3 962	2 432	247 WOOD ROUGH, ROUGH SQUARED	1 856 983	12 519	7 839
741 HEATING, COOLING EQUIP, PART	8 272	13 986	8 729	248 WOOD, SIMPLY WORKED	52 819	6 373	3 924
742 PUMPS FOR LIQUIDS, PART	1 582	10 043	6 294	251 PULP AND WASTE PAPER	20 320	1 848	1 151
743 PUMPS NES, CENTRIFUGS ETC	2 729	4 979	3 040	266 SYNTHETIC FIBRES	13 951	4 635	2 865
744 MECHANICAL HANDLING EQUIP	17 042	34 135	20 901	267 OTHER MAN-MADE FIBRES	4 352	1 355	842
745 OTH. NONELEC MCH, TOOL, NES	3 472	5 646	3 468	268 WOOL, OTHER ANIMAL HAIR	570	332	208
746 BALL OR ROLLER BEARINGS	3 795	2 135	1 320	269 WORN CLOTHING, TEXTL. ARTL	331	85	53
747 TAPS, COCKS, VALVES, ETC.	2 319	3 894	2 411	272 FERTILIZERS, CRUDE	1 865	212	129
748 TRANSMISSIONS SHAFTS ETC	4 941	8 762	6 087	273 STONE, SAND AND GRAVEL	458 427	1 225	764
749 NON-ELECT MACH. PARTS, ETC	10 547	24 959	15 985	278 OTHER CRUDE MINERALS	1 425 810	13 925	8 589
751 OFFICE MACHINES	1 205	8 994	5 592	282 FERROUS WASTE AND SCRAP	1 473 827	25 446	15 555
752 AUTOMATC. DATA PROC. EQUIP	2 152	51 136	31 800	285 ALUMINIUM ORE, CONCTR. ETC	2 482	434	266
759 PARTS, FOR OFFICE MACHINES	4 778	9 939	6 201	288 NON-FERROUS WASTE, SCRAP	144 474	21 917	13 858
761 TELEVISION RECEIVERS ETC	3	66	44	289 PREC. METAL ORES, CONCTR. S	5	5 615	3 515
763 SOUND RECORDER, PHONOGRPH	78	692	416	291 CRUDE ANIMAL MATERLS. NES	8 124	5 826	3 611
764 TELECOMM. EQUIP. PARTS NES	3 192	62 121	38 655	292 CRUDE VEG. MATERIALS, NES	14 970	7 515	4 733
771 ELECT POWER MACHNRY PARTS	1 564	13 184	8 245	321 COAL, NOT AGGLOMERATED	330 434	5 539	3 392
772 ELECT. SWITCH, RELAY, CIRCUIT	6 405	23 500	14 536	322 BRIQUETTES, LIGNITE, PEAT	6 772	170	102
773 ELECTR. DISTRIBUT. EQPT NES	17 495	14 677	9 034	325 COKE, SEMI-COKE, RET. CARBN	331 440	5 187	3 192
774 ELECTRO-MEDCL. XRAY EQUIP	452	17 359	10 789	334 PETROLEUM PRODUCTS	2 747 476	66 917	41 048
775 DOM. ELEC. NON-ELEC. EQUIPT	2 563	4 037	2 520	335 RESIDUAL PETROL. PRODUCTS	267 366	9 111	5 666
776 TRANSISTORS, VALVES, ETC.	20	5 170	3 185	342 LIQUEFIED PROPANE, BUTANE	10 112	209	127
778 ELECTRIC MACH. APPART. NES	8 746	11 142	6 883	411 ANIMAL OILS AND FATS	4 631	355	211
781 PASS. MOTOR VEHCL. EX. BUS	452	1 075	659	421 FIXED VEG. FAT, OILS, SOFT	44 431	4 426	2 761
782 GOODS, SPL. TRANSPORT VEH	9 468	11 509	7 131	422 FIXED VEG. FAT, OILS, OTHER	10 100	1 117	686
783 ROAD MOTOR VEHICLES NES	1 348	2 534	1 545	431 ANIMAL, VEG. FAT, OILS, NES	13 673	1 760	1 087
784 PARTS, TRACTORS, MOTOR VEH	78 077	85 109	52 649	511 HYDROCARBONS, NES, DERIVTS	8 428	2 021	1 250
785 CYCLES, MOTORCYCLES ETC.	551	2 175	1 352	512 ALCOHOL, PHENOL, ETC. DERIV	128 935	18 802	11 661
786 TRAILERS, SEMI-TRAILER, ETC	868	1 011	624	513 CARBOXYLIC ACIDS, DERIVTS	166 885	20 033	12 230
791 RAILWAY VEHICLES. EQUIPNT	468	1 027	657	514 NITROGEN-FUNCT. COMPOUNDS	31 450	14 167	8 747
792 AIRCRAFT, ASSOC'D. EQUIPNT	89	6 219	3 812	515 ORGANO-INDORGANIC COMPNDS	16 352	19 049	11 759
793 SHIP, BOAT, FLOAT, STRUCTRS	58 778	31 223	19 284	516 OTHER ORGANIC CHEMICALS	127 369	38 239	23 459
811 PREFABRICATED BUILDINGS	159 259	54 057	33 704	522 INORGANIC CHEM. ELEMENTS	379 129	22 603	14 098
812 PLUMBING, SANITRY, EQPT. ETC	727	1 057	638	523 METAL, SALTS, INORGAN. ACID	664 364	23 602	14 520
813 LIGHTING FIXTURES ETC. NES	9 892	19 090	11 766	524 OTHER CHEMICAL COMPOUNDS	11 417	2 220	1 355
821 FURNITURE, CUSHIONS, ETC.	32 745	54 192	33 499	525 RADIO-ACTIVE MATERIALS	6	144	86
831 TRUNK, SUIT-CASES, BAG, ETC	315	199	127	531 SYNTH. COLOURS, LAKES, ETC.	5 500	15 210	9 394
841 MENS, BOYS CLOTHING, X-KNIT	26	239	150	532 DYEING, TANNING MATERIALS	6 677	2 052	1 274
842 WOMEN, GIRL CLOTHING, X-KNIT	50	293	182	533 PIGMENTS, PAINTS, ETC.	93 321	45 890	28 461
843 MENS, BOYS CLOTHING, KNIT	7	89	53	541 MEDICINES, ETC. EXC. GRP542	3 461	22 672	14 005
844 WOMEN, GIRLS CLOTHING, KNIT	4	72	43	542 MEDICAMENTS	8 247	39 972	24 682
845 OTHR. TEXTILE APPAREL, NES	204	959	599	551 ESSNTL. OIL, PERFUME, FLAVR	1 113	3 081	1 905
846 CLOTHING ACCESSRS, FABRIC	68	223	132	553 PERFUMERY, COSMETICS, ETC.	22 838	30 824	19 941
848 CLOTHING, NONXTL.; HEADGEAR	81	426	262	554 SOAP, CLEANERS, POLISH, ETC	80 261	24 369	15 142
851 FOOTWEAR	28	113	70	562 FERTILIZER, EXCEPT GRP272	1 433 713	28 737	17 434
871 OPTICAL INSTRUMENTS, NES	53	14 713	8 958	571 POLYMERS OF ETHYLENE	194 122	29 938	18 508
872 MEDICAL INSTRUMENTS NES	717	3 642	2 256	572 POLYMERS OF STYRENE	57 672	12 223	7 623
873 METERS, COUNTERS, NES	1 279	1 935	1 211	573 POLYMERS, VINYL CHLORIDE	70 728	10 937	6 759
874 MEASURE, CONTROL INSTRMNT	2 779	51 059	31 573	574 POLYACETAL, POLYCARBONATE	67 171	23 571	14 630
881 PHOTOGRAPH APPAR. ETC. NES	154	6 039	3 749	575 OTH. PLASTIC, PRIMARY FORM	128 359	48 357	29 891
882 PHOTO. CINEMATOGRPH. SUPPL	90	243	147	579 PLASTIC WASTE, SCRAP ETC	3 974	154	95
884 OPTICAL GOODS NES	8	261	164	581 PLASTIC TUBE, PIPE, HOSE	7 609	10 832	6 700
885 WATCHES AND CLOCKS	18	334	205	582 PLASTIC PLATE, SHEETS, ETC	53 801	35 736	22 170
891 ARMS AND AMMUNITION	11	1 128	711	583 MONOFILAMENT OF PLASTICS	4 136	3 999	2 479
892 PRINTED MATTER	18 571	7 854	4 840	591 INSECTICIDES, ETC.	8 024	12 332	7 439
893 ARTICLES, NES, OF PLASTICS	29 485	18 636	11 571	592 STARCHES, INULIN, ETC.	36 915	11 026	6 812
894 BABY CARRIAGE, TOYS, GAMES	4 433	7 594	4 727	593 EXPLOSIVES, PYROTECHNICS	5 702	6 036	3 769
895 OFFICE, STATIONERY SUPPLS	172	487	298	597 PREPRD ADDITIVES, LIQUIDS	74 017	19 253	11 903
896 WORKS OF ART, ANTIQUE ETC	61	2 060	1 237	598 MISC. CHEMICAL PRDCTS. NES	346 654	61 137	37 849
897 GOLD, SILVERWARE, JEWEL NES	10	1 583	986	611 LEATHER	958	5 364	3 362
898 MUSICAL INSTRUMENTS, ETC.	1 575	5 070	3 167	612 MANUFACT. LEATHER ETC. NES	217	1 149	712
899 MISC MANUFCTRD GOODS NES	7 469	7 482	4 654	613 FURSKINS, TANNED, DRESSED	6	187	104
961 COIN NONGOLD NONCURRENT	5	1 384	845	621 MATERIALS OF RUBBER	15 597	13 056	8 121
971 GOLD, NONMONEY EXCL DRES	1	1 648	1 023	625 RUBBER TYRES, TUBES, ETC.	41 823	27 525	16 972
972 MONETARY GOLD, GOLD COINS		1 067	633	629 ARTICLES OF RUBBER, NES	7 757	18 027	11 148
EXPORTS	22 687 065	5 974 751	3 695 938	633 CORK MANUFACTURES	662	1 793	1 092
001 LIVE ANIMALS	73	330	204	634 VENEERS, PLYWOOD, ETC.	88 803	18 922	11 737
011 BOVINE MEAT	378	176	841	635 WOOD MANUFACTURES, NES	32 790	5 458	3 366
017 MEAT, OFFL. PRPD, PRSVD, NES	55	85	51	641 PAPER AND PAPERBOARD	219 799	42 939	26 611
022 MILK AND CREAM	511	145	90	642 PAPER, PAPERBOARD, CUT ETC	61 114	30 310	18 782
024 CHEESE AND CURD	1 838	1 874	1 154	651 TEXTILE YARN	22 383	24 713	15 353
034 FISH, FRESH, CHILLED, FROZN	3 302	1 105	696	652 COTTON FABRICS, WOVEN	6 502	9 600	5 956
035 FISH, DRIED, SALTED, SMOKED	313	348	215	653 FABRICS, MAN-MADE FIBRES	4 278	11 975	7 384
036 CRUSTACEANS, MOLLUSCS ETC	231	214	125	654 OTH. TEXTILE FABRIC, WOVEN	1 342	2 166	1 339
037 FISH ETC. PRPD, PRSVD, NES	3 398	1 279	791	655 KNIT, CROCHET, FABRIC NES	2 007	3 144	1 939
041 WHEAT, MESLIN, UNMILLED	8 159	1 31	79	656 TULLE, LACE, EMBROIDRY, ETC	714	3 715	2 315
042 RICE	19 211	1 679	1 050	657 SPECIAL YARN, TXTL. FABRIC	22 383	33 201	20 554
043 BARLEY, UNMILLED	155 619	2 452	1 591	658 TEXTILE ARTICLES NES	4 349	8 287	5 151
045 OTHER CEREALS, UNMILLED	336 742	3 668	2 232	659 FLOOR COVERINGS, ETC.	10 148	9 254	5 684
047 OTHER CEREAL MEAL, FLOURS	260 541	4 190	2 643	661 LIME, CEMENT, CONSTR. MATRL	36 382	983	612
048 CEREAL PREPARATIONS	114 059	11 262	6 949	662 CLAY, REFRCT. CONSTR. MATRL	111 238	11 495	7 110
054 VEGETABLES	61 345	4 924	3 043	663 MINERAL MANUFACTURES, NES	40 006	21 161	13 133
056 VEGETABLES, PRPD, PRSVD, NES	4 115	2 449	1 528	664 GLASS	203 475	22 895	14 227
057 FRUIT, NUTS EXCL. OIL NUTS	20 857	4 218	2 615	665 GLASSWARE	20 764	11 583	7 222
058 FRUIT, PRESERVED, PREPARED	8 802	3 159	1 952	666 POTTERY	8 092	10 858	6 799
059 FRUIT, VEGETABLE JUICES	13 404	3 400	2 104	667 PEARLS, PRECIOUS STONES			
061 SUGARS, MOLASSES, HONEY	189 604	7 354	4 543	671 PIG IRON, SPIEGELEISN, ETC	7 908	796	500
062 SUGAR CONFECTIONERY	4 630	3 015	1 863	672 INGOTS ETC. IRON OR STEEL	824 310	32 297	19 636
071 COFFEE, COFFEE SUBSTITUTE	7 587	7 367	4 629	673 FLAT-ROLLED IRON ETC.	466 827	33 466	20 630
072 COCOA	8 429	2 798	1 735	674 FLAT-ROLLED PLATED IRON	36 748	5 456	3 417
073 CHOCOLATE, OTH. COCOA PREP	11 205	9 149	5 735	675 FLAT-ROLLED, ALLOY STEEL	134 987	22 724	14 186
074 TEA AND MATE	473	510	316	676 IRON, STL. BAR, SHAPES ETC.	389 909	34 844	21 454
075 SPICES	3 237	2 413	1 493	677 RAILWAY TRACK IRON, STEEL	13 297	2 877	1 782
081 ANIMAL FEED STUFF	105 753	18 599	11 482	678 WIRE OF IRON OR STEEL	8 629	1 631	1 012
091 MARGARINE AND SHORTENING	249	65	38	679 TUBES, PIPES, ETC. IRON, STL	1 757 870	261 727	161 243
098 EDIBLE PROD. PREPRTNS, NES	15 071	8 710	5 359	681 SILVER, PLATINUM, ETC.	285	9 712	5 964
111 NON-ALCOHOL. BEVERAGE, NES	47 517	7 026	4 329	682 COPPER	50 462	33 563	20 908
112 ALCOHOLIC BEVERAGES	53 347	15 092	9 323	683 NICKEL	727	2 882	1 762
121 TOBACCO, UNMANUFACTURED	1 173	276	174	684 ALUMINIUM	58 876	34 711	21 585
122 TOBACCO, MANUFACTURED	75	185	115	685 LEAD	3 847	713	452
222 OILSEED(SFT. FIX VEG. OIL)	4 254	552	336	686 ZINC	4 190	1 629	1 022
223 OILSEED(OTH. FIX. VEG. OIL)	565	97	58	687 TIN	158	311	194
231 NATURAL RUBBER, ETC.	586	188	118	689 MISC. NON-FERR. BASE METAL	11 134	3 595	2 246
232 SYNTHETIC RUBBER, ETC.	9 270	1 839	1 132	691 METALLIC STRUCTURES NES	46 665	23 997	14 823
245 FUEL WOOD, WOOD CHARCOAL	206	75	46	692 CONTAINERS, STORAGE, TRNSP	9 935	7 092	4 414
				693 WIRE PRODUCTS EXCL. ELECT	62 656	9 172	5 694
				694 NAILS, SCREWS, NUTS, ETC.	22 131	16 402	10 153

7 IMPORTS AND EXPORTS (SPECIAL TRADE) BY COUNTRIES OF PRODUCTION AND CONSUMPTION AND BY GROUPS OF THE SITC-REV. III 1994

GROUP DESCRIPTION	DT = 100 KG	1 000 DM	1 000 \$	GROUP DESCRIPTION	DT = 100 KG	1 000 DM	1 000 \$
695 TOOLS	8 088	34 164	21 260	058 FRUIT, PRESERVED, PREPARED	17 420	7 717	4 835
696 CUTLERY	847	4 841	3 027	059 FRUIT, VEGETABLE JUICES	4 073	306	194
697 HOUSEHOLD EQUIPMENT, NES	5 665	7 011	4 348	061 SUGARS, MOLASSES, HONEY	5 859	280	171
699 MANUFACTS. BASE METAL, NES	76 821	73 610	45 605	062 SUGAR CONFECTIONERY	5 335	3 921	2 460
700 CPL IND PLANT (84/85/87)	2 180	7 473	4 561	071 COFFEE, COFFEE SUBSTITUTE	3 702	8 096	4 984
711 STEAM GENER. BOILERS, ETC.	266	515	316	073 CHOCOLATE, OTH. COCOA PREP	58 864	48 280	29 752
712 STEAM TURBINES	80	3 283	1 994	074 TEA AND MATE	21	51	30
713 INTRNL COMBUS PSTN ENGIN	14 556	69 653	43 160	075 SPICES	490	393	248
714 ENGINES, MOTORS NON-ELECT	87	18 632	11 617	081 ANIMAL FEED STUFF	5 340	521	319
716 ROTATING ELECTRIC PLANT	19 192	39 965	24 602	091 MARGARINE AND SHORTENING	1 066	382	236
718 OTH. POWR. GENRTNG. MACHNRY	7 525	21 848	13 389	098 EDIBLE PROD. PREPRTNS, NES	38 998	21 481	13 241
721 AGRIC. MACHINES, EX. TRACTR	11 904	13 280	8 039	111 NON-ALCOHOL. BEVERAGE, NES	3 551	434	271
722 TRACTORS	18 364	23 100	14 261	112 ALCOHOLIC BEVERAGES	3 790	1 841	1 131
723 CIVIL ENGINEERING EQUIPT	36 311	54 097	33 427	122 TOBACCO, MANUFACTURED	181	174	105
724 TEXTILE, LEATHER MACHINES	4 725	17 798	11 083	211 HIDES, SKINS (EX. FURS), RAW	14 333	4 796	2 937
725 PAPER, PULP MILL MACHINES	5 276	20 108	12 410	212 FURSKINS, RAW	54	1 452	850
726 PRINTNG, BOOKBINDNG MACHS	8 186	44 743	27 831	222 OILSEED (SFT. FIX VEG. OIL)	4 865	262	157
727 FOOD-PROCESS. MCH. NON DOM	2 300	18 060	11 170	231 NATURAL RUBBER, ETC.	578	139	84
728 OTH. MACH. PTS, SPL. INDUST	32 053	94 329	58 419	232 SYNTHETIC RUBBER, ETC.	18 116	2 526	1 569
731 METAL REMOVAL WORK TOOLS	4 938	13 019	8 107	246 WOOD IN CHIPS, PARTICLES	2 424	105	65
733 MACH-TOOLS, METAL-WORKING	2 390	7 339	4 611	247 WOOD ROUGH, ROUGH SQUARED	140 337	4 295	2 663
735 PARTS, NES, FOR MACH-TOOLS	1 311	7 679	4 790	248 WOOD, SIMPLY WORKED	8 925 741	765 680	474 443
737 METALWORKING MACHNRY NES	4 433	13 867	8 663	251 PULP AND WASTE PAPER	10 443 970	850 965	527 092
741 HEATING, COOLNG EQUIP, PART	13 576	43 798	26 986	263 COTTON	309	67	40
742 PUMPS FOR LIQUIDS, PARTS	11 750	51 639	32 043	266 SYNTHETIC FIBRES	273	86	54
743 PUMPS NES, CENTRIFUGS ETC	17 614	61 835	38 425	267 OTHER MAN-MADE FIBRES	38 824	9 473	5 867
744 MECHANICAL HANDLING EQUIP	41 981	70 405	43 686	269 WORN CLOTHING, TEXTL. ARTL	733	179	111
745 OTH. NONELEC MCH, TOOL, NES	22 077	62 218	38 196	273 STONE, SAND AND GRAVEL	12 337 872	37 803	23 561
746 BALL OR ROLLER BEARINGS	3 315	11 257	6 946	278 OTHER CRUDE MINERALS	171 317	2 109	1 322
747 TAPS, COCKS, VALVES, ETC.	11 546	47 445	29 188	281 IRON ORE, CONCENTRATES	52 055 866	276 436	171 376
748 TRANSMISSIONS SHAFTS ETC	22 654	61 324	37 981	282 FERROUS WASTE AND SCRAP	177 771	18 897	11 590
749 NON-ELECT MACH. PARTS, ETC	11 421	35 127	21 610	283 COPPER ORES, CONCENTRATES	124 180	13 278	8 547
751 OFFICE MACHINES	3 330	17 213	10 560	287 ORE, CONCENTR. BASE METALS	562 879	24 592	15 128
752 AUTOMATC. DATA PROC. EQUIP	6 688	122 228	75 864	288 NON-FERROUS WASTE, SCRAP	110 521	21 390	13 355
759 PARTS, FOR OFFICE MACHINS	1 411	23 771	14 713	289 PREC. METAL ORES, CONCRTS	24 466	31 093	19 219
761 TELEVISION RECEIVERS ETC	4 574	11 572	7 197	291 CRUDE ANIMAL MATERLS. NES	69 510	3 765	2 328
762 RADIO-BROADCAST RECEIVER	631	7 942	4 879	292 CRUDE VEG. MATERIALS, NES	7 290	3 955	2 488
763 SOUND RECORDER, PHONOGRPH	1 787	18 680	11 763	322 BRIQUETTES, LIGNITE, PEAT	40 112	1 295	798
764 ELECTCOMM. EQUIP. PARTS NES	5 774	97 298	60 828	334 PETROLEUM PRODUCTS	11 987 017	300 635	184 677
771 ELECT POWER MACHNRY, PARTS	12 312	32 447	20 042	335 RESIDUAL PETROL. PRODUCTS	56 058	1 903	1 169
772 ELEC. SWITCH, RELAY, CIRCUIT	28 165	169 618	105 305	342 LIQUEFIED PROPANE, BUTANE	101 941	2 940	1 731
773 ELECTR. DISTRIB. EQPT NES	20 403	28 921	17 972	351 ELECTRIC CURRENT	101 941	2 940	1 731
774 ELECTRO-MEDCL. XRAY EQUIP	774	663	16 114	411 ANIMAL OILS AND FATS	15 513	1 377	854
775 DOM. ELEC. NON-ELEC. EQUIPT	61 673	78 319	48 772	421 FIXED VEG. FAT, OILS, SOFT	31 201	3 208	1 878
776 TRANSISTORS, VALVES, ETC.	155	16 752	10 369	422 FIXED VEG. FAT, OILS, OTHER	4 077	733	462
778 ELECTRIC MACH. APPART. NES	90 292	163 008	101 208	431 ANIMAL, VEG. FATS, OILS, NES	172 589	14 756	9 218
781 PASS. MOTOR VEHCL. EX. BUS	456 679	749 760	467 141	511 HYDROCARBONS, NES, DERIVTS	52 933	2 546	1 616
782 GOODS, SPL. TRANSPORT VEH	85 284	144 496	90 535	512 ALCOHOL, PHENOL, ETC. DERIV	109 265	21 486	13 369
783 ROAD MOTOR VEHICLES NES	4 040	11 586	7 308	513 CARBOXYLIC ACIDS, DERIVTS	139 380	24 066	15 078
784 PARTS, TRACTORS, MOTOR VEH	50 663	90 185	55 702	514 NITROGEN-FUNCT. COMPOUNDS	51 307	33 054	20 395
785 CYCLES, MOTORCYCLES ETC.	4 918	14 582	8 930	515 ORGANO-INORGANIC COMPNDS	6 481	10 954	6 722
786 TRAILERS, SEMI-TRAILR, ETC	28 580	34 581	21 519	516 OTHER ORGANIC CHEMICALS	19 451	5 084	3 160
791 RAILWAY VEHICLES, EQUIPNT	23 886	28 703	17 758	522 INORGANIC CHEM. ELEMENTS	132 123	10 177	6 291
792 AIRCRAFT, ASSOCTD. EQUIPNT	91	11 252	7 217	523 METAL, SALTS, INORGAN. ACID	1 063 301	48 024	29 719
793 SHIP, BOAT, FLDAT. STRUCTRS	154 743	188 567	112 663	524 OTHER CHEMICAL COMPOUNDS	92 467	9 601	5 920
812 PLUMBNG, SANITRY, EQPT, ETC	4 473	4 326	2 693	525 RADIO-ACTIVE MATERIALS	1	10 644	6 597
813 LIGHTNG FIXTURES ETC. NES	8 614	27 944	17 340	531 SYNTH. COLOURS, LAKES, ETC.	1 905	1 282	796
821 FURNITURE, CUSHIONS, ETC.	17 658	23 873	14 721	533 PIGMENTS, PAINTS, ETC.	128 075	41 978	25 964
831 TRUNK, SUIT-CASES, BAG, ETC	858	3 397	2 083	541 MEDICINES, ETC. EXC. GRP542	6 687	13 012	8 031
841 MENS. BOYS CLOTHING, X-KNIT	957	14 819	9 186	542 MEDICAMENTS	17 023	524 070	323 962
842 WOMEN, GIRL CLOTHING, XKNIT	3 638	63 044	38 749	551 ESSNTL. OIL, PERFUME, FLAVR	8 629	3 826	2 369
843 MENS. BOYS CLOTHING, KNIT	101	666	402	553 PERFUMERY, COSMETICS, ETC.	4 208	5 542	3 432
844 WOMEN, GIRLS CLOTHING, KNIT	540	6 412	3 994	554 SOAP, CLEANERS, POLISH, ETC	49 477	12 292	7 566
845 OTHR. TEXTILE APPAREL, NES	1 168	13 667	8 478	562 FERTILIZER, EXCEPT GRP272	13 949	383	224
846 CLOTHING ACCESSRS, FABRIC	701	5 209	3 228	571 POLYMERS OF ETHYLENE	618 474	127 808	79 274
848 CLOTHING, NONTEXTL. HEADGEAR	700	8 223	5 120	572 POLYMERS OF STYRENE	221 813	31 124	19 132
851 FOOTWEAR	4 429	23 894	14 764	573 POLYMERS VINYL CHLORIDE	198 591	27 751	17 213
871 OPTICAL INSTRUMENTS, NES	212	13 249	8 274	574 POLYACETAL, POLYCARBONATE	16 847	5 991	3 761
872 MEDICAL INSTRUMENTS NES	3 283	27 088	16 741	575 OTH. PLASTIC, PRIMARY FORM	301 248	69 005	42 536
873 METERS, COUNTERS, NES	1 323	14 616	9 083	579 PLASTIC WASTE, SCRAP ETC	32 581	3 903	2 428
874 MEASURE, CONTROL INSTRMNT	5 388	50 475	55 793	581 PLASTIC TUBE, PIPE, HOSE	44 841	36 098	22 459
881 PHOTOGRAPH APPAR. ETC. NES	1 159	10 911	6 716	582 PLASTIC PLATE, SHEETS, ETC	171 103	59 593	36 741
882 PHOTO. CINEMATOGRPH. SUPPL	14 782	24 021	14 829	583 MONOFILAMENT OF PLASTICS	3 400	1 981	1 223
883 CINE. FILM EXPOSD. DEVELPD	10	119	75	591 INSECTICIDES, ETC.	4 960	7 260	4 474
884 OPTICAL GOODS NES	277	13 924	8 625	592 STARCHES, INULIN, ETC.	87 589	30 453	18 766
885 WATCHES AND CLOCKS	647	8 959	5 665	593 EXPLOSIVES, PYROTECHNICS	547	1 334	823
891 ARMS AND AMMUNITION	941	8 159	5 054	597 PREPRO ADDITIVES, LIQUIDS	2 784	1 225	746
892 PRINTED MATTER	52 273	43 089	26 772	598 MISC. CHEMICAL PRDTS. NES	233 595	85 664	52 967
893 ARTICLES, NES, OF PLASTICS	110 606	80 976	50 204	611 LEATHER	925	5 898	3 658
894 BABY CARRIAGE, TOYS, GAMES	7 939	17 162	10 771	612 MANUFACT. LEATHER ETC. NES	1 276	4 181	2 574
895 OFFICE, STATIONERY SUPPLS	3 038	10 476	6 474	621 MATERIALS OF RUBBER	67 634	32 420	20 051
896 WORKS OF ART, ANTIQUE ETC	12	1 685	1 020	625 RUBBER TYRES, TUBES, ETC.	26 626	18 862	11 645
897 GOLD, SILVERWARE, JEWEL NES	73	24 242	15 154	629 ARTICLES OF RUBBER, NES	32 505	42 268	26 130
898 MUSICAL INSTRUMENTS, ETC.	5 525	27 626	17 199	633 CORK MANUFACTURES	1 432	1 211	734
899 MISC MANUFCTRD GOODS NES	21 340	22 195	13 799	634 VENEERS, PLYWOOD, ETC.	302 788	60 968	37 867
941 COMPL IND PLANT CHAPT 99	104	89	55	635 WOOD MANUFACTURES, NES	628 675	278 843	173 554
971 GOLD, NONMONTY EXCL DRES		4 826	3 001	641 PAPER AND PAPERBOARD	14 813 624	1 677 028	1 037 427
				642 PAPER, PAPERBOARD, CUT ETC	858 379	149 904	92 568
				651 TEXTILE YARN	13 341	7 944	4 879
				652 COTTON FABRICS, WOVEN	3 791	8 237	5 089
				653 FABRICS, MAN-MADE FIBRES	1 676	7 461	4 592
				654 OTH. TEXTILE FABRIC, WOVEN	19 764	25 952	15 974
				655 KNIT, CROCHET, FABRIC NES	1 789	3 210	1 974
				656 TULLE, LACE, EMBROIDRY, ETC	703	1 838	1 136
				657 SPECIAL YARN, TXTL. FABRIC	64 716	60 263	37 201
				658 TEXTILE ARTICLES NES	4 005	9 628	5 915
				659 FLOOR COVERINGS, ETC.	2 322	2 537	1 582
				661 LIME, CEMENT, CONSTR. MATRL	48 276	6 067	3 768
				662 CLAY, REFCTR. CONSTR. MATRL	83 022	6 218	3 850
				663 MINERAL MANUFACTURES, NES	784 906	51 192	31 910
				664 GLASS	516 923	49 380	30 443
				665 GLASSWARE	5 521	6 918	4 287
				666 POTTERY	569	1 263	792
				667 PEARLS, PRECIOUS STONES			
				671 PIG IRON, SPIEGELEISN, ETC	501 716	64 078	39 661
				672 INGOTS ETC. IRON OR STEEL	111 600	26 281	11 600
				673 FLAT-ROLLED IRON ETC.	2 809 100	181 213	111 415
				674 FLAT-ROLLED PLATED IRON	373 240	36 645	22 561
SWEDEN							
IMPORTS	133 279 109	14 035 907	8 690 892				
001 LIVE ANIMALS	638	1 192	744				
011 BOVINE MEAT	52	49	31				
012 OTHER MEAT, MEAT OFFAL	1 795	1 175	734				
016 MEAT, ED. OFFL, DRY, SLT, SMK	69	141	89				
017 MEAT, OFFL, PRPD, PRSVD, NES	18 077	10 270	6 401				
022 MILK AND CREAM	122	105	63				
024 CHEESE AND CURD	4 167	2 710	1 678				
034 FISH, FRESH, CHILLED, FROZN	28 624	8 529	5 313				
035 FISH, DRIED, SALTED, SMOKED	1 568	795	507				
036 CRUSTACEANS, MOLLUSCS ETC	1 277	67	42				
037 FISH, ETC. PRPD							

7 IMPORTS AND EXPORTS (SPECIAL TRADE) BY COUNTRIES OF PRODUCTION AND CONSUMPTION AND BY GROUPS OF THE SITC-REV. III 1994

GROUP DESCRIPTION	DT = 100 KG	1 000 DM	1 000 \$	GROUP DESCRIPTION	DT = 100 KG	1 000 DM	1 000 \$
675 FLAT-ROLLED, ALLOY STEEL	1 153 451	316 199	195 934	EXPORTS	58 490 514	15 322 082	9 500 251
676 IRON, STL. BAR, SHAPES ETC.	2 203 495	221 174	136 685	001 LIVE ANIMALS		775	473
677 RAILWAY TRACK IRON, STEEL	10 444	709	439	011 BOVINE MEAT	8 272	4 586	2 717
678 WIRE OF IRON OR STEEL	106 599	48 563	30 028	012 OTHER MEAT, MEAT OFFAL	29 552	1 524	947
679 TUBES, PIPES, ETC. IRON, STL	500 935	173 567	107 397	016 MEAT, ED. OFFL, DRY, SLT, SMK	595	832	516
681 SILVER, PLATINUM, ETC.	663	19 334	12 100	017 MEAT, OFFL. PRPVD, PRSVD, NES	17 150	19 091	11 844
682 COPPER	255 346	122 052	76 047	022 MILK AND CREAM	7 552	2 587	1 556
683 NICKEL	2 514	6 727	4 154	024 CHEESE AND CURD	32 397	21 315	13 125
684 ALUMINIUM	365 860	124 728	76 963	034 FISH, FRESH, CHILLED, FROZN	10 427	3 677	2 274
685 LEAD	170 677	16 079	10 029	036 CRUSTACEANS, MOLLUSCS ETC	8 55	102	63
686 ZINC	1 132	234	139	037 FISH ETC. PRPVD, PRSVD, NES	10 139	2 488	1 530
687 TIN	2 239	168	100	042 RICE	24 178	1 982	1 241
689 MISC. NON-FERR. BASE METAL	2 786	2 508	1 560	043 BARLEY, UNMILLED	2 525	142	89
691 METALLIC STRUCTURES NES	121 515	79 818	45 926	045 OTHER CEREALS, UNMILLED	1 861	523	408
692 CONTAINERS, STORAGE, TRNSP	25 051	17 466	10 662	048 OTHER CEREAL MEAL, FLOURS	622 731	11 862	7 428
693 WIRE PRODUCTS EXCL. ELECT	11 670	3 021	1 894	049 CEREAL PREPARATIONS	81 379	25 108	15 512
694 NAILS, SCREWS, NUTS, ETC.	14 390	17 204	10 650	054 VEGETABLES	201 111	15 119	9 337
695 TOOLS	13 495	160 415	99 037	056 VEGETABLES, PRPVD, PRSVD, NES	23 871	9 127	5 687
696 CUTLERY	174	701	428	057 FRUIT, NUTS EXCL. OIL NUTS	95 389	13 048	8 175
697 HOUSEHOLD EQUIPMENT, NES	17 470	13 596	8 402	058 FRUIT, PRESERVED, PREPARED	13 572	7 317	4 492
699 MANUFACTS. BASE METAL, NES	152 531	120 409	74 576	059 FRUIT, VEGETABLE JUICES	25 102	4 808	2 990
711 STEAM GENER. BOILERS, ETC.	1 457	3 054	1 825	061 SUGARS, MOLASSES, HONEY	227 422	11 869	7 526
712 STEAM TURBINES	371	1 931	1 197	062 SUGAR CONFECTIONERY	20 822	10 010	6 230
713 INTRNL COMBUS PSTN ENGIN	13 782	34 163	21 184	071 COFFEE, COFFEE SUBSTITUTE	26 963	21 646	13 380
714 ENGINES, MOTORS NON-ELECT	4 455	4 042	2 509	072 COCOA	22 620	7 437	4 626
716 ROTATING ELECTRIC PLANT	53 448	58 797	36 345	073 CHOCOLATE, OTH. COCOA PREP	21 540	15 502	9 759
718 OTH. POWR. GENRTR, MACHNRY	9 872	63 031	38 625	074 TEA AND MATE	2 555	2 441	1 520
721 AGRIC. MACHINES, EX. TRACTR	40 947	130 110	80 782	075 SPICES	3 432	2 551	1 566
722 TRACTORS	6 659	10 956	6 889	081 ANIMAL FEED STUFF	1 645 705	84 111	51 740
723 CIVIL ENGINEERING EQUIPT	223 022	229 785	142 929	082 MARGARINE AND SHORTENING	13 908	1 489	889
724 TEXTILE, LEATHER MACHINES	7 124	34 094	21 167	098 EDIBLE PROD. PREPRTS, NES	58 246	29 656	18 297
725 PAPER, PULP MILL MACHINES	14 535	41 945	26 198	111 NON-ALCOHOL. BEVERAGE, NES	30 383	7 994	4 965
726 PRINTING, BOOKBINDING MACHS	5 371	17 835	11 093	112 ALCOHOLIC BEVERAGES	206 953	67 270	41 673
727 FOOD-PROCESS. MCH. NON DOM	2 625	8 739	5 424	121 TOBACCO, UNMANUFACTURED	2 335	665	421
728 OTH. MACH. PTS, SPCL INDUSTR	89 020	209 837	130 600	122 TOBACCO, MANUFACTURED	182	837	521
731 METAL REMOVAL WORK TOOLS	5 066	19 634	12 086	211 HIDES, SKINS (EX. FURS), RAW	8 175	1 114	685
733 MACH-TOOLS, METAL-WORKING	8 536	16 574	10 294	222 OILSEED (SFT. FIX VEG. OIL)	415 986	20 444	13 237
735 PARTS, NES, FOR MACH-TOOLS	6 698	27 686	17 274	223 OILSEED (OTH. FIX. VEG. OIL)	2 087	261	160
737 METALWORKING MACHNRY NES	34 295	33 553	20 633	231 NATURAL RUBBER, ETC.	2 186	475	291
741 HEATING, COOLING EQUIP, PART	77 518	162 651	101 068	232 SYNTHETIC RUBBER, ETC.	151 922	22 543	13 880
742 PUMPS FOR LIQUIDS, PARTS	28 772	78 615	48 657	235 FUEL WOOD, WOOD CHARCOAL	476	64	40
743 PUMPS NES, CENTRIFUGS ETC	39 797	93 977	58 215	246 WOOD IN CHIPS, PARTICLES	1 315 407	9 017	5 584
744 MECHANICAL HANDLING EQUIP	184 560	236 606	145 760	247 WOOD ROUGH, ROUGH SQUARED	7 860 722	67 684	42 047
745 OTH. NONELEC MCH, TOOL, NES	25 582	99 533	61 792	248 WOOD, SIMPLY WORKED	89 321	8 692	5 399
746 BALL OR ROLLER BEARINGS	32 439	66 408	41 140	251 PULP AND WASTE PAPER	1 498 771	26 952	16 941
747 TAPS, COCKS, VALVES, ETC.	13 422	59 380	36 675	263 COTTON	37 234	6 477	3 964
748 TRANSMISSIONS SHAFTS, ETC	46 142	40 397	24 845	265 VEGETABLE TEXTILE FIBRES	334	111	70
749 NON-ELECT MACH. PARTS, ETC	9 171	20 612	12 718	266 SYNTHETIC FIBRES	36 348	12 583	7 817
751 OFFICE MACHINES	2 213	11 518	9 120	267 OTHER MAN-MADE FIBRES	1 469	492	303
752 AUTOMATC. DATA PROC. EQUIP	5 379	91 534	56 566	268 WOOL, OTHER ANIMAL HAIR	1 180	1 146	693
759 PARTS, FOR OFFICE MACHINS	3 088	56 122	34 736	269 WORN CLOTHING, TEXTL. ARTL	2 349	341	215
761 TELEVISION RECEIVERS ETC	3 265	19 374	11 952	272 FERTILIZERS, CRUDE	14 684	778	481
762 RADIO-BROADCAST RECEIVER	16	148	91	273 STONE, SAND AND GRAVEL	267 636	4 523	2 803
763 SOUND RECORDER, PHONOGRPH	11	855	543	274 SULPHUR, UNRSTD. IRON PYRS	60 131	556	335
764 TELECOMM. EQUIP. PARTS NES	26 804	718 452	447 647	277 NATURAL ABRASIVES, NES	4 328	1 503	930
771 ELECT POWR MACHNRY, PARTS	16 429	62 112	38 365	278 OTHER CRUDE MINERALS	6 882 452	50 938	31 139
772 ELEC. SWITCH, RELAY, CIRCUIT	8 554	86 066	52 933	282 FERROUS WASTE AND SCRAP	1 206 889	76 207	46 837
773 ELECTR. DISTRIBUT. EQPT NES	243 449	196 196	121 540	285 ALUMINIUM ORE, CONCTR. ETC	13 747	1 451	899
774 ELECTRO-MEDCL. XRAY EQUIP	8 759	155 298	96 479	287 ORE, CONCENTR. BASE METALS	197 311	8 385	5 375
775 DOM. ELEC. NON-ELEC. EQUIPT	57 878	79 950	49 324	298 NON-FERROUS WASTE, SCRAP	419 672	45 038	27 623
776 TRANSISTORS, VALVES, ETC.	32 417	13 981	8 650	299 PREC. METAL ORES, CONCTRTS	986	1 093	688
778 ELECTRIC. MACH. APPART. NES	32 411	102 559	63 131	311 CRUDE ANIMAL MATERIALS, NES	211 319	20 460	12 688
781 PASS. MOTOR VEHCLS. EX. BUS	143 269	361 010	223 191	322 CRUDE VEG. MATERIALS, NES	49 958	22 763	14 206
782 GOODS, SPCL TRANSPORT VEH	128 655	175 687	108 836	323 BRIQUETTES, LIGNITE, PEAT	23 014	1 650	1 019
783 ROAD MOTOR VEHICLES NES	80 108	132 106	81 751	325 COKE, SEMI-COKE, RET. CARBN	2 996	197	121
784 PARTS, TRACTORS, MOTOR VEH	242 506	305 564	188 748	334 PETROLEUM PRODUCTS	10 878 961	232 094	144 568
785 CYCLES, MOTORCYCLES ETC.	8 950	17 086	10 612	335 RESIDUAL PETROL. PRODUCTS	321 953	22 587	14 050
786 TRAILERS, SEMI-TRAILR, ETC	14 610	12 443	7 630	342 LIQUEFIED PROPANE, BUTANE	363	50	34
791 RAILWAY VEHICLES, EQUIPNT	9 612	8 918	5 578	343 PETROLEUM GASES, NES			
792 AIRCRAFT, ASSCOTD. EQUIPNT	165	6 956	4 322	351 ELECTRIC CURRENT, MWH	25 383	1 037	662
793 SHIP, BOAT, FLOAT, STRUCTRS	621 886	74 288	45 957	411 ANIMAL OILS AND FATS	21 502	1 963	1 236
811 PREFABRICATED BUILDINGS	433 173	117 934	73 740	421 FIXED VEG. FAT, OILS, SOFT	314 551	32 050	19 538
812 PLUMBING, SANITRY, EQPT. ETC	25 857	19 432	12 104	422 FIXED VEG. FAT, OILS, OTHER	11 653	992	619
813 LIGHTING FIXTURES, ETC. NES	19 076	30 445	18 831	431 ANIMAL, VEG. FATS, OILS, NES	103 927	12 356	7 630
821 FURNITURE, CUSHIONS, ETC.	630 951	297 142	183 462	511 HYDROCARBONS, NES, DERIVTS	537 470	56 678	35 035
831 TRUNK, SUIT-CASES, BAG, ETC	395	853	529	512 ALCOHOL, PHENOL, ETC. DERIV	253 536	38 472	23 904
841 MENS, BOYS CLOTHING, X-KNIT	723	2 985	1 839	513 CARBOXYLIC ACIDS, DERIVTS	221 818	39 731	24 632
842 WOMEN, GIRL CLOTHING, XKNIT	125	1 355	846	514 NITROGEN-FUNCT. COMPOUNDS	87 073	34 664	21 348
843 MENS, BOYS CLOTHING, KNIT	66	415	249	515 ORGANO-INORGANIC COMPNDS	27 301	22 568	13 885
844 WOMEN, GIRLS CLOTHING, KNIT	181	1 322	825	516 OTHER ORGANIC CHEMICALS	222 122	34 942	21 751
845 OTHR. TEXTILE APPAREL, NES	970	10 702	6 602	522 INORGANIC CHEM. ELEMENTS	1 470 533	70 294	43 638
846 CLOTHING ACCESSRS, FABRIC	376	2 828	1 750	523 METAL, SALTS, INORGAN. ACID	601 682	30 184	18 654
848 CLOTHING, NONTEXTL.; HEADGEAR	3 118	11 379	6 920	524 OTHER CHEMICAL COMPOUNDS	13 084	22 768	14 128
851 FOOTWEAR	2 876	4 645	2 753	525 RADIO-ACTIVE MATERIALS	111	3 176	2 036
871 OPTICAL INSTRUMENTS, NES	405	7 701	4 830	531 SYNTH. COLOURS, LAKES, ETC.	82 231	55 841	34 510
872 MEDICAL INSTRUMENTS NES	13 329	130 761	81 235	532 DYEING, TANNING MATERIALS	7 785	2 388	1 494
873 METERS, COUNTERS, NES	430	2 871	1 775	533 PIGMENTS, PAINTS, ETC.	224 718	138 192	85 629
874 MEASURE, CONTROL INSTRMNT	6 138	124 898	77 289	541 MEDICINES, ETC. EXC. GRP542	6 303	58 237	36 149
881 PHOTOGRAPH APPAR. ETC. NES	597	5 730	3 522	542 MEDICAMENTS	28 124	150 784	93 107
882 PHOTO. CINEMATOGRPH. SUPPL	3 724	11 948	7 396	544 ESSNTL. OIL, PERFUME, FLAVR	3 233	8 553	5 301
883 CINE. FILM EXPOSD. DEVELOPD	3	285	168	551 PERFUMERY, COSMETICS, ETC.	26 547	38 520	23 627
884 OPTICAL GOODS NES	60	3 699	2 262	554 SOAP, CLEANERS, POLISH, ETC	126 122	36 345	22 450
885 WATCHES AND CLOCKS	343	2 465	1 530	562 FERTILIZER, EXCEPT GRP272	2 004 790	39 895	24 773
891 ARMS AND AMMUNITION	3 011	8 051	4 962	571 POLYMERS OF ETHYLENE	373 851	49 972	31 102
892 PRINTED MATTER	33 640	27 324	16 958	572 POLYMERS OF STYRENE	201 898	37 883	23 612
893 ARTICLES, NES, OF PLASTICS	143 846	125 387	77 613	573 POLYMERS, VINYL CHLORIDE	278 859	44 879	27 663
894 BABY CARRIAGE, TOYS, GAMES	16 403	20 801	12 852	574 POLYACETAL, POLYCARBONATE	179 688	85 510	52 827
895 OFFICE, STATIONERY SUPPLS	19 226	11 744	7 245	575 OTH. PLASTIC, PRIMARY FORM	936 698	205 590	127 405
896 WORKS OF ART, ANTIQUE ETC	447	9 788	6 126	579 PLASTIC WASTE, SCRAP ETC	4 469	478	296
897 GOLD, SILVERWARE, JEWEL NES	13	767	478	581 PLASTIC TUBE, PIPE, HOSE	22 639	35 515	21 963
898 MUSICAL INSTRUMENTS, ETC.	3 569	19 148	11 962	582 PLASTIC PLATE, SHEETS, ETC	193 155	138 915	86 086
899 MISC MANUFACTD GOODS NES	10 971	29 421	18 042	583 MONOFILAMENT OF PLASTICS	9 428	12 735	7 893
961 COIN NONGOLD NONCURRENT		226	136	591 INSECTICIDES, ETC.	27 298	27 469	16 831
971 GOLD, NONMONTRY EXCL ORES	144	56 930	35 476	592 STARCHES, INULIN, ETC.	270 216	37 706	23 401
972 MONETARY GOLD, GOLD COINS		99	58	593 EXPLOSIVES, PYROTECHNICS	17 805	12 200	7 547
				597 PREPRD ADDITIVES, LIQUIDS	182 654	51 262	31 855
				598 MISC. CHEMICAL PRDCTS, NES	525 396	165 198	101 921

7 IMPORTS AND EXPORTS (SPECIAL TRADE) BY COUNTRIES OF PRODUCTION AND CONSUMPTION AND BY GROUPS OF THE SITC-REV. III 1994

GROUP DESCRIPTION	DT = 100 KG	1 000 DM	1 000 \$	GROUP DESCRIPTION	DT = 100 KG	1 000 DM	1 000 \$
600 CPL IND PLANT CHAP 69-76	734	1 472	859	831 TRUNK, SUIT-CASES, BAG, ETC	1 531	5 306	3 279
611 LEATHER	1 006	2 416	1 502	841 MENS, BOYS CLOTHING, X-KNIT	1 498	21 346	13 242
612 MANUFACT. LEATHER ETC. NES	618	2 635	1 625	842 WOMEN, GIRL CLOTHING, XKNIT	4 670	64 503	39 768
613 FURSKINS, TANNED, DRESSED		141	88	843 MENS, BOYS CLOTHING, KNIT		104	707
621 MATERIALS OF RUBBER	34 042	47 473	29 548	844 WOMEN, GIRLS CLOTHING, KNIT		378	3 623
625 RUBBER TYRES, TUBES, ETC.	146 472	97 878	60 191	845 OTHR. TEXTILE APPAREL, NES		986	11 619
629 ARTICLES OF RUBBER, NES	34 124	63 452	39 419	846 CLOTHING ACCESSRS, FABRIC		917	8 130
633 CORK MANUFACTURES	661	2 138	1 324	848 CLOTHING, NONXTL; HEADGEAR		972	7 814
634 VENEERS, PLYWOOD, ETC.	331 407	49 016	30 485	851 FOOTWEAR	5 833	30 957	19 076
635 WOOD MANUFACTURES, NES	85 645	13 328	8 217	871 OPTICAL INSTRUMENTS, NES		404	17 496
641 PAPER AND PAPERBOARD	430 114	102 513	63 400	872 MEDICAL INSTRUMENTS NES	9 454	83 320	51 472
642 PAPER, PAPERBOARD, CUT ETC	305 665	161 915	100 053	873 METERS, COUNTERS, NES	4 387	60 753	37 938
651 TEXTILE YARN	104 441	87 838	54 361	874 MEASURE, CONTROL, INSTRMNT	23 204	482 340	298 809
652 COTTON FABRICS, WOVEN	8 245	15 173	9 325	881 PHOTOGRAPH APPAR. ETC. NES	2 739	24 558	15 180
653 FABRICS, MAN-MADE FIBRES	8 742	30 343	18 667	882 PHOTO. CINEMATOGRPH. SUPPL	39 537	64 923	40 110
654 OTH. TEXTILE FABRIC, WOVEN	10 533	12 339	7 573	883 CINE. FILM EXPOS. DEVELPD		5	80
655 KNIT, CROCHET, FABRIC NES	3 276	7 218	4 500	884 OPTICAL GOODS NES		662	56 212
656 TULLE, LACE, EMBROIDRY, ETC	1 849	7 952	4 947	885 WATCHES AND CLOCKS	1 851	19 767	12 265
657 SPECIAL YARN, TXTL. FABRIC	8 089	86 370	53 528	886 ARMS AND AMMUNITION	1 987	9 064	5 600
658 TEXTILE ARTICLES NES	11 218	15 567	9 608	882 PRINTED MATTER	158 648	93 325	57 996
659 FLOOR COVERINGS, ETC.	21 616	15 804	9 748	893 ARTICLES, NES, OF PLASTICS	159 057	164 565	101 923
661 LIME, CEMENT, CONSTR. MATRL	63 741	4 157	2 582	894 BABY CARRIAGE, TOYS, GAMES	13 649	27 096	16 807
662 CLAY, REFRCT. CONSTR. MATRL	231 446	29 987	18 453	895 OFFICE, STATIONERY SUPPLS	7 860	29 546	18 205
663 MINERAL MANUFACTURES, NES	155 445	69 563	42 883	896 WORKS OF ART, ANTIQUE ETC		28	6 634
664 GLASS	370 600	79 199	49 125	897 GOLD, SILVERWARE, JEWEL NES		97	11 380
665 GLASSWARE	84 635	41 177	25 512	898 MUSICAL INSTRUMENTS, ETC.	21 931	72 030	44 672
666 POTTERY	19 582	26 312	16 347	899 MISC MANUFCTRD GOODS NES	19 074	48 498	30 076
667 PEARLS, PRECIOUS STONES				941 CPLD IND PLANT CHAPT 99	279	1 827	1 076
671 PIG IRON, SPIEGELEISN, ETC	60 435	17 013	10 427	971 GOLD, NONMONTY EXCL ORES	33	10 127	6 301
672 INGOTS ETC. IRON OR STEEL	126 906	9 564	6 066				
673 FLAT-ROLLED IRON ETC.	1 213 085	96 628	59 979	FINLAND			
674 FLAT-ROLLED PLATED IRON	1 243 185	119 499	73 945	IMPORTS	43 999 600	7 006 751	4 339 196
675 FLAT-ROLLED, ALLOY STEEL	465 619	84 463	52 663	001 LIVE ANIMALS	172	456	283
676 IRON, STL. BAR, SHAPES ETC.	1 074 390	102 749	63 773	017 MEAT, OFFL. PRPD, PRSVD, NES	145	114	65
677 RAILWAY TRACK IRON, STEEL	19 753	4 914	3 044	024 CHEESE AND CURD	2 126	1 496	933
678 WIRE OF IRON OR STEEL	66 292	9 581	5 986	025 EGGS, BIRDS, YOLKS, ALBUMIN	4 759	485	295
679 TUBES, PIPES, ETC. IRON, STL	510 633	126 757	78 980	034 FISH, FRESH, CHILLED, FROZN	328	131	83
681 SILVER, PLATINUM, ETC.	345	9 325	5 679	035 FISH, DRIED, SALTED, SMOKED	53	101	64
682 COPPER	155 397	88 837	55 199	037 FISH ETC. PRPD, PRSVD, NES	157	87	50
683 NICKEL	3 210	8 072	4 935	048 CEREAL PREPARATIONS	67 730	10 407	6 447
684 ALUMINIUM	320 814	151 746	94 397	056 VEGETABLES, PRPD, PRSVD, NES	143	115	71
685 LEAD	4 660	1 122	693	057 FRUIT, NUTS EXCL. OIL NUTS	1 175	534	345
686 ZINC	9 915	3 174	1 954	058 FRUIT, PRESERVED, PREPARED	19 004	9 810	6 221
687 TIN	1 996	1 936	1 204	059 FRUIT, VEGETABLE JUICES	1 742	193	122
689 MISC. NON-FERR. BASE METAL	4 880	4 694	2 871	061 SUGARS, MOLASSES, HONEY	75 201	14 332	8 802
691 METALLIC STRUCTURES NES	58 830	30 084	18 584	062 SUGAR CONFECTIONERY	1 860	845	527
692 CONTAINERS, STORAGE, TRNSP	30 798	24 015	14 903	073 CHOCOLATE, OTH. COCOA PREP	8 854	6 868	4 273
693 WIRE PRODUCTS EXCL. ELECT	146 990	27 805	17 330	075 SPICES	901	233	140
694 NAILS, SCREWS, NUTS, ETC.	146 951	113 991	70 772	081 ANIMAL FEED STUFF	867	258	160
695 TOOLS	30 506	121 813	75 701	088 EDIBLE PROD. PREPRPTS, NES	6 823	1 151	705
696 CUTLERY	1 358	9 377	5 812	111 NON-ALCOHOL. BEVERAGE, NES	586	88	57
697 HOUSEHOLD EQUIPMENT, NES	17 013	13 500	8 393	112 ALCOHOLIC BEVERAGES	1 994	931	580
699 MANUFACT. BASE METAL, NES	335 606	364 486	226 213	113 HIDES, SKINS (EX. FURS), RAW	15 826	6 492	4 046
700 CPL IND PLANT (84/85/87)	2 221	13 718	8 452	121 FURSKINS, RAW	2 046	55 006	33 294
711 STEAM GENER. BOILERS, ETC.	604	1 364	853	212 SYNTHETIC RUBBER, ETC.	37 815	3 110	1 990
712 STEAM TURBINES	498	1 732	1 068	216 WOOD IN CHIPS, PARTICLES	6 019	365	224
713 INTRN. COMBUS PSTN ENGIN	230 154	427 910	264 937	247 WOOD ROUGH, ROUGH SQUARED	504 662	14 825	9 119
714 ENGINES, MOTORS NON-ELECT	367	15 607	9 650	248 WOOD, SIMPLY WORKED	5 439 201	467 742	290 774
716 ROTATING ELECTRIC PLANT	57 924	148 660	92 219	249 PULP AND WASTE PAPER	6 407 663	475 670	296 341
718 OTH. POWR. GENRTNG. MACHNRY	8 967	94 363	56 964	266 SYNTHETIC FIBRES	3 525	409	251
721 AGRIC. MACHINES, EX. TRACTR	27 996	41 798	25 710	267 OTHER MAN-MADE FIBRES	112 799	31 464	19 514
722 TRACTORS	19 837	23 140	14 356	273 STONE, SAND AND GRAVEL	2 215 344	12 741	7 316
723 CIVIL ENGINEERING EQUIPT	102 941	67 672	54 398	274 SULPHUR, UNRSTD. IRON PYRS	1 732 523	11 957	7 373
724 TEXTILE, LEATHER MACHINES	6 681	27 525	17 179	278 OTHER CRUDE MINERALS	954 329	32 935	20 397
725 PAPER, PULP MILL MACHINES	18 301	66 335	41 807	282 FERROUS WASTE AND SCRAP	45 387	1 131	705
726 PRINTNG, BOOKBINDNG MACHS	20 526	93 568	58 407	288 NON-FERROUS WASTE, SCRAP	49 285	16 226	10 168
727 FOOD-PROCESS. MCH. NON DCM	7 360	23 830	14 751	289 PREC. METAL ORES, CONCTRTS	16	1 099	672
728 OTH. MACH. PTS, SPLC INDUSTR	125 003	296 674	184 201	291 CRUDE ANIMAL MATERLS. NES	1 673	362	219
731 METAL REMOVAL WORK TOOLS	40 769	174 746	110 816	292 CRUDE VEG. MATERIALS, NES	3 436	2 433	1 552
733 MACH-TOOLS, METAL-WORKING	5 499	18 097	11 386	322 BRIQUETTES, LIGNITE, PEAT	14 708	190	113
735 PARTS, NES, FOR MACH-TOOLS	6 794	44 345	27 688	334 PETROLEUM PRODUCTS	1 787 286	52 200	31 848
737 METALWORKING MACHNRY NES	39 362	42 435	26 392	431 ANIMAL, VEG. FATS, OILS, NES	60 214	4 450	2 755
741 HEATING, COOLING EQUIP, PART	33 407	106 186	65 901	481 HYDROCARBONS, NES, DERIVTS	127 038	7 502	4 600
742 PUMPS FOR LIQUIDS, PARTS	55 048	278 810	172 715	512 ALCOHOL, PHENOL, ETC. DERIV	23 625	6 456	4 020
743 PUMPS NES, CENTRIFUGS ETC	97 078	233 240	144 481	513 CARBOXYLIC ACIDS, DERIVTS	5 080	1 816	1 132
744 MECHANICAL HANDLING EQUIP	90 969	139 504	86 940	514 NITROGEN-FUNCT. COMPOUNDS	2 957	3 463	2 121
745 OTH. NONELEC MCH, TOOL, NES	36 176	140 267	86 535	515 ORGANO-INORGANIC COMPNDS	2 714	1 980	1 204
746 BALL OR ROLLER BEARINGS	84 440	175 165	109 023	516 OTHER ORGANIC CHEMICALS	138 888	13 985	8 565
747 TAPS, COCKS, VALVES, ETC.	26 965	142 389	88 115	522 INORGANIC CHEM. ELEMENTS	17 570	18 786	11 681
748 TRANSMISSIONS SHAFTS ETC	196 641	212 550	131 804	523 METAL. SALTS, INORGAN. ACID	63 696	9 350	5 770
749 NON-ELECT MACH. PARTS, ETC	48 234	129 295	79 880	524 OTHER CHEMICAL COMPOUNDS	777	667	426
751 OFFICE MACHINES	5 470	29 864	18 438	525 RADIO-ACTIVE MATERIALS		388	241
752 AUTOMATC. DATA PROC. EQUIP	6 600	162 698	100 918	531 SYNTH. COLOURS, LAKES, ETC.	907	1 990	1 234
759 PARTS, FOR OFFICE MACHINS	3 676	57 370	35 543	533 PIGMENTS, PAINTS, ETC.	99 525	39 015	24 110
761 TELEVISION RECEIVERS ETC	31 337	70 373	43 590	541 MEDICINES, ETC. EXC. GRP542	553	7 629	4 631
762 RADIO-BROADCAST RECEIVER	1 374	11 913	7 414	542 MEDICAMENTS	1 469	42 293	26 538
763 SOUND RECORDER, PHONOGRPH	3 516	41 300	26 278	553 PERFUMERY, COSMETICS, ETC.	124	653	416
764 TELECOMM. EQUIP. PARTS NES	9 414	203 315	126 127	554 SOAP, CLEANERS, POLISH, ETC	538	269	164
771 ELECT POWER MACHNRY. PARTS	33 071	64 808	40 165	562 FERTILIZER, EXCEPT GRP272	4 046	403	246
772 ELECT. SWITCH, RELAY, CIRCUIT	74 099	473 891	293 526	571 POLYMERS OF ETHYLENE	159 093	24 050	14 902
773 ELECTR. DISTRIB. EQPT NES	68 363	92 475	57 228	572 POLYMERS OF STYRENE	40 523	8 426	5 362
774 ELECTRO-MEODCL. XRAY EQUIP	3 916	91 678	57 038	573 POLYMERS, VINYL CHLORIDE	221 943	32 791	20 299
775 DOM. ELEC. NON-ELEC. EQUIPT	173 473	211 310	130 507	574 POLYACETAL, POLYCARBONATE	8 651	1 993	1 234
776 TRANSISTORS, VALVES, ETC.	1 207	92 809	58 078	575 OTH. PLASTIC, PRIMARY FORM	198 892	31 987	19 783
778 ELECTRIC. MACH. APPART. NES	316 131	528 888	327 125	581 PLASTIC TUBE, PIPE, HOSE	11 124	14 240	8 774
781 PASS. MOTOR VEHCLS. EX. BUS	634 169	1 172 507	727 130	582 PLASTIC PLATE, SHEETS, ETC	116 429	52 139	32 284
782 GOODS, SPLC TRANSPORT VEH	51 183	86 386	53 994	591 INSECTICIDES, ETC.	2 163	2 173	1 304
783 ROAD MOTOR VEHICLES NES	9 678	29 462	17 891	592 STARCHES, INULIN, ETC.	11 355	2 957	1 832
784 PARTS, TRACTORS, MOTOR VEH	994 158	1 195 339	741 654	593 EXPLOSIVES, PYROTECHNICS	214	673	424
785 CYCLES, MOTORCYCLES ETC.	7 081	18 494	11 248	597 PREPRD ADDITIVES, LIQUIDS	1 812	302	186
786 TRAILERS, SEMI-TRAILER, ETC	77 667	71 784	44 158	598 MISC. CHEMICAL PRDCTS. NES	139 954	38 062	23 515
791 RAILWAY VEHICLES, EQUIPNT	37 109	35 584	22 077	599 LEATHER	2 998	2 124	1 286
792 AIRCRAFT, ASSOCTD. EQUIPNT	351	18 489	11 422	611 FURSKINS, TANNED, DRESSED	172	5 439	3 329
793 SHIP, BOAT, FLOAT. STRUCTRS	26 704	11 141	7 108	613 MATERIALS OF RUBBER	354	515	316
811 PREFABRICATED BUILDINGS	1 453	1 672	991	621 RUBBER TYRES, TUBES, ETC.	17 700	11 165	6 866
812 PLUMBNG, SANITRY, EQPT. ETC	5 321	13 459	8 373	629 ARTICLES OF RUBBER, NES	4 034	4 282	2 630
813 LIGHTNG FIXTURES ETC. NES	11 850	38 023	23 557				
821 FURNITURE, CUSHIONS, ETC.	193 242	105 981	65 786				

7 IMPORTS AND EXPORTS (SPECIAL TRADE) BY COUNTRIES OF PRODUCTION AND CONSUMPTION AND BY GROUPS OF THE SITC-REV. III 1994

GROUP DESCRIPTION	DT = 100 KG	1 000 DM	1 000 \$	GROUP DESCRIPTION	DT = 100 KG	1 000 DM	1 000 \$
634 VENEERS, PLYWOOD, ETC.	1 055 305	236 348	146 585	882 PHOTO.CINEMATOGRPH.SUPL	15 721	6 112	3 706
635 WOOD MANUFACTURES, NES	275 883	122 632	76 065	883 CINE.FILM EXPOSD.DEVELPD	1	57	34
641 PAPER AND PAPERBOARD	14 669 940	1 667 168	1 035 389	884 OPTICAL GOODS NES	2	339	204
642 PAPER,PAPERBOARD,CUT ETC	729 960	96 448	59 645	885 WATCHES AND CLOCKS	7	859	537
651 TEXTILE YARN	15 291	6 472	3 991	891 ARMS AND AMMUNITION	849	2 237	1 379
652 COTTON FABRICS, WOVEN	1 415	3 771	2 310	892 PRINTED MATTER	35 637	13 133	8 162
653 FABRICS,MAN-MADE FIBRES	269	866	531	893 ARTICLES,NES,OF PLASTICS	21 385	18 851	11 646
654 OTH.TEXTILE FABRIC,WOVEN	364	286	177	894 BABY CARRIAGE, TOYS,GAMES	17 724	19 334	12 021
655 KNIT.CROCHET.FABRIC NES	942	1 376	850	895 OFFICE,STATIONERY SUPPLS	107	214	129
656 TULLE,LACE,EMBROIDRY.ETC	294	286	179	896 WORKS OF ART,ANTIQUE ETC	26	1 113	689
657 SPECIAL YARN,TXTL.FABRIC	48 815	35 149	21 784	897 GOLD,SILVERWARE,JEWEL NES	19	11 866	7 377
658 TEXTILE ARTICLES NES	2 845	4 137	2 545	898 MUSICAL INSTRUMENTS,ETC.	748	8 320	5 123
659 FLOOR COVERINGS, ETC.	420	2 201	1 359	899 MISC MANUFCTRD GOODS NES	1 679	7 222	4 432
661 LIME,CEMENT,CONSTR.MATRL	76 895	11 225	6 950	961 COIN,NONMONTRY EXCL DRES	2	118	75
662 CLAY,REFRCT.CONSTR.MATRL	12 714	670	413	971 GOLD,NONMONTRY EXCL DRES	3	7 960	4 905
663 MINERAL MANUFACTURES,NES	119 796	23 417	14 474				
664 GLASS	130 944	76 732	47 390	EXPORTS	20 750 025	5 383 001	3 336 321
665 GLASSWARE	1 483	2 076	1 291	001 LIVE ANIMALS	28	95	59
666 POTTERY	295	454	275	011 BOVINE MEAT	150	402	246
671 PIG IRON,SPIEGELEISN,ETC	11 757	1 138	687	012 OTHER MEAT, MEAT OFFAL	105	78	49
672 INGOTS ETC.IRON OR STEEL	98 202	4 294	2 712	017 MEAT,OFFL.PRPD,PRSV,D,NES	786	683	418
673 FLAT-ROLLED IRON ETC.	1 370 663	96 484	59 488	022 MILK AND CREAM	2 522	550	336
674 FLAT-ROLLED PLATED IRON	243 045	27 951	17 260	024 CHEESE AND CURD	5 539	4 286	2 660
675 FLAT-ROLLED, ALLOY STEEL	459 639	136 576	84 835	034 FISH,FRESH,CHILLED,FROZN	124	93	58
676 IRON,STL.BAR,SHAPES ETC.	564 748	41 655	25 853	036 CRUSTACEANS,MOLLUSCS ETC	17	52	32
678 WIRE OF IRON OR STEEL	6 465	788	482	037 FISH ETC.PRPD,PRSV,NES	1 915	647	417
679 TUBES,PIPES,ETC.IRON,STL	459 597	65 200	40 526	042 RICE	10 586	1 110	690
681 SILVER,PLATINUM,ETC.	27	1 341	815	045 OTHER CEREALS, UNMILLED	92 190	1 102	647
682 COPPER	304 527	145 117	90 099	048 CEREAL PREPARATIONS	29 775	9 937	6 144
683 NICKEL	16 857	16 126	9 901	054 VEGETABLES	54 970	6 562	3 982
684 ALUMINIUM	62 942	23 150	14 414	056 VEGETABLES,PRPD,PRSV,D,NES	5 852	2 039	1 266
686 ZINC	350 293	58 298	36 368	057 FRUIT,NUTS EXCL.OIL NUTS	213 040	17 642	10 326
689 MISC.NON-FERR.BASE METAL	2 899	8 588	5 319	058 FRUIT,PRESERVED,PREPARED	12 638	4 943	3 011
691 METALLIC STRUCTURES NES	147 171	49 224	30 282	059 FRUIT,VEGETABLE JUICES	24 431	5 140	3 208
692 CONTAINERS,STORAGE,TRNSP	2 463	2 669	1 617	061 SUGARS,MOLASSES,HONEY	2 236	251	151
693 WIRE PRODUCTS EXCL.ELECT	480	354	214	062 SUGAR CONFECTIONERY	2 980	1 523	940
694 NAILS,SCREWS,NUTS,ETC.	1 102	902	557	071 COFFEE,COFFEE SUBSTITUTE	1 782	1 934	1 211
695 TOOLS	3 240	6 924	4 257	072 COCOA	28 105	11 232	6 906
696 CUTLERY	850	3 879	2 400	073 CHOCOLATE,OTH.COCOA PREP	8 721	5 446	3 393
697 HOUSEHOLD EQUIPMENT,NES	54 756	19 230	11 963	074 TEA AND MATE	210	257	158
699 MANUFACTS.BASE METAL,NES	35 786	12 602	7 844	075 SPICES	1 977	1 523	951
711 STEAM GENER. BOILERS,ETC.	5 713	8 345	5 073	081 ANIMAL FEED STUFF	272 747	25 495	15 803
712 STEAM TURBINES	704	18 519	11 263	091 MARGARINE AND SHORTENING	563	257	158
713 INTRNL COMBUS PSTN ENGIN	16 361	41 269	26 009	098 EDIBLE PROD.PREPRTNS,NES	14 102	7 708	4 767
714 ENGINES,MOTORS NON-ELECT	357	46 356	27 447	111 NON-ALCOHOL.BEVERAGE,NES	5 241	1 327	810
716 ROTATING ELECTRIC PLANT	59 689	57 016	35 192	112 ALCOHOLIC BEVERAGES	59 085	16 384	10 100
718 OTH.PQMR.GENRTNG.MACHNRY	1 727	2 838	1 753	121 TOBACCO, UNMANUFACTURED	338	391	244
721 AGRIC.MACHINES,EX.TRACTR	9 461	16 935	10 572	122 TOBACCO, MANUFACTURED	9 562	11 724	7 548
722 TRACTORS	11 826	15 496	9 577	211 HIDES,SKINS(EX.FURS),RAW	876	295	176
723 CIVIL ENGINEERING EQUIPT	14 286	30 223	18 798	212 FURSKINS, RAW	67	1 940	1 130
724 TEXTILE,LEATHER MACHINES	1 317	1 879	1 148	222 OILSEED(SFT.FIX VEG.OIL)	23 911	1 406	885
725 PAPER,PULP MILL MACHINES	83 999	155 688	93 456	223 OILSEED(OTH.FIX.VEG.OIL)	628	1 263	72
726 PRINTNG,BOOKBINDNG MACHS	1 342	1 880	1 163	231 NATURAL RUBBER, ETC.	561	137	84
727 FOOD-PROCESS.MCH.NON DM	227	1 121	699	232 SYNTHETIC RUBBER, ETC.	30 988	5 743	3 564
728 OTH.MACH,PTS,SPCL INDUST	36 567	64 411	39 974	246 WOOD IN CHIPS, PARTICLES	145 596	1 475	905
731 METAL REMOVAL WORK TOOLS	573	864	532	247 WOOD ROUGH,ROUGH SQUARED	1 023 485	9 666	6 056
733 MACH-TOOLS,METAL-WORKING	1 698	4 831	3 044	248 WOOD, SIMPLY WORKED	67 554	11 338	6 901
735 PARTS,NES,FOR MACH-TOOLS	1 512	3 874	2 377	251 PULP AND WASTE PAPER	156 892	3 397	2 113
737 METALWORKING MACHNRY NES	5 995	21 550	13 493	263 COTTON	628	116	73
741 HEATNG,COOLNG EQIP,PART	17 073	29 207	18 224	265 VEGETABLE TEXTILE FIBRES	2 354	586	373
742 PUMPS FOR LIQUIDS,PARTS	6 006	12 913	7 859	266 SYNTHETIC FIBRES	64 033	15 474	9 628
743 PUMPS NES,CENTRIFUGS ETC	5 641	12 360	7 441	267 OTHER MAN-MADE FIBRES	31 271	9 829	6 077
744 MECHANICAL HANDLING EQUIP	49 383	64 383	39 664	268 WOOL, OTHER ANIMAL HAIR	3 414	298	181
745 OTH.NONELEC MCH,TOOL,NES	10 296	17 951	11 021	269 WORN CLOTHING,TEXTL.ARTL	3 633	536	333
746 BALL OR ROLLER BEARINGS	359	721	445	272 FERTILIZERS, CRUDE	1 182	74	45
747 TAPS,COCKS,VALVES,ETC.	15 688	47 104	29 221	273 STONE, SAND AND GRAVEL	83 036	1 448	897
748 TRANSMISSIONS SHAFTS ETC	6 681	12 164	7 540	274 SULPHUR,UNRSTD,IRON PYRS	200 145	1 513	998
749 NON-ELECT MACH.PARTS,ETC	2 830	6 096	3 769	277 NATURAL ABRASIVES, NES	2 347	116	70
751 OFFICE MACHINES	218	3 132	1 943	278 OTHER CRUDE MINERALS	2 276 492	25 328	15 583
752 AUTOMATC.DATA PROC.EQUIP	23 957	208 835	128 357	282 FERROUS WASTE AND SCRAP	59 203	1 164	708
759 PARTS,FOR OFFICE MACHINS	720	18 164	11 361	285 ALUMINIUM ORE,CONCTR.ETC	124 879	3 402	2 073
761 TELEVISION RECEIVERS ETC	48 948	103 793	63 840	288 NON-FERROUS WASTE,SCRAP	43 441	2 971	1 768
763 SOUND RECORDER,PHONOGRPH	22	1 748	1 106	291 CRUDE ANIMAL MATERIALS,NES	3 804	2 737	1 692
764 TELECOMM.EQUIP.PARTS NES	9 230	260 106	161 447	292 CRUDE VEG.MATERIALS,NES	20 181	15 460	9 639
771 ELECT PWRM MACHNRY.PARTS	53 854	78 074	48 311	302 COKE,SEMI-COKE,RET.CARBON	35 670	924	581
772 ELEC.SWITCH.RELAY.CIRCUIT	6 003	31 370	19 359	333 PETROLEUM OILS, CRUDE	4 766 617	83 172	51 954
773 ELECTR DISTRIBT.EQPT NES	29 514	16 811	10 504	334 PETROLEUM PRODUCTS	65 588	8 314	5 147
774 ELECTRO-MEDCL,XRAY EQUIP	1 815	25 999	16 140	335 RESIDUAL PETROL.PRODUCTS	122 570	9 665	5 998
775 DOM.ELEC,NON-ELEC.EQUIPT	16 626	21 825	13 488	421 FIXED VEG.FAT,OILS,SOFT	50 641	5 429	3 447
776 TRANSISTORS,VALVES,ETC.	342	23 564	14 782	422 FIXED VEG.FAT,OILS,OTHER	4 522	492	303
778 ELECTRIC.MACH.APAPT.NES	6 070	59 923	37 237	431 ANIMAL,VEG.FATS,OILS,NES	12 455	2 025	1 264
781 PASS.MOTOR VEHCLS.EX.BUS	59 243	107 569	66 837	511 HYDROCARBONS,NES,DERIVTS	16 933	3 312	2 005
782 GOODS,SPCL TRANSPORT VEH	9 204	14 634	8 969	512 ALCOHOL,PHENOL,ETC.DERIV	91 776	15 054	9 303
783 ROAD MOTOR VEHICLES NES	899	1 591	955	513 CARBOXYLIC ACIDS,DERIVTS	123 573	25 012	15 547
784 PARTS,TRACTORS,MOTOR VEH	46 060	25 659	15 926	514 NITROGEN-FUNCT.COMPOUNDS	69 486	16 038	9 905
785 CYCLES,MOTORCYCLES ETC.	2 085	1 974	1 207	515 DRGANO-INORGANIC COMPNDS	13 818	12 639	7 815
786 TRAILERS,SEMI-TRAILR,ETC	7 839	8 740	5 405	516 OTHER ORGANIC CHEMICALS	29 996	14 985	9 127
791 RAILWAY VEHICLES,EQUIPNT	19	185	118	522 INORGANIC CHEM.ELEMENTS	3 190 199	49 714	31 043
792 AIRCRAFT,ASSOCTD.EQUIPNT	53	4 575	2 787	523 METAL.SALTS,INORGAN.ACID	193 356	17 680	11 013
793 SHIP,BOAT,FLOAT,STRUCTRS	52 124	30 790	18 750	524 OTHER CHEMICAL COMPOUNDS	6 594	6 605	4 090
811 PREFABRICATED BUILDINGS	417 679	107 771	67 823	525 RADIO-ACTIVE MATERIALS	5	714	441
812 PLUMBING,SANITRY,EQPT.ETC	234 686	88 911	54 917	531 SYNTH.COLOURS,LAKES,ETC.	92 269	53 493	33 008
813 LIGHTNG FIXTURES ETC.NES	12 994	20 837	12 904	532 DYEING,TANNING MATERIALS	5 459	1 509	935
821 FURNITURE,CUSHIONS,ETC.	100 329	57 671	35 674	533 PIGMENTS, PAINTS, ETC.	123 169	58 380	36 205
831 TRUNK,SUIT-CASES,BAG,ETC	101	322	198	541 MEDICINES,ETC.EXC.GRP542	2 743	23 679	14 665
841 MENS,BOYS CLOTHING,X-KNIT	225	3 141	1 947	542 MEDICAMENTS	13 313	63 217	39 099
842 WOMEN,GIRL CLOTHING,XKNIT	581	10 013	6 194	551 ESSNTL.OIL,PERFUME,FLAVR	2 125	5 987	3 703
843 MENS,BOYS CLOTHING,KNIT	128	1 446	881	553 PERFUMERY,PERFUMES,ETC.	20 498	23 094	14 294
844 WOMEN,GIRLS CLOTHING,KNIT	3 320	31 489	19 459	554 SOAP,CLEANERS,POLISH,ETC	70 799	23 703	14 661
845 OTHR.TEXTILE APPAREL,NES	490	5 924	3 683	562 FERTILIZER,EXCEPT GRP272	749 485	12 906	7 870
846 CLOTHING ACCESSRS,FABRIC	56	595	373	571 POLYMERS OF ETHYLENE	240 505	35 047	21 856
848 CLOTHING,NONXTXL;HEADGEAR	250	6 812	4 303	572 POLYMERS OF STYRENE	96 933	17 499	10 851
851 FOOTWEAR	836	3 102	1 932	573 POLYMERS,VINYL CHLORIDE	32 430	6 720	4 154
871 OPTICAL INSTRUMENTS,NES	4	361	221	574 POLYACETAL,POLYCARBONATE	96 242	39 039	24 876
872 MEDICAL INSTRUMENTS NES	1 904	20 545	12 772	575 OTH.PLASTIC,PRIMARY FORM	390 132	107 935	66 818
873 METERS,COUNTERS,NES	180	2 398	1 542	581 PLASTIC TUBE,PIPE,HOSE	10 025	14 483	8 965
874 MEASURE,CONTROL INSTRMNT	1 186	40 889	24 918	582 PLASTIC PLATE,SHEETS,ETC	80 858	54 412	33 732
881 PHOTOGRAPH APPAR.ETC.NES	1	302	193				

7 IMPORTS AND EXPORTS (SPECIAL TRADE) BY COUNTRIES OF PRODUCTION AND CONSUMPTION AND BY GROUPS OF THE SITC-REV. III 1994

GROUP DESCRIPTION	DT = 100 KG	1 000 DM	1 000 \$	GROUP DESCRIPTION	DT = 100 KG	1 000 DM	1 000 \$
583 MONOFILAMENT OF PLASTICS	4 936	4 280	2 670	792 AIRCRAFT, ASSOCTD. EQUIPNT	38	10 564	6 750
591 INSECTICIDES, ETC.	19 636	16 397	9 982	793 SHIP, BOAT, FLOAT. STRUCTRS	500	1 646	1 026
592 STARCHES, INULIN, ETC.	126 043	14 457	8 950	811 PREFABRICATED BUILDINGS	136	180	111
593 EXPLOSIVES, PYROTECHNICS	5 879	1 045	649	812 PLUMBING, SANITRY, EQPT. ETC	2 328	3 855	2 387
597 PREPRD ADDITIVES, LIQUIDS	69 654	23 459	14 572	813 LIGHTNG FIXTURES ETC. NES	4 482	14 976	9 361
598 MISC. CHEMICAL PRDCTS. NES	321 514	70 798	43 786	821 FURNITNG, CUSHIONS, ETC.	13 441	16 103	9 948
600 CPL IND PLANT CHAP 69-76	91	739	450	831 TRUNK, SUIT-CASES, BAG, ETC	434	1 406	864
611 LEATHER	1 618	1 649	1 021	841 MENS, BOYS CLOTHING, X-KNIT	590	7 794	4 851
612 MANUFACT. LEATHER ETC. NES	376	1 208	748	842 WOMEN, GIRL CLOTHING, XKNIT	1 180	15 243	9 389
613 FURSKINS, TANNED, DRESSED	28	359	216	843 MENS, BOYS CLOTHING, KNIT	76	435	274
621 MATERIALS OF RUBBER	20 853	12 659	7 843	844 WOMEN, GIRLS CLOTHING. KNIT	236	1 799	1 107
625 RUBBER TYRES, TUBES, ETC.	34 508	21 962	13 534	845 OTHR. TEXTILE APPAREL, NES	499	3 580	2 209
629 ARTICLES OF RUBBER, NES	6 654	15 464	9 552	846 CLOTHING ACCESSRS, FABRIC	620	4 212	2 636
633 CORK MANUFACTURES	130	434	284	848 CLOTHNG, NONXTL; HEADGEAR	603	4 364	2 689
634 VENEERS, PLYWOOD, ETC.	75 773	12 535	7 785	851 FOOTWEAR	3 803	16 228	10 013
635 WOOD MANUFACTURES, NES	20 238	4 097	2 508	871 OPTICAL INSTRUMENTS, NES	121	3 651	2 258
641 PAPER AND PAPERBOARD	217 284	57 949	35 869	872 MEDICAL INSTRUMENTS NES	2 959	33 049	20 450
642 PAPER, PAPERBOARD, CUT ETC	126 758	62 614	38 712	873 METERS, COUNTERS, NES	1 006	5 828	3 634
651 TEXTILE YARN	69 565	53 159	32 906	874 MEASURE. CONTROL INSTRMNT	5 973	106 163	65 933
652 COTTON FABRICS, WOVEN	7 012	10 052	6 202	881 PHOTOGRAPH APPAR. ETC. NES	929	8 381	5 219
653 FABRICS, MAN-MADE FIBRES	7 252	22 627	13 977	882 PHOTO. CINEMATOGRPH. SUPPL	25 390	41 786	25 873
654 OTH. TEXTILE FABRIC, WOVEN	1 080	3 902	2 423	884 OPTICAL GOODS NES	191	9 927	6 178
655 KNIT, CROCHET, FABRIC NES	3 642	6 157	3 802	885 WATCHES AND CLOCKS	760	8 890	5 553
656 TULLE, LACE, EMBROIDRY, ETC	471	2 063	1 276	891 ARMS AND AMMUNITION	1 504	3 476	2 135
657 SPECIAL YARN, TXTL. FABRIC	34 330	57 657	35 712	892 PRINTED MATTER	19 243	22 864	14 141
658 TEXTILE ARTICLES NES	2 235	3 913	2 426	893 ARTICLES, NES, OF PLASTICS	52 697	54 745	33 840
659 FLOOR COVERINGS, ETC.	8 002	5 685	3 511	894 BABY CARRIAGE, TOYS, GAMES	6 185	12 088	7 412
661 LIME, CEMENT, CONSTR. MATRL	7 055	491	304	895 OFFICE, STATIONERY SUPPLS	4 011	8 372	5 158
662 CLAY, REFRCT. CONSTR. MATRL	144 569	20 762	12 845	896 WORKS OF ART, ANTIQUE ETC	18	569	341
663 MINERAL MANUFACTURES, NES	29 570	23 388	14 483	897 GOLD, SILVERWARE, JEWEL NES	52	5 559	3 464
664 GLASS	232 981	35 040	21 780	898 MUSICAL INSTRUMENTS, ETC.	5 224	19 238	11 902
665 GLASSWARE	30 230	12 047	7 436	899 MISC MANUFACTRD GOODS NES	15 153	20 622	12 864
666 POTTERY	3 312	3 286	2 043	961 COIN NONGOLD NONCURRENT	606	711	449
667 PEARLS, PRECIOUS STONES	.	.	.	971 GOLD, NONMONTY EXCL ORES	4	1 342	825
671 PIG IRON, SPIEGELEISN, ETC	16 768	4 376	2 727				
672 INGOTS ETC. IRON OR STEEL	20 110	1 636	1 021	SWITZERLAND			
673 FLAT-ROLLED IRON ETC.	252 726	18 223	11 361				
674 FLAT-ROLLED PLATED IRON	154 725	15 363	9 456	IMPORTS	34 344 196	26 610 031	16 484 098
675 FLAT-ROLLED, ALLOY STEEL	124 524	23 946	14 791				
676 IRON, STL. BAR, SHAPES ETC.	348 862	32 104	19 902	001 LIVE ANIMALS	16 542	7 235	4 502
677 RAILWAY TRACK IRON, STEEL	11 294	3 321	2 074	011 BOVINE MEAT	3 189	2 001	1 235
678 WIRE OF IRON OR STEEL	9 594	2 897	1 662	012 OTHER MEAT MEAT OFFAL	6 964	2 353	1 460
679 TUBES, PIPES, ETC. IRON, STL	254 503	66 007	41 061	016 MEAT, ED. OFFL, DRY, SLT, SMK	2 088	4 919	3 041
681 SILVER, PLATINUM, ETC.	41	1 390	843	017 MEAT, OFFL, PRPD, PRSVD, NES	196	201	122
682 COPPER	86 915	50 330	31 277	022 MILK AND CREAM	3 511	1 400	867
683 NICKEL	716	2 555	1 592	024 CHEESE AND CURD	105 105	140 034	86 908
684 ALUMINIUM	105 438	54 958	34 066	025 EGGS, BIRDS, YOLKS, ALBUMIN	317	59	38
685 LEAD	2 162	634	396	034 FISH, FRESH, CHILLED, FROZN	141	137	83
686 ZINC	1 046	391	243	035 FISH, DRIED, SALTED, SMOKED	98	123	73
687 TIN	1 527	1 516	951	046 MEAL, FLOUR OF WHEAT, MSLN	371	297	189
689 MISC. NON-FERR. BASE METAL	1 384	1 084	675	047 OTHER CEREAL MEAL, FLOURS	793	517	313
691 METALLIC STRUCTURES NES	20 203	10 837	6 707	048 CEREAL PREPARATIONS	109 684	52 574	32 569
692 CONTAINERS, STORAGE, TRNSP	10 627	7 002	4 361	054 VEGETABLES	5 845	724	448
693 WIRE PRODUCTS EXCL. ELECT	15 195	8 133	5 058	056 VEGETABLES, PRPD, PRSVD, NES	8 218	4 470	2 781
694 NAILS, SCREWS, NUTS, ETC.	48 687	30 113	18 766	057 FRUIT, NUTS EXCL. OIL NUTS	2 598	585	369
695 TOOLS	8 896	38 724	24 002	058 FRUIT, PRESERVED, PREPARED	16 288	6 025	3 692
696 CUTLERY	760	3 556	2 211	059 FRUIT, VEGETABLE JUICES	126 578	12 331	7 594
697 HOUSEHOLD EQUIPMENT, NES	3 451	4 947	3 073	061 SUGARS, MOLASSES, HONEY	2 142	463	289
699 MANUFACT. BASE METAL NES	121 946	89 337	55 508	062 SUGAR CONFECTIONERY	38 757	35 452	21 950
700 CPL IND PLANT (84/85/87)	3 459	31 818	19 669	071 COFFEE, COFFEE SUBSTITUTE	2 792	2 779	1 710
711 STEAM GENER. BOILERS, ETC.	1 213	1 151	712	072 COCOA	1 339	136	82
712 STEAM TURBINES	130	2 681	1 660	073 CHOCOLATE, OTH. COCOA PREP	104 667	68 045	42 510
713 INTRNL COMBUS PSTN ENGIN	35 147	79 849	45 719	074 TEA AND MATE	7 139	1 856	1 030
714 ENGINES, MOTORS NON-ELECT	3 884	11 397	7 074	075 SPICES	672	597	369
716 ROTATING ELECTRIC PLANT	39 524	56 053	35 100	081 ANIMAL FEED STUFF	176 986	61 831	38 569
718 OTH. POWR. GENRNG. MACHNRY	2 764	47 658	28 417	091 MARGARINE AND SHORTENING	1 242	1 338	209
721 AGRIC. MACHINES, EX. TRACTR	7 218	9 768	6 063	098 EDIBLE PROD. PREPRTNS, NES	285 552	179 154	110 782
722 TRACTORS	10 499	11 625	7 157	111 NON-ALCOHOL. BEVERAGE, NES	921 558	54 578	33 924
723 CIVIL ENGINEERING EQUIPT	17 927	22 082	13 739	112 ALCOHOLIC BEVERAGES	9 438	10 868	6 728
724 TEXTILE, LEATHER MACHINES	4 091	16 534	10 323	121 TOBACCO, UNMANUFACTURED	4 510	2 548	1 593
725 PAPER, PULP MILL MACHINES	6 408	29 398	18 507	122 TOBACCO, MANUFACTURED	1 867	11 287	7 194
726 PRINTNG, BOOKBINDNG MACHS	17 759	70 263	41 993	211 HIDES, SKINS (EX. FURS), RAW	60 037	26 575	16 368
727 FOOD-PROCESS. MCH. NON DOM	1 536	9 874	6 103	212 FURSKINS, RAW	32	160	96
728 OTH. MACH. PTS, SPCL INDUST	37 242	111 287	69 537	222 OILSEED (SFT. FIX VEG. OIL)	4 064	599	372
731 METAL REMOVAL WORK TOOLS	20 175	39 895	24 109	223 OILSEED (OTH. FIX. VEG. OIL)	1 010	165	104
733 MACH-TOOLS, METAL-WORKING	1 443	5 657	3 504	231 NATURAL RUBBER, ETC.	117	62	36
735 PARTS, NES, FOR MACH-TOOLS	1 921	10 543	6 562	232 SYNTHETIC RUBBER, ETC.	28 945	6 349	3 970
737 METALWORKING MACHNRY NES	18 123	20 207	12 723	246 WOOD IN CHIPS, PARTICLES	231 334	2 850	1 769
741 HEATNG, COOLNG EQHP, PART	21 992	69 664	43 550	247 WOOD ROUGH, ROUGH SQUARED	152 771	4 768	2 886
742 PUMPS FOR LIQUIDS, PARTS	13 929	67 784	42 146	248 WOOD, SIMPLY WORKED	128 736	13 062	8 083
743 PUMPS NES, CENTRIFUGS ETC	22 199	76 834	47 651	251 PULP AND WASTE PAPER	685 692	21 281	13 247
744 MECHANICAL HANDLNG EQUIP	26 375	36 554	22 674	261 SILK	58	132	84
745 OTH. NONELEC MCH, TOOL, NES	21 554	84 666	52 785	263 COTTON	29 175	5 857	3 607
746 BALL OR ROLLER BEARINGS	9 490	24 556	15 117	265 VEGETABLE TEXTILE FIBRES	639	1 186	736
747 TAPS, COCKS, VALVES, ETC.	14 912	65 607	40 697	266 SYNTHETIC FIBRES	107 322	38 453	23 828
748 TRANSMISSIONS SHAFTS ETC	44 947	81 975	50 956	267 OTHER MAN-MADE FIBRES	14 353	1 249	775
749 NON-ELECT MACH. PARTS, ETC	15 301	36 956	22 806	268 WOOL, OTHER ANIMAL HAIR	8 365	28 843	17 796
751 OFFICE MACHINES	2 470	17 566	11 015	269 WORN CLOTHING, TEXTL. ARTL	21 292	1 940	1 208
752 AUTOMATC. DATA PROC. EQUIP	4 138	82 383	51 155	273 STONE, SAND AND GRAVEL	625 988	6 831	4 141
759 PARTS, FOR OFFICE MACHNS	1 478	19 860	12 299	277 NATURAL ABRASIVES, NES	7	3 032	1 878
761 TELEVISION RECEIVERS ETC	14 407	33 106	20 368	278 OTHER CRUDE MINERALS	1 205 063	5 801	3 555
762 RADIO-BROADCAST RECEIVER	585	6 450	3 948	282 FERROUS WASTE AND SCRAP	295 104	14 444	8 991
763 SOUND RECORDER, PHONOGRPH	1 460	12 605	7 917	285 ALUMINIUM ORE, CONCTR. ETC	1 342	399	243
764 TELECOMM. EQUIP. PARTS NES	8 033	150 968	93 663	288 NON-FERROUS WASTE, SCRAP	480 796	93 457	58 093
771 ELECT POWER MACHNY, PARTS	19 013	38 837	24 096	289 PREC. METAL ORES, CONCTRYS	216	6 048	3 776
772 ELEC. SWITCH. RELAY. CIRCUIT	28 958	170 853	105 705	291 CRUDE ANIMAL MATERLS. NES	31 257	6 660	4 102
773 ELECTR DISTRIB. EQPT NES	17 699	28 474	17 730	292 CRUDE VEG. MATERIALS, NES	19 922	42 198	26 509
774 ELECTRO-MEDCL. XRAY EQUIP	1 103	19 958	12 532	322 BRIQUETTES, LIGNITE, PEAT	7 548	99	59
775 DOM. ELEC. NON-ELEC. EQUIPT	33 752	48 495	30 010	334 PETROLEUM PRODUCTS	3 099 832	57 760	35 831
776 TRANSISTORS, VALVES, ETC.	30 145	88 263	54 710	335 RESIDUAL PETROL. PRODUCTS	57 116	4 768	2 981
778 ELECTRIC MACH. APPART. NES	35 786	198 358	123 305	342 LIQUEFIED PROPANE, BUTANE	65 551	1 443	914
781 PASS. MOTOR VEHCLS. EX. BUS	322 518	433 632	269 468	344 PETROLEUM GASES, NES	227	840	527
782 GOODS, SPCL TRANSPORT VEH	47 306	69 746	43 672	351 ELECTRIC CURRENT, MWH	6 545 479	426 842	265 005
783 ROAD MOTOR VEHICLES NES	5 156	7 671	4 756	421 FIXED VEG. FAT, OILS, SOFT	2 319	394	236
784 PARTS, TRACTORS, MOTOR VEH	99 814	131 361	81 554	422 FIXED VEG. FAT, OILS, OTHER	4 445	1 336	820
785 CYCLES, MOTORCYCLES ETC.	2 516	6 511	3 970	431 ANIMAL, VEG. FATS, OILS, NES	112 210	9 430	5 816
786 TRAILERS, SEMI-TRAILR, ETC	54 358	36 295	22 562	511 HYDROCARBONS, NES, DERIVTS	70 997	16 755	10 401
791 RAILWAY VEHICLES, EQUIPNT	14 095	13 944	8 470	512 ALCOHOL, PHENOL, ETC. DERIV	121 668	45 704	28 446

7 IMPORTS AND EXPORTS (SPECIAL TRADE) BY COUNTRIES OF PRODUCTION AND CONSUMPTION AND BY GROUPS OF THE SITC-REV. III 1994

GROUP DESCRIPTION	DT = 100 KG	1 000 DM	1 000 \$	GROUP DESCRIPTION	DT = 100 KG	1 000 DM	1 000 \$
513 CARBOXYLIC ACIDS, DERIVTS	103 986	97 671	60 434	748 TRANSMISSIONS SHAFTS ETC	69 300	155 712	96 241
514 NITROGEN-FUNCT. COMPOUNDS	51 560	226 479	140 005	749 NON-ELECT MACH. PARTS, ETC	51 447	144 263	89 234
515 ORGANIC-INORGANIC COMPNDS	34 001	857 554	530 774	751 OFFICE MACHINES	2 781	42 260	26 325
516 OTHER ORGANIC CHEMICALS	50 968	70 926	43 543	752 AUTOMATC. DATA PROC. EQUIP	3 627	120 455	74 334
522 INORGANIC CHEM. ELEMENTS	630 619	19 999	12 348	759 PARTS, FOR OFFICE MACHINS	5 748	98 273	60 953
523 METAL. SALTS, INORGAN. ACID	466 162	17 350	10 694	761 TELEVISION RECEIVERS ETC	947	804	494
524 OTHER CHEMICAL COMPOUNDS	30 027	7 386	4 591	762 RADIO-BROADCAST RECEIVER	55	759	475
525 RADIO-ACTIVE MATERIALS	187	2 643	1 631	763 SOUND RECORDER, PHONOGRPH	449	14 036	8 631
531 SYNTH. COLOURS, LAKES, ETC.	82 361	263 237	162 162	764 TELECOMM. EQUIP. PARTS NES	12 649	286 463	177 386
532 DYEING, TANNING MATERIALS	25 791	2 728	1 661	771 ELECT POWER MACHNY. PARTS	58 446	158 983	98 360
533 PIGMENTS, PAINTS, ETC.	252 789	201 778	124 598	772 ELEC. SWITCH, RELAY, CIRCUIT	73 893	785 337	486 144
541 MEDICINES, ETC. EXC. GRP542	40 331	494 070	302 009	773 ELECTR DISTRIB. EQPT NES	98 941	218 674	135 479
542 MEDICAMENTS	85 376	838 211	518 634	774 ELECTRO-MEDCL. XRAY EQUIP	1 669	36 310	22 310
551 ESSNTL. OIL, PERFUME, FLAVR	28 666	152 880	93 919	775 DOM. ELEC. NON-ELEC. EQUIPT	61 614	170 464	105 435
553 PERFUMERY, COSMETICS, ETC.	118 403	206 353	127 921	776 TRANSISTORS, VALVES, ETC.	1 028	65 064	40 415
554 SOAP, CLEANERS, POLISH, ETC	320 429	97 929	60 691	778 ELECTRIC. MACH. APPART. NES	143 920	725 454	449 965
562 FERTILIZER, EXCEPT GRP272	71 595	4 633	2 852	781 PASS. MOTOR VEHCLS. EX. BUS	13 311	19 290	11 848
571 POLYMERS OF ETHYLENE	57 173	14 830	9 190	782 GOODS, SPLCL TRANSPORT VEH	96 441	286 013	178 250
572 POLYMERS OF STYRENE	15 292	2 564	1 833	783 ROAD MOTOR VEHICLES NES	22 974	67 348	41 936
573 POLYMERS, VINYL CHLORIDE	202 627	35 770	22 167	784 PARTS, TRACTORS, MOTOR VEH	205 522	211 404	131 026
574 POLYACETAL, POLYCARBONATE	270 297	155 485	96 098	785 CYCLES, MOTORCYCLES ETC.	13 826	43 701	26 723
575 OTH. PLASTIC, PRIMARY FORM	428 520	284 354	175 966	786 TRAILERS, SEMI-TRAILER, ETC	20 154	14 084	8 649
579 PLASTIC WASTE, SCRAP ETC	76 420	3 536	2 230	791 RAILWAY VEHICLES. EQUIPNT	28 772	40 182	24 304
581 PLASTIC TUBE, PIPE, HOSE	100 667	156 735	97 138	792 AIRCRAFT, ASSCCTD. EQUIPNT	1 001	31 540	19 548
582 PLASTIC PLATE, SHEETS, ETC	536 305	337 218	209 097	793 SHIP, BOAT, FLGAT. STRUCTRS	11 990	6 366	3 914
583 MONOFILAMENT OF PLASTICS	23 234	16 987	10 432	811 PREFABRICATED BUILDINGS	7 761	1 980	1 211
591 INSECTICIDES, ETC.	72 029	91 197	55 252	812 PLUMBNG. SANITRY, EQPT. ETC	221 960	218 803	135 652
592 STARCHES, INULIN, ETC.	82 762	45 876	28 393	813 LIGHTING FIXTURES ETC. NES	11 526	48 791	30 147
593 EXPLOSIVES, PYROTECHNICS	832	14 689	9 180	821 FURNITURE, CUSHIONS, ETC.	241 891	320 500	197 853
597 PREPRD ADDITIVES, LIQUIDS	45 200	26 448	16 389	831 TRUNK, SUIT-CASES, BAG, ETC	14 165	19 463	12 061
598 MISC. CHEMICAL PRDCTS. NES	1 255 358	200 446	123 924	841 MENS, BOYS CLOTHNG, X-KNIT	2 655	37 685	23 184
611 LEATHER	5 137	13 038	8 019	842 WOMEN, GIRL CLOTHNG, XKNIT	3 259	68 215	42 021
612 MANUFACT. LEATHER ETC. NES	297	2 819	1 752	843 MENS, BOYS CLOTHING, KNIT	3 673	32 195	20 035
613 FURSKINS, TANNED, DRESSED	175	882	550	844 WOMEN, GIRLS CLOTHNG. KNIT	5 794	70 927	44 044
621 MATERIALS OF RUBBER	57 331	31 838	19 676	845 OTHR. TEXTILE APPAREL, NES	7 699	87 319	54 269
625 RUBBER TYRES, TUBES, ETC.	65 972	13 877	8 654	846 CLOTHING ACCESSRS, FABRIC	2 152	39 874	24 724
629 ARTICLES OF RUBBER, NES	14 019	56 422	34 795	848 CLOTHING, NONXTL; HEADGEAR	4 383	11 188	6 856
633 CORK MANUFACTURES	276	212	128	851 FOOTWEAR	8 177	50 745	31 326
634 VENEERS, PLYWOOD, ETC.	1 550 586	127 351	78 493	871 OPTICAL INSTRUMENTS, NES	1 016	41 877	25 930
635 WOOD MANUFACTURES, NES	95 770	61 374	38 004	872 MEDICAL INSTRUMENTS NES	24 871	228 387	141 170
641 PAPER AND PAPERBOARD	3 386 553	441 827	273 576	873 METERS, COUNTERS, NES	5 042	40 810	25 303
642 PAPER, PAPERBOARD, CUT ETC	469 780	147 962	91 739	874 MEASURE, CONTROL INSTRMNT	35 662	862 950	535 142
651 TEXTILE YARN	174 479	221 846	136 363	881 PHOTOGRAPH APPAR. ETC. NES	1 793	31 288	19 530
652 COTTON FABRICS, WOVEN	37 911	130 973	81 144	882 PHOTO. CINEMATOGRPH. SUPPL	14 868	66 189	41 132
653 FABRICS, MAN-MADE FIBRES	18 381	97 375	60 244	883 CINE. FILM EXPOSD. DEVELOPD	20	737	452
654 OTH. TEXTILE FABRIC, WOVEN	16 840	52 194	32 078	884 OPTICAL GOODS NES	1 177	125 259	77 214
655 KNIT, CROCHET, FABRIC NES	19 549	62 803	38 956	885 WATCHES AND CLOCKS	10 493	875 425	544 536
656 TULLE, LACE, EMBROIDRY, ETC	9 732	74 086	45 711	891 ARMS AND AMMUNITION	780	16 655	10 271
657 SPECIAL YARN, TXTL. FABRIC	45 346	126 954	78 704	892 PRINTED MATTER	366 791	295 424	183 064
658 TEXTILE ARTICLES NES	17 922	66 335	41 062	893 ARTICLES, NES, OF PLASTICS	418 804	451 470	279 262
659 FLOOR COVERINGS, ETC.	52 022	67 397	41 389	894 BABY CARRIAGE, TOYS, GAMES	67 909	190 100	118 377
661 LIME, CEMENT, CONSTR. MATRL	562 320	26 137	16 263	895 OFFICE, STATIONERY SUPPLS	6 317	38 150	23 738
662 CLAY, REFRCT. CONSTR. MATRL	479 668	30 499	18 951	896 WORKS OF ART, ANTIQUE ETC	2 428	161 127	99 683
663 MINERAL MANUFACTURES, NES	158 942	71 873	44 515	897 GOLD, SILVERWARE, JEWEL NES	175	48 469	29 896
664 GLASS	181 895	53 425	33 186	898 MUSICAL INSTRUMENTS, ETC.	12 666	114 384	70 593
665 GLASSWARE	104 184	24 560	15 229	899 MISC MANUFCTRD GOODS NES	45 055	308 440	191 097
666 POTTERY	2 185	7 223	4 491	961 COIN NONGOLD NONCURRENT	134	13 243	8 152
667 PEARLS, PRECIOUS STONES				971 GOLD, NONMONTY EXCL DRES	204	191 716	120 545
671 PIG IRON, SPIEGELEISN, ETC	2 488	840	520	972 MONETARY GOLD, GOLD COINS	8	18 359	11 344
672 INGOTS ETC. IRON OR STEEL	11 519	1 871	1 125				
673 FLAT-ROLLED IRON ETC.	461 856	37 261	23 048	EXPORTS	120 979 522	37 064 742	22 955 590
674 FLAT-ROLLED PLATED IRON	45 416	7 838	4 837	001 LIVE ANIMALS	26 756	23 570	14 608
675 FLAT-ROLLED, ALLOY STEEL	15 297	6 984	4 331	011 BOVINE MEAT	9 769	4 730	2 859
676 IRON, STL. BAR, SHAPES ETC.	3 394 428	235 646	145 578	012 OTHER MEAT, MEAT OFFAL	35 398	12 996	8 085
677 RAILWAY TRACK IRON, STEEL	5 844	2 268	1 406	016 MEAT, ED. OFFL, DRY, SLT, SMK	703	474	297
678 WIRE OF IRON OR STEEL	129 022	24 760	15 403	017 MEAT, OFFL, PRPD, PRSVD, NES	20 896	17 266	10 637
679 TUBES, PIPES, ETC. IRON, STL	1 291 866	324 600	200 618	022 MILK AND CREAM	36 062	9 916	6 137
681 SILVER, PLATINUM, ETC.	2 929	165 187	104 245	023 BUTTER, OTHER FAT OF MILK	12 566	3 319	2 047
682 COPPER	138 555	113 103	70 028	024 CHEESE AND CURD	13 635	14 032	8 680
683 NICKEL	550	1 731	1 077	025 EGGS, BIRDS, YOLKS, ALBUMIN	133 319	23 382	14 338
684 ALUMINIUM	487 062	346 143	214 542	034 FISH, FRESH, CHILLED, FROZN	13 199	15 372	9 509
685 LEAD	5 998	525	322	035 FISH, DRIED, SALTED, SMOKED	589	1 574	969
686 ZINC	491	239	152	036 CRUSTACEANS, MOLLUSCS ETC	2 097	3 600	2 264
687 TIN	173	145	86	037 FISH, ETC. PRPD, PRSVD, NES	12 479	10 003	6 179
689 MISC. NON-FERR. BASE METAL	1 983	2 433	1 530	041 WHEAT, MESLIN, UNMILLED	5 104	439	268
691 METALLIC STRUCTURES NES	522 928	252 389	156 574	042 RICE	7 479	687	420
692 CONTAINERS, STORAGE, TRNSP	77 118	48 608	29 958	043 BARLEY, UNMILLED	53 628	1 028	623
693 WIRE PRODUCTS EXCL. ELECT	8 311	10 070	6 219	044 MAIZE UNMILLED	2 742	2 435	1 426
694 NAILS, SCREWS, NUTS, ETC.	124 587	219 543	136 076	045 OTHER CEREALS, UNMILLED	4 843	578	369
695 TOOLS	41 287	362 711	224 847	046 MEAL, FLOUR OF WHEAT, MSLN	4 380	360	222
696 CUTLERY	3 629	41 400	25 722	047 OTHER CEREAL MEAL, FLOURS	1 242	130	79
697 HOUSEHOLD EQUIPMENT, NES	50 831	79 525	49 231	048 CEREAL PREPARATIONS	405 845	115 098	71 304
699 MANUFACTS. BASE METAL, NES	291 788	365 389	226 037	054 VEGETABLES	39 281	14 658	9 110
711 STEAM GENER. BOILERS, ETC.	978	3 511	2 190	056 VEGETABLES, PRPD, PRSVD, NES	40 753	25 225	15 629
712 STEAM TURBINES	12 407	77 699	48 252	057 FRUIT, NUTS EXCL. OIL NUTS	32 994	9 956	6 219
713 INTRNL COMBUS PSTN ENGIN	42 177	71 432	44 215	058 FRUIT, PRESERVED, PREPARED	40 415	19 757	12 240
714 ENGINES, MOTORS NON-ELECT	5 038	55 211	33 926	059 FRUIT, VEGETABLE JUICES	23 597	6 203	3 875
716 ROTATING ELECTRIC PLANT	161 256	420 372	261 044	061 SUGARS, MOLASSES, HONEY	1 272 749	67 933	41 708
718 OTH. POWR. GENRTRNG. MACHNRY	9 182	49 466	30 726	062 SUGAR CONFECTIONERY	31 674	18 429	11 351
721 AGRIC. MACHINES, EX. TRACTR	12 694	20 705	12 782	071 COFFEE, COFFEE SUBSTITUTE	22 965	18 069	11 159
722 TRACTORS	2 072	3 957	2 444	072 COCOA	23 625	11 420	7 051
723 CIVIL ENGINEERING EQUIPT	45 239	50 408	31 116	073 CHOCOLATE, OTH. COCOA PREP	58 515	39 640	24 569
724 TEXTILE, LEATHER MACHINES	90 700	322 807	200 788	074 TEA AND MATE	4 105	4 475	2 788
725 PAPER, PULP MILL MACHINES	31 298	124 296	76 884	075 SPICES	5 132	5 567	3 423
726 PRINTNG, BOOKBINDNG MACHS	132 449	550 056	344 402	081 ANIMAL FEED STUFF	1 145 023	129 098	79 957
727 FOOD-PROCESS. MCH. NON DOM	14 962	62 390	38 422	091 MARGARINE AND SHORTENING	5 759	1 950	1 187
728 OTH. MACH. PTS, SPLCL INDUST	156 135	667 409	414 024	098 EDIBLE PROD. PREPRTRS, NES	166 237	168 746	104 181
731 METAL REMOVAL WORK TOOLS	71 162	386 899	241 227	111 NON-ALCOHOL. BEVERAGE, NES	156 409	19 644	12 185
733 MACH-TOOLS, METAL-WORKING	40 716	119 455	74 200	112 ALCOHOLIC BEVERAGES	245 266	52 826	32 707
735 PARTS, NES, FOR MACH-TOOLS	37 828	206 077	127 840	121 TOBACCO, UNMANUFACTURED	57 112	41 982	26 081
737 METALWORKING MACHNRY NES	21 402	133 181	82 647	122 TOBACCO, MANUFACTURED	26 864	55 171	33 827
741 HEATNG, COOLNG EQUIP, PART	86 476	293 302	182 144	211 HIDES, SKINS (EX. FURS), RAW	9 263	2 958	1 814
742 PUMPS FOR LIQUIDS, PARTS	54 884	186 158	115 524	212 FURSKINS, RAW	97	2 776	1 632
743 PUMPS NES, CENTRIFUGS ETC	57 256	227 394	140 605	222 OILSEED (SFT. FIX VEG. OIL)	7 964	2 173	1 361
744 MECHANICAL HANDLING EQUIP	103 619	241 672	148 774	223 OILSEED (OTH. FIX. VEG. OIL)	5 156	918	562
745 OTH. NONELEC. MCH. TOOL, NES	73 538	403 536	249 231	231 NATURAL RUBBER, ETC.	4 357	1 079	675
746 BALL OR ROLLER BEARINGS	16 432	48 977	30 141	232 SYNTHETIC RUBBER, ETC.	173 349	26 055	15 890
747 TAPS, COCKS, VALVES, ETC.	55 239	310 829	192 290				

7 IMPORTS AND EXPORTS (SPECIAL TRADE) BY COUNTRIES OF PRODUCTION AND CONSUMPTION AND BY GROUPS OF THE SITC-REV. III 1994

GROUP DESCRIPTION	DT = 100 KG	1 000 DM	1 000 \$	GROUP DESCRIPTION	DT = 100 KG	1 000 DM	1 000 \$
245 FUEL WOOD, WOOD CHARCOAL	1 925	139	84	683 NICKEL	7 208	18 532	11 374
246 WOOD IN CHIPS, PARTICLES	2 131 973	14 965	9 225	684 ALUMINIUM	596 311	230 602	180 306
247 WOOD ROUGH,ROUGH SQUARED	1 170 944	14 519	8 933	685 LEAD	21 275	3 094	1 922
248 WOOD, SIMPLY WORKED	738 701	86 810	53 892	686 ZINC	61 607	22 543	14 025
251 PULP AND WASTE PAPER	825 744	35 259	22 034	687 TIN	2 378	2 294	1 423
261 SILK	440	730	452	689 MISC.NON-FERR.BASE METAL	6 227	6 518	4 065
263 COTTON	33 592	8 287	5 141	691 METALLIC STRUCTURES NES	673 117	318 326	198 029
265 VEGETABLE TEXTILE FIBRES	1 411	1 010	617	692 CONTAINERS, STORAGE, TRNSP	118 825	69 359	43 048
266 SYNTHETIC FIBRES	30 645	13 632	8 400	693 WIRE PRODUCTS EXCL.ELECT	137 366	32 903	20 476
267 OTHER MAN-MADE FIBRES	53 551	27 224	16 901	694 NAILS, SCREWS,NUTS,ETC.	185 887	156 139	96 813
268 WOOL, OTHER ANIMAL HAIR	42 815	43 644	26 879	695 TOOLS	68 845	298 625	185 110
269 WORN CLOTHING,TEXTL.ARTL	9 870	796	493	696 CUTLERY	8 279	50 229	31 165
272 FERTILIZERS, CRUDE	33 928	1 781	1 086	697 HOUSEHOLD EQUIPMENT,NES	115 721	127 537	78 988
273 STONE, SAND AND GRAVEL	20 428 980	60 166	37 636	699 MANUFACTS.BASE METAL,NES	444 481	495 764	307 337
274 SULPHUR,UNRSTD.IRON PYRS	299 866	3 300	2 041	700 CPL IND PLANT (84/85/87)	522	6 010	3 813
277 NATURAL ABRASIVES, NES	139 511	9 418	5 827	711 STEAM GENER,BOILERS,ETC.	17 563	22 672	14 002
278 OTHER CRUDE MINERALS	3 015 478	23 116	18 023	712 STEAM TURBINES	9 879	84 318	39 304
281 IRON ORE, CONCENTRATES	274 231	732	455	713 INTRNL COMBUS PSTN ENGIN	47 918	92 518	57 247
282 FERROUS WASTE AND SCRAP	965 537	18 573	11 352	714 ENGINES,MOTORS NON-ELECT	10 470	164 278	101 083
285 ALUMINIUM ORE,CONCTR,ETC	18 615	2 956	1 799	716 ROTATING ELECTRIC PLANT	110 022	342 934	213 408
287 ORE,CONCENTR.BASE METALS	2 387	112	68	718 OTH.PWR.GENRTNG.MACHNRY	11 829	107 008	64 603
288 NON-FERROUS WASTE,SCRAP	100 189	23 100	14 489	721 AGRIC.MACHINES,EX.TRACTR	78 536	114 645	70 483
289 PREC.METAL ORES,CONCTR	373	3 121	1 925	722 TRACTORS	39 157	51 875	31 772
291 CRUDE ANIMAL MATERLS,NES	47 887	24 689	15 317	723 CIVIL ENGINEERING EQUIPT	143 866	183 238	113 236
292 CRUDE VEG.MATERIALS, NES	174 144	116 909	72 288	724 TEXTILE,LEATHER MACHINES	58 696	167 915	103 773
321 COAL,NOT AGGLOMERATED	96 870	3 174	1 978	725 PAPER,PULP MILL MACHINES	31 173	89 126	55 622
322 BRIQUETTES,LIGNITE,PEAT	1 403 063	26 526	16 242	726 PRINTNG,BOOKBINDNG MACHS	100 197	198 166	123 173
325 COKE,SEMI-COKE,RET.CARBN	190 583	6 157	3 812	727 FOOD-PROCESS.MCH.NON DUM	16 204	70 707	43 616
334 PETROLEUM PRODUCTS	25 634 556	770 994	476 861	728 OTH.MACH,PTS,SPCL INDUST	162 363	528 327	327 557
335 RESIDUAL PETROL PRODUCTS	1 395 783	42 681	26 605	731 METAL REMOVAL WORK TOOLS	48 710	163 568	100 868
342 LIQUEFIED PROPANE,BUTANE	256 913	9 657	5 985	733 MACH-TOOLS,METAL-WORKING	26 044	59 338	36 461
344 PETROLEUM GASES, NES				735 PARTS,NES,FOR MACH-TOOLS	36 350	122 649	76 482
411 ANIMAL OILS AND FATS	30 212	2 921	1 835	737 METALWORKING MACHNRY NES	17 092	63 033	39 082
421 FIXED VEG.FAT,OILS, SOFT	79 947	10 200	6 307	741 HEATING,COOLNG EQUIP,PART	142 162	342 419	212 546
422 FIXED VEG.FAT,OILS,OTHER	22 009	4 473	2 763	742 PUMPS FOR LIQUIDS,PARTS	57 167	181 480	112 166
431 ANIMAL, VEG.FATS,OILS,NES	47 798	10 538	6 523	743 PUMPS NES,CENTRIFUGS ETC	99 884	302 770	187 467
511 HYDROCARBONS,NES,DERIVTS	578 342	57 308	35 556	745 OTH.NONELEC MCH,TOOL,NES	186 104	273 539	168 958
512 ALCOHOL,PHENOL,ETC.DERIV	666 330	129 745	80 470	746 BALL OR ROLLER BEARINGS	74 339	322 275	198 941
513 CARBOXYLIC ACIDS,DERIVTS	633 836	148 491	91 908	747 TAPS,COCKS,VALVES,ETC.	71 669	270 645	167 707
514 NITROGEN-FUNCT.COMPOUNDS	400 235	294 727	182 071	748 TRANSMISSIONS SHAFTS ETC	88 012	188 158	116 530
515 ORGANO-INORGANIC COMPNDS	223 580	284 028	176 452	749 NON-ELECT MACH.PARTS,ETC	82 497	266 711	164 533
516 OTHER ORGANIC CHEMICALS	767 048	213 615	132 142	751 OFFICE MACHINES	9 244	74 754	46 597
522 INORGANIC CHEM.ELEMENTS	512 493	79 994	49 477	752 AUTOMATC.DATA PROC.EQUIP	34 373	598 288	371 705
523 METAL.SALTS,INORGAN.ACID	716 209	63 318	39 099	753 PARTS,FOR OFFICE MACHINS	19 421	601 845	377 149
524 OTHER CHEMICAL COMPOUNDS	105 547	38 705	23 936	761 TELEVISION RECEIVERS ETC	34 328	92 775	57 762
525 RADIO-ACTIVE MATERIALS	211	3 216	1 993	762 RADIO-BROADCAST RECEIVER	2 424	18 077	11 198
531 SYNTH.COLOURS,LAKES,ETC.	80 843	242 859	149 939	763 SOUND RECORDER,PHONOGRPH	6 118	58 612	36 648
532 DYEING,TANNING MATERIALS	6 421	2 367	1 465	764 TELECOMM.EQUIP.PARTS NES	24 263	497 570	309 001
533 PIGMENTS, PAINTS, ETC.	1 443 409	328 927	203 762	771 ELECT POWER MACHNRY,PARTS	50 638	192 152	119 287
541 MEDICINES,ETC.EXC.GRPS42	22 812	269 212	166 998	772 ELEC.SWITCH.RELAY.CIRCUIT	113 075	777 895	481 518
542 MEDICAMENTS	76 103	1 150 053	713 064	773 ELECTR DISTRIB.EQPT NES	110 280	134 392	83 633
551 ESSNTL.OIL,PERFUME,FLAVR	13 155	37 704	23 287	774 ELECTRO-MEDCL.XRAY EQUIP	3 881	86 530	54 099
553 PERFUMERY,COSMETICS,ETC.	107 648	192 519	119 505	775 DOM.ELEC.NON-ELEC.EQUIPT	258 004	451 738	279 489
554 SOAP,CLEANERS,POLISH,ETC	568 879	145 202	89 837	776 TRANSISTORS,VALVES,ETC.	2 997	192 420	119 432
562 FERTILIZER,EXCEPT GRP272	525 330	17 075	10 433	778 ELECTRIC.MACH.APPART.NES	155 009	634 204	392 108
571 POLYMERS OF ETHYLENE	644 868	86 013	53 473	781 PASS.MOTOR VEHCLS.EX.BUS	1 057 341	2 754 126	1 703 298
572 POLYMERS OF STYRENE	450 179	99 053	61 642	782 GOODS,SPCL TRANSPORT VEH	197 710	442 272	273 899
573 POLYMERS,VINYL CHLORIDE	256 698	54 426	33 787	783 ROAD MOTOR VEHICLES NES	46 711	165 732	101 581
574 POLYACETAL,POLYCARBONATE	469 018	183 877	114 023	784 PARS,TRACTORS,MOTOR VEH	231 549	483 964	299 651
575 OTH.PLASTIC,PRIMARY FORM	1 080 351	362 251	224 073	785 CYCLES,MOTORCYCLES ETC.	13 224	45 732	28 206
579 PLASTIC WASTE, SCRAP ETC	64 293	3 093	1 906	786 TRAILERS,SEMI-TRAILR,ETC	151 425	152 013	93 819
581 PLASTIC TUBE,PIPE,HOSE	129 155	112 722	70 021	791 RAILWAY VEHICLES,EQUIPNT	122 866	110 138	67 365
582 PLASTIC PLATE,SHEETS,ETC	611 653	378 336	234 410	792 AIRCRAFT,ASSOCTD.EQUIPNT	1 358	67 128	42 185
583 MONOFILAMENT OF PLASTICS	112 691	70 815	44 057	793 SHIP,BOAT,FLOAT.STRUCTRS	25 649	30 960	18 824
591 INSECTICIDES, ETC.	38 139	38 246	23 318	800 CPL IND PLANT CHAP 90/94	25	8 986	5 300
592 STARCHES, INULIN, ETC.	357 801	62 624	38 661	811 PREFABRICATED BUILDINGS	151 519	37 325	23 407
593 EXPLOSIVES,PYROTECHNICS	5 188	9 590	5 903	812 PLUMBNG,SANITRY,EQPT.ETC	97 655	95 757	59 670
597 PREPRD ADDITIVES,LIQUIDS	117 031	43 367	26 915	813 LIGHTNG FIXTURES ETC.NES	39 811	122 121	75 693
598 MISC.CHEMICAL PRDCTS,NES	3 193 480	379 855	235 012	821 FURNITURE,CUSHIONS,ETC.	1 009 168	911 626	564 288
611 LEATHER	8 585	25 094	15 415	831 TRUNK,SUIT-CASES,BAG,ETC	14 749	73 916	45 483
612 MANUFACT.LEATHER ETC.NES	1 764	10 940	6 760	841 MENS,BOYS CLOTHNG,X-KNIT	26 810	248 672	152 565
613 FURSKINS,TANNED,DRESSED	1 195	5 379	3 371	842 WOMEN,GIRL CLOTHNG,XKNIT	33 267	524 555	322 763
621 MATERIALS OF RUBBER	108 099	68 308	42 487	843 MENS,BOYS CLOTHNG,KNIT	2 453	16 966	10 466
625 RUBBER TYRES,TUBES,ETC.	162 553	139 058	86 655	844 WOMEN,GIRLS CLOTHNG,KNIT	9 230	85 845	53 066
629 ARTICLES OF RUBBER, NES	39 538	69 714	43 124	845 OTHR.TEXTILE APPAREL,NES	24 840	245 457	151 824
633 CORK MANUFACTURES	1 560	4 750	2 931	846 CLOTHING ACCESSRS,FABRIC	8 924	63 050	39 070
634 VENEERS, PLYWOOD, ETC.	859 457	109 024	67 515	848 CLOTHNG,NONTXTL;HEADGEAR	15 724	91 867	56 770
635 WOOD MANUFACTURES, NES	609 164	183 601	113 952	851 FOOTWEAR	31 182	160 337	98 553
641 PAPER AND PAPERBOARD	2 091 121	413 843	256 574	871 OPTICAL INSTRUMENTS,NES	3 814	83 431	51 341
642 PAPER,PAPERBOARD,CUT ETC	1 088 093	456 974	282 268	872 MEDICAL INSTRUMENTS NES	19 013	168 995	104 661
651 TEXTILE YARN	131 578	153 357	94 616	873 METERS,COUNTERS,NES	6 110	35 951	22 249
652 COTTON FABRICS, WOVEN	28 743	69 962	43 145	874 MEASURE,CONTROL INSTRMNT	31 768	593 485	367 539
653 FABRICS,MAN-MADE FIBRES	53 608	150 203	92 887	881 PHOTOGRAPH APPAR.ETC.NES	4 167	42 249	25 993
654 OTH.TEXTILE FABRIC,WOVEN	25 334	53 688	33 811	882 PHOTO.CINEMATGRPH.SUPPL	43 033	87 775	54 301
655 KNIT,CROCHET FABRIC NES	26 850	68 284	42 226	883 CINE.FILM EXPOSD.DEVELPD	100	935	577
656 TULLE,LACE,EMBROIDRY,ETC	6 513	22 602	13 993	884 OPTICAL GOODS NES	1 217	106 055	65 638
657 SPECIAL YARN,XTL.FABRIC	80 701	131 253	81 447	885 WATCHES AND CLOCKS	6 128	201 554	124 714
658 TEXTILE ARTICLES NES	43 209	123 347	76 308	891 ARMS AND AMMUNITION	3 978	31 911	19 760
659 FLOOR COVERINGS, ETC.	74 749	108 589	67 353	892 PRINTED MATTER	819 259	910 021	563 906
661 LIME,CEMENT,CONSTR.MATRL	1 156 393	55 303	34 390	893 ARTICLES,NES,OF PLASTICS	697 100	680 915	421 509
662 CLAY,REFRCT.CONSTR.MATRL	1 174 525	73 473	45 581	894 BABY CARRIAGE,TOYS,GAMES	99 758	239 157	149 479
663 MINERAL MANUFACTURES,NES	2 747 834	200 824	124 626	895 OFFICE,STATIONERY SUPPLS	26 233	75 972	46 905
664 GLASS	467 306	121 375	75 290	896 WORKS OF ART,ANTIQUE ETC	1 762	427 290	263 632
665 GLASSWARE	405 364	108 576	67 256	897 GOLD,SILVERWARE,JEWEL NES	848	290 559	179 323
666 POTTERY	51 414	62 659	38 886	898 MUSICAL INSTRUMENTS,ETC.	48 365	331 279	205 036
667 PEARLS,PRECIOUS STONES				899 MISC.COMPLTRD GOODS NES	75 372	153 909	95 041
671 PIG IRON,SPIEGELEISN,ETC	99 383	10 562	6 542	941 COMPL IND PLANT CHAPT 99	133	205	131
672 INGOTS ETC.IRON OR STEEL	656 136	43 748	27 525	961 COIN NONGOLD NONCURRENT	95	6 578	4 040
673 FLAT-ROLLED IRON ETC.	2 414 379	191 967	119 507	971 GOLD,NONMONEY EXCL DRES	348	455 486	290 465
674 FLAT-ROLLED PLATED IRON	729 568	89 349	55 546	972 MONETARY GOLD,GOLD COINS	15	22 367	13 862
675 FLAT-ROLLED, ALLOY STEEL	546 332	149 126	92 675				
676 IRON,STL.BAR,SHAPES ETC.	1 682 486	200 531	124 309	AUSTRIA			
677 RAILWAY TRACK IRON,STEEL	154 264	23 656	14 579	IMPORTS	95 316 665	29 397 523	18 202 661
678 WIRE OF IRON OR STEEL	234 715	51 365	31 910	001 LIVE ANIMALS	109 238	26 016	15 976
679 TUBES,PIPES,ETC.IRON,STL	927 464	293 975	182 429	011 BOVINE MEAT	87 982	41 631	25 665
681 SILVER,PLATINUM,ETC.	1 285	118 957	73 167				
682 COPPER	565 345	353 171	219 999				

7 IMPORTS AND EXPORTS (SPECIAL TRADE) BY COUNTRIES OF PRODUCTION AND CONSUMPTION AND BY GROUPS OF THE SITC-REV. III 1994

GROUP DESCRIPTION	DT = 100 KG	1 000 DM	1 000 \$	GROUP DESCRIPTION	DT = 100 KG	1 000 DM	1 000 \$
012 OTHER MEAT, MEAT OFFAL	11 571	7 208	4 477	651 TEXTILE YARN	216 767	192 893	118 707
016 MEAT, ED. OFFL, DRY, SLT, SMK	934	1 169	718	652 COTTON FABRICS, WOVEN	71 425	198 981	122 850
017 MEAT, OFFL. PRPD, PRSVD, NES	29 708	9 600	5 930	653 FABRICS, MAN-MADE FIBRES	42 440	143 521	88 383
022 MILK AND CREAM	454 727	6 754	4 149	654 OTH. TEXTILE FABRIC, WOVEN	16 550	69 317	42 716
023 BUTTER, OTHER FAT OF MILK	1 450	1 027	621	655 KNIT, CROCHET, FABRIC NES	66 475	185 772	114 990
024 CHEESE AND CURD	35 086	26 443	16 460	656 TULLE, LACE, EMBROIDRY, ETC	12 626	105 533	64 978
025 EGGS, BIRDS, YOLKS, ALBUMIN	1 434	183	110	657 SPECIAL YARN, TXTL. FABRIC	123 369	92 371	56 991
034 FISH, FRESH, CHILLED, FROZEN	452	524	331	658 TEXTILE ARTICLES NES	41 932	84 902	52 516
041 WHEAT, MESLIN, UNMILLED	4 638	235	142	659 FLOOR COVERINGS, ETC.	78 303	76 379	47 212
044 MAIZE UNMILLED	52 830	23 889	14 793	661 LIME, CEMENT, CONSTR. MATRL	847 663	50 159	31 350
045 OTHER CEREALS, UNMILLED	6 755	600	383	662 CLAY, REFRCTR. CONSTR. MATRL	884 058	83 718	51 606
047 OTHER CEREAL MEAL, FLOURS	918	97	62	663 MINERAL MANUFACTURES, NES	2 851 173	230 441	142 843
048 CEREAL PREPARATIONS	218 450	101 333	62 633	664 GLASS	164 502	37 925	23 472
054 VEGETABLES	85 997	14 041	8 779	665 GLASSWARE	524 889	163 970	101 656
056 VEGETABLES, PRPD, PRSVD, NES	24 814	5 271	3 317	666 POTTERY	2 752	5 773	3 579
057 FRUIT, NUTS EXCL. OIL NUTS	118 234	11 244	6 744	667 PEARLS, PRECIOUS STONES	.	.	.
058 FRUIT, PRESERVED, PREPARED	50 407	12 350	7 631	671 PTG. IRON, SPIEGELEISN, ETC	53 929	35 795	22 015
059 FRUIT, VEGETABLE JUICES	62 063	10 579	6 406	672 INGOTS ETC. IRON OR STEEL	348 842	27 390	17 107
061 SUGARS, MOLASSES, HONEY	8 909	1 814	1 132	673 FLAT-ROLLED IRON ETC.	5 055 528	371 314	230 481
062 SUGAR CONFECTIONERY	12 046	8 568	5 312	674 FLAT-ROLLED PLATED IRON	3 112 127	335 474	206 734
071 COFFEE, COFFEE SUBSTITUTE	3 211	2 101	1 308	675 FLAT-ROLLED, ALLOY STEEL	359 331	104 184	64 480
073 CHOCOLATE, OTH. COCOA PREP	82 461	68 361	42 893	676 IRON, STL. BAR, SHAPES, ETC.	1 448 163	226 022	140 363
074 TEA AND MATE	2 747	1 022	648	677 RAILWAY TRACK IRON, STEEL	533 105	64 444	40 644
075 SPICES	1 059	638	403	678 WIRE OF IRON OR STEEL	346 841	56 087	34 702
081 ANIMAL FEED STUFF	217 134	15 700	9 875	679 TUBES, PIPES, ETC. IRON, STL	1 113 087	238 334	147 502
098 EDIBLE PROD. PREPRTNS, NES	102 470	45 486	28 183	681 SILVER, PLATINUM, ETC.	90	10 404	6 351
111 NON-ALCOHOL. BEVERAGE, NES	1 166 270	206 764	128 694	682 COPPER	297 439	157 728	98 156
112 ALCOHOLIC BEVERAGES	110 225	41 732	25 989	683 NICKEL	2 701	6 030	3 788
121 TOBACCO, UNMANUFACTURED	729	780	176	684 ALUMINIUM	1 007 260	484 288	300 365
122 TOBACCO, MANUFACTURED	667	1 429	828	685 LEAD	2 306	236	146
111 HIDES, SKINS (EX. FURS), RAW	137 497	36 837	22 734	686 ZINC	2 741	904	553
212 FURSKINS, RAW	17	161	94	687 TIN	47	57	35
222 OILSEED (SFT. FIX VEG. OIL)	482 639	23 784	14 810	689 MISC. NON-FERR. BASE METAL	14 577	24 362	15 093
223 OILSEED (OTH. FIX. VEG. OIL)	7 024	3 765	2 309	691 METALLIC STRUCTURES NES	1 264 002	500 865	310 749
231 NATURAL RUBBER, ETC.	288	159	97	692 CONTAINERS, STORAGE, TRNSP	147 755	102 644	63 691
232 SYNTHETIC RUBBER, ETC.	46 914	1 814	1 129	693 WIRE PRODUCTS EXCL. ELECT	46 833	24 677	15 224
245 FUEL WOOD, WOOD CHARCOAL	2 064	108	68	694 NAILS, SCREWS, NUTS, ETC.	55 566	35 329	21 783
246 WOOD IN CHIPS, PARTICLES	524 813	3 385	2 112	695 TOOLS	55 028	209 378	129 857
247 WOOD ROUGH, ROUGH SQUARED	116 052	5 197	3 183	696 CUTLERY	547	2 349	1 433
248 WOOD, SIMPLY WORKED	3 525 700	253 779	158 171	697 HOUSEHOLD EQUIPMENT, NES	79 755	62 620	38 905
251 PULP AND WASTE PAPER	866 931	58 612	36 615	699 MANUFACT. BASE METAL, NES	830 446	670 071	414 325
263 COTTON	19 935	2 262	1 409	711 STEAM GENER. BOILERS, ETC.	14 260	13 082	8 227
265 VEGETABLE TEXTILE FIBRES	2 031	411	253	712 STEAM TURBINES	6 862	42 447	26 092
266 SYNTHETIC FIBRES	171 778	48 015	29 515	713 INTRNL. COMBUS. PSTN ENGIN	999 411	2 216 868	1 369 261
267 OTHER MAN-MADE FIBRES	138 136	47 540	29 373	714 ENGINES, MOTORS NON-ELECT	2 959	18 903	11 568
268 WOOL, OTHER ANIMAL HAIR	1 297	384	230	716 ROTATING ELECTRIC PLANT	164 410	231 541	142 969
269 WORN CLOTHING, TEXTL. ARTL	18 246	840	521	718 OTH. POWR. GENRTRNG. MACHNRY	16 014	34 322	21 321
272 FERTILIZERS, CRUDE	41 765	934	571	721 AGRIC. MACHINES, EX. TRACTR	137 914	140 600	85 474
273 STONE, SAND AND GRAVEL	16 975 434	96 940	60 179	722 TRACTORS	25 477	38 211	23 751
277 NATURAL ABRASIVES, NES	3 709	72	44	723 CIVIL ENGINEERING EQUIPT	275 333	316 152	196 274
278 OTHER CRUDE MINERALS	3 071 323	54 204	33 571	724 TEXTILE, LEATHER MACHINES	19 825	28 647	17 811
282 FERROUS WASTE AND SCRAP	218 587	18 624	11 534	725 PAPER, PULP MILL MACHINES	38 922	76 351	47 168
287 ORE, CONCENTR. BASE METALS	60 075	2 842	1 672	726 PRINTNG, BOOKBINDNG MACHS	35 616	99 876	62 105
288 NON-FERROUS WASTE, SCRAP	403 841	66 104	41 183	727 FOOD-PROCESS. MCH. NON DOM	16 124	61 378	38 314
289 PREC. METAL ORES, CONCENTR	894	18 804	11 833	728 OTH. MACH. PTS, SPL. INDUSTR	268 973	624 628	387 701
291 CRUDE ANIMAL MATERIALS, NES	207 529	8 059	4 984	731 METAL REMOVAL WORK TOOLS	19 815	63 627	39 524
292 CRUDE VEG. MATERIALS, NES	43 505	22 043	13 694	733 MACH-TOOLS, METAL-WORKING	22 306	49 756	30 700
322 BRIQUETTES, LIGNITE, PEAT	28 079	780	479	735 PARTS, NES, FOR MACH-TOOLS	24 061	65 863	40 511
334 PETROLEUM PRODUCTS	156 392	7 016	4 271	737 METALWORKING MACHNRY NES	57 718	74 610	46 251
335 RESIDUAL PETROL. PRODUCTS	899 506	25 322	15 653	741 HEATING, COOLNG EQUIP, PART	184 539	283 257	175 861
351 ELECTRIC CURRENT, MNH	4 397 530	511 791	315 993	742 PUMPS FOR LIQUIDS, PARTS	29 676	127 172	78 447
411 ANIMAL OILS AND FATS	45 622	1 879	1 163	743 PUMPS, NES, CENTRIFUGS ETC	191 398	263 074	162 989
421 FIXED VEG. FAT, OILS, SOFT	724	87	50	744 MECHANICAL HANDLING EQUIP	259 070	317 610	196 448
422 FIXED VEG. FAT, OILS, OTHER	1 465	1 143	705	745 OTH. NONELEC. MCH. TOOL, NES	51 780	105 804	65 326
431 ANIMAL VEG. FATS, OILS, NES	202 909	10 952	6 780	746 BALL OR ROLLER BEARINGS	105 660	164 073	101 689
511 HYDROCARBONS, NES, DERIVTS	83 056	5 757	3 573	747 TAPS, COCKS, VALVES, ETC.	51 524	149 604	92 593
512 ALCOHOL, PHENOL, ETC. DERIV	3 230	918	579	748 TRANSMISSIONS SHAFTS ETC	92 325	138 614	85 666
513 CARBOXYLIC ACIDS, DERIVTS	480 427	115 142	71 209	749 NON-ELECT. MACH. PARTS, ETC	45 567	155 173	95 716
514 NITROGEN-FUNCT. COMPOUNDS	30 966	18 719	11 581	751 OFFICE MACHINES	1 573	11 518	7 173
515 ORGANIC-INORGANIC COMPNDS	147 400	34 869	21 579	752 AUTOMAT. DATA PROC. EQUIP	1 885	34 665	21 471
516 OTHER ORGANIC CHEMICALS	97 794	29 868	18 498	759 PARTS, FOR OFFICE MACHINS	2 846	82 080	50 720
522 INORGANIC CHEM. ELEMENTS	1 380 966	65 715	40 800	761 TELEVISION RECEIVERS ETC	123 026	326 978	203 234
523 METAL. SALTS, INORGAN. ACID	359 836	19 799	12 275	762 RADIO-BROADCAST RECEIVER	1 271	6 510	3 907
524 OTHER CHEMICAL COMPOUNDS	132 500	20 197	12 448	763 SOUND RECORDER, PHONOGRPH	35 252	228 644	141 362
525 RADIO-ACTIVE MATERIALS	19 858	4 659	2 857	764 TELECOMM. EQUIP. PARTS NES	28 549	291 105	180 603
531 SYNTH. COLOURS, LAKES, ETC.	1 871	1 965	1 230	771 ELECT. POWER MACHNY. PARTS	53 409	154 343	95 675
533 PIGMENTS, PAINTS, ETC.	1 660 176	103 808	64 589	772 ELECT. SWITCH, RELAY, CIRCUIT	59 895	550 501	341 183
541 MEDICINES, ETC. EXC. GRP542	43 135	272 846	167 414	773 ELECTR. DISTRIBT. EQPT NES	379 901	508 353	315 290
542 MEDICAMENTS	75 869	101 705	62 884	774 ELECTRO-MEDCL. XRAY EQUIP	627	15 207	9 459
551 ESSNTL. OIL, PERFUME, FLAVR	5 245	6 151	3 820	775 DOM. ELEC. NON-ELEC. EQUIPT	265 450	359 662	222 893
553 PERFUMERY, COSMETICS, ETC.	37 886	26 565	16 441	776 TRANSISTORS, VALVES, ETC.	10 475	574 209	354 258
554 SOAP, CLEANERS, POLISH, ETC	133 719	36 608	22 578	778 ELECTRIC. MACH. APPART. NES	195 247	323 050	200 206
562 FERTILIZER, EXCEPT GRP272	4 927 809	95 106	58 119	781 PASS. MOTOR VEHCLS. EX. BUS	118 113	302 795	188 177
571 POLYMERS OF ETHYLENE	1 524 495	183 826	114 504	782 GOODS, SPL. TRANSPORT VEH	322 136	510 392	313 246
572 POLYMERS OF STYRENE	135 368	28 173	17 393	783 ROAD MOTOR VEHICLES NES	40 204	85 614	52 876
573 POLYMERS, VINYL CHLORIDE	41 371	3 953	2 359	784 PARTS, TRACTORS, MOTOR VEH	982 387	1 327 936	821 108
574 POLYACETAL POLYCARBONATE	174 826	74 730	46 106	785 CYCLES, MOTORCYCLES ETC.	11 381	55 957	34 263
575 OTH. PLASTIC, PRIMARY FORM	2 761 540	279 536	173 455	786 TRAILERS, SEMI-TRAILR, ETC	203 921	128 907	79 234
579 PLASTIC WASTE, SCRAP ETC	16 656	841	520	791 RAILWAY VEHICLES. EQUIPNT	25 317	95 155	58 946
581 PLASTIC TUBE, PIPE, HOSE	122 929	77 699	48 220	792 AIRCRAFT, ASSOCTD. EQUIPNT	1 668	28 699	17 608
582 PLASTIC PLATE, SHEETS, ETC	624 053	298 089	185 161	793 SHIP, BOAT, FLOAT. STRUCTRS	13 069	12 264	7 526
583 MONOFILAMENT OF PLASTICS	29 316	17 774	10 998	811 PREFABRICATED BUILDINGS	169 353	63 151	39 565
591 INSECTICIDES, ETC.	12 494	18 418	10 891	812 PLUMBNG, SANITRY, EQPT. ETC	278 507	124 806	77 365
592 STARCHES, INULIN, ETC.	74 273	20 770	12 950	813 LIGHTING FIXTURES ETC. NES	89 327	192 861	119 273
593 EXPLOSIVES, PYROTECHNICS	1 076	851	534	821 FURNITURE, CUSHIONS, ETC.	533 230	661 517	408 389
597 PREPRD ADDITIVES, LIQUIDS	15 640	9 432	5 832	831 TRUNK, SUIT-CASES, BAG, ETC	1 636	6 334	3 898
598 MISC. CHEMICAL PRDCTS. NES	603 129	102 397	63 293	841 MENS, BOYS CLOTHNG, X-KNIT	6 358	82 965	51 600
611 LEATHER	30 368	119 586	84 026	842 WOMEN, GIRL CLOTHNG, XKNIT	8 993	136 642	84 459
612 MANUFACT. LEATHER ETC. NES	1 165	8 849	5 580	843 MENS, BOYS CLOTHNG, KNIT	1 200	14 755	9 143
613 FURSKINS, TANNED, DRESSED	1 110	2 947	1 810	844 WOMEN, GIRLS CLOTHNG, KNIT	2 662	37 564	23 319
621 MATERIALS OF RUBBER	218 060	98 116	61 018	845 OTHR. TEXTILE APPAREL, NES	11 106	147 665	91 801
625 RUBBER TYRES, TUBES, ETC.	240 652	146 230	91 140	846 CLOTHING ACCESSRS, FABRIC	20 643	116 151	72 689
629 ARTICLES OF RUBBER, NES	77 090	95 035	58 951	848 CLOTHNG, NONTXL. HEADGEAR	15 639	41 270	25 545
633 CORK MANUFACTURES	2 271	967	605	851 FOOTWEAR	68 762	438 131	269 620
634 VENEERS, PLYWOOD, ETC.	5 428 735	404 415	250 204	871 OPTICAL INSTRUMENTS, NES	8 199	10 994	6 848
635 WOOD MANUFACTURES, NES	961 916	347 717	216 186	872 MEDICAL INSTRUMENTS NES	8 529	66 845	41 352
641 PAPER AND PAPERBOARD	8 041 218	869 176	538 482	873 METERS, COUNTERS, NES	493	8 910	5 483

7 IMPORTS AND EXPORTS (SPECIAL TRADE) BY COUNTRIES OF PRODUCTION AND CONSUMPTION AND BY GROUPS OF THE SITC-REV. III 1994

GROUP DESCRIPTION	DT = 100 KG	1 000 DM	1 000 \$	GROUP DESCRIPTION	DT = 100 KG	1 000 DM	1 000 \$
881 PHOTOGRAPH APPAR.ETC.NES	726	10 120	6 218	515 ORGANO-INORGANIC COMPNDNS	67 076	70 422	43 436
882 PHOTO.CINEMATOGRPH.SUPL	1 399	30 341	18 779	516 OTHER ORGANIC CHEMICALS	137 020	39 020	24 189
883 CINE.FILM EXPOSD.DEVELOP	41	534	325	522 INDRGANIC CHEM.ELEMENTS	2 343 373	139 579	86 367
884 OPTICAL GOODS NES	891	57 985	35 764	523 METAL.SALTS,INORGAN.ACID	538 824	44 517	27 458
885 WATCHES AND CLOCKS	437	6 615	4 073	524 OTHER CHEMICAL COMPOUNDS	260 075	46 779	29 005
891 ARMS AND AMMUNITION	954	12 641	7 824	525 RADIO-ACTIVE MATERIALS	25	8 778	5 417
892 PRINTED MATTER	655 086	362 284	224 998	531 SYNTH.COLOURS,LAKES,ETC.	82 570	87 299	53 914
893 ARTICLES,NES,OF PLASTICS	588 052	470 504	291 896	532 DYEING,TANNING MATERIALS	10 494	4 083	2 522
894 BABY CARRIAGE,TOYS,GAMES	53 379	195 567	121 839	533 PIGMENTS, PAINTS, ETC.	1 051 508	411 182	254 474
895 OFFICE,STATIONERY SUPPLS	46 743	43 017	26 507	541 MEDICINES,ETC.EXC.GRPS42	26 908	245 745	151 860
896 WORKS OF ART,ANTIQUE ETC	2 677	100 960	63 760	542 MEDICAMENTS	111 847	692 644	428 402
897 GOLD,SILVERWARE, JEWEL NES	1 846	101 092	62 527	551 ESSNTL.OIL,PERFUME,FLAVR	13 082	34 008	21 053
898 MUSICAL INSTRUMENTS,ETC.	123 867	446 700	276 849	553 PERFUMERY,COSMETICS,ETC.	195 984	249 509	154 359
899 MISC MANUFCTRD GOODS NES	12 186	54 877	33 856	554 SOAP,CLEANERS,POLISH,ETC	560 383	143 509	88 671
961 COIN NONGOLD NONCURRENT	59	9 207	5 700	562 FERTILIZER,EXCEPT GRP272	1 415 616	35 936	21 780
971 GOLD,NONMONTARY EXCL ORES	6	8 932	5 548	571 POLYMERS OF ETHYLENE	546 323	76 788	47 675
972 MONETARY GOLD,GOLD COINS	5	13 753	8 511	572 POLYMERS OF STYRENE	575 812	105 340	65 283
EXPORTS	118 804 752	39 737 714	24 586 275	573 POLYMERS,VINYL CHLORIDE	327 580	59 635	37 016
001 LIVE ANIMALS	10 263	10 172	6 342	574 POLYACETAL,POLYCARBONATE	516 474	170 047	105 390
011 BOVINE MEAT	7 543	4 021	2 535	575 OTH.PLASTIC,PRIMARY FORM	1 709 272	399 262	246 723
012 OTHER MEAT, MEAT OFFAL	34 572	10 359	6 481	579 PLASTIC WASTE,SCRAP ETC	52 160	3 376	2 094
016 MEAT,ED.OFFL.DRY,SLT,SMK	1 841	721	453	581 PLASTIC TUBE,PIPE,HOSE	196 407	147 029	91 084
017 MEAT,OFFL.PRPD,PRSD,NES	1 321	1 406	865	582 PLASTIC PLATE,SHEETS,ETC	523 585	318 799	197 355
022 MILK AND CREAM	66 329	20 788	12 900	583 MONOFILAMENT OF PLASTICS	139 498	83 065	51 579
023 BUTTER,OTHER FAT OF MILK	1 106	186	114	591 INSECTICIDES, ETC.	44 902	47 087	28 646
024 CHEESE AND CURD	119 513	75 658	46 949	592 STARCHES,INULIN,ETC.	151 868	61 255	37 950
025 EGGS,BIRDS,YOLKS,ALBUMIN	13 019	3 602	2 219	593 EXPLOSIVES,PYROTECHNICS	14 735	10 900	6 884
034 FISH,FRESH,CHILLED,FRZD	25 208	15 784	9 747	597 PREPRD ADDITIVES,LQUIDS	157 528	57 684	35 780
035 FISH,DRIED,SALTED,SMOKED	3 033	4 076	2 525	598 MISC.CHEMICAL PRDTS,NES	1 617 562	373 199	230 645
036 CRUSTACEANS,MOLLUSCS ETC	1 826	2 222	1 360	600 CPL IND PLANT CHAP 69-76	15	700	415
037 FISH ETC.PRPD,PRSD,NES	83 699	45 550	28 277	611 LEATHER	23 792	52 444	32 350
041 WHEAT, MESLIN, UNMILLED	16 262	1 140	1 360	612 MANUFACT. LEATHER ETC.NES	1 879	8 800	5 440
042 RICE	71 361	6 314	3 971	613 FURSKINS,TANNED,DRESSED	663	7 912	4 888
043 BARLEY, UNMILLED	4 215	281	169	621 MATERIALS OF RUBBER	204 531	132 265	82 177
044 MAIZE UNMILLED	4 310	1 594	938	625 RUBBER TYRES,TUBES,ETC.	299 997	220 668	137 088
045 OTHER CEREALS, UNMILLED	7 362	759	472	629 ARTICLES OF RUBBER, NES	52 281	117 649	72 864
046 MEAL,FLOUR OF WHEAT,MSLN	6 942	299	185	633 CORK MANUFACTURES	2 258	8 462	5 204
047 OTHER CEREAL MEAL, FLOURS	1 965	63	39	634 VENEERS, PLYWOOD, ETC.	1 196 007	159 913	98 890
048 CEREAL PREPARATIONS	429 157	198 984	123 602	635 WOOD MANUFACTURES, NES	397 083	176 974	109 626
054 VEGETABLES	126 574	28 952	17 585	641 PAPER AND PAPERBOARD	2 938 531	491 620	305 021
056 VEGETABLES,PRPD,PRSD,NES	47 624	21 540	13 353	642 PAPER,PAPERBOARD,CUT ETC	1 198 012	446 772	276 426
057 FRUIT,NUTS EXCL.OIL NUTS	59 702	17 237	10 696	651 TEXTILE YARN	272 714	313 158	193 346
058 FRUIT,PRESERVED,PREPARED	45 996	18 304	11 332	652 COTTON FABRICS,WOVEN	52 058	194 666	83 121
059 FRUIT,VEGETABLE JUICES	33 062	8 958	5 522	653 FABRICS,MAN-MADE FIBRES	57 215	141 236	87 401
061 SUGARS,MOLASSES,HONEY	273 980	15 072	9 343	654 OTH.TEXTILE FABRIC,WOVEN	38 283	68 394	42 353
062 SUGAR CONFECTIONERY	73 872	40 109	24 865	655 KNIT.CROCHET.FABRIC NES	47 993	124 826	77 383
071 COFFEE,COFFEE SUBSTITUTE	106 204	63 640	39 571	656 TULLE,LACE,EMBROIDRY.ETC	15 514	55 066	34 025
072 COCOA	18 103	4 606	2 831	657 SPECIAL YARN,TXL.FABRIC	115 543	166 378	102 889
073 CHOCOLATE,OTH.COCOA PREP	165 409	107 120	66 540	658 TEXTILE ARTICLES NES	55 299	144 227	89 609
074 TEA AND MATE	6 957	4 879	3 005	659 FLOOR COVERINGS, ETC.	66 425	77 540	47 987
075 SPICES	6 694	4 023	2 473	661 LIME,CEMENT,CONSTR.MATRL	567 472	42 775	26 673
081 ANIMAL FEED STUFF	3 961 293	196 176	121 309	662 CLAY,REFRCT.CONSTR.MATRL	1 575 392	135 978	84 961
091 MARGARINE AND SHORTENING	35 595	6 332	3 933	663 MINERAL MANUFACTURES,NES	1 697 230	236 715	146 763
098 EDIBLE PRD.PREPRD,NES	264 691	216 356	133 461	664 GLASS	906 122	173 194	107 262
111 NON-ALCOHOL.BEVERAGE,NES	169 989	22 608	13 956	665 GLASSWARE	498 239	128 996	79 817
112 ALCOHOLIC BEVERAGES	212 891	40 446	25 111	666 POTTERY	52 111	64 628	40 041
121 TOBACCO, UNMANUFACTURED	1 928	2 092	1 325	667 PEARLS,PRECIOUS STONES			
122 TOBACCO, MANUFACTURED	5 675	14 662	9 070	671 PIG IRON,SPIEGELEISN,ETC	149 969	21 214	13 154
211 HIDES,SKINS(EX.FURS).RAW	227 795	66 318	41 103	672 INGOTS ETC. IRON OR STEEL	534 197	54 026	33 103
222 OILSEED(SFT.FIX VEG.OIL)	30 562	3 998	2 457	673 FLAT-ROLLED IRON ETC.	1 989 651	174 106	108 037
223 OILSEED(OTH.FIX.VEG.OIL)	5 668	2 303	1 414	674 FLAT-ROLLED PLATED IRON	1 671 996	177 978	110 693
231 NATURAL RUBBER, ETC.	25 293	5 040	3 156	675 FLAT-ROLLED, ALLOY STEEL	528 874	147 034	91 468
232 SYNTHETIC RUBBER, ETC.	144 677	24 271	14 961	676 IRON,STL.BAR,SHAPES ETC.	1 216 268	152 977	94 809
245 FUEL WOOD, WOOD CHARCOAL	4 513	302	184	677 RAILWAY TRACK IRON,STEEL	40 858	8 721	5 414
246 WOOD IN CHIPS, PARTICLES	5 002 532	36 030	22 150	678 WIRE OF IRON OR STEEL	166 870	29 149	18 082
247 WOOD ROUGH,ROUGH SQUARED	14 931 602	225 999	139 724	679 TUBES,PIPES,ETC. IRON,STL	1 200 943	286 036	177 637
248 WOOD, SIMPLY WORKED	1 334 756	129 650	80 186	681 SILVER,PLATINUM,ETC.	676	39 520	20 637
251 PULP AND WASTE PAPER	3 125 137	85 893	54 089	682 COPPER	725 234	370 547	229 754
261 SILK	460	382	228	683 NICKEL	12 228	23 339	14 499
263 COTTON	32 194	10 089	6 201	684 ALUMINIUM	874 846	395 221	245 883
264 JUTE,OTH.TEXTL.BAST FIBR	325	140	86	685 LEAD	160 825	15 638	9 636
265 VEGETABLE TEXTILE FIBRES	2 162	649	402	686 ZINC	188 143	44 899	27 391
266 SYNTHETIC FIBRES	63 945	36 269	22 378	687 TIN	5 110	5 718	3 546
267 OTHER MAN-MADE FIBRES	24 156	12 881	7 925	689 MISC.NON-FERR.BASE METAL	26 940	28 149	17 388
268 WOOL, OTHER ANIMAL HAIR	16 893	14 097	8 752	691 METALLIC STRUCTURES NES	571 226	306 095	190 735
269 WORN CLOTHING,TEXTL.ARTL	4 438	1 005	623	692 CONTAINERS,STORAGE,TRNSP	296 286	164 470	101 979
272 FERTILIZERS, CRUDE	32 961	1 642	988	693 WIRE PRODUCTS EXCL.ELECT	326 064	70 748	43 927
273 STONE, SAND AND GRAVEL	5 500 842	24 616	15 235	694 NAILS,SCREWS,NUTS,ETC.	261 272	174 771	108 297
274 SULPHUR,UNRSTD.IRON PYRS	355 955	2 958	1 841	695 TOOLS	75 641	275 428	170 531
277 NATURAL ABRASIVES, NES	19 707	12 993	7 855	696 CUTLERY	10 267	48 510	30 135
278 OTHER CRUDE MINERALS	6 181 317	59 391	36 677	697 HOUSEHOLD EQUIPMENT,NES	123 329	152 747	94 730
281 IRON ORE, CONCENTRATES	150 349	461	291	699 MANUFACTS.BASE METAL,NES	885 831	781 828	484 335
282 FERROUS WASTE AND SCRAP	1 033 628	25 997	16 016	700 CPL IND PLANT (84/85/87)	5 065	29 758	18 405
283 COPPER ORES,CONCENTRATES	697	101	64	711 STEAM GENER. BOILERS,ETC.	7 443	12 011	7 373
285 ALUMINIUM ORE,CONCTR.ETC	192 254	9 834	6 125	712 STEAM TURBINES	3 501	20 384	12 288
287 ORE,CONCENTR.BASE METALS	26 511	1 540	976	713 INTRNL COMBUS PSTN ENGIN	605 283	647 022	400 368
288 NON-FERROUS WASTE,SCRAP	599 851	114 694	71 206	714 ENGINES,MOTORS NON-ELECT	2 592	65 199	40 858
289 PREC.METAL ORES,CONCTR	1	3 243	1 946	716 ROTATING ELECTRIC PLANT	96 309	200 417	124 255
291 CRUDE ANIMAL MATERIALS,NES	179 615	45 010	27 859	718 OTH.PWR.GENRTNG.MACHNRY	24 112	68 405	42 323
292 CRUDE VEG.MATERIALS, NES	134 018	96 357	59 262	721 AGRIC.MACHINES,EX.TRACTR	122 861	152 804	93 918
321 COAL,NOT AGGLOMERATED	39 882	1 303	818	722 TRACTORS	68 507	101 932	62 958
322 BRIQUETTES,LIGNITE,PEAT	2 893 650	53 046	32 630	723 CIVIL ENGINEERING EQUIPT	294 515	302 068	186 192
325 COKE,SEMI-COKE,RET.CARBON	398 094	10 887	6 798	724 TEXTILE,LEATHER MACHINES	47 413	150 409	92 712
334 PETROLEUM PRODUCTS	13 222 248	389 622	241 452	725 PAPER,PULP MILL MACHINES	44 971	96 108	59 410
335 RESIDUAL PETROL.PRODUCTS	1 832 546	54 899	34 237	726 PRINTNG,BQKBNDRNG MACHS	42 183	148 929	91 632
342 LIQUEFIED PROPANE,BUTANE	793 369	21 994	13 602	727 FOOD-PROCESS.MCH.NON DOM	18 583	73 770	45 455
344 PETROLEUM GASES, NES				728 OTH.MACH,PTS,SPCL INDUST	228 999	631 464	390 439
351 ELECTRIC CURRENT, MWH	2 484 626	159 355	97 366	731 METAL REMOVAL WORK TOOLS	57 963	179 954	111 007
411 ANIMAL OILS AND FATS	28 324	2 908	1 824	733 MACH-TOOLS,METAL-WORKING	33 782	74 452	45 966
421 FIXED VEG.FAT,OILS,SOFT	223 861	25 521	15 807	735 PARTS,NES,FOR MACH-TOOLS	20 262	94 008	58 368
422 FIXED VEG.FAT,OILS,OTHER	46 430	6 001	3 720	737 METALWORKING MACHNRY NES	51 813	93 687	57 702
431 ANIMAL,VEG.FATS,OILS,NES	165 969	20 840	12 933	741 HEATING,COOLING EQUIP,PART	166 823	367 932	227 805
511 HYDROCARBONS,NES,DERIVTS	175 890	22 685	14 121	742 PUMPS FOR LIQUIDS,PARTS	81 824	349 168	216 446
512 ALCOHOL,PHENOL,ETC.DERIV	722 406	61 482	38 471	743 PUMPS NES,CENTRIFUGS ETC	152 395	375 674	233 014
513 CARBOXYLIC ACIDS,DERIVTS	296 307	60 883	37 712	744 MECHANICAL HANDLING EQUIP	286 945	384 027	236 855
514 NITROGEN-FUNCT.COMPOUNDS	108 436	57 753	35 568	745 OTH.NONELEC.MCH.TOOL,NES	121 058	416 732	257 528
				746 BALL OR ROLLER BEARINGS	121 907	171 050	105 983
				747 TAPS,COCKS,VALVES,ETC.	102 905	399 81	

7 IMPORTS AND EXPORTS (SPECIAL TRADE) BY COUNTRIES OF PRODUCTION AND CONSUMPTION AND BY GROUPS OF THE SITC-REV. III 1994

GROUP DESCRIPTION	DT = 100 KG	1 000 DM	1 000 \$	GROUP DESCRIPTION	DT = 100 KG	1 000 DM	1 000 \$
748 TRANSMISSIONS PARTS,ETC	296 791	332 222	205 128	024 CHEESE AND CURD	162	112	72
749 NON-ELECT MACH,SHAFTS,ETC	102 392	320 317	196 434	048 CEREAL PREPARATIONS	158	66	44
751 OFFICE MACHINES	10 972	60 096	37 294	056 VEGETABLES,PRPD,PRSD,NES	156	58	35
752 AUTOMATC.DATA PROC.EQUIP	29 161	488 442	302 077	062 SUGAR CONFECTIONERY	270	157	95
759 PARTS, FOR OFFICE MACHINS	11 465	247 922	153 446	073 CHOCOLATE,OTH.COCCA PREP	564	446	276
761 TELEVISION RECEIVERS ETC	45 353	113 363	70 484	098 EDIBLE PROD.PREPRTRS,NES	92	62	37
762 RADIO-BROADCAST RECEIVER	4 411	27 696	17 092	112 ALCOHOLIC BEVERAGES	1 539	304	188
763 SOUND RECORDER,PHONOGRPH	5 129	46 156	28 717	122 TOBACCO, MANUFACTURED	5 947	13 052	8 304
764 TELECOMM.EQUIP.PARTS NES	84 022	622 177	384 545	267 OTHER MAN-MADE FIBRES	2 185	1 216	750
771 ELECT POWER MACHNY,PARTS	70 399	211 831	131 642	542 MEDICAMENTS	7	142	88
772 ELEC. SWITCH. RELAY. CIRCUIT	154 211	805 490	498 960	553 PERFUMERY, COSMETICS, ETC.	20	174	111
773 ELECTR DISTRIB. EQPT NES	271 607	267 081	165 703	554 SOAP, CLEANERS, POLISH, ETC	74	65	39
774 ELECTRO-MEDCL, XRAY EQUIP	4 812	121 144	74 449	582 PLASTIC PLATE, SHEETS, ETC	1 058	643	395
775 DOM. ELEC. NON-ELEC. EQUIPT	416 555	597 958	370 737	641 PAPER AND PAPERBOARD	462	75	46
776 TRANSISTORS, VALVES, ETC.	25 722	285 406	175 828	642 PAPER, PAPERBOARD, CUT ETC	3 312	1 578	974
778 ELECTRIC. MACH. APPART. NES	169 802	618 484	382 462	651 TEXTILE YARN	15	66	40
781 PASS. MOTOR VEHCLS. EX. BUS	1 317 371	2 949 487	1 822 149	659 FLOOR COVERINGS, ETC.	161	842	499
782 GOODS, SPCL TRANSPORT VEH	310 092	534 107	329 532	665 GLASSWARE	151	175	108
783 ROAD MOTOR VEHICLES NES	100 632	242 731	148 692	666 POTTERY	34	70	41
784 PARTS, TRACTORS, MOTOR VEH	1 087 248	1 547 786	958 112	667 PEARLS, PRECIOUS STONES	.	.	.
785 CYCLES, MOTORCYCLES ETC.	24 682	67 391	41 135	684 ALUMINIUM	1 315	1 024	634
786 TRAILERS, SEMI-TRAILR, ETC	329 397	242 869	149 779	695 TOOLS	36	214	132
791 RAILWAY VEHICLES. EQUIPNT	95 413	166 071	102 814	696 CUTLERY	69	712	437
792 AIRCRAFT, ASSOCAT. EQUIPNT	562	15 023	9 277	697 HOUSEHOLD EQUIPMENT, NES	185	491	306
793 SHIP, BOAT, FLOAT. STRUCTRS	12 084	15 496	9 506	699 MANUFACTS. BASE METAL, NES	43	51	30
800 CPL IND PLANT CHAP 90/94	9	71	45	723 CIVIL ENGINEERING EQUIPT	165	418	267
811 PREFABRICATED BUILDINGS	81 744	27 467	17 229	726 PRINTNG, BOOKBINDNG MACHS	16	102	62
812 PLUMBNG, SANITRY, EQPT. ETC	227 740	236 028	146 987	728 OTH. MACH, PTS, SPCL INDUST	19	212	124
813 LIGHTNG FIXTURES ETC. NES	73 022	187 821	116 564	743 PUMPS NES, CENTRIFUGS ETC	12	57	32
821 FURNITURE, CUSHIONS, ETC.	1 394 903	1 041 500	644 260	747 TAPS, COCKS, VALVES, ETC.	16	138	84
831 TRUNK, SUIT-CASES, BAG, ETC	14 536	63 546	39 304	752 AUTOMATC. DATA PROC. EQUIP	13	214	124
841 MENS, BOYS CLOTHING, X-KNIT	33 211	302 530	186 911	759 PARTS, FOR OFFICE MACHINS	1	240	138
842 WOMEN, GIRL CLOTHING, XKNIT	38 979	522 352	320 996	761 TELEVISION RECEIVERS ETC	103	332	202
843 MENS, BOYS CLOTHING, KNIT	4 172	24 554	15 122	762 RADIO-BROADCAST RECEIVER	4	49	31
844 WOMEN, GIRLS CLOTHNG, KNIT	11 481	93 920	57 983	763 SOUND RECORDER, PHONOGRPH	10	122	72
845 OTHR. TEXTILE APPAREL, NES	39 130	327 891	203 085	764 TELECOMM. EQUIP. PARTS NES	19	177	107
846 CLOTHING ACCESSRS, FABRIC	14 596	92 756	57 412	772 ELEC. SWITCH. RELAY. CIRCUIT	2	59	37
848 CLOTHING, NONTXTL; HEADGEAR	16 174	123 375	76 740	775 DOM. ELEC. NON-ELEC. EQUIPT	256	732	447
851 FOOTWEAR	64 195	262 033	161 629	778 ELECTRIC. MACH. APPART. NES	145	315	195
871 OPTICAL INSTRUMENTS, NES	782	26 612	16 475	781 PASS. MOTOR VEHCLS. EX. BUS	2 538	9 036	5 619
872 MEDICAL INSTRUMENTS NES	29 666	237 455	146 775	782 GOODS, SPCL TRANSPORT VEH	413	535	322
873 METERS, COUNTERS, NES	9 172	47 994	29 731	783 ROAD MOTOR VEHICLES NES	606	1 206	752
874 MEASURE, CONTROL INSTRMNT	37 445	569 878	352 540	784 PARTS, TRACTORS, MOTOR VEH	358	1 491	915
881 PHOTOGRAPH APPAR. ETC. NES	5 131	46 031	28 433	785 CYCLES, MOTORCYCLES ETC.	48	288	178
882 PHOTO. CINEMATOGRPH, SUPPL	79 361	168 329	104 259	813 LIGHTNG FIXTURES ETC. NES	15	63	39
883 CINE. FILM EXPOSD. DEVELPD	306	2 832	1 750	821 FURNITURE, CUSHIONS, ETC.	80	242	154
884 OPTICAL GOODS NES	2 386	92 857	57 605	831 TRUNK, SUIT-CASES, BAG, ETC	26	183	117
885 WATCHES AND CLOCKS	3 752	49 638	30 977	841 MENS, BOYS CLOTHING, X-KNIT	15	293	184
891 ARMS AND AMMUNITION	4 101	25 134	15 597	842 WOMEN, GIRL CLOTHING, XKNIT	23	1 028	619
892 PRINTED MATTER	949 238	1 063 502	658 855	844 WOMEN, GIRLS CLOTHING, KNIT	6	106	61
893 ARTICLES, NES, OF PLASTICS	743 977	657 461	406 623	845 OTHR. TEXTILE APPAREL, NES	21	519	325
894 BABY CARRIAGE, TOYS, GAMES	138 559	273 153	170 170	846 CLOTHING ACCESSRS, FABRIC	58	401	246
895 OFFICE, STATIONERY SUPPLS	23 864	60 169	37 188	848 CLOTHING, NONTXTL; HEADGEAR	17	872	546
896 WORKS OF ART, ANTIQUE ETC	750	82 813	51 291	851 FOOTWEAR	34	262	158
897 GOLD, SILVERWARE, JEWEL NES	924	184 264	114 593	871 OPTICAL INSTRUMENTS, NES	3	522	320
898 MUSICAL INSTRUMENTS, ETC.	101 566	413 036	255 621	872 MEDICAL INSTRUMENTS NES	14	168	104
899 MISC MANUFCTRD GOODS NES	83 507	185 658	102 614	874 MEASURE, CONTROL INSTRMNT	6	191	119
941 COMPL IND PLANT CHAPT 99	2	74	44	881 PHOTOGRAPH APPAR. ETC. NES	76	2 161	1 340
961 COIN NONGOLD NONCURRENT	213	24 448	15 294	884 OPTICAL GOODS NES	5	137	86
971 GOLD, NONMONTRY EXCL ORES	9	20 526	12 977	885 WATCHES AND CLOCKS	40	692	430
972 MONETARY GOLD, GOLD COINS	16	25 128	15 527	891 ARMS AND AMMUNITION	47	376	233
				892 PRINTED MATTER	73	109	67
FAEROE IS				893 ARTICLES, NES, OF PLASTICS	130	119	69
IMPORTS	105 331	36 924	22 738	894 BABY CARRIAGE, TOYS, GAMES	294	1 312	818
				895 OFFICE, STATIONERY SUPPLS	9	1 562	965
034 FISH, FRESH, CHILLED, FROZN	95 791	34 123	20 995	896 WORKS OF ART, ANTIQUE ETC		45	30
035 FISH, DRIED, SALTED, SMOKED	603	337	207	897 GOLD, SILVERWARE, JEWEL NES		303	188
036 CRUSTACEANS, MOLLUSCS ETC	204	82	49	898 MUSICAL INSTRUMENTS, ETC.	38	443	275
081 ANIMAL FEED STUFF	8 033	648	414	899 MISC MANUFCTRD GOODS NES	216	415	259
211 HIDES, SKINS (EX. FURS), RAW	315	108	67				
681 SILVER, PLATINUM, ETC.		470	288	GIBRALTAR			
811 PREFABRICATED BUILDINGS	337	268	170	IMPORTS	213 317	8 603	5 347
896 WORKS OF ART, ANTIQUE ETC	2	649	396				
EXPORTS	5 877	2 644	1 648	037 FISH ETC. PREPD, PRSD, NES	260	109	63
				781 PASS. MOTOR VEHCLS. EX. BUS	1 080	2 095	1 320
022 MILK AND CREAM	167	47	31	793 SHIP, BOAT, FLOAT. STRUCTRS	211 003	4 704	2 897
582 PLASTIC PLATE, SHEETS, ETC	154	111	71	896 WORKS OF ART, ANTIQUE ETC		274	167
583 MONOFILAMENT OF PLASTICS	66	59	37	961 COIN NONGOLD NONCURRENT	1	144	90
592 STARCHES, INULIN, ETC.	3 086	316	197				
629 ARTICLES OF RUBBER, NES	235	262	166	EXPORTS	46 197	17 595	10 987
641 PAPER AND PAPERBOARD	126	84	51				
642 PAPER, PAPERBOARD, CUT ETC	23	46	30	011 BOVINE MEAT	254	151	96
659 FLOOR COVERINGS, ETC.	288	145	106	022 MILK AND CREAM	906	113	68
699 MANUFACTS. BASE METAL, NES	180	171	106	048 CEREAL PREPARATIONS	243	119	74
745 OTH. NONELEC MCH, TOOL, NES	11	69	45	061 SUGARS, MOLASSES, HONEY	3 452	212	126
749 NON-ELECT MACH. PARTS, ETC	23	168	104	112 ALCOHOLIC BEVERAGES	1 667	295	179
775 DOM. ELEC. NON-ELEC. EQUIPT	69	119	73	122 TOBACCO, MANUFACTURED	20	72	45
781 PASS. MOTOR VEHCLS. EX. BUS	20	67	37	553 PERFUMERY, COSMETICS, ETC.	201	439	273
893 ARTICLES, NES, OF PLASTICS	469	190	117	642 PAPER, PAPERBOARD, CUT ETC	497	246	150
896 WORKS OF ART, ANTIQUE ETC		58	37	711 STEAM GENER. BOILERS, ETC.	27	52	34
				713 INTRNL COMBUS PSTN ENGIN	61	436	278
ANDORRA				741 HEATNG, COOLNG EQUIP, PART	7	119	74
IMPORTS	50 781	1 610	1 003	743 PUMPS NES, CENTRIFUGS ETC	11	61	36
				745 OTH. NONELEC MCH, TOOL, NES	5	88	58
273 STONE, SAND AND GRAVEL	50 600	329	214	749 NON-ELECT MACH. PARTS, ETC	7	58	37
695 TOOLS	29	117	74	778 ELECTRIC. MACH. APPART. NES	165	141	85
728 OTH. MACH, PTS, SPCL INDUST	30	140	88	781 PASS. MOTOR VEHCLS. EX. BUS	2 385	9 153	5 684
752 AUTOMATC. DATA PROC. EQUIP	8	453	280	793 SHIP, BOAT, FLOAT. STRUCTRS	35 301	3 978	2 584
897 GOLD, SILVERWARE, JEWEL NES		214	128	821 FURNITURE, CUSHIONS, ETC.	21	98	62
898 MUSICAL INSTRUMENTS, ETC.	6	77	47	842 WOMEN, GIRL CLOTHING, XKNIT		207	115
961 COIN NONGOLD NONCURRENT	2	120	74	871 OPTICAL INSTRUMENTS, NES	1	101	62
				872 MEDICAL INSTRUMENTS NES		50	31
EXPORTS	29 847	51 346	31 926	891 ARMS AND AMMUNITION	2	148	95
				898 MUSICAL INSTRUMENTS, ETC.		148	85
017 MEAT, OFFL. PRPD, PRSD, NES	461	312	193				

7 IMPORTS AND EXPORTS (SPECIAL TRADE) BY COUNTRIES OF PRODUCTION AND CONSUMPTION AND BY GROUPS OF THE SITC-REV. III 1994

GROUP DESCRIPTION	DT = 100 KG	1 000 DM	1 000 \$	GROUP DESCRIPTION	DT = 100 KG	1 000 DM	1 000 \$
VATICAN CITY				122 TOBACCO, MANUFACTURED			
IMPORTS	24	584	357	232 SYNTHETIC RUBBER, ETC.	2	221	668
772 ELEC. SWITCH. RELAY. CIRCUIT	11	60	36	248 WOOD, SIMPLY WORKED	2	654	206
896 WORKS OF ART, ANTIQUE ETC	1	459	281	277 NATURAL ABRASIVES, NES	2	112	153
EXPORTS				278 OTHER CRUDE MINERALS			
023 BUTTER, OTHER FAT OF MILK	333	111	69	292 CRUDE VEG. MATERIALS, NES	66	948	680
024 CHEESE AND CURD	524	279	172	334 PETROLEUM PRODUCTS	41	72	44
122 TOBACCO, MANUFACTURED	26	125	78	335 RESIDUAL PETROL. PRODUCTS	3	058	83
658 TEXTILE ARTICLES NES	24	144	91	431 ANIMAL, VEG. FATS, OILS, NES	1	599	356
741 HEATING, COOLING EQUIP, PART	53	131	81	513 CARBOXYLIC ACIDS, DERIVTS	1	265	177
764 TELECOMM. EQUIP. PARTS NES	6	146	92	514 NITROGEN-FUNCT. COMPOUNDS	2	600	197
781 PASS. MOTOR VEHICLES, EX. BUS	25	79	48	515 ORGANO-INORGANIC COMPNDS	3	37	487
784 PARTS, TRACTORS, MOTOR VEH	4	315	202	516 OTHER ORGANIC CHEMICALS	5	57	166
892 PRINTED MATTER	38	179	109	522 INORGANIC CHEM. ELEMENTS	2	873	236
MALTA				523 METAL, SALTS, INORGAN. ACID			
IMPORTS	67	586	353	524 OTHER CHEMICAL COMPOUNDS	4	938	635
263 COTTON	46	75	46	531 SYNTH. COLOURS, LAKES, ETC.	6	16	135
288 NON-FERROUS WASTE, SCRAP	1	593	268	533 PIGMENTS, PAINTS, ETC.	2	939	2
289 PREC. METAL ORES, CONCENTRS	11	202	130	541 MEDICINES, ETC. EXC. GRP542	1	102	1
533 PIGMENTS, PAINTS, ETC.	67	102	66	542 MEDICAMENTS	1	016	5
542 MEDICAMENTS	371	1 245	769	551 ESSNTL. OIL, PERFUME, FLAVR	1	917	1
553 PERFUMERY, COSMETICS, ETC.	1	400	1 108	553 PERFUMERY, COSMETICS, ETC.	1	570	1
612 MANUFACT. LEATHER ETC. NES	138	853	526	554 SOAP, CLEANERS, POLISH, ETC	3	475	1
625 RUBBER TYRES, TUBES, ETC.	273	257	161	571 POLYMERS OF ETHYLENE	2	761	1
629 ARTICLES OF RUBBER, NES	356	3 606	2 249	572 POLYMERS OF STYRENE	13	082	2
651 TEXTILE YARN	47	184	111	573 POLYMERS, VINYL CHLORIDE	2	679	409
653 FABRICS, MAN-MADE FIBRES	5	47	30	574 POLYACETAL, POLYCARBONATE	1	946	1
654 OTH. TEXTILE FABRIC, WOVEN	29	148	90	575 OTH. PLASTIC, PRIMARY FORM	6	589	1
655 KNIT. CROCHET. FABRIC NES	851	973	596	584 579 PLASTIC WASTE, SCRAP ETC	9	974	2
657 SPECIAL YARN, TXTL. FABRIC	106	522	327	581 PLASTIC TUBE, PIPE, HOSE	2	693	1
659 FLOOR COVERINGS, ETC.	20	127	73	582 PLASTIC PLATE, SHEETS, ETC	2	881	1
684 ALUMINIUM	954	318	198	583 MONOFILAMENT OF PLASTICS	2	268	252
694 NAILS, SCREWS, NUTS, ETC.	64	199	120	591 INSECTICIDES, ETC.	5	44	461
695 TOOLS	33	708	437	592 STARCHES, INULIN, ETC.	1	384	858
697 HOUSEHOLD EQUIPMENT, NES	1	663	2 091	597 PREPRD. ADDITIVES, LIQUIDS	1	920	359
699 MANUFACT. BASE METAL, NES	318	1 069	598	598 MISC. CHEMICAL PRODS. NES	2	416	2
713 INTRNL COMBUS PSTN ENGIN	151	1 049	327	611 LEATHER	2	719	21
714 ENGINES, MOTORS NON-ELECT	3	338	73	612 MANUFACT. LEATHER ETC. NES	11	80	80
716 ROTATING ELECTRIC PLANT	29	57	37	613 FURSKINS, TANNED, DRESSED	2	109	1
728 OTH. MACH. PTS, SPLCL INDUSTR	166	3 833	2 330	621 MATERIALS OF RUBBER	5	4	258
741 HEATING, COOLING EQUIP, PART	2	363	3	625 RUBBER TYRES, TUBES, ETC.	1	486	666
742 PUMPS FOR LIQUIDS, PARTS	17	236	150	629 ARTICLES OF RUBBER, NES	2	192	910
743 PUMPS NES, CENTRIFUGS ETC	11	52	30	634 VENEERS, PLYWOOD, ETC.	2	944	653
745 OTH. NONELEC MCH, TOOL, NES	174	1 289	790	635 WOOD MANUFACTURES, NES	1	689	2
747 TAPS, COCKS, VALVES, ETC.	51	284	174	641 PAPER AND PAPERBOARD	6	096	1
748 TRANSMISSIONS SHAFTS ETC	36	87	54	642 PAPER, PAPERBOARD, CUT ETC	16	347	6
749 NON-ELECT MACH. PARTS, ETC	23	727	149	651 TEXTILE YARN	3	357	1
759 PARTS, FOR OFFICE MACHINES	31	24 466	15 263	652 COTTON FABRICS, WOVEN	4	697	10
761 TELEVISION RECEIVERS ETC	2	299	3	653 FABRICS, MAN-MADE FIBRES	2	971	9
764 TELECOMM. EQUIP. PARTS NES	63	2 005	1 287	654 OTH. TEXTILE FABRIC, WOVEN	2	867	14
771 ELECT. POWER MACHNY. PARTS	7	118	71	655 KNIT. CROCHET. FABRIC NES	3	306	1
772 ELEC. SWITCH. RELAY. CIRCUIT	2	153	13	656 TULLE, LACE, EMBROIDRY, ETC	1	422	1
773 ELECTR. DISTRIBUT. EQUIP NES	184	1 137	711	657 SPECIAL YARN, TXTL. FABRIC	3	059	6
775 DOM. ELEC. NON-ELEC. EQUIPT	939	6 370	3 965	658 TEXTILE ARTICLES NES	2	200	437
776 TRANSISTORS, VALVES, ETC.	19	1 691	1 074	659 FLOOR COVERINGS, ETC.	2	256	251
778 ELECTRIC. MACH. APPART. NES	198	845	539	661 LIME, CEMENT, CONSTR. MATRL	1	255	121
781 PASS. MOTOR VEHICLES, EX. BUS	52	229	144	662 CLAY, REFRCT. CONSTR. MATRL	1	184	224
784 PARTS, TRACTORS, MOTOR VEH	87	132	83	663 MINERAL MANUFACTURES, NES	2	789	1
785 CYCLES, MOTORCYCLES ETC.	12	58	36	664 GLASS	1	230	78
792 AIRCRAFT, ASSOC'D. EQUIPNT	2	316	196	665 GLASSWARE	1	826	466
831 TRUNK, SUIT-CASES, BAG, ETC	2	943	3	666 POTTERY	1	96	293
841 MENS, BOYS CLOTHING, X-KNIT	12	730	3	673 FLAT-ROLLED IRON ETC.	7	108	1
842 WOMEN, GIRL CLOTHING, X-KNIT	3	439	21	674 FLAT-ROLLED PLATED IRON	8	734	1
843 MENS, BOYS CLOTHING, KNIT	193	647	405	675 FLAT-ROLLED, ALLOY STEEL	8	928	2
844 WOMEN, GIRLS CLOTHING, KNIT	183	1 347	844	676 IRON, STL. BAR, SHAPES ETC.	2	259	244
845 OTH. TEXTILE APPAREL, NES	1	060	2	679 TUBES, PIPES, ETC. IRON, STL	6	303	1
848 CLOTHING, NONTXTL.; HEADGEAR	151	3 501	2	681 SILVER, PLATINUM, ETC.	2	25	940
851 FOOTWEAR	2	963	23	682 COPPER	1	942	2
872 MEDICAL INSTRUMENTS NES	67	635	404	683 NICKEL	3	34	170
874 MEASURE, CONTROL INSTRMNT	259	2 802	1 736	684 ALUMINIUM	7	735	901
884 OPTICAL GOODS NES	410	39 989	24	691 METALLIC STRUCTURES NES	12	615	2
885 WATCHES AND CLOCKS	1	916	6	692 CONTAINERS, STORAGE, TRNSP	7	788	736
893 ARTICLES, NES, OF PLASTICS	1	855	2	693 WIRE PRODUCTS EXCL. ELECT	2	271	685
894 BABY CARRIAGE, TOYS, GAMES	19	855	2	694 NAILS, SCREWS, NUTS, ETC.	8	841	974
896 WORKS OF ART, ANTIQUE ETC	1	209	32	695 TOOLS	2	588	2
897 GOLD, SILVERWARE, JEWEL NES	2	374	469	696 CUTLERY	5	59	386
899 MISC MANUFACTRD GOODS NES	220	772	223	697 HOUSEHOLD EQUIPMENT, NES	3	368	379
EXPORTS				699 MANUFACT. BASE METAL, NES			
011 BOVINE MEAT	351	324	210	711 STEAM GENER. BOILERS, ETC.	1	598	1
012 OTHER MEAT, MEAT OFFAL	354	122	76	713 INTRNL COMBUS PSTN ENGIN	1	062	4
017 MEAT, OFFL. PRPD, PRSVD, NES	238	168	101	714 ENGINES, MOTORS NON-ELECT	7	1	001
022 MILK AND CREAM	19	483	2	716 ROTATING ELECTRIC PLANT	6	13	2
023 BUTTER, OTHER FAT OF MILK	521	175	110	718 OTH. POWR. GENERTRNG. MACHNRY	11	164	106
024 CHEESE AND CURD	16	178	4	721 AGRIC. MACHINES, EX. TRACTR	5	535	288
025 EGGS, BIRDS, YOLKS, ALBUMIN	975	486	288	722 TRACTORS	21	50	30
037 FISH ETC. PREPRD, PRSVD, NES	167	88	56	723 CIVIL ENGINEERING EQUIPT	702	899	543
048 CEREAL PREPARATIONS	3	321	90	724 TEXTILE, LEATHER MACHINES	4	644	2
054 VEGETABLES	1	369	285	725 PAPER, PULP MILL MACHINES	2	005	1
056 VEGETABLES, PRPD, PRSVD, NES	1	675	105	726 PRINTNG, BOOKBINDNG MACHS	3	438	2
057 FRUIT, NUTS EXCL. OIL NUTS	5	209	104	727 FOOD-PROCESS. MCH. NON DOM	4	124	75
058 FRUIT, PRESERVED, PREPARED	2	036	500	728 OTH. MACH. PTS, SPLCL INDUSTR	2	887	14
061 SUGARS, MOLASSES, HONEY	41	797	1	731 METAL REMOVAL WORK TOOLS	189	559	8
062 SUGAR CONFECTIONERY	627	349	216	733 MACH-TOOLS, METAL-WORKING	487	825	348
071 COFFEE, COFFEE SUBSTITUTE	53	125	79	735 PARTS, NES, FOR MACH-TOOLS	60	3	543
073 CHOCOLATE, OTH. COCOA PREP	761	610	374	737 METALWORKING MACHNRY NES	281	930	568
081 ANIMAL FEED STUFF	1	019	86	741 HEATING, COOLING EQUIP, PART	1	793	3
098 EDIBLE PROD. PREPRTRS, NES	4	900	2	742 PUMPS FOR LIQUIDS, PARTS	6	661	3
111 NON-ALCOHOL. BEVERAGE, NES	2	129	111	743 PUMPS NES, CENTRIFUGS ETC	801	2	141
112 ALCOHOLIC BEVERAGES	765	246	150	744 MECHANICAL HANDLING EQUIP	673	1	285
				745 OTH. NONELEC MCH, TOOL, NES	3	384	2
				746 BALL OR ROLLER BEARINGS	7	134	86
				747 TAPS, COCKS, VALVES, ETC.	1	520	5
				748 TRANSMISSIONS SHAFTS ETC	4	263	3
				749 NON-ELECT MACH. PARTS, ETC	6	706	4
				751 OFFICE MACHINES	7	690	4
				752 AUTOMAT. DATA PROC. EQUIP	3	818	2
				753 PARTS, FOR OFFICE MACHINES	1	071	665
				761 TELEVISION RECEIVERS ETC	2	770	470

7 IMPORTS AND EXPORTS (SPECIAL TRADE) BY COUNTRIES OF PRODUCTION AND CONSUMPTION AND BY GROUPS OF THE SITC-REV. III 1994

GROUP DESCRIPTION	DT = 100 KG	1 000 DM	1 000 \$	GROUP DESCRIPTION	DT = 100 KG	1 000 DM	1 000 \$
762 RADIO-BROADCAST RECEIVER	23	110	64	073 CHOCOLATE,OTH.COCOA PREP	1 695	611	378
763 SOUND RECORDER,PHONOGRPH	23	182	110	074 TEA AND MATE	5 712	1 831	1 125
764 TELECOMM.EQUIP.PARTS.NES	92	1 229	774	075 SPICES	23 442	9 858	6 085
771 ELECT POWR MACHNY.PARTS	281	636	391	098 EDIBLE PROD.PREPRTRS.NES	31 559	7 901	4 871
772 ELEC.SWITCH.RELAY.CIRCUIT	1 450	8 655	5 415	111 NON-ALCOHOL.BEVERAGE.NES	91 214	3 069	1 805
773 ELECTR.DISTRIB.EQPT.NES	1 263	2 902	1 784	112 ALCOHOLIC BEVERAGES	32 324	14 260	8 852
775 DOM.ELEC.NON-ELEC.EQUIPT	2 191	3 453	2 124	211 TOBACCO, UNMANUFACTURED	92 621	74 090	44 493
776 TRANSISTORS,VALVES,ETC.	41	29 463	18 245	211 HIDES,SKINS(EX.FURS),RAW	892	223	131
778 ELECTRIC.MACH.APART.NES	1 114	4 726	2 912	212 FURSKINS, RAW	13	250	152
781 PASS.MOTOR VEHCLS.EX.BUS	8 250	19 971	12 335	222 OILSEED(SFT.FIX.VEG.OIL)	3 379	605	373
782 GOODS,SPCL TRANSPORT VEH	440	711	431	223 OILSEED(OTH.FIX.VEG.OIL)	27 006	8 163	5 081
783 ROAD MOTOR VEHICLES NES	596	2 020	1 266	248 WOOD, SIMPLY WORKED	2 414	440	276
784 PARTS,TRACTORS,MOTOR VEH	526	1 910	1 194	263 COTTON	264 386	20 020	12 183
785 CYCLES,MOTORCYCLES ETC.	13	71	46	266 SYNTHETIC FIBRES	7 647	1 990	1 254
786 TRAILERS,SEMI-TRAIL,ETC	163	170	104	267 OTHER MAN-MADE FIBRES	200	73	46
792 AIRCRAFT,ASSOCTD.EQUIPNT	4	1 103	702	268 WOOL, OTHER ANIMAL HAIR	1 177	1 251	756
793 SHIP,BOAT,FLOAT.STRUCTRS	108 791	111 254	65 794	269 WORN CLOTHING,TEXTL,ARTL	3 666	1 239	156
811 PREFABRICATED BUILDINGS	418	267	165	273 STONE, SAND AND GRAVEL	38 980	1 735	1 079
812 PLUMBNG,SANITRY,EQPT.ETC	485	387	239	277 NATURAL ABRASIVES, NES	34 493	960	587
813 LIGHTING FIXTURES ETC.NES	340	721	442	278 OTHER CRUDE MINERALS	925 963	30 796	18 866
821 FURNITURE,CUSHIONS,ETC.	1 129	2 216	1 362	282 FERROUS WASTE AND SCRAP	44 115	5 629	3 505
831 TRUNK,SUIT-CASES,BAG,ETC	39	116	63	283 COPPER ORES,CONCENTRATES	101 378	4 815	3 128
841 MENS,BOYS CLOTHNG,X-KNIT	30	460	284	287 ORE,CONCENTR.BASE METALS	300 371	5 911	3 664
842 WOMEN,GIRL CLOTHNG,XKNIT	68	942	576	288 NON-FERROUS WASTE,SCRAP	37 100	7 367	4 666
844 WOMEN,GIRLS CLOTHNG.KNIT	6	89	48	289 PREC.METAL ORES,CONCTRSTS	1	1 362	817
845 OTHR.TEXTILE APPAREL,NES	37	459	277	291 CRUDE ANIMAL MATERLS.NES	16 974	47 968	29 949
846 CLOTHING ACCESSRS,FABRIC	148	1 066	648	292 CRUDE VEG.MATERIALS, NES	57 758	11 237	6 976
848 CLOTHING,NONXTL;HEADGEAR	316	2 088	1 287	335 RESIDUAL PETROL.PRODUCTS	48 180	1 607	1 036
851 FOOTWEAR	871	2 109	1 308	421 FIXED VEG.FAT,OILS, SOFT	3 647	812	495
871 OPTICAL INSTRUMENTS,NES	5	280	173	422 FIXED VEG.FAT,OILS,OTHER	136	66	38
872 MEDICAL INSTRUMENTS NES	130	1 571	958	511 HYDROCARBONS,NES,DERIVTS	48 763	5 181	3 277
873 METERS,COUNTERS,NES	10	61	36	513 CARBOXYLIC ACIDS,DERIVTS	14 903	3 271	2 096
874 MEASURE,CONTROL INSTRMNT	208	4 053	2 521	514 NITROGEN-FUNCT.COMPOUNDS	2 263	1 252	769
881 PHOTOGRAPH APPAR.ETC.NES	58	453	271	515 ORGANO-INORGANIC COMPNDS	906	9 972	640
882 PHOTO.CINEMATOGRPH.SUPL	812	1 510	924	522 INORGANIC CHEM.ELEMENTS	84 100	6 564	4 069
884 OPTICAL GOODS NES	1 365	14 399	8 876	523 METAL.SALTS,INORGAN.ACID	240 188	14 577	9 031
885 WATCHES AND CLOCKS	1 502	5 773	3 511	524 OTHER CHEMICAL COMPOUNDS	9 216	1 206	733
892 PRINTED MATTER	3 308	4 903	3 028	531 SYNTH.COLLOURS,LAKES,ETC.	143	194	124
893 ARTICLES,NES,OF PLASTICS	2 600	3 330	2 047	532 DYING,TANNING MATERIALS	1 278	205	125
894 BABY CARRIAGE,TOYS,GAMES	1 826	3 281	2 005	533 PIGMENTS, PAINTS, ETC.	145	68	43
895 OFFICE,STATIONERY SUPPLS	308	773	472	541 MEDICINES,ETC.EXC.GRPS42	1 106	3 065	1 868
897 GOLD,SILVERWARE,JEWEL NES		234	143	542 MEDICAMENTS	949	1 472	914
898 MUSICAL INSTRUMENTS,ETC.	209	2 028	1 245	551 ESSNTL.OIL,PERFUME,FLAVR	80	875	543
899 MISC MANUFCTRD GOODS NES	500	2 649	1 621	553 PERFUMERY,COSMETICS,ETC.	1 017	960	405
961 COIN,NONGOLD,NONCURRENT	85	118	73	554 SOAP,CLEANERS,POLISH,ETC	7 361	1 652	1 043
971 GOLD,NONMONEY EXCL ORES		388	242	571 POLYMERS OF ETHYLENE	1 173	73	45
				573 POLYMERS,VINYL CHLORIDE	3 955	869	550
SAN MARINO				574 POLYACETAL,POLYCARBONATE	1 260	558	344
IMPORTS	3 677	2 945	1 861	575 OTH.PLASTIC,PRIMARY FORM	39 327	8 344	5 206
				581 PLASTIC TUBE,PIPE,HOSE	748	686	417
542 MEDICAMENTS	6	61	37	582 PLASTIC PLATE,SHEETS,ETC	1 073	445	284
662 CLAY,REFRCT.CONSTR.MATRL	2 312	350	224	583 MONOFILAMENT OF PLASTICS	289	131	84
723 CIVIL ENGINEERING EQUIPT	850	1 419	904	591 INSECTICIDES, ETC.	3 081	3 001	1 799
745 OTH.NONLEEC MCH,TOOL,NES	184	329	200	592 STARCHES,INULIN,ETC.	665	142	89
771 ELECT POWR MACHNY.PARTS	314	387	252	597 PREPRD ADDITIVES,LIQUIDS	3 939	1 237	775
				598 MISC.CHEMICAL PRODTS.NES	4 244	301	178
EXPORTS	31 610	8 808	5 483	611 LEATHER	404	853	523
061 SUGARS,MOLASSES,HONEY	2 150	118	75	612 MANUFACT.LEATHER ETC.NES	107	132	85
232 SYNTHETIC RUBBER, ETC.	929	509	319	613 FURSKINS,TANNED,DRESSED	565	915	580
334 PETROLEUM PRODUCTS	9 575	630	389	621 MATERIALS OF RUBBER	13 914	10 006	6 244
514 NITROGEN-FUNCT.COMPOUNDS	146	56	34	625 RUBBER TYRES,TUBES,ETC.	56 791	30 648	19 213
533 PIGMENTS, PAINTS, ETC.	52	83	50	629 ARTICLES OF RUBBER, NES	13 152	11 370	6 969
551 ESSNTL.OIL,PERFUME,FLAVR	20	66	42	634 VENEERS, PLYWOOD, ETC.	886	142	89
575 OTH.PLASTIC,PRIMARY FORM	513	289	180	635 WOOD MANUFACTURES, NES	3 475	2 208	1 372
598 MISC.CHEMICAL PRODTS.NES	147	370	230	641 PAPER AND PAPERBOARD	49 220	3 765	2 414
634 VENEERS, PLYWOOD, ETC.	5 121	377	236	642 PAPER,PAPERBOARD,CUT ETC	2 866	1 651	1 015
642 PAPER,PAPERBOARD,CUT ETC	60	101	66	651 TEXTILE YARN	134 521	69 041	42 544
659 FLOOR COVERINGS, ETC.	416	234	150	652 COTTON FABRICS, WOVEN	27 339	29 686	18 299
666 POTTERY	795	818	525	653 FABRICS,MAN-MADE FIBRES	11 978	27 788	17 281
684 ALUMINIUM	9 392	2 444	1 500	655 KNIT.CROCHET.FABRIC NES	3 757	6 504	4 039
699 MANUFACTS.BASE METAL,NES	955	740	456	656 TULLE,LACE,EMBROIDRY,ETC	6 956	13 227	8 122
713 INTRNL COMBUS PSTN ENGIN	118	244	155	657 SPECIAL YARN,TXTL.FABRIC	2 649	6 539	4 085
728 OTH.MACH.PTS,SPCL INDUSTR	15	58	37	658 TEXTILE ARTICLES NES	15 821	10 726	6 573
772 ELEC.SWITCH.RELAY.CIRCUIT	14	46	31	659 FLOOR COVERINGS, ETC.	178 630	222 687	137 726
775 DOM.ELEC.NON-ELEC.EQUIPT	68	326	210	661 LIME,CEMENT,CONSTR.MATRL	10 030	54 182	33 753
821 FURNITURE,CUSHIONS,ETC.	306	479	299	662 CLAY,REFRCT.CONSTR.MATRL	395 823	15 437	9 579
872 MEDICAL INSTRUMENTS NES	1	60	35	663 MINERAL MANUFACTURES,NES	892 949	61 103	37 631
885 WATCHES AND CLOCKS	10	51	31	664 GLASS	33 984	4 878	3 097
893 ARTICLES,NES,OF PLASTICS	213	192	119	665 GLASSWARE	159 674	10 875	6 746
898 MUSICAL INSTRUMENTS,ETC.		125	74	671 PIG IRON,SPIEGELEISN,ETC	109 058	39 202	24 174
899 MISC MANUFCTRD GOODS NES	5	80	50	672 INGOTS ETC.IRON OR STEEL	8 725	4 615	2 858
				673 FLAT-ROLLED IRON ETC.	5 073	642	406
TURKEY				675 FLAT-ROLLED, ALLOY STEEL	93 098	7 016	4 511
IMPORTS	12 108 173	7 237 797	4 478 759	676 IRON,STL.BAR,SHAPES ETC.	203 194	9 823	6 336
				678 WIRE OF IRON OR STEEL	1 802	407	254
011 BOVINE MEAT	286	123	79	679 IRON,STL.BAR,SHAPES ETC.	637 917	35 982	23 026
012 OTHER MEAT, MEAT OFFAL	4 091	5 317	3 324	679 TUBES,PIPES,ETC.IRON,STL	951	7 132	85
024 CHEESE AND CURD	3 299	1 828	1 131	681 SILVER,PLATINUM,ETC.	242 749	20 933	13 178
034 FISH,FRESH,CHILLED,FROZN	4 169	1 468	902	682 COPPER	4	3 453	2 009
035 FISH,DRIED,SALTED,SMOKED	421	618	383	683 NICKEL	11 437	425	244
036 CRUSTACEANS,MOLLUSCS ETC	583	661	418	684 ALUMINIUM	437	34 316	21 257
037 FISH ETC.PRPD,PRSVN.NES	26 335	14 543	8 990	689 MISC.NON-FERR.BASE METAL	93 320	608	374
042 RICE	934	111	71	691 METALLIC STRUCTURES NES	1 355	2 805	1 744
046 MEAL,FLOUR OF WHEAT,MSLN	1 679	150	89	692 CONTAINERS,STORAGE,TRNSP	5 785	5 222	3 248
047 OTHER CEREAL MEAL,FLOURS	276	91	56	693 WIRE PRODUCTS EXCL.ELECT	16 391	6 043	3 737
048 CEREAL PREPARATIONS	91 276	10 870	6 720	694 NAILS,SCREWS,NUTS,ETC.	15 212	3 793	2 388
054 VEGETABLES	592 531	83 555	51 631	695 TOOLS	3 187	6 158	3 838
056 VEGETABLES,PRPD,PRSVN,NES	862 873	158 338	99 225	696 CUTLERY	682	707	436
057 FRUIT,NUTS EXCL.OIL NUTS	1 866 799	862 564	407 869	697 HOUSEHOLD EQUIPMENT,NES	41 181	30 828	18 976
058 FRUIT,PRESERVED,PREPARED	373 303	153 585	95 633	699 MANUFACTS.BASE METAL,NES	55 966	23 983	14 952
059 FRUIT,VEGETABLE JUICES	210 509	28 746	17 664	711 STEAM GENER. BOILERS,ETC.	473	326	212
061 SUGARS,MOLASSES,HONEY	9 503	3 362	2 079	712 STEAM TURBINES	5	186	122
062 SUGAR CONFECTIONERY	15 327	4 258	2 626	713 INTRNL COMBUS PSTN ENGIN	18 512	95 713	59 277
071 COFFEE,COFFEE SUBSTITUTE	143	99	59	714 ENGINES,MOTORS NON-ELECT	56	7 140	4 643
072 COCOA	635	333	213	716 ROTATING ELECTRIC PLANT	17 600	11 061	6 868
				718 OTH. POWR.GENRTNG.MACHNRY	131	190	118
				721 AGRIC.MACHINES,EX.TRACTR	234	158	95

7 IMPORTS AND EXPORTS (SPECIAL TRADE) BY COUNTRIES OF PRODUCTION AND CONSUMPTION AND BY GROUPS OF THE SITC-REV. III 1994

GROUP DESCRIPTION	DT = 100 KG	1 000 DM	1 000 \$	GROUP DESCRIPTION	DT = 100 KG	1 000 DM	1 000 \$
723 CIVIL ENGINEERING EQUIPT	3 945	1 335	834	247 WOOD ROUGH,ROUGH SQUARED	746 132	17 376	10 520
724 TEXTILE,LEATHER MACHINES	1 191	1 687	1 060	248 WOOD, SIMPLY WORKED	3 330	505	306
725 PAPER,PULP MILL MACHINES	465	658	392	251 PULP AND WASTE PAPER	10 187	1 038	647
726 PRINTNG,BOOKBINDNG MACHS	68	153	94	263 COTTON	218	93	56
727 FOOD-PROCESS.MCH.NON DOM	4 740	2 244	1 382	265 VEGETABLE TEXTILE FIBRES	208	112	68
728 OTH.MACH,PTS,SPCL INDUST	8 810	6 990	4 385	266 SYNTHETIC FIBRES	83 769	19 734	12 151
731 METAL REMOVAL WORK TOOLS	1 173	1 189	739	267 OTHER MAN-MADE FIBRES	69 855	34 581	21 558
733 MACH-TOOLS,METAL-WORKING	13 585	7 219	4 455	268 WOOL, OTHER ANIMAL HAIR	15 856	16 573	10 303
735 PARTS,NES,FOR MACH-TOOLS	697	710	447	269 WORN CLOTHING,TEXTL.ARTL	2 186	454	288
737 METALWORKING MACHNRY NES	1 434	1 512	941	272 FERTILIZERS, CRUDE	221	51	31
741 HEATING,COOLNG EQUIP,PART	8 222	15 339	9 341	273 STONE, SAND AND GRAVEL	11 187	140	85
742 PUMPS FOR LIQUIDS,PARTS	3 493	7 904	4 835	274 SULPHUR,UNRSTD.IRON PYRS	1 510	304	191
743 PUMPS NES,CENTRIFUGS ETC	24 125	7 708	4 808	277 NATURAL ABRASIVES, NES	46	728	453
744 MECHANICAL HANDLING EQUIP	9 664	3 796	2 383	278 OTHER CRUDE MINERALS	135 253	3 880	2 388
745 OTH.NONELEC MCH,TOOL,NES	798	1 295	815	282 FERROUS WASTE AND SCRAP	8 122 242	157 472	97 534
746 BALL OR ROLLER BEARINGS	1 546	2 735	1 712	285 ALUMINIUM ORE,CONCTR.ETC	18 868	2 076	1 293
747 TAPS,COCKS,VALVES,ETC.	4 619	8 908	5 480	288 NON-FERROUS WASTE,SCRAP	2 365	549	341
748 TRANSMISSIONS SHAFTS ETC	18 066	6 468	4 011	291 CRUDE ANIMAL MATERLS.NES	2 362	1 392	860
749 NON-ELECT MACH,PARTS,ETC	910	2 530	1 541	292 CRUDE VEG.MATERIALS, NES	3 973	15 693	9 305
751 OFFICE MACHINES	63	356	220	322 BRIQUETTES,LIGNITE,PEAT	50 552	1 186	745
752 AUTOMATC.DATA PROC.EQUIP	24	1 447	891	334 PETROLEUM PRODUCTS	35 204	5 940	3 677
759 PARTS,FOR OFFICE MACHINS	93	1 148	708	335 RESIDUAL PETROL.PRODUCTS	35 138	3 410	2 082
761 TELEVISION RECEIVERS ETC	58 474	86 607	54 010	342 LIQUEFIED PROPANE,BUTANE	1 656	236	144
764 TELECOMM.EQUIP.PARTS NES	1 258	10 519	6 587	411 ANIMAL OILS AND FATS	9 648	1 205	744
771 ELECT POWER MACHNY.PARTS	42 718	37 055	22 924	422 FIXED VEG.FAT,OILS,OTHER	512	140	85
772 ELEC.SWITCH.RELAY.CIRCUIT	2 771	9 141	5 671	431 ANIMAL,VEG.FATS,OILS,NES	12 712	2 651	1 829
773 ELECTR DISTRIBT.EQPT NES	77 122	191 958	118 840	511 HYDROCARBONS,NES,DERIVTS	29 494	5 744	3 546
775 DOM.ELEC,NON-ELEC.EQUIPT	26 777	17 457	10 934	512 ALCOHOL, PHENOL,ETC.DERIV	126 504	19 280	11 860
776 TRANSISTORS,VALVES,ETC.	325	1 023	634	513 CARBOXYLIC ACIDS,DERIVTS	226 706	46 506	29 009
778 ELECTRIC.MACH.APPART.NES	3 322	8 908	5 501	514 NITROGEN-FUNCT.COMPOUNDS	87 285	35 309	21 845
781 PASS.MOTOR VEHCLS.EX.BUS	358	601	364	515 ORGANO-INORGANIC COMPNDS	14 776	49 286	30 351
782 GOODS,SPCL TRANSPORT VEH	470	535	341	516 OTHER ORGANIC CHEMICALS	100 465	21 647	13 389
783 ROAD MOTOR VEHICLES NES	8 252	22 969	14 081	522 INORGANIC CHEM.ELEMENTS	71 470	18 223	11 297
784 PARTS,TRACTORS,MOTOR VEH	125 036	60 483	37 507	523 METAL, SALTS, INORGAN.ACID	214 216	31 955	19 905
785 CYCLES,MOTORCYCLES ETC.	1 248	1 224	768	524 OTHER CHEMICAL COMPOUNDS	5 120	2 677	1 642
786 TRAILERS,SEMI-TRAILR,ETC	3 531	1 624	997	525 RADIO-ACTIVE MATERIALS	2	374	233
792 AIRCRAFT,ASOCTD.EQUIPNT	3 377	96 674	59 212	531 SYNTH.COLOURS,LAKES,ETC.	52 352	117 027	72 561
793 SHIP,BOAT,FLDGT.STRUCTRS	3 617	2 312	1 353	532 DYEING,TANNING MATERIALS	8 934	2 541	1 570
811 PREFABRICATED BUILDINGS	3 426	80	499	533 PIGMENTS, PAINTS, ETC.	112 597	60 625	37 480
812 PLUMBNG,SANITRY,EQPT,ETC	182 693	51 335	31 141	541 MEDICINES,ETC.EXC.GRPS42	3 463	51 050	31 485
813 LIGHTNG FIXTURES ETC.NES	7 712	5 579	3 455	542 MEDICAMENTS	4 961	45 211	28 026
821 FURNITURE,CUSHIONS,ETC.	42 090	52 902	32 591	551 ESSNTL.OIL,PERFUME,FLAVR	5 896	11 885	7 356
831 TRUNK,SUIT-CASES,BAG,ETC	5 939	24 810	15 349	553 PERFUMERY,COSMETICS,ETC.	6 141	8 993	5 488
841 MENS,BOYS CLOTHNG,X-KNIT	130 123	617 431	382 344	554 SOAP,CLEANERS,POLISH,ETC	135 297	37 511	23 251
842 WOMEN,GIRL CLOTHNG,XKNIT	154 502	749 578	463 472	562 FERTILIZER,EXCEPT GRP272	401 923	10 005	6 138
843 MENS,BOYS CLOTHING,KNIT	34 906	114 948	71 217	571 POLYMERS OF ETHYLENE	82 331	13 475	8 302
844 WOMEN,GIRLS CLOTHING,KNIT	211 846	655 156	403 852	572 POLYMERS OF STYRENE	149 647	28 006	17 496
845 OTHR.TEXTILE APPAREL,NES	352 233	1 323 766	819 803	573 POLYMERS,VINYL CHLORIDE	57 676	12 953	8 023
846 CLOTHING ACCESSRS,FABRIC	59 326	116 424	71 829	574 POLYACETAL,POLYCARBONATE	71 867	23 171	14 414
848 CLOTHING,NONXTL,HEADGEAR	31 884	336 718	209 272	575 OTH.PLASTIC,PRIMARY FORM	247 403	96 701	59 905
851 FOOTWEAR	3 168	8 827	5 462	579 PLASTIC WASTE, SCRAP ETC	1 281	101	62
871 OPTICAL INSTRUMENTS,NES	8	167	108	581 PLASTIC TUBE,PIPE,HOSE	8 837	10 431	6 451
872 MEDICAL INSTRUMENTS NES	190	639	393	582 PLASTIC PLATE,SHEETS,ETC	32 090	56 066	34 497
873 METERS,COUNTERS,NES	666	758	466	583 MONOFILAMENT OF PLASTICS	6 275	5 237	3 224
874 MEASURE,CONTROL INSTRMNT	1 540	13 779	8 490	581 INSECTICIDES, ETC.	12 568	15 756	9 557
881 PHOTOGRAPH APPAR,ETC.NES	2	63	37	592 STARCHES,INULIN,ETC.	38 706	11 382	7 067
882 PHOTO.CINEMATOGRPH.SUPL	7	170	103	593 EXPLOSIVES,PYROTECHNICS	67 134	23 530	14 772
885 WATCHES AND CLOCKS	265	254	155	597 PREPRD ADDITIVES,LIQUIDS	67 858	23 916	14 772
891 ARMS AND AMMUNITION	574	1 102	666	598 MISC.CHEMICAL PRDTS.NES	244 195	81 679	50 582
892 PRINTED MATTER	8 324	4 988	3 082	600 CPL IND PLANT CHAP 69-76	3 711	13 241	8 250
893 ARTICLES,NES,OF PLASTICS	12 827	9 600	5 939	611 LEATHER	2 429	7 567	4 716
894 BABY CARRIAGE,TOYS,GAMES	3 495	3 585	2 261	612 MANUFACT. LEATHER ETC.NES	60	445	271
895 OFFICE,STATIONERY SUPPLS	363	738	457	613 FURSKINS,TANNED,DRESSED	202	6 118	3 787
896 WORKS OF ART,ANTIQUE ETC	108	1 069	652	621 MATERIALS OF RUBBER	4 358	5 352	3 314
897 GOLD,SILVERWARE,JEWEL NES	111	20 199	12 614	625 RUBBER TYRES,TUBES,ETC.	14 898	10 569	6 573
898 MUSICAL INSTRUMENTS,ETC.	9 419	12 472	6 772	629 ARTICLES OF RUBBER, NES	6 395	15 593	9 585
899 MISC MANUFCTRD GOODS NES	9 088	11 021	6 818	633 CORK MANUFACTURES	122	251	155
961 COIN,NONGOLD NONCURRENT	1	352	222	634 VENEERS, PLYWOOD, ETC.	15 464	3 718	2 251
971 GOLD,NONMONTYRY EXCL ORES		88	58	635 WOOD MANUFACTURES, NES	10 753	3 252	1 971
972 MONETARY GOLD,GOLD COINS		170	107	641 PAPER AND PAPERBOARD	267 434	69 669	43 106
EXPORTS	17 140 562	6 299 695	3 875 903	642 PAPER,PAPERBOARD,CUT ETC	68 088	23 940	14 842
001 LIVE ANIMALS	39 725	11 967	7 092	651 TEXTILE YARN	104 889	72 033	44 502
011 BOVINE MEAT	66 555	13 096	7 818	652 COTTON FABRICS, WOVEN	17 069	37 170	23 026
012 OTHER MEAT, MEAT OFFAL	741	170	103	653 FABRICS,MAN-MADE FIBRES	28 936	108 379	66 662
017 MEAT,OFFL,PRPD,PRSD,NES	237	219	137	654 OTH.TEXTILE FABRIC,WOVEN	19 350	99 992	58 151
022 MILK AND CREAM	11 464	2 837	1 673	655 KNIT.CROCHET,FABRIC NES	10 644	23 416	14 508
023 BUTTER,OTHER FAT OF MILK	784	259	152	656 TULLE,LACE,EMBROIDRY,ETC	1 626	8 858	5 448
024 CHEESE AND CURD	1 353	655	401	657 SPECIAL YARN,XTL.FABRIC	32 681	64 962	40 194
034 FISH,FRESH,CHILLED,FRDZN	130	83	52	658 TEXTILE ARTICLES NES	2 477	4 828	2 937
037 FISH ETC.PRPD,PRSD,NES	768	333	209	659 FLOOR COVERINGS, ETC.	2 245	4 643	2 847
041 WHEAT, MESLIN, UNMILLED	308 461	4 814	2 770	661 LIME,CEMENT,CONSTR.MATRL	17 778	1 614	989
044 MAIZE UNMILLED	38	59	35	662 CLAY,REFRCT.CONSTR.MATRL	161 631	21 552	13 228
048 CEREAL PREPARATIONS	3 117	1 335	831	663 MINERAL MANUFACTURES,NES	47 125	25 436	15 733
054 VEGETABLES	12 419	4 099	2 564	664 GLASS	19 968	9 851	6 139
056 VEGETABLES,PRPD,PRSD,NES	538	323	197	665 GLASSWARE	14 251	6 163	3 826
057 FRUIT,NUTS EXCL.OVL NUTS	1 224	499	332	666 POTTERY	1 695	2 834	1 738
058 FRUIT,PRESERVED,PREPARED	531	132	81	667 PEARLS,PRECIOUS STONES	.	.	.
059 FRUIT, VEGETABLE JUICES	835	247	157	671 PIG IRON,SPIEGELEISN,ETC	15 808	1 800	1 112
061 SUGARS,MOLASSES,HONEY	84 438	7 591	4 885	672 INGOTS ETC.IRON OR STEEL	1 981	263	159
062 SUGAR CONFECTIONERY	2 909	1 561	965	673 FLAT-ROLLED IRON ETC.	631 749	42 166	25 655
071 COFFEE,COFFEE SUBSTITUTE	4 057	3 611	2 230	674 FLAT-ROLLED PLATED IRON	217 693	23 681	14 362
072 COCOA	24 100	4 991	3 083	675 FLAT-ROLLED, ALLOY STEEL	278 459	59 638	36 721
073 CHOCOLATE,OTH.COCOA PREP	10 048	5 258	3 254	676 IRON,STL.BAR,SHAPES ETC.	255 259	24 611	15 223
074 TEA AND MATE	133	216	131	677 RAILWAY TRACK IRON,STEEL	5 998	1 293	783
075 SPICES	94	55	33	678 WIRE OF IRON OR STEEL	8 583	3 088	1 897
081 ANIMAL FEED STUFF	34 217	3 543	2 207	679 TUBES,PIPES,ETC.IRON,STL	272 290	45 239	26 939
098 EDIBLE PROD.PREPRTRS,NES	26 009	10 946	6 744	681 SILVER,PLATINUM,ETC.	82	2 256	1 405
111 NON-ALCOHOL. BEVERAGE,NES	515	68	40	682 COPPER	30 745	21 920	13 558
112 ALCOHOLIC BEVERAGES	3 751	3 471	2 149	683 NICKEL	961	2 585	1 587
121 TOBACCO, UNMANUFACTURED	1 414	546	320	684 ALUMINIUM	106 277	42 081	25 705
122 TOBACCO, MANUFACTURED	3 067	6 582	4 081	685 LEAD	1 306	138	81
211 HIDES,SKINS(EX.FURS),RAW	18 785	3 166	1 956	686 ZINC	3 125	1 005	620
212 FURSKINS, RAW	5	146	94	689 MISC.NON-FERR.BASE METAL	2 142	2 607	1 618
222 OILSEED(SFT.FIX VEG.OIL)	710	146	87	691 METALLIC STRUCTURES NES	34 678	15 937	9 719
231 NATURAL RUBBER, ETC.	2 574	527	334	692 CONTAINERS,STORAGE,TRNSP	3 848	3 823	2 386
232 SYNTHETIC RUBBER, ETC.	33 546	6 688	4 081	693 WIRE PRODUCTS EXCL.ELECT	6 302	5 221	3 245
				694 NAILS,SCREWS,NUTS,ETC.	4 284	6 738	4 114
				695 TOOLS	4 776	23 296	14 327

7 IMPORTS AND EXPORTS (SPECIAL TRADE) BY COUNTRIES OF PRODUCTION AND CONSUMPTION AND BY GROUPS OF THE SITC-REV. III 1994

GROUP DESCRIPTION	DT = 100 KG	1 000 DM	1 000 \$	GROUP DESCRIPTION	DT = 100 KG	1 000 DM	1 000 \$
896 CUTLERY	1 049	4 906	2 998	289 PREC.METAL ORES,CONCRTS	319	6 850	4 277
897 HOUSEHOLD EQUIPMENT,NES	7 984	6 537	4 066	291 CRUDE ANIMAL MATERLS.NES	3 274	428	270
899 MANUFACTS.BASE METAL,NES	28 496	39 219	24 260	292 CRUDE VEG.MATERIALS, NES	4 607	448	273
700 CPL IND PLANT (84/85/87)	29 317	128 194	78 336	322 BRIQUETTES,LIGNITE,PEAT	472 268	3 859	2 418
711 STEAM GENER. BOILERS, ETC.	1 169	2 233	1 359	334 PETROLEUM PRODUCTS	1 214 021	22 012	13 811
712 STEAM TURBINES	96	1 185	700	512 ALCOHOL, PHENOL, ETC. DERIV	3	61	39
713 INTRNL COMBUS PSTN ENGIN	14 395	70 238	43 179	513 CARBOXYLIC ACIDS, DERIVTS	21 464	1 652	1 030
714 ENGINES, MOTORS NON-ELECT	130	16 789	10 666	522 INORGANIC CHEM. ELEMENTS	410	154	95
716 ROTATING ELECTRIC PLANT	17 254	40 828	25 355	529 METAL. SALTS, INDRGAN.ACID	1 877	174	107
718 OTH. POWR. GENRTNG. MACHNRY	358	2 277	1 420	541 MEDICINES, ETC. EXC. GRP542	27	113	71
721 AGRIC. MACHINES, EX. TRACTR	11 919	12 904	7 755	582 FERTILIZER, EXCEPT GRP272	151 418	3 115	1 948
722 TRACTORS	801	1 006	644	573 POLYMERS, VINYL CHLORIDE	510	51	30
723 CIVIL ENGINEERING EQUIPT	30 049	26 496	15 937	532 STARCHES, INULIN, ETC.	364	143	85
724 TEXTILE, LEATHER MACHINES	160 571	409 951	252 234	611 LEATHER	569	139	83
725 PAPER, PULP MILL MACHINES	11 322	22 727	13 719	613 FURSKINS, TANNED, DRESSED	2	61	35
726 PRINTNG, BOOKBINDNG MACHS	10 159	23 528	14 173	634 VENEERS, PLYWOOD, ETC.	107 191	7 537	4 631
727 FOOD-PROCESS.MCH.NON DOM	14 552	38 736	23 646	635 WOOD MANUFACTURES, NES	36 281	4 656	2 900
728 OTH.MACH,PTS, SPCL INDUST	65 180	174 628	107 989	651 TEXTILE YARN	7 502	2 941	1 834
731 METAL REMOVAL WORK TOOLS	16 338	28 661	17 602	652 COTTON FABRICS, WOVEN	13 200	6 347	3 950
733 MACH-TOOLS, METAL-WORKING	16 366	30 620	18 676	658 TEXTILE ARTICLES NES	7 628	6 133	3 787
735 PARTS, NES, FOR MACH-TOOLS	2 116	6 865	4 167	659 FLOOR COVERINGS, ETC.	202	155	98
737 METALWORKING MACHNRY NES	13 929	32 271	19 838	661 LIME, CEMENT, CONSTR.MATRL	1 157 935	4 959	3 128
741 HEATING, COOLING EQUIP, PART	34 308	104 398	64 024	664 GLASS	5 672	1 481	911
742 PUMPS FOR LIQUIDS, PARTS	10 408	53 948	32 572	671 PIG IRON, SPIEGELEISN, ETC	25 556	2 990	1 773
743 PUMPS NES, CENTRIFUGS ETC	15 899	65 919	40 646	678 WIRE OF IRON OR STEEL	45 193	1 791	1 158
744 MECHANICAL HANDLING EQUIP	38 976	67 620	41 737	679 TUBES, PIPES, ETC. IRON, STL	171	58	36
745 OTH. NONELEC MCH, TOOL, NES	30 037	128 324	79 585	682 COPPER	2 604	904	570
746 BALL OR ROLLER BEARINGS	9 252	26 986	16 739	683 NICKEL	16 389	12 089	7 361
747 TAPS, COCKS, VALVES, ETC.	6 598	30 209	18 400	684 ALUMINIUM	6 129	1 079	647
748 TRANSMISSIONS SHAFTS ETC	8 783	23 853	14 783	687 TIN	632	581	343
749 NON-ELECT MACH. PARTS, ETC	5 614	22 797	14 010	689 MISC. NON-FERR.BASE METAL	1 703	3 152	1 902
751 OFFICE MACHINES	685	4 238	2 582	691 METALLIC STRUCTURES NES	4 840	1 329	780
752 AUTOMATC.DATA PROC.EQUIP	3 350	50 665	31 229	692 CONTAINERS, STORAGE, TRNSP	283	221	142
759 PARTS, FOR OFFICE MACHINS	789	10 423	6 489	694 NAILS, SCREWS, NUTS, ETC.	112	77	46
761 TELEVISION RECEIVERS ETC	6 106	20 496	12 496	695 TOOLS	130	71	41
762 RADIO-BROADCAST RECEIVER	891	4 377	2 701	697 HOUSEHOLD EQUIPMENT, NES	194	101	61
763 SOUND RECORDER, PHONOGRPH	686	9 174	5 555	699 MANUFACTS.BASE METAL, NES	2 317	2 703	1 599
764 TELECOMM.EQUIP. PARTS NES	5 704	166 939	101 735	711 STEAM GENER. BOILERS, ETC.	1 755	1 092	691
771 ELECT POWER MACHNY. PARTS	10 836	26 774	16 916	716 ROTATING ELECTRIC PLANT	27	116	76
772 ELEC. SWITCH. RELAY. CIRCUIT	21 912	158 609	97 776	721 AGRIC. MACHINES, EX. TRACTR	3 111	816	507
773 ELECTR DISTRIB. EQPT NES	97 240	52 166	32 183	727 FOOD-PROCESS.MCH.NON DOM	328	86	53
774 ELECTRO-MEDCL. XRAY EQUIP	2 747	67 166	40 432	728 OTH. MACH, PTS, SPCL INDUST	200	80	49
775 DOM. ELEC. NON-ELEC. EQUIPT	59 188	68 508	42 061	735 PARTS, NES, FOR MACH-TOOLS	177	52	33
776 TRANSISTORS, VALVES, ETC.	92 151	127 118	77 741	741 HEATING, COOLING EQUIP, PART	1 137	383	238
778 ELECTRIC.MACH. APPART. NES	84 487	107 836	65 766	743 PUMPS NES, CENTRIFUGS ETC	186	108	68
781 PASS.MOTOR VEHCLS. EX. BUS	109 951	252 981	154 929	746 BALL OR ROLLER BEARINGS	199	135	81
782 GOODS, SPCL TRANSPORT VEH	44 327	77 096	47 378	748 TRANSMISSIONS SHAFTS ETC	220	116	74
783 ROAD MOTOR VEHICLES NES	5 435	11 666	7 266	771 ELECT POWER MACHNY. PARTS	72	188	119
784 PARTS, TRACTORS, MOTOR VEH	97 670	204 957	126 460	773 ELECTR DISTRIB. EQPT NES	228	49	31
785 CYCLES, MOTORCYCLES ETC.	1 190	2 273	1 370	781 PASS.MOTOR VEHCLS. EX. BUS	156	249	156
786 TRAILERS, SEMI-TRAILR, ETC	7 840	7 264	4 516	783 ROAD MOTOR VEHICLES NES	980	540	348
791 RAILWAY VEHICLES. EQUIPNT	670	2 072	1 259	784 PARTS, TRACTORS, MOTOR VEH	342	245	148
792 AIRCRAFT, ASSOCTD. EQUIPNT	1 038	64 877	41 307	785 CYCLES, MOTORCYCLES ETC.	101	413	238
793 SHIP, BOAT, FLGAT. STRUCTRS	39 206	30 780	18 708	786 TRAILERS, SEMI-TRAILR, ETC	10 617	1 482	923
800 CPL IND PLANT CHAP 90/94	6 109	2 635	1 598	793 SHIP, BOAT, FLGAT. STRUCTRS	346	273	170
811 PREFABRICATED BUILDINGS	4 371	1 158	667	811 PREFABRICATED BUILDINGS	48 795	4 954	3 066
812 PLUMBNG, SANITRY, EQPT. ETC	20 145	32 177	19 973	821 FURNITURE, CUSHIONS, ETC.	28 078	6 896	4 228
813 LIGHTNG FIXTURES ETC. NES	2 204	6 670	4 068	841 MENS, BOYS CLOTHNG, X-KNIT	1 572	7 824	4 832
821 FURNITURE, CUSHIONS, ETC.	11 721	12 821	7 847	842 WOMEN, GIRL CLOTHNG, XKNIT	2 391	10 470	6 388
831 TRUNK, SUIT-CASES, BAG, ETC	354	1 217	744	843 MENS, BOYS CLOTHNG, KNIT	530	1 288	734
841 MENS, BOYS CLOTHNG, X-KNIT	408	2 396	1 446	844 WOMEN, GIRLS CLOTHNG. KNIT	110	318	198
842 WOMEN, GIRL CLOTHNG, XKNIT	270	3 443	2 092	845 OTHR. TEXTILE APPAREL, NES	823	2 586	1 610
843 MENS, BOYS CLOTHNG, KNIT	77	355	227	846 CLOTHING ACCESSRS, FABRIC	504	772	468
844 WOMEN, GIRLS CLOTHNG. KNIT	276	1 079	661	848 CLOTHING, NONXTXL; HEADGEAR	34	310	198
845 OTHR. TEXTILE APPAREL, NES	637	3 833	2 377	851 FOOTWEAR	2 056	2 019	1 303
846 CLOTHING ACCESSRS, FABRIC	1 797	7 678	4 741	871 OPTICAL INSTRUMENTS, NES	14	85	53
848 CLOTHING, NONXTXL; HEADGEAR	2 081	7 923	4 885	872 MEDICAL INSTRUMENTS NES	24	324	201
851 FOOTWEAR	1 199	2 442	1 483	874 MEASURE, CONTROL INSTRMNT	8	291	181
871 OPTICAL INSTRUMENTS, NES	215	4 528	2 758	892 PRINTED MATTER	65	69	45
872 MEDICAL INSTRUMENTS NES	2 068	37 932	23 349	893 ARTICLES, NES, OF PLASTICS	522	188	116
873 METERS, COUNTERS, NES	565	4 270	2 653	894 BABY CARRIAGE, TOYS, GAMES	3 060	1 687	1 056
874 MEASURE, CONTROL INSTRMNT	8 005	126 458	77 862	896 WORKS OF ART, ANTIQUE ETC	9	381	238
881 PHOTOGRAPH APPAR. ETC. NES	438	3 625	2 232	897 GOLD, SILVERWARE, JEWEL NES	2	96	61
882 PHOTO. CINEMATOPRPH. SUPPL	20 540	27 109	16 690	898 MUSICAL INSTRUMENTS, ETC.	13	83	52
884 OPTICAL GOODS NES	189	12 675	7 953	899 MISC MANUFCTRD GOODS NES	466	679	425
885 WATCHES AND CLOCKS	465	8 343	5 104	971 GOLD, NONMONTRY EXCL ORES	157	2 768	1 644
891 ARMS AND AMMUNITION	292	4 326	2 679				
892 PRINTED MATTER	110 395	54 395	32 858	EXPORTS	492 921	266 694	165 452
893 ARTICLES, NES, OF PLASTICS	29 597	31 811	19 670	011 BOVINE MEAT	437	102	61
894 BABY CARRIAGE, TOYS, GAMES	2 085	4 248	2 642	012 OTHER MEAT, MEAT OFFAL	630	155	97
895 OFFICE, STATIONERY SUPPLS	1 904	7 381	4 588	017 MEAT, OFFL. PRPD, PRSVD, NES	2 010	515	317
896 WORKS OF ART, ANTIQUE ETC	38	981	633	022 MILK AND CREAM	11 464	2 352	1 462
897 GOLD, SILVERWARE, JEWEL NES	91	2 220	1 361	024 CHEESE AND CURD	2 943	1 684	1 018
898 MUSICAL INSTRUMENTS, ETC.	7 250	20 016	12 432	034 FISH, FRESH, CHILLED, FROZN	827	79	51
899 MISC MANUFCTRD GOODS NES	6 227	33 383	20 637	037 FISH ETC. PREPD, PRSVD. NES	283	161	102
941 COMPL IND PLANT CHAPT 99	9 710	19 460	11 906	046 MEAL, FLOUR OF WHEAT, MSLN	8 026	251	151
971 GOLD, NONMONTRY EXCL ORES	3	1 745	1 077	048 CEREAL PREPARATIONS	25 241	3 699	2 307
				054 VEGETABLES	951	164	103
ESTONIA				056 VEGETABLES, PRPD, PRSVD, NES	1 770	344	207
IMPORTS	3 942 123	191 607	118 488	057 FRUIT, NUTS EXCL. OIL NUTS	3 672	621	386
001 LIVE ANIMALS	1 276	196	121	058 FRUIT, PRESERVED, PREPARED	1 117	436	269
025 EGGS, BIRDS, YOLKS, ALBUMIN	582	188	117	059 FRUIT, VEGETABLE JUICES	6 101	460	287
034 FISH, FRESH, CHILLED, FROZN	11 302	4 364	2 708	061 SUGARS, MOLASSES, HONEY	117 293	6 395	3 804
037 FISH ETC. PREPD, PRSVD. NES	270	195	121	062 SUGAR CONFECTIONERY	1 375	736	445
054 VEGETABLES	383	247	158	071 COFFEE, COFFEE SUBSTITUTE	419	561	347
058 FRUIT, PRESERVED, PREPARED	10 105	2 510	1 621	073 CHOCOLATE, OTH. COCOA PREP	6 489	3 790	2 288
075 SPICES	308	81	47	074 TEA AND MATE	204	211	132
098 EDIBLE PROD. PREPRTRS, NES	1 235	390	240	081 ANIMAL FEED STUFF	7 060	869	534
112 ALCOHOLIC BEVERAGES	1 483	339	207	091 MARGARINE AND SHORTENING	2 589	348	214
211 HIDES, SKINS (EX. FURS), RAW	881	103	60	098 EDIBLE PROD. PREPRTRS, NES	6 514	2 080	1 278
212 FURSKINS, RAW	24	557	324	111 NON-ALCOHOL. BEVERAGE, NES	5 828	592	365
247 WOOD ROUGH, ROUGH SQUARED	136 127	2 436	1 515	112 ALCOHOLIC BEVERAGES	25 908	6 584	4 107
248 WOOD, SIMPLY WORKED	98 812	4 033	2 495	211 HIDES, SKINS (EX. FURS), RAW	653	1 320	853
251 PULP AND WASTE PAPER	1 158	85	54	222 OILSEED (SFT. FIX VEG. OIL)	169	165	104
282 FERROUS WASTE AND SCRAP	186 763	8 836	5 541	223 SYNTHETIC RUBBER, ETC.	974	174	107
288 NON-FERROUS WASTE, SCRAP	42 881	11 437	6 930	248 WOOD, SIMPLY WORKED	534	92	56
					451	189	117

7 IMPORTS AND EXPORTS (SPECIAL TRADE) BY COUNTRIES OF PRODUCTION AND CONSUMPTION AND BY GROUPS OF THE SITC-REV. III 1994

GROUP DESCRIPTION	DT = 100 KG	1 000 DM	1 000 \$	GROUP DESCRIPTION	DT = 100 KG	1 000 DM	1 000 \$
269 WORN CLOTHING,TEXTL.ARTL	715	101	63	783 ROAD MOTOR VEHICLES NES	4 935	2 192	1 302
291 CRUDE ANIMAL MATERLS.NES	777	281	173	784 PARTS,TRACTORS,MOTOR VEH	2 038	6 073	3 761
292 CRUDE VEG.MATERIALS, NES	1 653	2 117	1 314	786 TRAILERS,SEMI-TRAILR,ETC	4 000	1 236	761
334 PETROLEUM PRODUCTS	9 042	1 798	1 125	791 RAILWAY VEHICLES.EQUIPNT	34	76	48
335 RESIDUAL PETROL. PRODUCTS	848	80	52	793 SHIP,BOAT,FLOAT.STRUCTRS	6 383	340	203
421 FIXED VEG.FAT,OILS, SOFT	15 080	2 184	1 371	812 PLUMBNG,SANITRY,EQPT.ETC	369	283	172
422 FIXED VEG.FAT,OILS,OTHER	3 109	384	243	813 LIGHTNG FIXTURES ETC.NES	132	359	219
512 ALCOHOL,PHENOL,ETC.DERIV	339	141	89	821 FURNITURE,CUSHIONS,ETC.	2 464	2 439	1 510
513 CARBOXYLIC ACIDS,DERIVS	1 123	436	271	831 TRUNK,SUIT-CASES,BAG,ETC	77	266	164
515 ORGANO-INORGANIC COMPNDS	37	281	179	841 MENS,BOYS CLOTHNG,X-KNIT	153	733	474
516 OTHER ORGANIC CHEMICALS	72	70	44	842 WOMEN,GIRL CLOTHNG,XKNIT	131	1 567	955
522 INORGANIC CHEM.ELEMENTS	604	143	87	843 MENS,BOYS CLOTHING,KNIT	7	53	31
523 METAL.SALTS,INORGAN.ACID	7 628	297	181	844 WOMEN,GIRLS CLOTHNG,KNIT	31	191	111
531 SYNTH.COLOURS,LAKES,ETC.	202	459	289	845 OTHR.TEXTILE APPAREL,NES	154	905	567
532 DYEING,TANNING MATERIALS	8	64	37	846 CLOTHING ACCESSRS,FABRIC	93	403	249
533 PIGMENTS, PAINTS, ETC.	5 670	1 620	1 015	848 CLOTHNG,NONXTL;HEADGEAR	170	564	350
541 MEDICINES,ETC.EXC.GRP542	60	969	598	851 FOOTWEAR	230	1 011	622
542 MEDICAMENTS	1 184	6 506	4 035	871 OPTICAL INSTRUMENTS,NES	18	607	379
551 ESSNTL.OIL,PERFUME,FLAVR	64	155	100	872 MEDICAL INSTRUMENTS NES	505	2 958	1 838
553 PERFUMERY,COSMETICS,ETC.	6 388	7 454	4 677	873 METERS,COUNTERS,NES	186	853	541
554 SOAP,CLEANERS,POLISH,ETC	2 819	1 014	634	874 MEASURE,CONTROL INSTRMNT	118	1 797	1 102
573 POLYMERS,VINYL CHLORIDE	1 971	325	203	881 PHOTOGRAPH APPAR.ETC.NES	47	270	165
574 POLYACETAL,POLYCARBONATE	224	159	99	882 PHOTO.CINEMATOGRPH.SUPPL	311	601	376
575 OTH.PLASTIC,PRIMARY FORM	4 697	2 292	1 413	884 OPTICAL GOODS NES		189	117
581 PLASTIC TUBE,PIPE,HOSE	142	198	119	885 WATCHES AND CLOCKS	24	357	223
582 PLASTIC PLATE,SHEETS,ETC	1 307	960	594	891 ARMS AND AMMUNITION	54	475	284
583 MONOFILAMENT OF PLASTICS	1 823	1 178	747	892 PRINTED MATTER	812	1 482	908
591 INSECTICIDES, ETC.	469	1 297	806	893 ARTICLES,NES,OF PLASTICS	3 411	3 051	1 913
592 STARCHES,INULIN,ETC.	393	227	133	894 BABY CARRIAGE,TOYS,GAMES	379	856	524
593 EXPLOSIVES,PYROTECHNICS	331	161	102	895 OFFICE,STATIONERY SUPPLS	199	1 608	1 010
597 PREPRD ADDITIVES,LIQUIDS	593	186	118	896 WORKS OF ART,ANTIQUE ETC	1	106	70
598 MISC.CHEMICAL PRDTS.NES	2 822	1 440	905	897 GOLD,SILVERWARE,JEWEL NES	1	89	54
611 LEATHER	28	87	55	898 MUSICAL INSTRUMENTS,ETC.	275	1 543	948
613 FURSKINS,TANNED,DRESSED	11	67	43	899 MISC MANUFCTRD GOODS NES	282	1 488	914
621 MATERIALS OF RUBBER	545	474	295				
625 RUBBER TYRES,TUBES,ETC.	1 980	950	603	LATVIA			
629 ARTICLES OF RUBBER, NES	61	247	152	IMPORTS	9 217 767	419 129	260 718
634 VENEERS, PLYWOOD, ETC.	2 021	331	206				
635 WOOD MANUFACTURES, NES	163	111	68	001 LIVE ANIMALS	2 797	647	401
641 PAPER AND PAPERBOARD	3 843	2 162	1 350	012 OTHER MEAT, MEAT OFFAL	1 222	1 380	850
642 PAPER,PAPERBOARD,CUT ETC	2 487	1 654	1 040	024 CHEESE AND CURD	225	65	37
651 TEXTILE YARN	188	810	504	034 FISH,FRESH,CHILLED,FROZN	214	104	67
652 COTTON FABRICS, WOVEN	604	1 255	782	045 VEGETABLES	1 500	1 788	1 161
653 FABRICS,MAN-MADE FIBRES	2 348	6 693	4 125	057 FRUIT,NUTS EXCL.OIL NUTS	1 022	298	193
654 OTH.TEXTILE FABRIC,WOVEN	838	3 053	1 886	058 FRUIT,PRESERVED,PREPARED	1 347	337	218
655 KNIT,CROCHET,FABRIC NES	310	638	395	059 FRUIT,VEGETABLE JUICES	14 401	1 717	1 012
656 TULLE,LACE,EMBROIDRY,ETC	37	225	128	062 SUGAR CONFECTIONERY	5 444	173	111
657 SPECIAL YARN,XTL.FABRIC	630	950	587	211 HIDES,SKINS(EX.FURS),RAW	5 117	885	545
658 TEXTILE ARTICLES NES	106	295	176	212 FURSKINS, RAW	24	386	228
659 FLOOR COVERINGS, ETC.	599	411	255	247 WOOD ROUGH,ROUGH SQUARED	7 563	153	91
662 CLAY,REFRCT.CONSTR.MATRL	3 114	299	190	248 WOOD, SIMPLY WORKED	683 192	27 005	16 878
663 MINERAL MANUFACTURES,NES	1 482	507	312	263 COTTON	5 579	1 062	635
664 GLASS	3 300	659	399	267 OTHER MAN-MADE FIBRES	12 293	1 404	866
665 GLASSWARE	319	200	121	268 WOOL, OTHER ANIMAL HAIR	1 058	789	509
666 POTTERY	72	92	56	278 OTHER CRUDE MINERALS	714 127	1 470	914
673 FLAT-ROLLED IRON ETC.	3 313	1 264	785	282 FERROUS WASTE AND SCRAP	178 416	5 772	3 584
674 FLAT-ROLLED PLATED IRON	267	51	32	288 NON-FERROUS WASTE,SCRAP	127 227	33 087	20 739
675 FLAT-ROLLED, ALLOY STEEL	454	179	116	289 PREC.METAL ORES,CONCRTS	160	2 576	1 619
676 IRON,STL.BAR,SHAPES ETC.	930	218	137	291 CRUDE ANIMAL MATERLS.NES	3 648	940	582
679 TUBES,PIPES,ETC. IRON,STL	4 275	784	451	292 CRUDE VEG.MATERIALS, NES	288	74	45
684 ALUMINIUM	1 677	1 291	803	322 BRIQUETTES,LIGNITE,PEAT	750 962	6 516	4 002
691 METALLIC STRUCTURES NES	1 228	899	566	334 PETROLEUM PRODUCTS	5 494 656	126 634	78 762
692 CONTAINERS,STORAGE,TRNSP	1 784	748	474	515 ORGANO-INORGANIC COMPNDS	369	580	355
693 WIRE PRODUCTS EXCL.ELECT	109	116	70	522 INORGANIC CHEM.ELEMENTS	1 010	72	45
694 NAILS,SCREWS,NUTS,ETC.	102	167	100	541 MEDICINES,ETC.EXC.GRP542	129	164	103
695 TOOLS	647	1 246	764	551 ESSNTL.OIL,PERFUME,FLAVR	1 932	147	91
696 CUTLERY	44	267	165	552 FERTILIZER,EXCEPT GRP272	12 000	129	76
697 HOUSEHOLD EQUIPMENT,NES	258	352	216	575 OTH.PLASTIC,PRIMARY FORM	28 848	5 436	3 400
699 MANUFACTS.BASE METAL,NES	3 078	3 182	1 986	579 PLASTIC WASTE,SCRAP ETC	4 341	162	104
711 STEAM GENER. BOILERS,ETC.	2 090	1 926	1 233	592 STARCHES,INULIN,ETC.	6 967	2 787	1 761
713 INTRNL COMBUS PSTN ENGIN	1 345	7 749	4 859	612 MANUFACT.LEATHER ETC.NES	64	282	176
716 ROTATING ELECTRIC PLANT	191	422	261	613 FURSKINS,TANNED,DRESSED	88	188	107
721 AGRIC.MACHINES,EX.TRACTR	725	577	358	634 VENEERS, PLYWOOD, ETC.	76 779	10 954	6 871
722 TRACTORS	52	74	47	635 WOOD MANUFACTURES, NES	30 071	3 887	2 404
723 CIVIL ENGINEERING EQUIPT	1 569	2 936	1 830	641 PAPER AND PAPERBOARD	1 163	52	31
724 TEXTILE,LEATHER MACHINES	852	3 685	2 270	642 PAPER,PAPERBOARD,CUT ETC	171	108	66
726 PRINTNG,BOOKBINDNG MACHS	411	2 098	1 330	651 TEXTILE YARN	14 645	4 934	3 110
727 FOOD-PROCESS.MCH.NON DQM	238	717	457	652 COTTON FABRICS, WOVEN	2 712	1 221	777
728 OTH.MACH.PTS,SPCL INDUST	4 067	7 778	4 774	653 FABRICS,MAN-MADE FIBRES	359	652	401
731 METAL REMOVAL WORK TOOLS	320	618	382	654 OTH.TEXTILE FABRIC,WOVEN	3 552	2 368	1 444
733 MACH-TOOLS,METAL-WORKING	932	684	411	656 TULLE,LACE,EMBROIDRY,ETC	42	63	39
735 PARTS,NES,FOR MACH-TOOLS	59	86	55	658 TEXTILE ARTICLES NES	14 211	11 329	7 005
737 METALWORKING MACHNRY NES	35	210	131	659 FLOOR COVERINGS, ETC.	19	213	136
741 HEATNG,COOLNG EQUP,PART	741	1 152	728	661 LIME,CEMENT,CONSTR.MATRL	626 209	3 292	2 071
742 PUMPS FOR LIQUIDS,PARTS	68	362	226	665 GLASSWARE	1 985	1 429	885
743 PUMPS NES,CENTRIFUGS ETC	339	1 241	755	671 PIG IRON,SPIEGELEISN,ETC	17 842	1 405	892
744 MECHANICAL HANDLING EQUIP	1 484	2 844	1 702	678 WIRE OF IRON OR STEEL	186 499	7 724	4 871
745 OTH.NONELEC MCH,TOOL,NES	322	2 419	1 511	679 TUBES,PIPES,ETC. IRON,STL	3 178	175	107
746 BALL OR ROLLER BEARINGS	16	75	46	681 SILVER,PLATINUM,ETC.		53	30
747 TAPS,COCKS,VALVES,ETC.	309	895	534	682 COPPER	45 869	16 261	10 265
748 TRANSMISSIONS SHAFTS ETC	1 345	6 630	4 132	683 NICKEL	9 986	9 480	5 619
749 NON-ELECT MACH.PARTS,ETC	237	924	574	684 ALUMINIUM	8 620	1 930	1 144
751 OFFICE MACHINES	156	891	554	687 TIN	231	200	122
752 AUTOMATC.DATA PROC.EQUIP	416	3 682	2 285	689 MISC.NON-FERR.BASE METAL	817	756	466
759 PARTS,FOR OFFICE MACHINS	121	759	469	692 CONTAINERS,STORAGE,TRNSP	2 375	462	283
761 TELEVISION RECEIVERS ETC	305	840	525	693 WIRE PRODUCTS EXCL.ELECT	380	59	37
762 RADIO-BROADCAST RECEIVER	127	365	232	694 NAILS,SCREWS,NUTS,ETC.	6 441	355	224
763 SOUND RECORDER,PHONOGRPH	34	243	154	695 TOOLS	104	72	46
764 TELECOMM.EQUIP.PARTS NES	139	1 646	1 012	699 MANUFACTS.BASE METAL,NES	3 100	597	376
771 ELECT.POWER MACHNY.PARTS	60	427	275	713 INTRNL COMBUS PSTN ENGIN	380	930	597
772 ELEC.SWITCH.RELAY,CIRCUIT	795	1 024	637	721 AGRIC.MACHINES,EX.TRACTR	624	215	135
773 ELECTR.DISTRIB.EQPT NES	1 495	997	634	723 CIVIL ENGINEERING EQUIPT	185	258	153
774 ELECTRO-MEDCL.XRAY EQUIP	394	4 882	3 012	724 TEXTILE,LEATHER MACHINES	123	50	33
775 DOM.ELEC.NON-ELEC.EQUIPT	5 330	5 501	3 435	727 FOOD-PROCESS.MCH.NON DQM	279	137	85
776 TRANSISTORS,VALVES,ETC.	120	193	118	728 OTH.MACH,PTS,SPCL INDUST	5 015	277	174
778 ELECTRIC.MACH.APPART.NES	1 523	2 591	1 607	745 OTH.NONELEC MCH,TOOL,NES	92	113	68
781 PASS.MOTOR VEHCLS.EX.BUS	45 617	42 998	26 913	748 TRANSMISSIONS SHAFTS ETC	9 478	2 340	1 469
782 GOODS,SPCL TRANSPORT VEH	9 886	4 088	2 523				

7 IMPORTS AND EXPORTS (SPECIAL TRADE) BY COUNTRIES OF PRODUCTION AND CONSUMPTION AND BY GROUPS OF THE SITC-REV. III 1994

GROUP DESCRIPTION	DT = 100 KG	1 000 DM	1 000 \$	GROUP DESCRIPTION	DT = 100 KG	1 000 DM	1 000 \$
749 NON-ELECT MACH.PARTS,ETC	175	64	40	642 PAPER,PAPERBOARD,CUT ETC	11 372	3 550	2 226
759 PARTS,FOR OFFICE MACHINS	3	90	60	651 TEXTILE YARN	4 264	5 072	3 157
764 TELECOMM.EQUIP.PARTS NES	7 426	2 018	1 254	652 COTTON FABRICS, WOVEN	1 065	2 948	1 853
771 ELECT POWER MACHNY.PARTS	186	349	222	653 FABRICS,MAN-MADE FIBRES	5 008	19 078	11 914
775 DOM.ELEC.NON-ELEC.EQUIPT	346	110	64	654 OTH.TEXTILE FABRIC,WOVEN	1 627	6 984	4 318
776 TRANSISTORS,VALVES,ETC.	16	180	109	655 KNIT.CROCHET.FABRIC NES	400	1 129	707
778 ELECTRIC.MACH.APPART.NES	9 588	7 832	4 794	656 TULLE,LACE,EMBROIDRY.ETC	78	511	304
781 PASS.MOTOR VEHCLS.EX.BUS	317	573	363	657 SPECIAL YARN,TXTL.FABRIC	2 694	3 579	2 240
784 PARTS,TRACTORS,MOTOR VEH	274	97	60	658 TEXTILE ARTICLES NES	203	601	374
785 CYCLES,MOTORCYCLES.ETC.	3 627	1 058	662	659 FLOOR COVERINGS, ETC.	1 039	801	524
786 TRAILERS,SEMI-TRAILR,ETC	4 343	55	34	662 CLAY,REFRCT.CONSTR.MATRL	6 194	823	512
811 PREFABRICATED BUILDINGS	4 691	324	202	663 MINERAL MANUFACTURES,NES	9 737	1 566	961
813 LIGHTNG FIXTURES.ETC.NES	443	140	88	664 GLASS	2 255	1 163	104
821 FURNITURE,CUSHIONS,ETC.	71 239	15 772	9 808	665 GLASSHARE	2 325	1 773	1 119
841 MENS,BOYS CLOTHNG,X-KNIT	4 018	13 862	8 594	666 POTTERY	222	363	215
842 WOMEN,GIRL CLOTHNG,XKNIT	5 152	26 121	16 148	673 FLAT-ROLLED IRON.ETC.	1 322	134	86
843 MENS,BOYS CLOTHING,KNIT	451	474	305	676 IRON,STL.BAR,SHAPES.ETC.	800	272	175
844 WOMEN,GIRLS CLOTHING,KNIT	897	3 366	2 119	679 TUBES,PIPES,ETC.IRON,STL	321	327	209
845 OTHR.TEXTILE APPAREL,NES	1 502	5 730	3 572	681 SILVER,PLATINUM,ETC.	1	55	34
846 CLOTHING ACCESSRS,FABRIC	6 084	9 653	6 030	682 COPPER	337	470	289
848 CLOTHNG,NONTXTL;HEADGEAR	402	1 977	1 226	684 ALUMINIUM	1 699	3 258	2 030
851 FOOTWEAR	3 263	6 381	3 777	691 METALLIC STRUCTURES NES	3 759	2 485	1 569
874 MEASURE,CONTROL INSTRMNT	6	57	35	692 CONTAINERS,STORAGE,TRNSP	993	677	414
893 ARTICLES,NES,OF PLASTICS	657	178	113	693 WIRE PRODUCTS EXCL.ELECT	659	162	97
894 BABY CARRIAGE,TOYS,GAMES	1 172	1 044	662	694 NAILS,SCREWS,NUTS,ETC.	301	278	170
896 WORKS OF ART,ANTIQUE ETC	5	302	187	695 TOOLS	507	1 649	1 013
897 GOLD,SILVERWARE,JEWEL NES		572	363	696 CUTLERY	48	266	169
898 MUSICAL INSTRUMENTS,ETC.	304	118	72	697 HOUSEHOLD EQUIPMENT,NES	616	737	456
899 MISC MANUFCTRD GOODS NES	412	127	76	699 MANUFACTS.BASE METAL,NES	2 751	3 131	1 966
971 GOLD,NONMONTY EXCL DRES	12	135	82	700 CPL IND PLANT (84/85/87)	6 353	9 896	6 097
EXPORTS	989 465	508 204	315 944	711 STEAM GENER. BOILERS,ETC.	336	443	279
001 LIVE ANIMALS	42	242	148	713 INTRNL COMBUS PSTN ENGIN	1 064	1 992	1 257
011 BOVINE MEAT	330	56	32	716 ROTATING ELECTRIC PLANT	355	947	585
012 OTHER MEAT, MEAT OFFAL	5 422	1 124	684	721 AGRIC.MACHINES,EX.TRACTR	2 670	2 504	1 529
017 MEAT,OFFL,FRPD,PRSD,NES	2 494	921	572	722 TRACTORS	254	175	110
022 MILK AND CREAM	34 593	8 643	5 276	723 CIVIL ENGINEERING EQUIPT	4 107	3 395	2 088
024 CHEESE AND CURD	1 070	555	341	724 TEXTILE,LEATHER MACHINES	1 586	3 409	2 077
035 FISH,DRIED,SALTED,SMOKED	76	53	32	725 PAPER,PULP MILL MACHINES	112	80	49
036 CRUSTACEANS,MOLLUSCS ETC	63	66	42	726 PRINTNG,BOOKBINDNG MACHS	527	1 287	805
037 FISH.ETC.PRPD,PRSD,NES	199	104	61	727 FOOD-PROCESS.MCH.NON DOM	1 379	2 948	1 840
041 WHEAT,MESLIN,UNMILLED	760	66	42	728 OTH.MACH.PTS,SPCL INDUST	11 833	10 928	6 763
047 OTHER,CEREAL MEAL,FLOURS	18 031	337	194	731 METAL REMOVAL WORK TOOLS	189	609	386
048 CEREAL PREPARATIONS	26 408	4 958	3 083	733 MACH-TOOLS,METAL-WORKING	506	1 260	814
054 VEGETABLES	6 997	1 165	712	735 PARTS,NES,FOR MACH-TOOLS	27	140	86
056 VEGETABLES,PRPD,PRSD,NES	3 557	744	455	737 METALWORKING MACHNY NES	162	322	207
057 FRUIT,NUTS EXCL.OIL NUTS	32 207	4 407	2 729	741 HEATING,COOLNG EQUIP,PART	1 638	4 609	2 920
058 FRUIT,PRESERVED,PREPARED	7 870	3 896	2 424	742 PUMPS FOR LIQUIDS,PARTS	468	1 645	1 027
059 FRUIT,VEGETABLE JUICES	69 693	5 453	3 319	743 PUMPS NES,CENTRIFUGS ETC	723	1 912	1 251
061 SUGARS,MOLASSES,HONEY	37 126	1 944	1 131	744 MECHANICAL HANDLING EQUIP	10 746	7 414	4 638
062 SUGAR CONFECTIONERY	2 317	1 332	808	745 OTH.NONELEC MCH,TOOL,NES	770	3 732	2 325
071 COFFEE,COFFEE SUBSTITUTE	2 825	3 243	2 044	746 BALL OR ROLLER BEARINGS	36	219	129
073 CHOCOLATE,OTH.COCOA PREP	10 265	4 958	3 105	747 TAPS,COCKS,VALVES,ETC.	1 521	2 417	1 534
074 TEA AND MATE	72	112	74	748 TRANSMISSIONS SHAFTS ETC	74	310	191
075 SPICES	85	74	44	749 NON-ELECT MACH.PARTS,ETC	389	1 610	979
081 ANIMAL FEED STUFF	5 482	1 140	710	751 OFFICE MACHINES	286	3 748	2 394
091 MARGARINE AND SHORTENING	6 134	835	505	752 AUTOMATC.DATA PROC.EQUIP	815	4 936	3 086
098 EDIBLE PROD.PREPRTNS,NES	11 555	4 370	2 645	759 PARTS,FOR OFFICE MACHINS	89	852	528
111 NON-ALCOHOL. BEVERAGE,NES	46 955	3 891	2 409	761 TELEVISION RECEIVERS ETC	186	809	513
112 ALCOHOLIC BEVERAGES	182 626	29 607	18 593	762 RADIO-BROADCAST RECEIVER	62	249	156
122 TOBACCO, MANUFACTURED	2 493	4 511	2 885	763 SOUND RECORDER,PHONOGRPH	20	403	249
222 OILSEED(SF.FIX VEG.OIL)	1 470	224	144	764 TELECOMM.EQUIP.PARTS NES	2 767	4 855	3 007
223 OILSEED(OTH.FIX.VEG.OIL)	425	164	104	771 ELECT POWER MACHNY.PARTS	424	1 166	738
232 SYNTHETIC RUBBER, ETC.	131	70	43	772 ELEC.SWITCH.RELAY.CIRCUIT	1 227	6 721	4 281
248 WOOD, SIMPLY WORKED	589	99	62	773 ELECTR DISTRIB. EQPT NES	733	707	440
266 SYNTHETIC FIBRES	56	108	71	774 ELECTRO-MEDCL.XRAY EQUIP	226	1 177	733
268 WOOL, OTHER ANIMAL HAIR	271	216	133	775 DOM.ELEC.NON-ELEC.EQUIPT	1 744	3 268	2 055
269 WORN CLOTHING,TEXTL.ARTL	7 063	1 163	719	776 TRANSISTORS,VALVES,ETC.	5	628	383
273 STONE, SAND AND GRAVEL	1 411	52	33	778 ELECTRIC.MACH.APPART.NES	3 553	6 841	4 265
278 OTHER CRUDE MINERALS	8 157	53	31	781 PASS.MOTOR VEHCLS.EX.BUS	61 312	62 060	38 515
291 CRUDE ANIMAL MATERLS.NES	458	405	254	782 GOODS,SPCL TRANSPORT VEH	19 114	8 208	5 105
292 CRUDE VEG.MATERIALS, NES	1 020	829	506	783 ROAD MOTOR VEHICLES NES	11 640	7 017	4 328
334 PETROLEUM PRODUCTS	7 923	1 251	774	784 PARTS,TRACTORS,MOTOR VEH	3 589	11 430	7 061
421 FIXED VEG.FAT,OILS, SOFT	32 994	4 940	3 114	785 CYCLES,MOTORCYCLES.ETC.	61	97	60
422 FIXED VEG.FAT,OILS,OTHER	831	73	44	778 TRAILERS,SEMI-TRAILR,ETC	12 550	4 499	2 815
512 ALCOHOL,PHENOL,ETC.DERIV	13 236	2 316	1 367	811 PREFABRICATED BUILDINGS	752	529	331
513 CARBOXYLIC ACIDS,DERIVTS	182	239	150	812 PLUMBNG,SANITRY,EQPT.ETC	3 102	4 362	2 753
514 NITROGEN-FUNCT.COMPOUNDS	2 924	1 211	708	813 LIGHTNG FIXTURES.ETC.NES	500	1 550	971
515 ORGANIC-INORGANIC CPMPDS	558	556	330	821 FURNITURE,CUSHIONS,ETC.	9 049	7 273	4 540
522 INORGANIC CHEM.ELEMENTS	805	199	123	831 TRUNK,SUIT-CASES,BAG,ETC	141	600	367
531 SYNTH.COLOURS,LAKES,ETC.	513	577	355	841 MENS,BOYS CLOTHNG,X-KNIT	305	2 333	1 461
533 PIGMENTS, PAINTS, ETC.	8 446	2 648	1 657	842 WOMEN,GIRL CLOTHNG,XKNIT	151	2 139	1 330
541 MEDICINES,ETC.EXC.GRP542	319	2 617	1 613	843 MENS,BOYS CLOTHING,KNIT	30	254	159
542 MEDICAMENTS	1 250	5 519	3 486	844 WOMEN,GIRLS CLOTHING,KNIT	779	3 616	2 244
551 ESSNTL.OIL,PERFUME,FLAVR	67	239	146	845 OTHR.TEXTILE APPAREL,NES	407	3 112	1 942
553 PERFUMERY,COSMETICS,ETC.	15 142	11 914	7 439	846 CLOTHING ACCESSRS,FABRIC	1 718	3 138	1 923
554 SOAP,CLEANERS,POLISH,ETC	5 307	1 919	1 187	848 CLOTHNG,NONTXTL;HEADGEAR	357	1 135	699
572 POLYMERS OF STYRENE	754	141	91	851 FOOTWEAR	3 365	7 995	4 906
573 POLYMERS,VINYL CHLORIDE	610	100	64	871 OPTICAL INSTRUMENTS,NES	6	345	215
574 POLYACETAL,POLYCARBONATE	2 317	100	64	872 MEDICAL INSTRUMENTS NES	386	3 229	2 022
575 OTH.PLASTIC,PRIMARY FORM	2 445	1 005	615	873 METERS,COUNTERS,NES	15	102	63
581 PLASTIC TUBE,PIPE,HOSE	783	1 353	845	874 MEASURE,CONTROL INSTRMNT	306	3 959	2 454
582 PLASTIC PLATE,SHEETS,ETC	2 299	1 633	815	881 PHOTOGRAPH APPAR.ETC.NES	177	2 008	1 251
583 MONOFILAMENT OF PLASTICS	681	464	296	882 PHOTO.CINEMATOGRPH.SUPPL	657	1 847	1 133
591 INSECTICIDES, ETC.	1 164	1 172	703	884 OPTICAL GOODS NES	5	599	365
592 STARCHES,INULIN,ETC.	903	405	253	885 WATCHES AND CLOCKS	25	1 551	980
593 EXPLOSIVES,PYROTECHNICS	333	214	134	891 ARMS AND AMMUNITION	544	1 878	1 169
597 PREPRD ADDITIVES,LIQUIDS	2 516	1 061	663	892 PRINTED MATTER	4 594	3 427	2 146
598 MISC.CHEMICAL PRDTS.NES	7 200	1 979	1 227	893 ARTICLES,NES,OF PLASTICS	8 928	5 909	3 716
600 CPL IND PLANT CHAP 69-76	1 225	1 249	802	894 BABY CARRIAGE,TOYS,GAMES	1 384	2 527	1 581
611 LEATHER	176	1 029	633	895 OFFICE,STATIONERY SUPPLS	361	1 378	843
621 MATERIALS OF RUBBER	58	76	43	896 WORKS OF ART,ANTIQUE ETC	10	580	360
625 RUBBER TYRES,TUBES,ETC.	2 111	1 071	674	897 GOLD,SILVERWARE,JEWEL NES	2	1 511	2 408
629 ARTICLES OF RUBBER, NES	241	683	417	898 MUSICAL INSTRUMENTS,ETC.	2 097	2 604	1 611
634 VENEERS, PLYWOOD, ETC.	12 312	980	616	899 MISC MANUFCTRD GOODS NES	880	3 172	1 976
635 WOOD MANUFACTURES, NES	555	636	388	941 COMPL IND PLANT CHAPT 99	286	1 167	740
641 PAPER AND PAPERBOARD	8 241	5 169	3 243	971 GOLD,NONMONTY EXCL ORES		933	538

7 IMPORTS AND EXPORTS (SPECIAL TRADE) BY COUNTRIES OF PRODUCTION AND CONSUMPTION AND BY GROUPS OF THE SITC-REV. III 1994

GROUP DESCRIPTION	DT = 100 KG	1 000 DM	1 000 \$	GROUP DESCRIPTION	DT = 100 KG	1 000 DM	1 000 \$
LITHUANIA				784 PARTS,TRACTORS,MOTOR VEH	261	90	56
IMPORTS	8 133 102	418 749	261 003	785 CYCLES,MOTORCYCLES ETC.	16 516	11 155	6 820
001 LIVE ANIMALS	6 917	8 907	504	786 TRAILERS,SEMI-TRAILR,ETC	1 411	123	75
022 MILK AND CREAM	31 020	4 814	3 175	793 SHIP,BOAT,FLOAT.STRUCTRS	20 849	790	505
024 CHEESE AND CURD	422	127	74	811 PREFABRICATED BUILDINGS	11 271	914	567
034 FISH,FRESH,CHILLED,FROZN	4 454	737	449	813 LIGHTNG FIXTURES ETC.NES	537	167	103
037 FISH ETC.PRPD,PRSD,NES	8 371	1 729	1 084	821 FURNITURE,CUSHIONS,ETC.	25 053	4 011	2 472
054 VEGETABLES	9 375	11 006	7 047	831 TRUNK,SUIT-CASES,BAG,ETC	458	186	113
056 VEGETABLES,PRPD,PRSD,NES	1 337	283	172	841 MENS,BOYS CLOTHING,X-KNIT	13 540	43 926	27 475
057 FRUIT,NUTS EXCL.OIL NUTS	10 096	3 000	1 927	842 WOMEN,GIRL CLOTHING,XKNIT	9 887	39 694	24 434
058 FRUIT,PRESERVED,PREPARED	11 367	2 575	1 650	843 MENS,BOYS CLOTHING,KNIT	640	1 030	649
059 FRUIT,VEGETABLE JUICES	37 639	3 892	2 354	844 WOMEN,GIRLS CLOTHING,KNIT	888	2 802	1 729
075 SPICES	1 423	346	219	845 OTHR.TEXTILE APPAREL,NES	2 799	8 124	5 098
081 ANIMAL FEED STUFF	4 896	126	81	846 CLOTHING ACCESSRS,FABRIC	5 595	6 891	4 237
112 ALCOHOLIC BEVERAGES	538	243	144	848 CLOTHING,NONXTL;HEADGEAR	80	254	160
211 HIDES,SKINS(EX.FURS),RAW	25 752	5 593	3 443	851 FOOTWEAR	3 439	5 195	3 227
212 FURSKINS,RAW	19	280	176	871 OPTICAL INSTRUMENTS,NES	13	108	69
222 OILSEED(SFT.FIX VEG.OIL)	60 409	2 486	1 610	873 METERS,COUNTERS,NES	12	52	32
247 WOOD ROUGH,ROUGH SQUARED	8 057	175	103	874 MEASURE,CONTROL INSTRMNT	56	226	138
248 WOOD, SIMPLY WORKED	853 633	24 451	15 302	881 PHOTOGRAPH APPAR.ETC.NES	10	112	72
263 COTTON	6 344	903	539	884 OPTICAL GOODS NES	44	117	75
265 VEGETABLE TEXTILE FIBRES	2 423	361	218	885 WATCHES AND CLOCKS	29	75	47
267 OTHER MAN-MADE FIBRES	255	64	40	892 PRINTED MATTER	44	80	48
268 WOOL, OTHER ANIMAL HAIR	745	270	172	893 ARTICLES,NES,OF PLASTICS	391	298	184
273 STONE, SAND AND GRAVEL	542 778	967	599	894 BABY CARRIAGE,TOYS,GAMES	2 553	1 138	709
278 OTHER CRUDE MINERALS	2 510 632	5 054	3 146	896 WORKS OF ART,ANTIQUE ETC	20	822	490
282 FERROUS WASTE AND SCRAP	647 789	12 226	7 535	897 GOLD,SILVERWARE,JEWL NES	711	67	42
288 NON-FERROUS WASTE,SCRAP	117 130	42 131	26 770	899 MISC MANUFCTD GOODS NES	6	562	350
289 PREC.METAL ORES,CONCRTS	254	6 609	4 162	961 COIN NONGOLD NONCURRENT	18	138	89
291 CRUDE ANIMAL MATERLS,NES	5 900	861	538	971 GOLD,NONMONTY EXCL DRES	18	329	207
322 BRIQUETTES,LIGNITE,PEAT	392 681	4 605	2 798	EXPORTS	1 570 071	784 479	483 963
334 PETROLEUM PRODUCTS	50 119	772	455	001 LIVE ANIMALS	132	117	69
335 RESIDUAL PETROL. PRODUCTS	3 516	68	40	011 BOVINE MEAT	294	94	57
515 ORGANO-INORGANIC COMPNDS	1 264	446	267	012 OTHER MEAT, MEAT OFFAL	9 226	1 339	810
516 OTHER ORGANIC CHEMICALS	19	864	536	016 MEAT,ED.OFFL,DRY,SLT,SMK	839	212	128
522 INORGANIC CHEM.ELEMENTS	877	717	414	017 MEAT,OFFL,PRPD,PRSD,NES	5 354	1 271	782
523 METAL.SALTS,INORGAN.ACID	6 147	471	290	022 MILK AND CREAM	22 164	4 338	2 668
524 OTHER CHEMICAL COMPOUNDS	2 569	251	145	024 CHEESE AND CURD	2 551	1 210	734
541 MEDICINES,ETC.EXC.GRP542	192	403	246	034 FISH,FRESH,CHILLED,FROZN	7 110	52	31
551 ESSNTL.OIL,PERFUME,FLAVR	713	51	34	037 FISH ETC.PRPD,PRSD,NES	7 110	1 695	1 055
562 FERTILIZER,EXCEPT GRP272	2 096 004	43 156	26 652	043 BARLEY, UNMILLED	720	66	39
571 POLYMERS OF ETHYLENE	7 077	692	434	044 MAIZE UNMILLED	165	58	34
575 OTH.PLASTIC,PRIMARY FORM	624	88	54	048 CEREAL PREPARATIONS	7 311	2 410	1 472
582 PLASTIC PLATE,SHEETS,ETC	61	56	36	054 VEGETABLES	13 217	1 966	1 191
592 STARCHES,INULIN,ETC.	21 700	8 541	5 346	056 VEGETABLES,PRPD,PRSD,NES	4 588	961	587
598 MISC.CHEMICAL PRDTS,NES	1 637	176	108	057 FRUIT,NUTS EXCL.OIL NUTS	26 834	4 456	2 784
611 LEATHER	8 250	3 454	2 179	058 FRUIT,PRESERVED,PREPARED	10 441	4 321	2 688
634 VENEERS, PLYWOOD, ETC.	102 160	4 020	2 494	059 FRUIT,VEGETABLE JUICES	88 751	6 922	4 193
635 WOOD MANUFACTURES, NES	47 449	2 235	1 384	061 SUGARS,MOLASSES,HONEY	9 003	518	317
641 PAPER AND PAPERBOARD	2 234	144	91	062 SUGAR CONFECTIONERY	3 974	2 479	1 543
642 PAPER,PAPERBOARD,CUT ETC	23 703	3 464	2 148	071 COFFEE,COFFEE SUBSTITUTE	4 595	3 421	2 144
651 TEXTILE YARN	6 039	3 868	2 430	072 COCOA	497	80	48
652 COTTON FABRICS, WOVEN	4 050	3 003	1 856	073 CHOCOLATE,OTH.COCOA PREP	8 848	5 723	3 530
653 FABRICS,MAN-MADE FIBRES	779	962	607	074 TEA AND MATE	1 498	1 486	904
654 OTH.TEXTILE FABRIC,WOVEN	1 903	3 157	1 955	075 SPICES	897	628	385
655 KNIT.CROCHET.FABRIC NES	65	57	36	081 ANIMAL FEED STUFF	47 770	3 977	2 491
657 SPECIAL YARN,TXTL.FABRIC	276	99	60	091 MARGARINE AND SHORTENING	20 523	2 454	1 490
658 TEXTILE ARTICLES NES	4 481	4 783	3 028	098 EDIBLE PROD.PREPRTNS,NES	14 175	5 414	3 278
661 LIME,CEMENT,CONSTR.MATRL	1 396	136	89	111 NON-ALCOHOL.BEVERAGE,NES	73 066	5 822	3 617
663 MINERAL MANUFACTURES,NES	1 819	125	82	112 ALCOHOLIC BEVERAGES	415 487	64 176	39 207
664 GLASS	224	120	76	122 TOBACCO, MANUFACTURED	24 175	48 839	30 352
665 GLASSWARE	782	301	186	212 FURSKINS, RAW.	4	192	112
666 POTTERY	840	282	183	222 OILSEED(SFT.FIX VEG.OIL)	893	379	234
671 PIG IRON, SPIEGELEISN,ETC	2 897	380	240	223 OILSEED(OTH.FIX.VEG.OIL)	308	106	65
676 IRON,STL.BAR,SHAPES,ETC	6 634	411	261	232 SYNTHETIC RUBBER, ETC.	375	128	78
677 RAILWAY TRACK IRON,STEEL	8 850	632	387	248 WOOD, SIMPLY WORKED	1 024	318	191
678 WIRE OF IRON OR STEEL	28 819	1 466	905	266 SYNTHETIC FIBRES	134	105	67
679 TUBES,PIPES,ETC. IRON,STL	6 039	223	133	267 OTHER MAN-MADE FIBRES	303	101	65
682 COPPER	51 481	15 973	10 086	268 WOOL, OTHER ANIMAL HAIR	2 261	2 050	1 272
683 NICKEL	11 207	10 347	6 302	269 WORN CLOTHING,TEXTL.ARTL	11 913	1 074	680
684 ALUMINIUM	6 205	1 253	778	273 STONE, SAND AND GRAVEL	1 951	97	60
686 ZINC	5 557	813	514	278 OTHER CRUDE MINERALS	10 253	73	46
687 TIN	105	67	43	291 CRUDE ANIMAL MATERLS,NES	1 560	806	486
689 MISC.NON-FERR.BASE METAL	1 320	2 183	1 368	292 CRUDE VEG.MATERIALS, NES	979	2 681	1 624
691 METALLIC STRUCTURES NES	1 466	243	150	334 PETROLEUM PRODUCTS	17 955	2 793	1 725
692 CONTAINERS,STORAGE,TRNSP	5 194	731	453	335 RESIDUAL PETROL.PRODUCTS	1 096	155	97
694 NAILS,SCREWS,NUTS,ETC.	31 057	1 785	1 119	411 ANIMAL OILS AND FATS	6 721	984	597
695 TOOLS	73	417	260	421 FIXED VEG.FAT,OILS,SOFT	69 388	10 079	6 269
697 HOUSEHOLD EQUIPMENT,NES	233	102	60	422 FIXED VEG.FAT,OILS,OTHER	554	59	32
699 MANUFACTS.BASE METAL,NES	98 030	7 336	4 542	431 ANIMAL,VEG.FATS,OILS,NES	1 317	189	120
711 STEAM GENER. BOILERS,ETC.	227	168	107	512 ALCOHOL,PHENOL,ETC.DERIV	21 591	3 597	2 262
713 INTRNL COMBUS PSTN ENGIN	233	100	62	513 CARBOXYLIC ACIDS,DERIVTS	1 590	391	234
716 ROTATING ELECTRIC PLANT	758	95	58	514 NITROGEN-FUNCT.COMPOUNDS	339	125	79
718 OTH.POWR,GENRTNG,MACHNRY	87	51	30	515 ORGANO-INORGANIC COMPNDS	87	171	100
721 AGRIC.MACHINES,EX.TRACTR	95	53	34	516 OTHER ORGANIC CHEMICALS	24	55	32
722 TRACTORS	5 266	1 278	786	522 INORGANIC CHEM.ELEMENTS	933	270	170
724 TEXTILE,LEATHER MACHINES	55	90	56	523 METAL.SALTS,INORGAN.ACID	1 628	214	129
726 PRINTNG,BOOKBINDNG MACHS	6	228	142	531 SYNTH.COLOURS,LAKE,ETC.	2 095	2 900	1 797
728 OTH.MACH,PTS,SPCL INDUST	1 994	245	155	532 DYEING,TANNING MATERIALS	910	183	115
731 METAL REMOVAL WORK TOOLS	153	135	83	533 PIGMENTS,PAINTS, ETC.	22 259	6 352	3 948
735 PARTS,NES,FOR MACH-TOOLS	23	53	32	541 MEDICINES,ETC.EXC.GRP542	344	3 134	1 937
741 HEATNG,COOLNG EQUIP,PART	127	74	46	542 MEDICAMENTS	2 266	8 013	4 960
743 PUMPS NES,CENTRIFUGS ETC	227	166	106	551 ESSNTL.OIL,PERFUME,FLAVR	93	88	54
744 MECHANICAL HANDLING EQUIP	764	106	67	553 PERFUMERY,COSMETICS,ETC.	18 643	14 632	9 178
745 OTH.NONELEC MCH,TOOL,NES	158	106	65	554 SOAP,CLEANERS,POLISH,ETC	18 717	3 511	2 133
746 BALL OR ROLLER BEARINGS	73	285	182	572 POLYMERS OF STYRENE	810	240	153
748 TRANSMISSIONS SHAFTS ETC	1 025	212	129	573 POLYMERS,VINYL CHLORIDE	3 254	691	439
749 NON-ELECT MACH.PARTS,ETC	37	136	89	574 POLYACETAL,POLYCARBONATE	7 703	2 458	1 517
764 TELECOMM.EQUIP.PARTS NES	640	229	144	575 OTH.PLASTIC,PRIMARY FORM	2 914	1 089	685
772 ELEC.SWITCH.RELAY.CIRCUIT	97	133	83	579 PLASTIC WASTE,SCRAP ETC	148	60	38
773 ELECTR.DISTRIB.EQPT NES	76	313	202	581 PLASTIC TUBE,PIPE,HOSE	1 327	1 886	1 168
775 DOM.ELEC,NON-ELEC.EQUIPT	20 274	7 267	4 608	582 PLASTIC PLATE,SHEETS,ETC	6 724	4 597	2 864
776 TRANSISTORS,VALVES,ETC.	2 788	2 172	1 288	583 MONOFILAMENT OF PLASTICS	2 096	1 271	806
778 ELECTRIC.MACH.APPART,NES	236	251	158	591 INSECTICIDES, ETC.	303	395	243
781 PASS.MOTOR VEHCLS.EX.BUS	249	202	122	592 STARCHES,INULIN,ETC.	4 425	1 067	658
782 GOODS,SPCL TRANSPORT VEH	206	129	78	593 EXPLOSIVES,PYROTECHNICS	426	288	183

7 IMPORTS AND EXPORTS (SPECIAL TRADE) BY COUNTRIES OF PRODUCTION AND CONSUMPTION AND BY GROUPS OF THE SITC-REV. III 1994

GROUP DESCRIPTION	DT = 100 KG	1 000 DM	1 000 \$	GROUP DESCRIPTION	DT = 100 KG	1 000 DM	1 000 \$
574 POLYACETAL,POLYCARBONATE	52 371	10 304	6 291	786 TRAILERS,SEMI-TRAILR,ETC	441 113	80 530	49 880
575 OTH.PLASTIC,PRIMARY FORM	110 689	12 802	8 110	791 RAILWAY VEHICLES,EQUIPNT	58 803	15 248	9 575
579 PLASTIC WASTE, SCRAP ETC	13 544	1 579	972	792 AIRCRAFT, ASSOCTD. EQUIPNT	339	2 302	1 463
581 PLASTIC TUBE,PIPE,HOSE	5 308	2 739	1 717	793 SHIP,BOAT,FLOAT. STRUCTRS	297 720	57 555	36 932
582 PLASTIC PLATE,SHEETS,ETC	20 083	5 340	3 331	811 PREFABRICATED BUILDINGS	225 096	33 906	21 050
583 MONOFILAMENT OF PLASTICS	691	285	179	812 PLUMBING,SANITRY,EQPT.ETC	7 908	2 343	1 455
591 INSECTICIDES, ETC.	2 287	1 412	872	813 LIGHTING FIXTURES ETC.NES	70 946	39 919	24 713
592 STARCHES,INULIN,ETC.	57 308	20 146	12 568	821 FURNITURE,CUSHIONS,ETC.	3 296 225	991 864	613 357
593 EXPLOSIVES,PYROTECHNICS	16 681	3 322	2 083	831 TRUNK,SUIT-CASES,BAG,ETC	12 059	19 472	12 075
598 MISC.CHEMICAL PRDCTS.NES	105 069	6 461	3 886	841 MENS,BOYS CLOTHNG,X-KNIT	131 551	650 379	402 996
611 LEATHER	37 110	51 014	31 623	842 WOMEN,GIRL CLOTHNG,XKNIT	143 013	964 329	595 619
612 MANUFACT. LEATHER ETC.NES	1 114	2 739	1 717	843 MENS,BOYS CLOTHNG,KNIT	7 191	21 930	13 571
613 FURSKINS,TANNED,DRESSED	6 494	4 997	3 101	844 WOMEN,GIRLS CLOTHNG,KNIT	16 521	69 570	43 240
621 MATERIALS OF RUBBER	44 665	11 505	7 136	845 OTHR. TEXTILE APPAREL,NES	45 641	193 350	120 320
625 RUBBER TYRES,TUBES,ETC.	96 014	29 673	18 438	846 CLOTHING ACCESSRS,FABRIC	5 873	15 101	9 310
629 ARTICLES OF RUBBER, NES	44 204	15 093	9 360	848 CLOTHNG,NONXTL;HEADGEAR	6 147	24 949	15 463
633 CORK MANUFACTURES	139	59	37	851 FOOTWEAR	51 906	119 739	74 527
634 VENEERS,PLYWOOD, ETC.	1 306 713	78 482	48 686	871 OPTICAL INSTRUMENTS,NES	1 178	1 055	650
635 WOOD MANUFACTURES, NES	6 401 248	362 007	224 275	872 MEDICAL INSTRUMENTS,NES	5 826	9 279	5 732
641 PAPER AND PAPERBOARD	788 159	53 371	33 339	873 METERS,COUNTERS,NES	2 053	4 503	2 776
642 PAPER,PAPERBOARD,CUT ETC	371 221	39 768	24 620	874 MEASURE,CONTROL INSTRMNT	5 888	27 350	16 917
651 TEXTILE YARN	27 883	26 895	17 889	881 PHOTOGRAPH APPAR.ETC.NES	27	120	67
652 COTTON FABRICS, WOVEN	12 420	14 870	9 066	882 PHOTD.CINEMATOGRPH.SUPPL	180	306	194
653 FABRICS,MAN-MADE FIBRES	1 344	3 477	2 146	883 CINE.FILM EXPOSD.DEVELOPD	3	68	41
654 OTH. TEXTILE FABRIC,WOVEN	6 657	12 807	7 929	884 OPTICAL GOODS NES	47	822	510
655 KNIT.CROCHET.FABRIC NES	4 033	10 280	6 327	885 WATCHES AND CLOCKS	678	1 725	1 062
656 TULLE,LACE,EMBROIDRY.ETC	758	2 160	1 351	891 ARMS AND AMMUNITION	599	1 153	716
657 SPECIAL YARN,XTL.FABRIC	29 478	9 563	5 924	892 PRINTED MATTER	22 350	8 280	5 112
658 TEXTILE ARTICLES NES	116 432	141 472	87 586	893 ARTICLES,NES,OF PLASTICS	207 787	84 202	52 100
659 FLOOR COVERINGS, ETC.	1 196	825	515	894 BABY CARRIAGE,TOYS,GAMES	49 282	41 530	25 958
661 LIME,CEMENT,CONSTR.MATRL	44 555 702	305 476	190 627	895 OFFICE,STATIONERY SUPPLS	5 167	8 708	5 382
662 CLAY,REFRCT.CONSTR.MATRL	395 283	9 867	6 227	896 WORKS OF ART,ANTIQUE ETC	2 604	6 001	3 751
663 MINERAL MANUFACTURES,NES	2 888 149	52 605	32 767	897 GOLD,SILVERWARE,JEWEL NES	101	2 817	1 746
664 GLASS	337 726	23 045	14 272	898 MUSICAL INSTRUMENTS,ETC.	4 457	6 476	4 018
665 GLASSWARE	546 901	54 210	33 470	899 MISC MANUFCTRD GOODS NES	119 084	44 095	27 140
666 POTTERY	43 666	16 863	10 424	971 GOLD,NONMONTRY EXCL ORES	4	5 377	3 394
667 PEARLS,PRECIOUS STONES				EXPORTS	29 501 684	10 352 550	6 418 862
671 PIG IRON,SPIEGELEISN,ETC	370 652	12 495	7 823	001 LIVE ANIMALS	7 596	7 943	4 948
672 INGOTS ETC. IRON OR STEEL	1 088 143	36 063	23 199	011 BOVINE MEAT	109 397	19 221	11 715
673 FLAT-ROLLED IRON ETC.	2 441 299	129 022	79 660	012 OTHER MEAT, MEAT OFFAL	25 595	4 403	2 639
674 FLAT-ROLLED PLATED IRON	301 930	23 837	14 846	017 MEAT,OFFL.PRPD,PRSD,NES	1 986	1 132	702
675 FLAT-ROLLED, ALLLOY STEEL	29 663	6 369	3 891	022 MILK AND CREAM	73 833	13 997	8 590
676 IRON,STL.BAR,SHAPES ETC.	3 680 332	197 306	122 334	023 BUTTER,OTHER FAT OF MILK	222	59	34
677 RAILWAY TRACK IRON,STEEL	704 760	52 013	32 623	024 CHEESE AND CURD	55 236	27 685	17 097
678 WIRE OF IRON OR STEEL	65 495	4 293	2 670	025 EGGS,BIRDS,YOLKS,ALBUMIN	17 136	3 375	2 102
679 TUBES,PIPES,ETC. IRON,STL	815 405	80 662	50 099	026 FISH,FRESH,CHILLED,FROZN	81 278	10 631	6 450
681 SILVER,PLATINUM,ETC.	2 443	66 407	41 818	035 FISH,DRIED,SALTED,SMOKED	1 449	320	198
682 COPPER	1 201 353	427 052	264 755	036 CRUSTACEANS,MOLLUSCS ETC	24 538	9 426	5 907
683 NICKEL	492	534	340	037 FISH ETC.PRPD,PRSD,NES	64 942	12 033	7 374
684 ALUMINIUM	164 478	43 336	27 015	041 WHEAT, MESLIN, UNMILLED	829 239	17 082	9 990
685 LEAD	79 098	6 540	4 055	042 RICE	70 353	4 778	3 012
686 ZINC	271 302	46 206	28 545	043 BARLEY, UNMILLED	317 727	3 652	2 240
687 TIN	110	79	47	044 MAIZE UNMILLED	385 551	8 067	4 964
689 MISC.NON-FERR.BASE METAL	2 227	1 342	844	046 MEAL,FLOUR OF WHEAT,MSLN	155 212	4 564	2 744
691 METALLIC STRUCTURES NES	1 357 443	223 494	139 058	047 OTHER CEREAL MEAL,FLOURS	180 838	3 847	2 384
692 CONTAINERS,STORAGE,TRNSP	153 673	33 645	20 711	048 CEREAL PREPARATIONS	101 609	14 844	9 227
693 WIRE PRODUCTS EXCL.ELECT	207 699	17 981	11 266	054 VEGETABLES	94 182	11 332	6 886
694 NAILS,SCREWS,NUTS,ETC.	309 067	43 604	27 089	056 VEGETABLES,PRPD,PRSD,NES	85 058	14 960	9 171
695 TOOL	23 767	14 912	9 270	057 FRUIT,NUTS EXCL.OIL NUTS	248 379	30 827	18 892
696 CUTLERY	395	727	440	058 FRUIT,PRESERVED,PREPARED	31 006	8 048	4 990
697 HOUSEHOLD EQUIPMENT,NES	97 042	42 579	26 285	059 FRUIT,VEGETABLE JUICES	23 177	5 080	3 095
699 MANUFACTS.BASE METAL NES	1 035 096	203 081	126 031	061 SUGARS,MOLASSES,HONEY	56 841	4 242	2 670
711 STEAM GENER. BOILERS,ETC.	25 198	7 368	4 555	062 SUGAR CONFECTIONERY	55 757	29 229	18 042
712 STEAM TURBINES	6 798	7 133	4 427	071 COFFEE,COFFEE SUBSTITUTE	96 414	63 088	38 924
713 INTRNL COMBUS PSTN ENGIN	82 954	56 917	34 661	072 COCOA	41 255	6 012	3 747
714 ENGINES,MOTORS NON-ELECT	1 842	1 751	1 105	073 CHOCOLATE,OTH.COCOA PREP	58 245	29 014	17 954
716 ROTATING ELECTRIC PLANT	24 836	14 148	8 748	074 TEA AND MATE	861	909	578
718 OTH.POWR.MCHRTNG.MACHNRY	8 532	5 566	3 409	075 SPICES	8 492	5 745	3 548
721 AGRIC.MACHINES,EX.TRACTR	80 863	19 211	11 819	081 ANIMAL FEED STUFF	3 548 628	163 791	101 425
722 TRACTORS	10 336	3 594	2 214	091 MARGARINE AND SHORTENING	102 848	13 749	8 623
723 CIVIL ENGINEERING EQUIPT	127 494	32 961	20 436	098 EDIBLE PRD.PREPRNS,NES	129 684	60 708	37 436
724 TEXTILE,LEATHER MACHINES	35 573	18 163	11 281	111 NON-ALCOHOL.BEVERAGES,NES	28 294	2 380	1 479
725 PAPER,PULP MILL MACHINES	3 453	1 930	1 217	112 ALCOHOLIC BEVERAGES	23 011	5 021	3 103
726 PRINTNG,BOOKBINDNG MACHS	3 055	1 878	1 147	121 TOBACCO, UNMANUFACTURED	31 374	18 427	11 314
727 FOOD-PROCESS.MCH.NON DOM	4 419	5 990	3 733	122 TOBACCO, MANUFACTURED	12 940	9 212	5 767
728 OTH.MACH.PTS,SPCL INDUST	152 702	40 607	25 033	211 HIDES,SKINS(EX.FURS),RAW	117 875	29 851	18 580
731 METAL REMOVAL WORK TOOLS	5 625	5 681	3 420	212 FURSKINS, RAW	559	7 636	4 686
733 MACH-TOOLS,METAL-WORKING	6 340	4 635	2 912	222 OILSEED(SFT.FIX VEG.OIL)	18 624	2 913	1 767
735 PARTS,NES.FOR MACH-TOOLS	25 070	11 840	7 287	223 OILSEED(OTH.FIX.VEG.OIL)	1 640	4 406	2 242
737 METALWORKING MACHNRY NES	17 639	5 463	3 370	231 NATURAL RUBBER, ETC.	8 475	1 870	1 168
741 HEATING,COOLNG EQIP,PART	36 581	13 784	8 532	232 SYNTHETIC RUBBER, ETC.	114 008	19 162	11 846
742 PUMPS FOR LIQUIDS,PARTS	9 383	4 399	2 707	246 WOOD IN CHIPS, PARTICLES	61 328	569	353
743 PUMPS NES,CENTRIFUGS ETC	64 899	17 957	11 167	247 WOOD ROUGH,ROUGH SQUARED	75 391	1 435	914
744 MECHANICAL HANDLING EQIP	137 380	35 695	22 291	248 WOOD, SIMPLY WORKED	64 117	11 442	7 072
745 OTH.NONELEC MCH,TOOL,NES	11 200	6 958	4 298	251 PULP AND WASTE PAPER	272 759	6 882	4 300
746 BALL OR ROLLER BEARINGS	25 453	18 171	11 320	253 COTTON	9 677	2 444	1 491
747 TAPS,COCKS,VALVES,ETC.	23 472	19 621	12 186	255 VEGETABLE TEXTILE FIBRES	712	241	151
748 TRANSMISSIONS SHAFTS ETC	38 130	15 320	9 511	256 SYNTHETIC FIBRES	16 246	5 388	3 357
749 NON-ELECT MACH.PARTS,ETC	19 093	13 226	8 211	257 OTHER MAN-MADE FIBRES	30 257	18 123	11 017
751 OFFICE MACHINES	519	763	457	258 WOOL, OTHER ANIMAL HAIR	39 389	12 492	17 636
752 AUTOMATC.DATA PROC.EQUIP	111	1 398	864	269 WORN CLOTHING,TEXTL.ARTL	328 310	26 314	16 348
759 PARTS,FOR OFFICE MACHINS	3 735	4 279	2 707	272 FERTILIZERS, CRUDE	1 332	1 105	62
761 TELEVISION RECEIVERS ETC	1 714	3 830	2 460	273 STONE, SAND AND GRAVEL	235 405	4 609	2 861
762 RADIO-BROADCAST RECEIVER	665	1 222	752	274 SULPHUR,UNRSTD.IRON PYRS	151 422	340	211
763 SOUND RECORDER,PHONOGRPH	857	1 390	856	277 NATURAL ABRASIVES, NES	6 493	1 096	676
764 TELECOMM.EQUIP,PARTS NES	28 960	45 690	28 463	278 OTHER CRUDE MINERALS	558 768	10 636	6 621
771 ELECT POWER MACHNY.PARTS	19 293	24 596	15 376	282 FERROUS WASTE AND SCRAP	5 320	120	71
772 ELEC.SWITCH.RELAY.CIRCUIT	49 585	92 938	57 538	283 COPPER ORES,CONCENTRATES	483	54	32
773 ELECTR.DISTRIBT.EQPT NES	314 462	149 147	92 205	285 ALUMINIUM ORE,CONCTR.ETC	35 320	2 985	1 867
774 ELECTRO-MEDCL.XRAY EQUIP	15	446	273	287 ORE,CONCENTR.BASE METALS	146 842	1 651	987
775 DOM.ELEC.NON-ELEC.EQUIPT	92 524	64 203	39 827	288 NON-FERROUS WASTE,SCRAP	3 777	636	397
776 TRANSISTORS,VALVES,ETC.	34 143	36 295	22 355	291 CRUDE ANIMAL MATERLS.NES	67 932	20 736	12 855
778 ELECTRIC.MACH,APPART.NES	68 640	59 825	37 216	292 CRUDE VEG.MATERIALS,NES	32 304	29 375	17 837
781 PASS.MOTOR VEHCLS.EX.BUS	170 705	194 164	119 707	293 BRIQUETTES,LIGNITE,PEAT	66 398	244	151
782 GOODS,SPCL TRANSPORT VEH	27 721	36 310	22 841	333 PETROLEUM OILS, CRUDE	400 239	7 685	4 994
783 ROAD MOTOR VEHICLES NES	1 346	779	471	334 PETROLEUM PRODUCTS	2 078 340	80 148	49 356
784 PARTS,TRACTORS,MOTOR VEH	161 285	53 856	33 279				
785 CYCLES,MOTORCYCLES ETC.	33 251	24 272	15 133				

7 IMPORTS AND EXPORTS (SPECIAL TRADE) BY COUNTRIES OF PRODUCTION AND CONSUMPTION AND BY GROUPS OF THE SITC-REV. III 1994

GROUP DESCRIPTION	DT = 100 KG	1 000 DM	1 000 \$	GROUP DESCRIPTION	DT = 100 KG	1 000 DM	1 000 \$
245 FUEL WOOD, WOOD CHARCOAL	175 771	1 932	1 206	693 WIRE PRODUCTS EXCL.ELECT	283 654	16 537	10 333
246 WOOD IN CHIPS, PARTICLES	475 902	2 439	1 524	694 NAILS, SCREWS,NUTS,ETC.	257 585	32 728	20 320
247 WOOD ROUGH,ROUGH SQUARED	3 572 202	55 295	34 599	695 TOOLS	42 850	74 753	46 420
248 WOOD, SIMPLY WORKED	3 441 547	128 899	80 480	696 CUTLERY	2 108	3 846	2 410
251 PULP AND WASTE PAPER	530 440	33 074	20 564	697 HOUSEHOLD EQUIPMENT,NES	94 306	31 139	19 374
263 COTTON	20 895	2 137	1 316	699 MANUFACTS.BASE METAL,NES	1 059 437	261 129	162 104
265 VEGETABLE TEXTILE FIBRES	13 476	1 196	1 126	711 STEAM GENER. BOILERS,ETC.	20 171	5 895	3 613
266 SYNTHETIC FIBRES	13 484	2 792	1 729	712 STEAM TURBINES	2 020	7 619	4 714
267 OTHER MAN-MADE FIBRES	38 261	9 582	5 907	713 INTRNL COMBUS PSTN ENGIN	31 143	26 538	16 432
268 WOOL, OTHER ANIMAL HAIR	7 676	3 256	2 012	714 ENGINES,MOTORS NON-ELECT	130	844	526
269 WORN CLOTHING,TEXTL.ARTL	51 676	2 222	1 386	716 ROTATING ELECTRIC PLANT	155 641	125 032	77 846
272 FERTILIZERS, CRUDE	16 476	887	542	717 OTH.POWR.GENRTRNG.MACHNRY	10 949	9 640	5 901
273 STONE, SAND AND GRAVEL	18 307 334	30 790	19 243	721 AGRIC.MACHINES,EX.TRACTR	93 369	36 618	22 605
278 OTHER CRUDE MINERALS	2 871 754	32 264	20 000	722 TRACTORS	29 465	15 451	9 483
282 FERROUS WASTE AND SCRAP	530 619	15 053	9 282	723 CIVIL ENGINEERING EQUIPT	295 364	76 419	47 545
285 ALUMINIUM ORE,CONCTR.ETC	389	132	83	724 TEXTILE,LEATHER MACHINES	62 732	103 739	64 762
288 NON-FERROUS WASTE,SCRAP	368 186	70 037	43 509	725 PAPER,PULP MILL MACHINES	14 480	5 106	3 178
289 PREC.METAL ORES,CONCTRSTS	179	5 804	3 580	726 PRINTNG,BOOKBINDNG MACHS	15 025	8 569	5 324
291 CRUDE ANIMAL MATERLS.NES	65 917	6 572	4 067	727 FOOD-PROCESS.MCH.NON DOM	5 295	5 711	3 516
292 CRUDE VEG.MATERIALS, NES	29 194	6 066	3 733	728 OTH.MACH.PTS,SPCL INDUST	137 052	64 616	40 049
321 COAL,NOT AGGLOMERATED	7 712 136	63 783	40 065	731 METAL REMOVAL WORK TOOLS	26 764	24 991	15 581
322 BRIQUETTES,LIGNITE,PEAT	22 346 060	97 811	60 548	733 MACH-TOOLS,METAL-WORKING	9 978	5 878	3 619
325 COKE,SEMI-COKE,RET.CARBN	3 486 484	50 390	31 536	735 PARTS,NES,FOR MACH-TOOLS	117 543	53 729	33 561
334 PETROLEUM PRODUCTS	1 806 847	52 880	32 673	737 METALWORKING MACHNRY NES	50 325	20 938	13 001
335 RESIDUAL PETROL PRODUCTS	1 738 596	27 931	17 471	741 HEATING,COOLING EQUIP.PART	87 761	48 341	29 992
342 LIQUEFIED PROPANE,BUTANE	132 506	2 982	1 843	742 PUMPS FOR LIQUIDS,PARTS	22 093	29 564	18 424
344 PETROLEUM GASES, NES	10 408	185	120	743 PUMPS NES,CENTRIFUGS ETC	39 821	18 603	11 599
351 ELECTRIC CURRENT, MWH	201 145	13 586	8 375	744 MECHANICAL HANDLING EQUIP	172 250	52 688	32 761
411 ANIMAL OILS AND FATS	1 896	109	67	745 OTH.NONELEC MCH,TOOL,NES	41 699	29 364	18 264
421 FIXED VEG.FAT,OILS, SOFT	2 697	200	119	746 BALL OR ROLLER BEARINGS	6 004	12 347	7 661
431 ANIMAL, VEG. FATS,OILS,NES	226 759	12 622	7 862	747 TAPS,COCKS,VALVES,ETC.	36 849	27 992	17 377
511 HYDROCARBONS,NES,DERIVTS	724 702	39 992	24 853	748 TRANSMISSIONS SHAFTS ETC	80 747	46 325	28 872
512 ALCOHOL,PHENOL,ETC.DERIV	185 467	22 490	13 957	749 NON-ELECT MACH.PARTS,ETC	18 349	24 781	15 383
513 CARBOXYLIC ACIDS,DERIVTS	191 123	29 927	18 513	751 OFFICE MACHINES	14 878	30 798	18 699
514 NITROGEN-FUNCT.COMPOUNDS	148 195	28 775	17 660	752 AUTOMATC.DATA PROC.EQUIP	10 007	17 253	10 994
515 ORGANO-INORGANIC COMPNDS	39 899	10 173	6 339	759 PARTS,FOR OFFICE MACHINS	21 403	28 666	17 819
516 OTHER ORGANIC CHEMICALS	18 144	6 386	3 955	761 TELEVISION RECEIVERS ETC	97	347	203
522 INORGANIC CHEM.ELEMENTS	1 063 188	33 240	20 647	763 SOUND RECORDER,PHONOGRPH	464	1 168	711
523 METAL.SALTS,INORGAN.ACID	231 053	11 051	6 851	764 TELECOMM.EQUIP.PARTS NES	15 472	39 864	24 985
524 OTHER CHEMICAL COMPOUNDS	35 745	3 426	2 109	771 ELECT POWER MACHNY.PARTS	51 534	72 794	45 165
525 RADIO-ACTIVE MATERIALS	4	141	85	772 ELEC.SWITCH,RELAY,CIRCUT	80 824	198 400	123 536
531 SYNTH.COLOURS,LAKES,ETC.	7 538	13 552	8 359	773 ELECTR DISTRIB.EQPT NES	155 447	205 157	128 107
532 DYEING,TANNING MATERIALS	1 876	535	329	774 ELECTRO-MEDCL,XRAY EQUIP	900	1 859	1 179
533 PIGMENTS, PAINTS, ETC.	40 417	5 825	3 631	775 DOM.ELEC,NON-ELEC.EQUIPT	55 664	48 122	29 781
541 MEDICINES,ETC.EXC.GRPS42	7 774	18 865	11 662	776 TRANSISTORS,VALVES,ETC.	20 226	25 498	15 954
542 MEDICAMENTS	487	6 876	4 256	778 ELECTRIC MACH.APPART.NES	46 014	100 897	62 438
551 ESSNTL.OIL,PERFUME,FLAVR	1 379	3 273	1 98	781 PASS.MOTOR VEHCLS.EX.BUS	116 408	132 809	81 154
553 PERFUMERY,COSMETICS,ETC.	3 589	3 050	1 902	782 GOODS,SPCL TRANSPORT VEH	61 123	24 817	15 294
554 SOAP,CLEANERS,POLISH,ETC	5 285	2 143	1 394	783 ROAD MOTOR VEHICLES NES	3 842	3 193	1 984
562 FERTILIZER,EXCEPT GRP272	5 101 266	86 404	51 782	784 PARTS,TRACTORS,MOTOR VEH	416 857	183 415	114 010
571 POLYMERS OF ETHYLENE	414 530	41 599	25 746	785 CYCLES, MOTORCYCLES ETC.	61 665	33 746	20 882
572 POLYMERS OF STYRENE	241 092	39 211	24 291	786 TRAILERS,SEMI-TRAILR,ETC	256 103	50 573	31 332
573 POLYMERS,VINYL CHLORIDE	572 309	68 420	42 487	791 RAILWAY VEHICLES.EQUIPNT	170 947	50 188	31 231
574 POLYACETAL,POLYCARBONATE	11 011	3 754	2 353	792 AIRCRAFT, ASSOCTD.EQUIPNT	384	3 393	2 100
575 OTH.PLASTIC,PRIMARY FORM	268 604	32 558	20 320	793 SHIP,BOAT,FLOAT,STRUCTRS	9 969	3 397	2 038
579 PLASTIC WASTE, SCRAP ETC	32 614	1 972	1 220	811 PREFABRICATED BUILDINGS	706 886	134 582	83 164
581 PLASTIC TUBE,PIPE,HOSE	7 984	4 128	2 566	812 PLUMBING,SANITRY,EQPT.ETC	118 776	25 387	15 643
582 PLASTIC PLATE,SHEETS,ETC	66 727	17 134	10 720	813 LIGHTING FIXTURES ETC.NES	24 538	15 476	9 634
583 MONOFILAMENT OF PLASTICS	2 063	477	298	821 FURNITURE,CUSHIONS,ETC.	892 240	307 646	190 392
591 INSECTICIDES, ETC.	1 175	1 495	864	831 TRUNK,SUIT-CASES,BAG,ETC	22 022	32 683	20 274
592 STARCHES,INULIN,ETC.	10 247	6 602	3 998	841 MENS,BOYS CLOTHNG,X-KNIT	37 329	166 069	102 567
593 EXPLOSIVES,PYROTECHNICS	12 995	5 956	3 713	842 WOMEN,GIRL CLOTHNG,XKNIT	36 259	204 230	126 174
597 PREPRD ADDITIVES,LIQUIDS	208	63	40	843 MENS,BOYS CLOTHING,KNIT	5 596	25 076	15 540
598 MISC.CHEMICAL PRODTS.NES	67 424	5 997	3 730	844 WOMEN,GIRLS CLOTHNG,KNIT	11 077	54 590	33 887
611 LEATHER	6 414	7 209	4 507	845 OTHR.TEXTILE APPAREL,NES	23 336	110 076	67 944
612 MANUFACT. LEATHER ETC.NES	1 765	5 110	3 209	846 CLOTHING ACCESSRS,FABRIC	21 695	73 760	45 765
613 FURSKINS,TANNED,DRESSED	300	1 260	786	848 CLOTHING,NONTXLT;HEADGEAR	10 463	43 194	26 817
621 MATERIALS OF RUBBER	22 247	8 723	5 500	851 FOOTWEAR	62 993	157 367	97 199
625 RUBBER TYRES,TUBES,ETC.	102 408	43 562	27 224	871 OPTICAL INSTRUMENTS,NES	516	5 295	3 340
629 ARTICLES OF RUBBER, NES	76 499	48 187	29 961	872 MEDICAL INSTRUMENTS NES	13 384	18 841	11 800
634 VENEERS, PLYWOOD, ETC.	1 065 915	53 539	33 174	873 METERS,COUNTERS,NES	455	997	611
635 WOOD MANUFACTURES, NES	2 036 804	144 349	89 570	874 MEASURE,CONTROL INSTRMNT	28 177	59 891	37 204
641 PAPER AND PAPERBOARD	717 529	60 900	37 878	881 PHOTOGRAPH APPAR.ETC.NES	7 232	6 081	3 808
642 PAPER,PAPERBOARD,CUT ETC	118 078	31 755	19 820	882 PHOTO.CINEMATOGRPH.SUPPL	685	2 586	1 610
651 TEXTILE YARN	59 834	31 623	19 884	884 OPTICAL GOODS NES	1 115	22 149	13 752
652 COTTON FABRICS, WOVEN	65 647	73 357	45 548	885 WATCHES AND CLOCKS	3 655	15 845	9 863
653 FABRICS,MAN-MADE FIBRES	41 061	47 578	29 539	891 ARMS AND AMMUNITION	4 673	11 404	7 037
654 OTH.TEXTILE FABRIC,WOVEN	49 371	32 937	20 462	892 PRINTED MATTER	107 142	45 842	28 431
655 KNIT,CROCHET.FABRIC NES	8 265	8 876	5 501	893 ARTICLES,NES,OF PLASTICS	321 858	115 610	71 870
656 TULLE,LACE,EMBROIDRY.ETC	6 772	7 123	4 384	894 BABY CARRIAGE,TOYS,GAMES	74 828	78 698	49 049
657 SPECIAL YARN,XTL.FABRIC	55 692	19 959	12 367	895 OFFICE,STATIONERY SUPPLS	28 725	44 254	27 315
658 TEXTILE ARTICLES NES	88 810	122 160	75 438	896 WORKS OF ART,ANTIQUE ETC	1 365	2 896	1 798
659 FLOOR COVERINGS, ETC.	2 555	2 624	1 642	897 GOLD,SILVERWARE,JEWL NES	7 767	6 284	3 907
661 LIME,CEMENT,CONSTR.MATRL	18 058 025	165 027	102 867	898 MUSICAL INSTRUMENTS,ETC.	22 923	36 262	22 509
662 CLAY,REFRCT.CONSTR.MATRL	4 380 767	68 584	42 769	899 MISC MANUFCTRD GOODS NES	64 269	41 244	25 386
663 MINERAL MANUFACTURES,NES	4 417 818	93 036	57 921	961 COIN NONGOLD NONCURRENT	15	260	166
664 GLASS	638 259	51 962	32 300	971 GOLD,NONMONEY EXCL DRES	10	12 054	7 482
665 GLASSWARE	863 210	88 638	54 913	972 MONETARY GOLD,GOLD COINS		74	46
666 POTTERY	63 720	38 662	24 096				
667 PEARLS,PRECIOUS STONES				EXPORTS	25 038 686	9 642 574	5 975 734
671 PIG IRON, SPIEGELEISN,ETC	782 869	29 220	17 964	001 LIVE ANIMALS	12 750	7 344	4 564
672 INGOTS ETC.IRON OR STEEL	2 444 212	89 970	55 895	011 BOVINE MEAT	26 461	6 409	4 121
673 FLAT-ROLLED IRON ETC.	2 113 114	112 242	69 627	012 OTHER MEAT, MEAT OFFAL	1 502	1 411	883
674 FLAT-ROLLED PLATED IRON	18 164	1 486	919	017 MEAT,OFFL.PRPD,PRSD,NES	3 247	1 254	789
675 FLAT-ROLLED, ALLOY STEEL	12 866	4 527	2 873	021 MILK AND CREAM	72 049	16 011	9 894
676 IRON,STL.BAR,SHAPES,ETC.	5 738 236	289 211	178 251	022 BUTTER,OTHER FAT OF MILK	730	216	139
677 RAILWAY TRACK IRON,STEEL	67 368	4 152	2 594	024 CHEESE AND CURD	36 328	14 339	8 938
678 WIRE OF IRON OR STEEL	772 327	48 229	29 937	025 EGGS,BIRDS,YOLKS,ALBUMIN	15 774	2 233	1 365
679 TUBES,PIPES,ETC.IRON,STL	1 167 771	99 147	61 300	034 FISH,FRESH,CHILLED,FROZV	50 334	6 885	4 227
681 SILVER,PLATINUM,ETC.	47	1 032	646	036 CRUSTACEANS,MOLLUSCS ETC	118	111	68
682 COPPER	83 156	25 620	15 886	037 FISH ETC.PRPD,PRSD,NES	14 536	6 164	3 855
683 NICKEL	973	618	395	041 WHEAT, MESLIN, UNMILLED	705 899	12 182	7 048
684 ALUMINIUM	228 935	66 223	41 329	042 RICE	1 156	130	80
685 LEAD	11 157	1 019	655	043 BARLEY, UNMILLED	748 338	10 325	5 993
686 ZINC	273	104	63	044 MAIZE UNMILLED	2 515	956	566
689 MISC.NON-FERR.BASE METAL	1 011	1 159	739	045 OTHER CEREALS, UNMILLED	116 028	2 032	1 242
691 METALLIC STRUCTURES NES	820 579	126 526	79 061	046 MEAL,FLOUR OF WHEAT,MSLN	1 491	99	64
692 CONTAINERS, STORAGE, TRNSP	252 174	45 517	28 214				

7 IMPORTS AND EXPORTS (SPECIAL TRADE) BY COUNTRIES OF PRODUCTION AND CONSUMPTION AND BY GROUPS OF THE SITC-REV. III 1994

GROUP DESCRIPTION	DT = 100 KG	1 000 DM	1 000 \$	GROUP DESCRIPTION	DT = 100 KG	1 000 DM	1 000 \$
048 CEREAL PREPARATIONS	40 014	12 298	7 612	658 TEXTILE ARTICLES NES	21 759	35 411	22 076
054 VEGETABLES	75 759	9 347	5 715	659 FLOOR COVERINGS, ETC.	8 546	6 443	4 012
056 VEGETABLES, PRPD, PRSD, NES	64 534	10 954	6 842	661 LIME, CEMENT, CONSTR. MATRL	104 667	11 033	6 894
057 FRUIT, NUTS EXCL. OIL NUTS	87 529	12 074	7 614	662 CLAY, REFRACT. CONSTR. MATRL	260 647	33 983	21 402
058 FRUIT, PRESERVED, PREPARED	39 208	10 521	6 572	663 MINERAL MANUFACTURES, NES	253 657	58 530	36 181
059 FRUIT, VEGETABLE JUICES	150 760	11 350	7 092	664 GLASS	228 064	32 141	19 909
061 SUGARS, MOLASSES, HONEY	279 230	9 248	5 805	665 GLASSWARE	65 266	16 951	10 518
062 SUGAR CONFECTIONERY	24 574	11 864	7 408	666 POTTERY	40 705	30 783	19 266
071 COFFEE, COFFEE SUBSTITUTE	15 049	12 650	7 794	667 PEARLS, PRECIOUS STONES	.	.	.
072 COCOA	11 255	1 919	1 181	671 PIG IRON, SPIEGELEISN, ETC	22 529	4 316	2 657
073 CHOCOLATE, OTH. COCOA PREP	31 922	19 196	11 939	672 INGOTS ETC. IRON OR STEEL	51 548	5 662	3 554
074 TEA AND MATE	711	476	301	673 FLAT-ROLLED IRON ETC.	545 413	49 830	30 655
075 SPICES	6 813	3 908	2 415	674 FLAT-ROLLED PLATED IRON	142 879	17 286	10 774
081 ANIMAL FEED STUFF	1 355 557	84 683	52 176	675 FLAT-ROLLED, ALLOY STEEL	117 575	34 469	21 426
091 MARGARINE AND SHORTENING	8 574	1 569	969	676 IRON, STL, BAR, SHAPES ETC.	324 727	42 042	26 335
098 EDIBLE PROD. PREPRTNS, NES	103 911	44 634	27 653	677 RAILWAY TRACK IRON, STEEL	5 804	2 731	1 680
111 NON-ALCOHOL. BEVERAGE, NES	91 892	7 646	4 761	678 WIRE OF IRON OR STEEL	47 376	9 582	5 970
112 ALCOHOLIC BEVERAGES	14 676	7 519	4 693	679 TUBES, PIPES, ETC. IRON, STL	549 695	93 343	58 841
121 TOBACCO, UNMANUFACTURED	8 663	3 108	1 972	681 SILVER, PLATINUM, ETC.	60	5 430	3 418
122 TOBACCO, MANUFACTURED	8 735	19 172	11 863	682 COPPER	166 794	74 064	45 810
211 HIDES, SKINS (EX. FURS), RAW	19 776	4 863	3 006	683 NICKEL	4 991	6 749	4 138
212 FURSKINS, RAW	152	308	191	684 ALUMINIUM	76 718	52 714	32 708
222 OILSEED (SFT. FIX VEG. OIL)	17 094	1 639	1 065	685 LEAD	124 838	10 962	6 673
223 OILSEED (OTH. FIX. VEG. OIL)	382	183	113	686 ZINC	12 683	2 920	1 823
231 NATURAL RUBBER, ETC.	11 405	2 282	1 399	687 TIN	500	551	339
232 SYNTHETIC RUBBER, ETC.	61 891	12 414	7 627	689 MISC. NON-FERR. BASE METAL	2 283	2 138	1 345
246 WOOD IN CHIPS, PARTICLES	77 933	682	415	691 METALLIC STRUCTURES NES	181 765	69 686	43 456
247 WOOD ROUGH, ROUGH SQUARED	56 968	2 003	1 235	692 CONTAINERS, STORAGE, TRNSP	93 652	57 111	35 541
248 WOOD, SIMPLY WORKED	92 306	9 574	5 898	693 WIRE PRODUCTS EXCL. ELECT	16 632	4 630	2 866
251 PULP AND WASTE PAPER	31 778	1 754	1 093	694 NAILS, SCREWS, NUTS, ETC.	26 587	21 401	13 297
263 COTTON	13 940	4 016	2 522	695 TOOLS	47 063	115 313	71 608
265 VEGETABLE TEXTILE FIBRES	1 089	115	71	696 CUTLERY	3 374	8 016	5 027
266 SYNTHETIC FIBRES	32 776	10 581	6 508	697 HOUSEHOLD EQUIPMENT, NES	17 098	16 878	10 508
267 OTHER MAN-MADE FIBRES	16 785	8 087	5 057	699 MANUFACTS. BASE METAL, NES	238 695	194 450	120 874
268 WOOL, OTHER ANIMAL HAIR	33 780	17 303	10 771	700 CPL IND PLANT (84/85/87)	28 030	36 323	22 029
269 WORN CLOTHING, TEXTL. ARTL	117 019	12 507	7 761	711 STEAM GENER. BOILERS, ETC.	3 395	8 909	5 616
273 STONE, SAND AND GRAVEL	266 162	4 078	2 522	712 STEAM TURBINES	2 015	9 291	5 862
274 SULPHUR, UNRSTD. IRON PYRS	94 413	878	512	713 INTRNL COMBUS PSTN ENGIN	6 389	14 741	9 053
277 NATURAL ABRASIVES, NES	3 414	192	120	714 ENGINES, MOTORS NON-ELECT	382	613	376
278 OTHER CRUDE MINERALS	2 342 227	19 138	11 806	716 ROTATING ELECTRIC PLANT	42 704	106 949	66 461
282 FERROUS WASTE AND SCRAP	1 125 714	15 126	8 999	718 OTH. POWR. GENERTRNG. MACHNRY	3 042	10 530	6 588
285 ALUMINIUM ORE, CONCR. ETC	10 128	812	503	721 AGRIC. MACHINES, EX. TRACTR	81 586	87 853	54 567
287 ORE, CONCENTR. BASE METALS	34 562	1 183	734	722 TRACTORS	6 568	9 525	5 943
288 NON-FERROUS WASTE, SCRAP	67 899	10 767	6 727	723 CIVIL ENGINEERING EQUIPT	94 434	88 283	54 762
291 CRUDE ANIMAL MATERLS. NES	21 262	10 601	6 590	724 TEXTILE, LEATHER MACHINES	67 911	164 423	101 539
292 CRUDE VEG. MATERIALS, NES	12 227	19 555	11 773	725 PAPER, PULP, BOOK BINDING MACHINES	9 349	15 179	9 433
325 COKE, SEMI-COKE, RET. CARBN	4 575	105	69	726 PRINTNG, BOOKBINDNG MACHS	16 429	70 113	44 017
334 PETROLEUM PRODUCTS	2 152 065	78 719	48 916	727 FOOD-PROCESS. MCH. NON DOM	13 502	47 072	28 561
335 RESIDUAL PETROL. PRODUCTS	178 734	7 898	4 954	728 OTH. MACH. PTS, SPLCL INDUSTR	125 834	271 348	167 725
342 LIQUEFIED PROPANE, BUTANE	84 485	2 508	1 583	731 METAL REMOVAL WORK TOOLS	30 948	67 358	41 989
344 PETROLEUM GASES, NES	.	.	.	733 MACH-TOOLS, METAL-WORKING	25 891	37 419	23 973
351 ELECTRIC CURRENT, MWH	451 350	18 054	10 900	735 PARTS, NES, FOR MACH-TOOLS	15 716	42 059	25 310
411 ANIMAL OILS AND FATS	42 068	3 506	2 096	737 METALWORKING MACHNRY NES	15 168	59 618	36 539
421 FIXED VEG. FAT, OILS, SOFT	187 725	22 324	13 954	741 HEATING, COOLING EQUIP, PART	61 851	137 223	84 835
422 FIXED VEG. FAT, OILS, OTHER	53 745	5 345	3 294	742 PUMPS FOR LIQUIDS, PARTS	23 657	63 931	40 117
431 ANIMAL, VEG. FATS, OILS, NES	69 272	7 172	4 442	743 PUMPS NES, CENTRIFUGS ETC	38 739	123 609	76 883
511 HYDROCARBONS, NES, DERIVTS	163 432	13 750	8 598	744 MECHANICAL HANDLING EQUIP	68 302	78 173	48 501
512 ALCOHOL, PHENOL, ETC. DERIV	282 602	18 333	11 367	745 OTH. NONELEC MCH, TOOL, NES	39 232	159 788	98 685
513 CARBOXYLIC ACIDS, DERIVTS	79 971	17 625	11 052	746 BALL OR ROLLER BEARINGS	9 165	32 574	20 230
514 NITROGEN-FUNCT. COMPOUNDS	27 030	15 610	9 622	747 TAPS, COCKS, VALVES, ETC.	23 318	78 050	48 291
515 ORGANO-INORGANIC COMPNDS	10 081	10 930	6 778	748 TRANSMISSIONS SHAFTS ETC	51 173	43 498	27 137
516 OTHER ORGANIC CHEMICALS	22 078	10 188	6 251	749 NON-ELECT MACH. PARTS, ETC	27 522	88 581	54 729
522 INORGANIC CHEM. ELEMENTS	476 582	28 529	17 539	751 OFFICE MACHINES	8 095	39 275	24 249
523 METAL SALTS, INORGAN. ACID	1 385 940	43 739	26 978	752 AUTOMATC. DATA PROC. EQUIP	11 849	132 607	82 297
524 OTHER CHEMICAL COMPOUNDS	17 048	6 050	3 765	759 PARTS, FOR OFFICE MACHINS	10 837	74 321	46 188
525 RADIO-ACTIVE MATERIALS	2	888	558	761 TELEVISION RECEIVERS ETC	10 213	21 795	13 525
531 SYNTH. COLOURS, LAKES, ETC.	13 655	18 022	11 152	762 RADIO-BROADCAST RECEIVER	3 225	15 796	9 698
532 DYEING, TANNING MATERIALS	5 890	2 153	1 394	763 SOUND RECORDER, PHONOGRPH	1 870	15 219	9 385
539 PIGMENTS, PAINTS, ETC.	241 639	119 612	74 227	764 TELECOMM. EQUIP. PARTS NES	14 442	159 070	98 509
541 MEDICINES, ETC. EXC. GRP542	4 951	39 908	24 727	771 ELECT. POWER MACHNY. PARTS	43 303	68 770	42 969
542 MEDICAMENTS	20 295	111 779	68 982	772 ELECT. SWITCH. RELAY. CIRCUIT	78 101	371 370	230 935
551 ESSNTL. OIL, PERFUME, FLAVR	6 098	12 834	7 943	773 ELECTR DISTRIB. EQPT NES	137 156	207 761	129 134
553 PERFUMERY, COSMETICS, ETC.	46 742	44 895	27 884	774 ELECTRO-MEDCL. XRAY EQUIP	1 470	41 310	25 551
554 SOAP, CLEANERS, POLISH, ETC	92 717	24 680	15 227	775 DOM. ELEC. NON-ELEC. EQUIPT	46 009	80 762	50 337
562 FERTILIZER, EXCEPT GRP272	1 021 911	17 630	10 913	776 TRANSISTORS, VALVES, ETC.	9 681	58 674	36 307
571 POLYMERS OF ETHYLENE	56 443	8 977	5 569	778 ELECTRIC. MACH. APPART. NES	79 519	215 727	133 675
572 POLYMERS OF STYRENE	41 107	10 568	6 513	781 PASS. MOTOR VEHCLS. EX. BUS	271 168	412 244	256 648
573 POLYMERS, VINYL CHLORIDE	48 580	9 801	6 059	782 GOODS, SPLCL TRANSPORT VEH	73 799	83 778	52 096
574 POLYACETAL, POLYCARBONATE	68 616	29 121	18 034	783 ROAD MOTOR VEHICLES NES	39 135	66 086	41 059
575 OTH. PLASTIC, PRIMARY FORM	185 484	66 785	41 454	784 PARTS, TRACTORS, MOTOR VEH	211 055	281 868	173 889
579 PLASTIC WASTE, SCRAP ETC	3 744	236	148	785 CYCLES, MOTORCYCLES ETC.	37 972	33 285	20 524
581 PLASTIC TUBE, PIPE, HOSE	48 955	45 462	28 288	786 TRAILERS, SEMI-TRAILR, ETC	56 069	38 593	23 360
582 PLASTIC PLATE, SHEETS, ETC	149 945	92 631	57 626	791 RAILWAY VEHICLES. EQUIPNT	60 760	14 119	8 657
583 MONOFILAMENT OF PLASTICS	48 174	29 537	18 517	792 AIRCRAFT, ASSOCD. EQUIPNT	154	2 395	1 460
591 INSECTICIDES, ETC.	16 277	23 461	14 056	793 SHIP, BOAT, FLOAT. STRUCTRS	1 645	1 274	789
592 STARCHES, INULIN, ETC.	32 375	13 549	8 407	800 CPL IND PLANT CHAP 90/94	3 006	9 430	5 473
593 EXPLOSIVES, PYROTECHNICS	2 249	2 008	1 272	811 PREFABRICATED BUILDINGS	5 123	1 626	1 040
597 PREPRD ADDITIVES, LIQUIDS	48 685	14 946	9 253	812 PLUMBNG, SANITRY, EQPT. ETC	41 064	35 262	21 989
598 MISC. CHEMICAL PRDTS. NES	274 931	76 950	47 719	813 LIGHTNG FIXTURES ETC. NES	19 418	39 925	24 776
600 CPL IND PLANT CHAP 69-76	111	111	68	821 FURNITURE, CUSHIONS, ETC.	156 528	110 041	68 308
611 LEATHER	25 844	64 386	39 826	831 TRUNK, SUIT-CASES, BAG, ETC	7 283	13 080	8 079
612 MANUFACT. LEATHER ETC. NES	623	2 118	1 307	841 MENS, BOYS CLOTHING, X-KNIT	4 472	18 381	11 442
613 FURSKINS, TANNED, DRESSED	1 739	7 943	4 930	842 WOMEN, GIRL CLOTHING, KNIT	9 445	50 066	30 802
621 MATERIALS OF RUBBER	52 273	41 837	25 960	843 MENS, BOYS CLOTHING, KNIT	4 390	16 083	9 867
625 RUBBER TYRES, TUBES, ETC.	26 044	10 744	6 656	844 WOMEN, GIRLS CLOTHING, KNIT	6 951	32 365	20 046
629 ARTICLES OF RUBBER, NES	40 739	54 516	33 696	845 OTHR. TEXTILE APPAREL, NES	12 736	53 911	33 362
633 CORK MANUFACTURES	113	244	150	846 CLOTHING ACCESSRS, FABRIC	14 030	63 928	39 466
634 VENEERS, PLYWOOD, ETC.	243 367	30 964	19 175	848 CLOTHING, NONTXTL; HEADGEAR	9 721	28 140	17 394
635 WOOD MANUFACTURES, NES	43 852	13 691	8 516	851 FOOTWEAR	19 548	48 876	30 139
641 PAPER AND PAPERBOARD	589 533	88 886	54 976	871 OPTICAL INSTRUMENTS, NES	307	6 208	3 870
642 PAPER, PAPERBOARD, CUT ETC	246 393	85 063	52 751	872 MEDICAL INSTRUMENTS NES	9 959	72 916	45 210
651 TEXTILE YARN	70 904	68 981	42 553	873 METERS, COUNTERS, NES	5 818	26 937	16 712
652 COTTON FABRICS, WOVEN	40 884	81 270	50 275	874 MEASURE, CONTROL INSTRMNT	20 325	181 993	112 790
653 FABRICS, MAN-MADE FIBRES	39 342	121 990	75 622	881 PHOTOGRAPH APPAR. ETC. NES	8 161	19 933	12 339
654 OTH. TEXTILE FABRIC, WOVEN	15 018	63 943	39 570	882 PHOTO. CINEMATOPRPH. SUPPL	16 236	33 556	20 800
655 KNIT. CROCHET. FABRIC NES	21 405	57 149	35 345	883 CINE. FILM EXPOSD. DEVELPD	5	125	76
656 TULLE, LACE, EMBROIDRY, ETC	4 123	23 593	14 612	884 OPTICAL GOODS NES	859	11 869	7 355
657 SPECIAL YARN, TXTL. FABRIC	53 567	86 908	53 871	885 WATCHES AND CLOCKS	1 601	10 364	6 434

7 IMPORTS AND EXPORTS (SPECIAL TRADE) BY COUNTRIES OF PRODUCTION AND CONSUMPTION AND BY GROUPS OF THE SITC-REV. III 1994

GROUP DESCRIPTION	DT = 100 KG	1 000 DM	1 000 \$	GROUP DESCRIPTION	DT = 100 KG	1 000 DM	1 000 \$
881 ARMS AND AMMUNITION	250	1 565	970	659 FLOOR COVERINGS, ETC.	725	580	359
882 PRINTED MATTER	160 523	104 157	64 597	661 LIME, CEMENT, CONSTR. MATRL	10 877 352	109 421	68 453
893 ARTICLES, NES, OF PLASTICS	197 298	162 560	100 964	662 CLAY, REFRCT. CONSTR. MATRL	332 245	20 593	12 792
894 BABY CARRIAGE, TOYS, GAMES	33 509	46 460	28 760	663 MINERAL MANUFACTURES, NES	1 007 878	17 871	11 147
895 OFFICE, STATIONERY SUPPLS	15 224	43 072	26 674	664 GLASS	29 146	7 500	4 643
896 WORKS OF ART, ANTIQUE ETC	74	3 871	2 470	665 GLASSWARE	185 660	18 317	11 318
897 GOLD, SILVERWARE, JEWEL NES	205	13 099	8 127	666 POTTERY	233	156	95
898 MUSICAL INSTRUMENTS, ETC.	18 478	74 898	46 149	671 PIG IRON, SPIEGELEISN, ETC	494 908	40 876	25 289
899 MISC MANUFACTRO GOODS NES	25 404	88 453	53 918	672 INGOTS ETC. IRON OR STEEL	75 773	2 708	1 723
941 COMPL IND PLANT CHAPT 99	1 218	1 741	1 041	673 FLAT-ROLLED IRON ETC.	2 627 007	135 214	83 634
961 COIN NONGOLD NONCURRENT	82	1 093	66	674 FLAT-ROLLED PLATED IRON	577 869	45 384	27 749
971 GOLD, NONMONTY EXCL ORES	9	22 462	13 933	675 FLAT-ROLLED, ALLOY STEEL	16 403	1 551	971
972 MONETARY GOLD, GOLD COINS		60	34	676 IRON, STL. BAR, SHAPES ETC.	45 251	3 043	1 884
				677 RAILWAY TRACK IRON, STEEL	682	49	32
SLOVAKIA				678 WIRE OF IRON OR STEEL	174 243	12 131	7 529
IMPORTS	28 065 391	2 197 956	1 363 198	679 TUBES, PIPES, ETC. IRON, STL	314 009	28 033	17 256
001 LIVE ANIMALS	6 758	2 492	1 526	682 COPPER	69 793	20 925	12 844
011 BOVINE MEAT	3 556	2 821	1 729	684 ALUMINIUM	96 489	23 824	14 819
012 OTHER MEAT, MEAT OFFAL	3 574	1 733	1 076	689 MISC. NON-FERR. BASE METAL	132	50	30
017 MEAT, OFFL. PRPD, PRSVD, NES	442	686	446	691 METALLIC STRUCTURES NES	143 541	25 251	15 742
022 MILK AND CREAM	3 325	774	486	692 CONTAINERS, STORAGE, TRNSP	68 920	12 345	7 710
024 CHEESE AND CURD	2 739	1 196	752	693 WIRE PRODUCTS EXCL. ELECT	244 068	15 924	9 895
034 FISH, FRESH, CHILLED, FROZN	28	188	117	694 NAILS, SCREWS, NUTS, ETC.	101 250	8 609	5 306
044 MAIZE UNMILLED	2 051	483	285	695 TOOLS	8 406	4 079	2 514
045 OTHER CEREALS, UNMILLED	1 456	56	34	697 HOUSEHOLD EQUIPMENT, NES	23 132	5 486	3 426
048 CEREAL PREPARATIONS	26 585	936	596	699 MANUFACTS. BASE METAL, NES	218 725	40 746	25 242
054 VEGETABLES	245 579	10 703	6 791	711 STEAM GENER. BOILERS, ETC.	2 037	815	516
056 VEGETABLES, PRPD, PRSVD, NES	2 001	445	278	713 INTRNL COMBUS PSTN ENGIN	795	997	601
057 FRUIT, NUTS EXCL. OIL NUTS	2 568	653	414	716 ROTATING ELECTRIC PLANT	68 998	49 292	30 783
058 FRUIT, PRESERVED, PREPARED	10 629	1 112	689	718 OTH. POWR. GENRTNG. MACHNRY	1 141	715	439
059 FRUIT, VEGETABLE JUICES	7 969	787	474	721 AGRIC. MACHINES, EX. TRACTR	4 933	2 181	1 372
061 SUGARS, MOLASSES, HONEY	8 433	1 490	938	722 TRACTORS	2 973	2 110	1 292
062 SUGAR CONFECTIONERY	3 641	1 857	1 151	723 CIVIL ENGINEERING EQUIPT	76 539	23 445	14 544
081 ANIMAL FEED STUFF	331 481	9 918	6 069	724 TEXTILE, LEATHER MACHINES	4 958	5 814	3 696
112 ALCOHOLIC BEVERAGES	2 891	2 250	1 154	725 PAPER, PULP MILL MACHINES	4 037	1 600	1 009
211 HIDES, SKINS (EX. FURS), RAW	8 795	2 658	1 615	726 PRINTING, BOOKBINDNG MACHS	503	523	320
212 FURSKINS, RAW	6	175	101	727 FOOD-PROCESS. MCH. NON DOM	1 038	569	357
222 OILSEED (SFT. FIX VEG. OIL)	69 160	2 891	1 805	728 OTH. MACH. PTS, SPLC INDUSTR	18 465	7 460	4 654
223 OILSEED (OTH. FIX. VEG. OIL)	883	158	101	731 METAL REMOVAL WORK TOOLS	6 992	6 465	4 021
232 SYNTHETIC RUBBER, ETC.	22 761	3 153	1 942	733 MACH-TOOLS, METAL-WORKING	6 603	3 115	1 916
245 FUEL WOOD, WOOD CHARCOAL	35 770	2 445	1 499	735 PARTS, NES, FOR MACH-TOOLS	9 257	5 112	3 186
247 WOOD ROUGH, ROUGH SQUARED	102 184	1 176	706	737 METALWORKING MACHNRY NES	2 024	1 464	925
248 WOOD, SIMPLY WORKED	420 765	17 898	11 105	741 HEATING, COOLING EQUIP, PART	21 567	8 976	5 654
251 PULP AND WASTE PAPER	127 181	8 386	5 208	742 PUMPS FOR LIQUIDS, PARTS	418	677	407
263 COTTON	4 815	363	226	743 PUMPS NES, CENTRIFUGS ETC	5 684	2 599	1 611
266 SYNTHETIC FIBRES	9 765	1 920	1 201	744 MECHANICAL HANDLING EQUIP	33 715	10 222	6 341
267 OTHER MAN-MADE FIBRES	3 937	334	205	745 OTH. NONELEC MCH, TOOL, NES	4 101	2 461	1 506
273 STONE, SAND AND GRAVEL	28 722	204	128	746 BALL OR ROLLER BEARINGS	10 134	12 321	7 636
278 OTHER CRUDE MINERALS	591 994	15 295	9 349	747 TAPS, COCKS, VALVES, ETC.	1 181	1 219	761
282 FERROUS WASTE AND SCRAP	17 900	1 215	749	748 TRANSMISSIONS SHAFTS ETC	15 747	4 116	2 547
285 ALUMINIUM ORE, CONCTR. ETC	7 888	364	216	749 NON-ELECT MACH. PARTS, ETC	4 899	3 364	2 123
287 ORE, CONCENTR. BASE METALS	1 887	77	50	752 AUTOMATC. DATA PROC. EQUIP	762	2 178	1 359
288 NON-FERROUS WASTE, SCRAP	32 427	5 939	3 683	753 PARTS, FOR OFFICE MACHINS	1 071	3 626	2 257
291 CRUDE ANIMAL MATERIALS, NES	2 818	380	242	754 TELEVISION RECEIVERS ETC	1 360	4 754	2 879
292 CRUDE VEG. MATERIALS, NES	1 413	498	307	755 SOUND RECORDER, PHONOGRPH	78	450	274
325 COKE, SEMI-COKE, RET. CARBN	10 664	1 951	112	764 TELECOMM. EQUIP. PARTS NES	2 117	14 182	8 977
334 PETROLEUM PRODUCTS	112 999	5 431	3 418	771 ELECT POWER MACHNRY. PARTS	1 785	4 589	2 867
335 RESIDUAL PETROL. PRODUCTS	166 859	4 783	2 979	772 ELEC. SWITCH, RELAY, CIRCUIT	5 072	20 113	12 560
342 LIQUEFIED PROPANE, BUTANE	3 753	101	58	773 ELECTR DISTRIB. EQPT NES	110 214	70 874	44 483
351 ELECTRIC CURRENT, MWH	39 000	2 745	1 575	774 ELECTRO-MEDCL. XRAY EQUIP	19	484	297
411 ANIMAL OILS AND FATS	872	58	35	775 DOM. ELEC. NON-ELEC. EQUIPT	41 151	20 764	12 884
431 ANIMAL, VEG. FATS, OILS, NES	11 209	649	408	776 TRANSISTORS, VALVES, ETC.	609	2 718	1 686
511 HYDROCARBONS, NES, DERIVTS	79 715	3 818	2 443	778 ELECTRIC MACH. APPART. NES	3 515	3 897	2 428
512 ALCOHOL, PHENOL, ETC. DERIV	53 246	3 875	2 386	781 PASS. MOTOR VEHCLS. EX. BUS	20 926	48 657	28 959
513 CARBOXYLIC ACIDS, DERIVTS	7 533	934	572	782 GOODS, SPLC TRANSPORT VEH	4 648	1 373	851
514 NITROGEN-FUNCT. COMPOUNDS	1 266	845	516	783 PARTS, TRACTORS, MOTOR VEH	53 920	45 823	29 328
515 ORGAN-INDORGANIC COMPNDS	5 125	2 879	1 772	785 CYCLES, MOTORCYCLES ETC.	2 353	1 907	1 179
516 OTHER ORGANIC CHEMICALS	6 278	948	602	786 TRAILERS, SEMI-TRAILR, ETC	72 545	12 517	7 791
522 INORGANIC CHEM. ELEMENTS	190 707	7 431	4 559	791 RAILWAY VEHICLES. EQUIPNT	171 934	62 627	39 113
523 METAL. SALTS, INORGAN. ACID	13 560	257	158	793 SHIP, BOAT, FLOAT. STRUCTRS	37 588	28 924	17 482
524 OTHER CHEMICAL COMPOUNDS	64 368	4 210	2 592	811 PREFABRICATED BUILDINGS	98 849	13 088	8 190
533 PIGMENTS, PAINTS, ETC.	1 017	141	85	812 PLUMBING, SANITRY, EQPT. ETC	80 353	17 241	10 571
541 MEDICINES, ETC. EXC. GRP542	1 513	10 628	6 583	813 LIGHTING FIXTURES ETC. NES	11 886	4 745	2 981
542 MEDICAMENTS	200	3 756	2 323	821 FURNITURE, CUSHIONS, ETC.	307 051	81 329	50 294
551 ESSNTL. OIL, PERFUME, FLAVR	84	106	62	831 TRUNK, SUIT-CASES, BAG, ETC	6 336	6 612	4 101
554 SOAP, CLEANERS, POLISH, ETC	5 536	2 041	1 314	841 MENS, BOYS CLOTHING, KNIT	29 967	92 315	57 101
562 FERTILIZER, EXCEPT GRP272	3 408 690	60 437	36 268	842 WOMEN, GIRL CLOTHING, XKNIT	18 303	105 590	65 298
571 POLYMERS OF ETHYLENE	420 729	45 681	28 541	843 MENS, BOYS CLOTHING, KNIT	888	3 032	1 908
572 POLYMERS OF STYRENE	2 157	418	251	844 WOMEN, GIRLS CLOTHING, KNIT	5 475	18 224	11 365
573 POLYMERS, VINYL CHLORIDE	108 630	12 589	7 795	845 OTHR. TEXTILE APPAREL, NES	13 153	40 305	24 965
574 POLYACETAL, POLYCARBONATE	24 613	4 361	2 719	846 CLOTHING ACCESSRS, FABRIC	1 326	3 478	2 164
575 OTH. PLASTIC, PRIMARY FORM	115 525	9 082	5 699	848 CLOTHING, NONTXLT; HEADGEAR	1 280	674	421
579 PLASTIC WASTE, SCRAP ETC	3 250	295	178	851 FOOTWEAR	10 843	29 496	18 493
581 PLASTIC TUBE, PIPE, HOSE	2 354	663	416	872 MEDICAL INSTRUMENTS NES	1 601	1 602	987
582 PLASTIC PLATE, SHEETS, ETC	71 362	15 579	9 640	873 METERS, COUNTERS, NES	1 329	1 612	996
583 MONOFILAMENT OF PLASTICS	2 043	177	107	874 MEASURE, CONTROL INSTRMNT	561	4 117	2 539
591 INSECTICIDES, ETC.	6 576	2 571	1 570	881 PHOTOGRAPH APPAR. ETC. NES	771	984	616
593 EXPLOSIVES, PYROTECHNICS	1 121	212	131	882 OPTICAL GOODS NES	1	52	33
597 PREPRD ADDITIVES, LIQUIDS	2 065	170	106	892 PRINTED MATTER	56 829	22 847	14 278
598 MISC. CHEMICAL PRDTS. NES	37 230	17 598	10 821	893 ARTICLES, NES, OF PLASTICS	57 787	17 595	10 930
611 LEATHER	16 957	9 137	5 711	894 BABY CARRIAGE, TOYS, GAMES	5 093	6 455	4 040
613 FURSKINS, TANNED, DRESSED	44	155	96	895 OFFICE, STATIONERY SUPPLS	77	51	32
621 MATERIALS OF RUBBER	31 290	7 979	4 963	896 WORKS OF ART, ANTIQUE ETC	26	128	78
625 RUBBER TYRES, TUBES, ETC.	26 546	5 857	3 633	898 MUSICAL INSTRUMENTS, ETC.	369	745	465
629 ARTICLES OF RUBBER, NES	19 652	7 772	4 904	899 MISC MANUFACTRO GOODS NES	9 776	2 794	1 729
634 VENEERS, PLYWOOD, ETC.	105 289	11 496	7 104	971 GOLD, NONMONTY EXCL ORES	282		183
635 WOOD MANUFACTURES, NES	168 942	28 014	17 473	EXPORTS	4 268 350	2 036 171	1 265 496
641 PAPER AND PAPERBOARD	1 071 192	108 552	67 968	001 LIVE ANIMALS	3 588	1 244	759
642 PAPER, PAPERBOARD, CUT ETC	33 200	5 314	3 232	011 BOVINE MEAT	15 656	3 474	2 252
651 TEXTILE YARN	125 552	31 269	19 288	012 OTHER MEAT, MEAT OFFAL	1 051	205	122
652 COTTON FABRICS, WOVEN	9 863	10 868	6 799	017 MEAT, OFFL. PRPD, PRSVD, NES	320	138	85
653 FABRICS, MAN-MADE FIBRES	4 051	7 075	4 431	022 MILK AND CREAM	15 404	3 255	1 994
654 OTH. TEXTILE FABRIC, WOVEN	25 546	12 257	7 610	024 CHEESE AND CURD	7 532	3 280	2 011
655 KNIT. CROCHET. FABRIC NES	468	390	235	034 FISH, FRESH, CHILLED, FROZN	30 581	4 199	2 546
657 SPECIAL YARN, TXLT. FABRIC	1 368	1 192	731	036 CRUSTACEANS, MOLLUSCS ETC	73	58	36
658 TEXTILE ARTICLES NES	10 273	12 331	7 589	037 FISH ETC. PREPRD, PRSVD, NES	2 689	1 322	810

7 IMPORTS AND EXPORTS (SPECIAL TRADE) BY COUNTRIES OF PRODUCTION AND CONSUMPTION AND BY GROUPS OF THE SITC-REV. III 1994

GROUP DESCRIPTION	DT = 100 KG	1 000 DM	1 000 \$	GROUP DESCRIPTION	DT = 100 KG	1 000 DM	1 000 \$
041 WHEAT, MESLIN, UNMILLED	72 527	1 257	723	663 MINERAL MANUFACTURES, NES	24 443	9 448	5 806
042 RICE	6 477	357	226	664 GLASS	22 526	7 952	4 964
043 BARLEY, UNMILLED	250 618	3 686	2 117	665 GLASSWARE	1 652	1 109	671
044 MAIZE UNMILLED	1 526	634	384	666 POTTERY	209	149	93
048 CEREAL PREPARATIONS	12 199	3 769	2 342	671 PIG IRON, SPIEGELEISN, ETC	1 910	1 111	691
054 VEGETABLES	30 538	2 591	1 627	672 INGOTS ETC. IRON OR STEEL	84 994	2 818	1 704
056 VEGETABLES, PRPD, PRSVD, NES	12 936	1 789	1 121	673 FLAT-ROLLED IRON ETC.	84 571	7 749	4 871
057 FRUIT, NUTS EXCL. OIL NUTS	6 965	1 147	717	674 FLAT-ROLLED PLATED IRON	41 162	5 630	3 512
058 FRUIT, PRESERVED, PREPARED	6 099	2 517	1 562	675 FLAT-ROLLED, ALLOY STEEL	14 019	4 102	2 524
059 FRUIT, VEGETABLE JUICES	6 060	497	314	676 IRON, STL, BAR, SHAPES ETC.	70 314	6 006	3 679
061 SUGARS, MOLASSES, HONEY	155 478	6 703	4 115	677 RAILWAY TRACK IRON, STEEL	260	122	73
062 SUGAR CONFECTIONERY	645	318	199	678 WIRE OF IRON OR STEEL	3 440	775	488
071 COFFEE, COFFEE SUBSTITUTE	1 534	1 889	1 162	679 TUBES, PIPES, ETC. IRON, STL	435 392	64 992	40 331
072 COCOA	5 671	759	473	681 SILVER, PLATINUM, ETC.	15	388	242
073 CHOCOLATE, OTH. COCOA PREP	11 639	5 947	3 676	682 COPPER	16 605	10 136	6 317
074 TEA AND MATE	636	219	137	683 NICKEL	176	223	134
075 SPICES	697	370	234	684 ALUMINIUM	16 645	10 763	6 675
081 ANIMAL FEED STUFF	275 785	21 715	13 563	686 ZINC	334	59	38
091 MARGARINE AND SHORTENING	1 287	189	115	687 TIN	40	57	36
098 EDIBLE PROD. PREPRTNS, NES	24 678	10 502	6 450	689 MISC. NON-FERR. BASE METAL	22 411	202	123
111 NON-ALCOHOL. BEVERAGE, NES	12 968	1 104	687	691 METALLIC STRUCTURES NES	22 111	10 006	6 200
112 ALCOHOLIC BEVERAGES	3 867	931	566	692 CONTAINERS, STORAGE, TRNSP	15 682	8 722	5 427
121 TOBACCO, UNMANUFACTURED	1 856	916	583	693 WIRE PRODUCTS EXCL. ELECT	1 776	1 079	636
122 TOBACCO, MANUFACTURED	2 756	2 929	1 750	694 NAILS, SCREWS, NUTS, ETC.	8 471	5 630	3 517
211 HIDES, SKINS (EX. FURS), RAW	34 771	8 801	5 464	695 TOOLS	2 547	9 928	6 101
212 FURSKINS, RAW	18	106	66	696 CUTLERY	63	331	201
222 OILSEED (SFT. FIX VEG. OIL)	9 381	1 122	687	697 HOUSEHOLD EQUIPMENT, NES	1 180	1 269	778
223 OILSEED (OTH. FIX. VEG. OIL)	794	218	139	699 MANUFACT. BASE METAL, NES	35 055	26 696	16 575
231 NATURAL RUBBER, ETC.	7 984	1 664	1 026	700 CPL IND PLANT (84/85/87)	46	270	155
232 SYNTHETIC RUBBER, ETC.	27 086	5 301	3 270	711 STEAM GENER. BOILERS, ETC.	12 640	3 266	2 018
246 WOOD IN CHIPS, PARTICLES	12 779	106	66	712 STEAM TURBINES	1	93	55
247 WOOD ROUGH, ROUGH SQUARED	1 365	117	68	713 INTRNL COMBUS PSTN ENGIN	22 332	54 919	34 522
248 WOOD, SIMPLY WORKED	8 402	769	483	714 ENGINES, MOTORS NON-ELECT	716	96	58
251 PULP AND WASTE PAPER	141 897	4 444	2 851	716 ROTATING ELECTRIC PLANT	67 424	39 928	24 980
266 SYNTHETIC FIBRES	1 378	577	362	718 OTH. POWR. GENRTNG. MACHNRY	279	1 059	662
267 OTHER MAN-MADE FIBRES	5 842	3 271	2 035	721 AGRIC. MACHINES, EX. TRACTR	17 852	17 790	11 096
268 WOOL, OTHER ANIMAL HAIR	2 610	2 711	1 678	722 TRACTORS	551	703	439
269 WORN CLOTHING, TEXTL. ARTL	4 078	551	341	723 CIVIL ENGINEERING EQUIPT	8 832	7 951	4 968
273 STONE, SAND AND GRAVEL	33 285	358	224	724 TEXTILE, LEATHER MACHINES	8 950	43 019	26 489
274 SULPHUR, UNRSTO. IRON PYRS	2 105	711	433	725 PAPER, PULP MILL MACHINES	7 883	10 361	6 291
278 OTHER CRUDE MINERALS	88 778	1 449	901	726 PRINTNG, BOOKBINDNG MACHS	5 371	22 160	13 911
285 ALUMINIUM ORE, CONCTR. ETC	8 416	1 094	670	727 FOOD-PROCESS. MCH. NON DOM	2 024	6 871	4 299
287 ORE, CONCENTR. BASE METALS	1 498	88	55	728 OTH. MACH. PTS, SPCL INDUST	19 137	59 901	36 986
288 NON-FERROUS WASTE, SCRAP	1 596	126	73	731 METAL REMOVAL WRK TOOLS	10 598	17 080	10 703
291 CRUDE ANIMAL MATERLS, NES	1 661	1 378	860	733 MACH-TOOLS, METAL-WORKING	4 722	4 746	2 948
292 CRUDE VEG. MATERIALS, NES	2 015	3 460	2 136	735 PARTS, NES, FOR MACH-TOOLS	2 426	5 048	3 159
334 PETROLEUM PRODUCTS	66 177	4 907	2 992	737 METALWORKING MACHNRY NES	1 740	6 951	4 291
335 RESIDUAL PETROL. PRODUCTS	168 830	5 465	3 449	741 HEATING, COOLNG EQIP, PART	6 840	18 804	11 644
351 ELECTRIC CURRENT, MWH	126 700	4 919	3 216	742 PUMPS FOR LIQUIDS, PARTS	4 308	13 583	8 428
411 ANIMAL OILS AND FATS	773	106	68	743 PUMPS NES, CENTRIFUGS ETC	7 482	24 102	14 691
421 FIXED VEG. FAT, OILS, SOFT	9 016	1 092	671	744 MECHANICAL HANDLING EQIP	9 557	17 732	11 070
422 FIXED VEG. FAT, OILS, OTHER	1 071	121	71	745 OTH. NONELEC MCH, TOOL, NES	5 755	26 170	16 287
431 ANIMAL, VEG. FATS, OILS, NES	4 434	611	371	746 BALL DR ROLLER BEARINGS	3 856	11 279	7 103
511 HYDROCARBONS, NES, DERIVTS	109 331	7 680	4 929	747 TAPS, COCKS, VALVES, ETC.	4 408	16 392	10 272
512 ALCOHOL, PHENOL, ETC. DERIV	22 058	7 828	4 849	748 TRANSMISSIONS SHAFTS ETC	7 282	4 245	2 660
513 CARBOXYLIC ACIDS, DERIVTS	162 215	21 050	13 186	749 NON-ELECT MACH. PARTS, ETC	3 032	9 287	5 723
514 NITROGEN-FUNCT. COMPOUNDS	15 213	2 456	1 511	751 OFFICE MACHINES	895	4 673	2 941
515 ORGANO-INORGANIC COMPNDS	14 982	7 385	4 515	752 AUTOMATC. DATA PRDC. EQUIP	1 912	19 947	12 313
516 OTHER ORGANIC CHEMICALS	11 350	2 780	1 723	759 PARTS, FOR OFFICE MACHINS	692	7 976	4 968
522 INORGANIC CHEM. ELEMENTS	49 884	6 243	3 844	761 TELEVISION RECEIVERS ETC	398	1 737	1 072
523 METAL. SALTS, INORGAN. ACID	69 243	3 862	2 386	762 RADIO-BROADCAST RECEIVER	165	1 542	949
524 OTHER CHEMICAL COMPOUNDS	595	211	128	763 SOUND RECORDER, PHONOGRPH	368	2 896	1 812
531 SYNTH. COLOURS, LAKES, ETC.	2 749	5 612	3 454	764 TELECOMM. EQUIP. PARTS NES	5 498	74 601	46 237
532 DYEING, TANNING MATERIALS	5 077	1 195	744	771 ELECT POWER MACHNY. PARTS	2 085	8 423	5 257
533 PIGMENTS, PAINTS, ETC.	37 354	22 116	13 747	772 ELEC. SWITCH, RELAY, CIRCUIT	8 401	54 436	33 916
541 MEDICINES, ETC. EXC. GRP542	6 878	9 629	5 919	773 ELECTR DISTRIB. EQPT NES	47 232	64 529	40 000
542 MEDICAMENTS	6 569	37 264	23 017	774 ELECTRO-MEDCL. XRAY EQIP	1 440	44 817	28 553
551 ESSNTL. OIL, PERFUME, FLAVR	1 091	1 718	1 084	775 DOM. ELEC. NON-ELEC. EQUIPT	4 374	8 240	5 125
553 PERFUMERY, COSMETICS, ETC.	8 486	9 067	5 611	776 TRANSISTORS, VALVES, ETC.	4 234	14 338	8 759
554 SOAP, CLEANERS, POLISH, ETC.	28 072	7 728	4 754	778 ELECTRIC. MACH. APPART. NES	10 208	26 090	16 256
562 FERTILIZER, EXCEPT GRP272	8 359	140	84	781 PASS. MOTOR VEHCLS. EX. BUS	25 007	41 516	25 708
571 POLYMERS OF ETHYLENE	15 362	2 396	1 508	782 GOODS, SPCL TRANSPORT VEH	6 421	6 361	3 911
572 POLYMERS OF STYRENE	19 133	3 687	2 250	783 ROAD MOTOR VEHICLES NES	3 486	6 619	4 160
573 POLYMERS, VINYL CHLORIDE	16 921	4 555	2 831	784 PARTS, TRACTORS, MOTOR VEH	103 683	137 486	86 020
574 POLYACETAL, POLYCARBONATE	18 032	7 338	4 567	785 CYCLES, MOTORCYCLES ETC.	854	1 339	815
575 OTH. PLASTIC, PRIMARY FORM	38 470	15 551	9 700	786 TRAILERS, SEMI-TRAILR, ETC	14 299	9 107	5 665
579 PLASTIC WASTE, SCRAP ETC	139	96	61	791 RAILWAY VEHICLES. EQUIPNT	8 131	14 070	8 785
581 PLASTIC TUBE, PIPE, HOSE	3 137	4 338	2 727	792 AIRCRAFT, ASSOCTD. EQUIPNT	16	516	329
582 PLASTIC PLATE, SHEETS, ETC	29 173	17 734	10 996	793 SHIP, BOAT, FLOAT. STRUCTRS	133	543	336
583 MONOFILAMENT OF PLASTICS	3 805	2 616	1 621	811 PREFABRICATED BUILDINGS	177	260	164
591 INSECTICIDES, ETC.	3 349	3 196	1 950	812 PLUMBNG, SANITRY, EQPT. ETC	4 454	2 006	1 257
592 STARCHES, INULIN, ETC.	7 966	3 578	2 223	813 LIGHTNG FIXTURES ETC. NES	7 572	8 341	5 249
593 EXPLOSIVES, PYROTECHNICS	306	5 104	66	821 FURNITURE, CUSHIONS, ETC.	14 621	15 371	9 527
597 PREPRD ADDITIVES, LIQUIDS	12 356	5 400	3 324	831 TRUNK, SUIT-CASES, BAG, ETC	905	2 794	1 730
598 MISC. CHEMICAL PRDTS, NES	97 694	23 127	14 378	841 MENS, BOYS CLOTHNG, X-KNIT	862	1 913	1 176
600 CPL IND PLANT CHAP 69-76	25	162	93	842 WOMEN, GIRL CLOTHNG, X-KNIT	467	3 299	2 055
611 LEATHER	5 996	13 791	8 609	843 MENS, BOYS CLOTHING, KNIT	39	162	96
612 MANUFACT. LEATHER ETC. NES	39	201	122	844 WOMEN, GIRLS CLOTHING, KNIT	1 033	2 509	1 565
613 FURSKINS, TANNED, DRESSED	451	1 407	862	845 OTHR. TEXTILE APPAREL, NES	2 108	7 137	4 410
621 MATERIALS OF RUBBER	4 650	4 517	2 832	846 CLOTHING ACCESSRS, FABRIC	818	3 097	1 921
625 RUBBER TYRES, TUBES, ETC.	15 548	2 773	1 727	848 CLOTHING, NONTXTL; HEADGEAR	636	2 339	1 452
629 ARTICLES OF RUBBER, NES	1 978	5 750	3 590	851 FOOTWEAR	6 904	7 957	4 969
633 CORK MANUFACTURES	44	213	139	871 OPTICAL INSTRUMENTS, NES	42	812	507
634 VENEERS, PLYWOOD, ETC.	33 416	9 520	5 923	872 MEDICAL INSTRUMENTS NES	721	7 678	4 749
635 WOOD MANUFACTURES, NES	8 647	3 015	1 873	873 METERS, COUNTERS, NES	3 047	13 209	8 158
641 PAPER AND PAPERBOARD	81 549	16 528	10 308	874 MEASURE, CONTROL INSTRMNT	2 969	40 663	25 347
642 PAPER, PAPERBOARD, CUT ETC	28 460	9 911	6 132	881 PHOTOGRAPH APPAR. ETC. NES	243	1 875	1 167
651 TEXTILE YARN	9 932	14 815	9 205	882 PHOTO. CINEMATOGRPH. SUPPL	1 767	3 869	2 396
652 COTTON FABRICS, WOVEN	22 047	39 869	24 628	884 OPTICAL GOODS NES	72	1 341	826
653 FABRICS, MAN-MADE FIBRES	16 037	47 831	29 667	885 WATCHES AND CLOCKS	126	828	522
654 OTH. TEXTILE FABRIC, WOVEN	5 946	23 429	14 611	891 ARMS AND AMMUNITION	20	89	57
655 KNIT, CROCHET, FABRIC NES	5 273	14 087	8 767	892 PRINTED MATTER	8 674	9 673	6 008
656 TULLE, LACE, EMBROIDRY, ETC	1 049	4 787	2 950	893 ARTICLES, NES, OF PLASTICS	21 174	19 207	12 008
657 SPECIAL YARN, TXTL. FABRIC	10 717	21 541	13 311	894 BABY CARRIAGE, TOYS, GAMES	3 017	4 254	2 633
658 TEXTILE ARTICLES NES	1 065	2 351	1 456	895 OFFICE, STATIONERY SUPPLS	770	1 535	935
659 FLOOR COVERINGS, ETC.	1 327	979	601	897 GOLD, SILVERWARE, JEWEL NES	2	1 035	658
661 LIME, CEMENT, CONSTR. MATRL	10 035	1 094	680	898 MUSICAL INSTRUMENTS, ETC.	1 933	8 556	5 232
662 CLAY, REFRCT. CONSTR. MATRL	46 196	13 446	8 442	899 MISC MANUFCTRD GOODS NES	2 992	12 444	7 676

7 IMPORTS AND EXPORTS (SPECIAL TRADE) BY COUNTRIES OF PRODUCTION AND CONSUMPTION AND BY GROUPS OF THE SITC-REV. III 1994

GROUP DESCRIPTION	DT = 100 KG	1 000 DM	1 000 \$	GROUP DESCRIPTION	DT = 100 KG	1 000 DM	1 000 \$
941 COMPL. IND. PLANT CHAPT 99	142	195	112	641 PAPER AND PAPERBOARD	213 646	14 187	8 834
971 GOLD, NON-MONETARY EXCL. DRES		573	352	642 PAPER, PAPERBOARD, CUT ETC	69 374	24 629	15 110
HUNGARY				651 TEXTILE YARN	27 084	17 038	10 485
IMPORTS				652 COTTON FABRICS, WOVEN	2 601	3 879	2 411
001 LIVE ANIMALS	39 061	12 763	7 865	653 FABRICS, MAN-MADE FIBRES	15 447	9 289	5 649
011 BOVINE MEAT	8 524	4 802	2 914	654 OTH. TEXTILE FABRIC, WOVEN	5 099	3 153	1 970
012 OTHER MEAT, MEAT OFFAL	361 180	217 327	137 031	655 KNIT, CROCHET, FABRIC NES	3 161	4 803	2 987
017 MEAT, OFFL. PRPD, PRSVD, NES	141 861	103 964	64 363	656 TULLE, LACE, EMBROIDRY, ETC	215	796	477
024 CHEESE AND CURD	2 846	1 173	728	657 SPECIAL YARN, TXTL. FABRIC	18 949	7 062	4 393
025 EGGS, BIRDS, YOLKS, ALBUMIN	432	240	147	658 TEXTILE ARTICLES NES	28 704	51 811	31 993
034 FISH, FRESH, CHILLED, FROZEN	7 620	5 135	3 228	659 FLOOR COVERINGS, ETC.	10 264	11 596	7 141
041 WHEAT, MESLIN, UNMILLED	791 171	14 682	9 501	661 LIME, CEMENT, CONSTR. MATRL	47 819	1 775	1 119
043 BARLEY, UNMILLED	152 750	2 980	1 839	662 CLAY, REFRCT. CONSTR. MATRL	183 957	21 192	13 044
044 MAIZE UNMILLED	77 274	19 361	11 506	663 MINERAL MANUFACTURES, NES	75 125	12 413	7 646
045 OTHER CEREALS, UNMILLED	89 884	3 940	2 512	664 GLASS	279 461	25 512	15 812
048 CEREAL PREPARATIONS	21 066	6 757	4 198	665 GLASSWARE	59 441	17 339	10 719
054 VEGETABLES	640 703	62 136	39 270	666 POTTERY	6 551	6 316	3 894
056 VEGETABLES, PRPD, PRSVD, NES	348 110	57 028	35 388	667 PEARLS, PRECIOUS STONES			
057 FRUIT, NUTS EXCL. OIL NUTS	376 594	39 326	21 091	671 PIG IRON, SPIEGELEISN, ETC	11 655	769	480
058 FRUIT, PRESERVED, PREPARED	215 615	36 059	22 253	672 INGOTS ETC. IRON OR STEEL	136 014	7 107	4 557
059 FRUIT, VEGETABLE JUICES	142 300	19 525	12 200	673 FLAT-ROLLED IRON ETC.	1 531 563	87 876	54 544
061 SUGARS, MOLASSES, HONEY	38 260	7 651	4 738	674 FLAT-ROLLED PLATED IRON	25 410	2 052	1 315
062 SUGAR CONFECTIONERY	2 195	1 159	723	675 FLAT-ROLLED, ALLOY STEEL	31 318	8 595	5 433
072 COCOA	3 221	1 127	83	676 IRON, STL, BAR, SHAPES ETC.	710 516	36 015	22 303
073 CHOCOLATE, OTH. COCOA PREP	3 897	2 466	1 499	677 RAILWAY TRACK IRON, STEEL	547	60	36
075 SPICES	30 358	14 214	8 752	678 WIRE OF IRON OR STEEL	1 890	171	103
081 ANIMAL FEED STUFF	85 717	3 142	1 983	679 TUBES, PIPES, ETC. IRON, STL	619 914	49 270	30 377
098 EDIBLE PRD. PREPRTNS, NES	32 450	6 601	4 065	681 SILVER, PLATINUM, ETC.		241	153
111 NON-ALCOHOL. BEVERAGE, NES	4 371	564	344	682 COPPER	62 176	22 658	14 005
112 ALCOHOLIC BEVERAGES	172 479	23 094	14 029	683 NICKEL	1 699	1 710	1 094
121 TOBACCO, UNMANUFACTURED	1 371	1 009	603	684 ALUMINIUM	301 115	89 360	55 142
122 TOBACCO, MANUFACTURED	1 058	2 948	1 789	686 ZINC	220	61	40
211 HIDES, SKINS (EX. FURS), RAW	16 889	3 520	2 184	687 TIN	152	86	55
222 OILSEED (SFT. FIX. VEG. OIL)	1 566 485	75 784	47 582	689 MISC. NON-FERR. BASE METAL	1 054	438	275
223 OILSEED (OTH. FIX. VEG. OIL)	23 001	4 451	2 774	691 METALLIC STRUCTURES NES	204 288	66 639	41 422
232 SYNTHETIC RUBBER, ETC.	5 083	546	339	692 CONTAINERS, STORAGE, TRNSP	36 389	11 992	7 416
245 FUEL WOOD, WOOD CHARCOAL	13 880	1 012	622	693 WIRE PRODUCTS EXCL. ELECT	20 503	2 671	1 699
246 WOOD IN CHIPS, PARTICLES	14 522	477	298	694 NAILS, SCREWS, NUTS, ETC.	21 959	8 547	5 300
247 WOOD ROUGH, ROUGH SQUARED	8 566	254	156	695 TOOLS	10 449	13 117	8 150
248 WOOD, SIMPLY WORKED	105 237	10 575	6 557	696 CUTLERY	44	195	118
251 PULP AND WASTE PAPER	20 284	1 902	1 218	697 HOUSEHOLD EQUIPMENT, NES	111 207	51 263	31 936
263 COTTON	8 194	1 124	677	699 MANUFACTS. BASE METAL, NES	256 780	101 157	62 862
266 SYNTHETIC FIBRES	18 702	3 322	2 083	711 STEAM GENER. BOILERS, ETC.	4 677	2 257	1 389
267 OTHER MAN-MADE FIBRES	5 950	562	338	712 STEAM TURBINES	1 798	1 367	838
268 WOOL, OTHER ANIMAL HAIR	3 540	1 748	1 072	713 INTRNL COMBUS PSTN ENGIN	99 314	164 260	104 307
269 WORN CLOTHING, TEXTL. ARTL	6 511	418	259	714 ENGINES, MOTORS NON-ELECT	4 937	7 193	4 322
272 FERTILIZERS, CRUDE	1 853	98	60	716 ROTATING ELECTRIC PLANT	108 384	104 773	65 191
273 STONE, SAND AND GRAVEL	9 890	326	202	718 OTH. POWR. GENRTNG. MACHNRY	2 150	3 060	1 897
277 NATURAL ABRASIVES, NES	26 792	2 698	1 696	721 AGRIC. MACHINES, EX. TRACTR	127 906	70 636	43 306
278 OTHER CRUDE MINERALS	177 431	3 677	2 272	722 TRACTORS	543	407	262
282 FERROUS WASTE AND SCRAP	50 011	5 633	3 493	723 CIVIL ENGINEERING EQUIPT	126 362	45 151	28 134
285 ALUMINIUM ORE, CONCTR. ETC	99 034	3 719	2 286	724 TEXTILE, LEATHER MACHINES	9 711	8 295	5 089
288 NON-FERROUS WASTE, SCRAP	138 971	28 493	17 771	725 PAPER, PULP MILL MACHINES	2 042	1 407	867
289 PREC. METAL ORES, CONCTR	1	3 232	2 022	726 PRINTING, BOOKBINDING MACHS	1 071	1 792	1 106
291 CRUDE ANIMAL MATERLS. NES	52 972	60 266	37 565	727 FOOD-PROCESS. MCH. NON DOM	2 430	2 559	1 580
292 CRUDE VEG. MATERIALS, NES	148 381	22 158	13 864	728 OTH. MACH. PTS, SPCL INDUST	48 912	31 155	19 213
325 COKE, SEMI-COKE, RET. CARBN	323 490	6 001	3 654	731 METAL REMOVAL WORK TOOLS	4 680	3 184	1 933
334 PETROLEUM PRODUCTS	2 190 661	57 561	35 839	733 MACH-TOOLS, METAL-WORKING	3 066	1 834	1 142
335 RESIDUAL PETROL. PRODUCTS	402 044	20 431	12 585	735 PARTS, NES, FOR MACH-TOOLS	5 823	5 247	3 212
342 LIQUEFIED PROPANE, BUTANE	1 925	78	45	737 METALWORKING MACHNRY NES	4 947	5 360	3 321
344 PETROLEUM GASES, NES	1 055	115	66	741 HEATING, COOLING EQUIP, PART	30 980	23 392	14 581
411 ANIMAL OILS AND FATS	36 687	3 560	2 191	742 PUMPS FOR LIQUIDS, PARTS	8 979	9 163	5 668
421 FIXED VEG. FAT, OILS, SOFT	1 721	194	117	743 PUMPS NES, CENTRIFUGS ETC	15 365	21 760	13 579
422 FIXED VEG. FAT, OILS, OTHER	1 134	303	174	744 MECHANICAL HANDLING EQUIP	50 375	18 614	11 526
431 ANIMAL, VEG. FATS, OILS, NES	31 934	2 050	1 276	745 OTH. NON-ELEC MCH, TOOL, NES	10 790	12 913	7 942
451 HYDROCARBONS, NES, DERIVTS	218 281	10 857	6 764	746 BALL DR ROLLER BEARINGS	24 904	17 082	10 594
512 ALCOHOL, PHENOL, ETC. DERIV	1 613	257	163	747 TAPS, COCKS, VALVES, ETC.	12 274	26 852	16 597
513 CARBOXYLIC ACIDS, DERIVTS	88 947	11 988	7 444	748 TRANSMISSIONS SHAFTS ETC	11 517	8 847	5 488
514 NITROGEN-FUNCT. COMPOUNDS	65 440	22 536	13 978	749 NON-ELECT MACH. PARTS, ETC	22 351	33 494	20 808
515 ORGANO-INORGANIC COMPNDS	13 260	9 833	6 132	751 OFFICE MACHINES	81	130	82
516 OTHER ORGANIC CHEMICALS	1 404	621	389	752 AUTOMAT. DATA PROC. EQUIP	38	659	408
522 INORGANIC CHEM. ELEMENTS	693 291	24 550	15 286	753 PARTS, FOR OFFICE MACHINS	5 417	11 196	6 984
523 METAL. SALTS, INDRGAN. ACID	155 458	6 040	3 742	761 TELEVISION RECEIVERS ETC	2 080	6 312	4 082
524 OTHER CHEMICAL COMPOUNDS	3 101	170	107	762 RADIO-BROADCAST RECEIVER	2 691	6 637	4 118
525 RADIO-ACTIVE MATERIALS		465	284	763 SOUND RECORDER, PHONOGRPH	8 410	46 978	28 978
531 SYNTH. COLOURS, LAKES, ETC.	61	84	39	764 TELECOMM. EQUIP. PARTS NES	20 125	69 405	43 465
533 PIGMENTS, PAINTS, ETC.	1 187	335	208	771 ELECT POWER MACHNRY, PARTS	25 081	44 076	27 278
541 MEDICINES, ETC. EXC. GRP542	4 447	5 619	3 466	772 ELECT. SWITCH, RELAY, CIRCUIT	45 871	138 282	86 028
542 MEDICAMENTS	1 333	12 489	7 804	773 ELECTR. DISTRIB. EQPT NES	138 629	337 232	208 603
551 ESSENTL. OIL, PERFUME, FLAVR	1 743	807	495	774 ELECTRO-MEDCL. XRAY EQUIP	294	1 658	1 019
553 PERFUMERY, COSMETICS, ETC.	321	258	159	775 DOM. ELEC. NON-ELEC. EQUIPT	114 922	76 388	47 705
554 SOAP, CLEANERS, POLISH, ETC	620	318	192	776 TRANSISTORS, VALVES, ETC.	219	5 981	3 720
562 FERTILIZER, EXCEPT GRP272	184 385	4 951	2 958	778 ELECTRIC. MACH. APPART. NES	33 645	84 149	52 072
571 POLYMERS OF ETHYLENE	368 436	41 609	25 910	781 PASS. MOTOR VEHCLS. EX. BUS	8 959	13 940	8 904
572 POLYMERS OF STYRENE	101 434	17 967	11 237	782 GOODS, SPCL TRANSPORT VEH	1 526	856	530
573 POLYMERS, VINYL CHLORIDE	281 604	29 891	18 504	783 ROAD MOTOR VEHICLES NES	2 025	1 742	1 108
574 POLYACETAL, POLYCARBONATE	5 550	2 124	1 312	784 PARTS, TRACTORS, MOTOR VEH	116 804	124 717	77 637
575 OTH. PLASTIC, PRIMARY FORM	48 646	6 639	4 180	785 CYCLES, MOTORCYCLES ETC.	2 975	2 939	1 790
579 PLASTIC WASTE, SCRAP ETC	3 837	212	130	786 TRAILERS, SEMI-TRAILR, ETC	202 695	100 034	62 011
581 PLASTIC TUBE, PIPE, HOSE	4 062	2 166	1 324	791 RAILWAY VEHICLES, EQUIPNT	35 329	10 328	6 615
582 PLASTIC PLATE, SHEETS, ETC	65 760	21 841	13 666	792 AIRCRAFT, ASSCQD. EQUIPNT	36	461	291
583 MONOFILAMENT OF PLASTICS	6 877	1 487	924	793 SHIP, BOAT, FLOAT, STRUCTRS	1 024	927	582
591 INSECTICIDES, ETC.	1 198	934	594	811 PREFABRICATED BUILDINGS	76 883	14 826	9 250
592 STARCHES, INULIN, ETC.	2 145	1 487	925	812 PLUMBING, SANITRY, EQPT. ETC	79 006	23 216	14 438
597 PREPRED ADDITIVES, LIQUIDS	2 425	804	496	813 LIGHTING FIXTURES ETC. NES	29 669	20 047	12 440
598 MISC. CHEMICAL PRDCTS. NES	9 838	1 538	949	821 FURNITURE, CUSHIONS, ETC.	295 999	169 006	104 459
611 LEATHER	24 169	26 267	16 206	831 TRUNK, SUIT-CASES, BAG, ETC	21 392	15 186	9 368
612 MANUFACT. LEATHER ETC. NES	317	956	590	841 MENS, BOYS CLOTHING, X-KNIT	26 333	120 013	73 969
613 FURSKINS, TANNED, DRESSED	108	1 521	926	842 WOMEN, GIRL CLOTHING, XKNIT	40 396	306 674	189 058
621 MATERIALS OF RUBBER	6 849	1 977	1 226	843 MENS, BOYS CLOTHING, KNIT	5 399	18 599	11 576
625 RUBBER TYRES, TUBES, ETC.	54 820	20 927	13 024	844 WOMEN, GIRLS CLOTHING, KNIT	17 265	78 589	48 815
629 ARTICLES OF RUBBER, NES	21 346	16 436	10 161	845 OTHR. TEXTILE APPAREL, NES	30 094	172 062	106 538
633 CORK MANUFACTURES	12	59	39	846 CLOTHING ACCESSRS, FABRIC	7 316	41 232	25 018
634 VENEERS, PLYWOOD, ETC.	226 682	15 066	9 293	848 CLOTHING, NONTXTL; HEADGEAR	3 230	28 769	17 918
635 WOOD MANUFACTURES, NES	185 150	44 291	27 663	851 FOOTWEAR	58 448	250 356	155 266
				871 OPTICAL INSTRUMENTS, NES	30	443	267
				872 MEDICAL INSTRUMENTS NES	9 089	19 042	11 905
				873 METERS, COUNTERS, NES	2 164	2 873	1 797

7 IMPORTS AND EXPORTS (SPECIAL TRADE) BY COUNTRIES OF PRODUCTION AND CONSUMPTION AND BY GROUPS OF THE SITC-REV. III 1994

GROUP DESCRIPTION	DT = 100 KG	1 000 DM	1 000 \$	GROUP DESCRIPTION	DT = 100 KG	1 000 DM	1 000 \$
874 MEASURE, CONTROL INSTRMNT	7 499	22 510	13 966	562 FERTILIZER, EXCEPT GRP272	20 800	1 422	870
881 PHOTOGRAPH APPAR, ETC. NES	304	633	380	571 POLYMERS OF ETHYLENE	66 097	10 428	6 515
882 PHOTO. CINEMATOGRPH. SUPPL	96	205	127	572 POLYMERS OF STYRENE	52 088	12 673	7 886
884 OPTICAL GOODS NES	1 231	15 849	9 782	573 POLYMERS, VINYL CHLORIDE	62 085	12 603	7 846
885 WATCHES AND CLOCKS	766	7 994	4 890	574 POLYACETAL, POLYCARBONATE	53 772	19 858	12 307
891 ARMS AND AMMUNITION	2 005	3 174	1 905	575 OTH. PLASTIC, PRIMARY FORM	135 082	48 461	29 984
892 PRINTED MATTER	52 702	16 054	9 969	579 PLASTIC WASTE, SCRAP ETC	1 024	139	86
893 ARTICLES, NES, OF PLASTICS	87 748	43 720	27 127	581 PLASTIC TUBE, PIPE, HOSE	12 774	21 376	13 222
894 BABY CARRIAGE, TOYS, GAMES	40 066	36 060	22 377	582 PLASTIC PLATE, SHEETS, ETC	62 789	44 601	27 687
895 OFFICE, STATIONERY SUPPLS	1 182	988	620	583 MONOFILAMENT OF PLASTICS	3 969	3 650	2 161
896 WORKS OF ART, ANTIQUE ETC	1 092	3 459	2 145	591 INSECTICIDES, ETC.	22 127	27 708	16 465
897 GOLD, SILVERWARE, JEWEL NES	8	1 007	634	592 STARCHES, INULIN, ETC.	31 328	13 431	8 306
898 MUSICAL INSTRUMENTS, ETC.	401	4 155	2 555	593 EXPLOSIVES, PYROTECHNICS	368	677	416
899 MISC MANUFACTD GOODS NES	64 118	16 771	10 374	597 PREPRD ADDITIVES, LIQUIDS	25 681	10 606	6 588
961 COIN NONGOLD NONCURRENT	9	1 252	780	598 MISC. CHEMICAL PRODS. NES	170 636	57 501	35 586
971 GOLD, NONMONEY EXCL DRES		1 159	724	600 CPL IND PLANT CHAP 69-76	4 123	3 208	2 047
				611 LEATHER	30 607	142 374	88 182
EXPORTS	11 589 980	6 376 409	3 951 290	612 MANUFACT. LEATHER ETC. NES	204	991	608
001 LIVE ANIMALS	1 908	1 811	1 109	613 FURSKINS, TANNED, DRESSED	1 373	8 313	5 217
011 BOVINE MEAT	97 260	17 694	10 931	621 MATERIALS OF RUBBER	14 538	13 024	8 187
012 OTHER MEAT MEAT OFFAL	132 364	20 072	12 684	625 RUBBER TYRES, TUBES, ETC.	30 207	14 323	8 892
016 MEAT, ED. OFFL, DRY, SLT, SMK	851	194	122	629 ARTICLES OF RUBBER, NES	11 049	25 536	15 851
017 MEAT, OFFL, PRPD, PRSD, NES	972	553	345	633 CORK MANUFACTURES	542	1 226	764
022 MILK AND CREAM	102 187	20 713	12 803	634 VENEERS, PLYWOOD, ETC.	87 364	15 355	9 611
023 BUTTER, OTHER FAT OF MILK	996	378	226	635 WOOD MANUFACTURES, NES	21 506	6 168	3 836
024 CHEESE AND CURD	17 804	7 189	4 498	641 PAPER AND PAPERBOARD	353 696	81 388	50 383
025 EGGS, BIRDS, YOLKS, ALBUMIN	8 211	1 248	801	642 PAPER, PAPERBOARD, CUT ETC	148 842	53 870	33 305
034 FISH, FRESH, CHILLED, FROZN	4 888	1 572	985	651 TEXTILE YARN	36 927	46 106	28 421
036 CRUSTACEANS, MOLLUSCS ETC	224	141	88	652 COTTON FABRICS, WOVEN	34 640	80 039	49 520
037 FISH ETC. PRPD, PRSD, NES	13 265	5 140	3 223	653 FABRICS, MAN-MADE FIBRES	37 481	134 650	83 510
041 WHEAT, MESLIN, UNMILLED	6 730	98	63	654 OTH. TEXTILE FABRIC, WOVEN	13 773	72 399	44 864
043 BARLEY, UNMILLED	1 259 765	25 754	15 088	655 KNIT CROCHET FABRIC NES	21 148	61 120	37 998
044 MAIZE UNMILLED	1 112	1 393	828	656 TULLE, LACE, EMBROIDRY, ETC	5 335	21 840	13 540
045 OTHER CEREALS, UNMILLED	15 420	299	181	657 SPECIAL YARN, TXTL FABRIC	41 937	65 347	40 502
046 MEAL, FLOUR OF WHEAT, MSLN	3 115	152	93	658 TEXTILE ARTICLES NES	6 595	13 369	8 244
048 CEREAL PREPARATIONS	169 961	21 394	13 274	659 FLOOR COVERINGS, ETC.	13 076	7 072	4 433
054 VEGETABLES	39 736	5 359	3 338	661 LIME, CEMENT, CONSTR. MATRL	51 992	2 715	1 693
056 VEGETABLES, PRPD, PRSD, NES	17 454	3 818	2 375	662 CLAY, REFRCT. CONSTR. MATRL	88 403	13 531	8 352
057 FRUIT, NUTS EXCL. OIL NUTS	16 350	2 182	1 363	663 MINERAL MANUFACTURES, NES	71 258	25 050	15 504
058 FRUIT, PRESERVED, PREPARED	10 276	4 215	2 609	664 GLASS	35 727	18 023	11 091
059 FRUIT, VEGETABLE JUICES	12 736	1 472	918	665 GLASSWARE	101 377	18 914	11 581
061 SUGARS, MOLASSES, HONEY	273 828	10 465	6 144	666 POTTERY	2 619	1 524	944
062 SUGAR CONFECTIONERY	8 191	5 419	3 335	667 PEARLS, PRECIOUS STONES			
071 COFFEE, COFFEE SUBSTITUTE	1 641	2 478	1 523	671 PIG IRON, SPIEGELEISN, ETC	7 580	1 454	898
072 COCOA	32 030	9 377	5 705	672 INGOTS ETC. IRON OR STEEL	7 388	1 269	772
073 CHOCOLATE, OTH. COCOA PREP	49 754	24 989	15 622	673 FLAT-ROLLED IRON ETC.	186 891	19 119	11 901
074 TEA AND MATE	91	106	69	674 FLAT-ROLLED PLATED IRON	84 595	13 334	8 349
075 SPICES	1 813	1 094	665	675 FLAT-ROLLED, ALLOY STEEL	74 897	20 012	12 358
081 ANIMAL FEED STUFF	607 020	45 101	27 867	676 IRON, STL. BAR, SHAPES ETC.	192 010	23 789	14 877
091 MARGARINE AND SHORTENING	8 796	1 266	769	677 RAILWAY TRACK IRON, STEEL	1 741	874	546
098 EDIBLE PROD. PREPRTNS, NES	75 685	32 342	19 874	678 WIRE OF IRON OR STEEL	19 559	4 837	2 989
111 NON-ALCOHOL. BEVERAGE, NES	20 147	2 508	1 559	679 TUBES, PIPES, ETC. IRON, STL	206 037	8 067	28 075
112 ALCOHOLIC BEVERAGES	69 608	10 049	6 216	681 SILVER, PLATINUM, ETC.	43	1 449	884
121 TOBACCO, UNMANUFACTURED	10 519	7 462	4 645	682 COPPER	34 069	22 647	14 114
122 TOBACCO, MANUFACTURED	1 679	2 916	1 808	683 NICKEL	3 378	11 529	7 096
211 HIDES, SKINS (EX. FURS), RAW	43 927	16 012	9 815	684 ALUMINIUM	56 577	33 289	20 709
212 FURSKINS, RAW	11	256	157	685 LEAD	1 073	125	74
222 OILSEED (SFT. FIX VEG. OIL)	8 251	1 439	879	686 ZINC	4 619	1 032	642
223 OILSEED (OTH. FIX VEG. OIL)	1 539	225	132	687 TIN	479	575	359
231 NATURAL RUBBER, ETC.	5 013	1 048	657	689 MISC. NON-FERR. BASE METAL	136	605	358
232 SYNTHETIC RUBBER, ETC.	33 207	6 605	4 088	691 METALLIC STRUCTURES NES	59 016	30 181	18 760
246 WOOD IN CHIPS, PARTICLES	17 834	181	113	692 CONTAINERS, STORAGE, TRNSP	49 095	21 861	13 607
247 WOOD ROUGH, ROUGH SQUARED	14 327	989	620	693 WIRE PRODUCTS EXCL. ELECT	3 908	2 735	1 686
248 WOOD, SIMPLY WORKED	37 638	5 149	3 210	694 NAILS, SCREWS, NUTS, ETC.	23 791	20 449	12 704
251 PULP AND WASTE PAPER	548 028	12 705	8 052	695 TOOLS	13 403	39 197	21 867
263 COTTON	2 266	583	359	696 CUTLERY	1 914	5 951	3 713
266 SYNTHETIC FIBRES	22 500	6 223	3 805	697 HOUSEHOLD EQUIPMENT, NES	10 421	11 032	6 854
267 OTHER MAN-MADE FIBRES	22 867	11 322	6 996	699 MANUFACTS. BASE METAL, NES	91 651	84 629	52 574
268 WOOL, OTHER ANIMAL HAIR	631	380	237	700 CPL IND PLANT (84/85/87)	5 897	20 256	12 525
269 WORN CLOTHING, TEXTL. ARTL	42 274	4 193	2 599	711 STEAM GENER. BOILERS, ETC.	3 741	4 859	3 068
272 FERTILIZERS, CRUDE	774	54	33	712 STEAM TURBINES	923	1 040	635
273 STONE, SAND AND GRAVEL	287 275	4 354	2 697	713 INTRNL COMBUS PSTN ENGIN	94 662	74 885	47 213
277 NATURAL ABRASIVES, NES	2 914	579	357	714 ENGINES, MOTORS NON-ELECT	5 397	5 292	3 246
278 OTHER CRUDE MINERALS	165 230	4 993	3 097	716 ROTATING ELECTRIC PLANT	61 194	56 312	34 959
285 ALUMINIUM ORE, CONCTR. ETC	40 151	939	587	718 OTH. POWR. GENRTNG. MACHNRY	1 160	4 786	2 947
287 ORE, CONCENTR. BASE METALS	1 368	83	51	721 AGRIC. MACHINES, EX. TRACTR	83 546	60 178	37 244
288 NON-FERROUS WASTE, SCRAP	734	307	184	722 TRACTORS	11 563	8 779	8 779
291 CRUDE ANIMAL MATERLS. NES	30 110	9 587	5 924	723 CIVIL ENGINEERING EQUIPT	70 294	44 159	27 612
292 CRUDE VEG. MATERIALS, NES	11 620	14 904	9 086	724 TEXTILE, LEATHER MACHINES	17 079	61 504	38 301
321 COAL, NOT AGGLOMERATED	1 200	59	36	725 PAPER, PULP MILL MACHINES	6 796	22 874	14 056
322 BRIQUETTES, LIGNITE, PEAT	421 614	4 305	2 688	726 PRINTNG, BOOKBINDNG MACHS	8 511	29 911	18 453
325 COKE, SEMI-COKE, RET. CARBN	660	56	32	727 FOOD-PROCESS. MCH. NON DOM	18 467	36 963	22 704
334 PETROLEUM PRODUCTS	328 957	20 440	12 657	728 OTH. MACH. PTS, SPCL INDUSTR	46 607	110 489	68 025
335 RESIDUAL PETROL. PRODUCTS	46 683	3 761	2 349	731 METAL REMOVAL WORK TOOLS	21 756	62 630	37 296
351 ELECTRIC CURRENT, MWH	610 685	21 575	12 943	733 MACH-TOOLS, METAL-WORKING	15 115	13 141	8 176
411 ANIMAL OILS AND FATS	10 765	1 020	633	735 PARTS, NES, FOR MACH-TOOLS	3 666	12 965	8 023
421 FIXED VEG. FAT, OILS, SOFT	5 304	703	425	737 METALWORKING MACHNRY NES	6 402	14 834	9 225
422 FIXED VEG. FAT, OILS, OTHER	9 660	1 280	791	741 HEATING, COOLNG EQUIP, PART	38 066	75 691	47 153
431 ANIMAL, VEG. FATS, OILS, NES	34 508	4 984	3 104	742 PUMPS FOR LIQUIDS, PARTS	13 235	44 501	27 538
511 HYDROCARBONS, NES, DERIVTS	52 394	6 040	3 771	743 PUMPS NES, CENTRIFUGS ETC	16 663	56 450	35 119
512 ALCOHOL, PHENOL, ETC. DERIV	35 297	7 590	4 700	744 MECHANICAL HANDLING EQUIP	42 336	46 421	28 837
513 CARBOXYLIC ACIDS, DERIVTS	46 665	15 333	9 511	745 OTH. NONELEC. MCH. TOOL, NES	25 385	94 432	58 058
514 NITROGEN-FUNCT. COMPOUNDS	116 041	24 541	15 112	746 BALL OR ROLLER BEARINGS	7 694	21 993	13 580
515 ORGANO-INORGANIC COMPNDS	13 226	11 527	7 200	747 TAPS, COCKS, VALVES, ETC.	8 723	33 175	20 638
516 OTHER ORGANIC CHEMICALS	37 457	12 596	7 762	748 TRANSMISSIONS SHAFTS ETC	23 983	35 406	22 074
522 INORGANIC CHEM. ELEMENTS	66 322	13 609	8 386	749 NON-ELECT MACH. PARTS, ETC	13 711	44 175	27 161
523 METAL. SALTS, INORGAN. ACID	217 586	11 136	6 884	751 OFFICE MACHINES	3 238	15 426	9 455
524 OTHER CHEMICAL COMPOUNDS	7 562	2 975	1 835	752 AUTOMATC. DATA PROC. EQUIP	8 440	90 230	55 920
525 RADIO-ACTIVE MATERIALS	44	676	415	759 PARTS, FOR OFFICE MACHINS	2 924	32 803	20 396
531 SYNTH. COLOURS, LAKES, ETC.	10 225	17 468	10 766	761 TELEVISION RECEIVERS ETC	1 809	7 267	4 493
532 DYEING, TANNING MATERIALS	6 788	1 957	1 207	762 RADIO-BROADCAST RECEIVER	1 507	5 547	3 445
533 PIGMENTS, PAINTS, ETC.	99 143	57 176	35 414	763 SOUND RECORDER, PHONOGRPH	579	3 770	2 340
541 MEDICINES, ETC. EXC. GRP542	3 216	35 955	22 262	764 TELECOMM. EQUIP. PARTS NES	23 670	199 539	124 548
542 MEDICAMENTS	21 180	115 600	71 307	771 ELECT POWER MACHNRY, PARTS	15 806	532 020	20 272
551 ESSENTL. OIL, PERFUME, FLAVR	3 458	6 482	3 997	772 ELECT. SWITCH. RELAY. CIRCUIT	31 172	183 128	113 888
553 PERFUMERY, COSMETICS, ETC.	68 444	59 427	36 660	773 ELECTR. DISTRIB. EQPT NES	125 035	185 775	115 015
554 SOAP, CLEANERS, POLISH, ETC	77 024	18 738	11 540	774 ELECTRO-MEDCL. XRAY EQUIP	897	21 515	13 424
				775 DOM. ELEC. NON-ELEC. EQUIPT	21 483	36 112	22 583

7 IMPORTS AND EXPORTS (SPECIAL TRADE) BY COUNTRIES OF PRODUCTION AND CONSUMPTION AND BY GROUPS OF THE SITC-REV. III 1994

GROUP DESCRIPTION	DT = 100 KG	1 000 DM	1 000 \$	GROUP DESCRIPTION	DT = 100 KG	1 000 DM	1 000 \$
776 TRANSISTORS, VALVES, ETC.	16 891	53 194	33 173	621 MATERIALS OF RUBBER	900	166	104
778 ELECTRIC MACH. APPART. NES	38 180	95 827	59 288	625 RUBBER TYRES, TUBES, ETC.	13 857	4 072	2 506
781 PASS. MOTOR VEHCLS. EX. BUS	308 544	426 096	264 910	629 ARTICLES OF RUBBER, NES	925	2 006	1 235
782 GOODS, SPCL. TRANSPORT. VEH	135 206	95 523	59 029	634 VENEERS, PLYWOOD, ETC.	53 682	6 315	3 865
783 ROAD MOTOR VEHICLES NES	54 398	35 502	22 007	635 WOOD MANUFACTURES, NES	59 462	10 113	6 296
784 PARTS, TRACTORS, MOTOR VEH	151 504	204 699	127 468	641 PAPER AND PAPERBOARD	51 514	5 147	3 175
785 CYCLES, MOTORCYCLES ETC.	2 331	2 987	1 835	642 PAPER, PAPERBOARD, CUT ETC	681	192	117
786 TRAILERS, SEMI-TRAILR, ETC	117 413	60 722	37 674	651 TEXTILE YARN	19 433	5 298	3 240
791 RAILWAY VEHICLES. EQUIPNT	9 675	29 995	19 081	652 CDTTON FABRICS, WOVEN	2 696	2 307	1 437
792 AIRCRAFT, ASSOCTD. EQUIPNT	159	2 342	1 369	653 FABRICS, MAN-MADE FIBRES	534	1 254	778
793 SHIP, BOAT, FLOAT. STRUCTRS	1 760	1 841	1 071	654 OTH. TEXTILE FABRIC, WOVEN	61	167	102
800 CPL IND PLANT CHAP 90/94	145	2 997	1 837	655 KNIT. CROCHET. FABRIC NES	15	54	33
811 PREFABRICATED BUILDINGS	5 288	2 017	1 204	657 SPECIAL YARN, TXTL. FABRIC	358	421	270
812 PLUMBNG, SANITRY, EQPT. ETC	16 191	17 430	10 778	658 TEXTILE ARTICLES NES	12 641	11 766	7 339
813 LIGHTING FIXTURES ETC. NES	6 269	12 870	8 035	659 FLOOR COVERINGS, ETC.	348	936	574
821 FURNITURE, CUSHIONS, ETC.	113 093	77 558	48 061	661 LIME, CEMENT, CONSTR. MATRL	296 690	4 593	2 873
831 TRUNK, SUIT-CASES, BAG, ETC	3 403	6 549	4 037	663 MINERAL MANUFACTURES, NES	859	413	256
841 MENS, BOYS CLOTHNG, X-KNIT	2 198	8 269	5 112	664 GLASS	39 908	3 494	2 168
842 WOMEN, GIRL CLOTHNG, X-KNIT	3 890	21 367	13 251	665 GLASSWARE	50 671	36 421	22 466
843 MENS, BOYS CLOTHNG, KNIT	2 393	6 805	4 226	666 POTTERY	62 752	18 077	11 157
844 WOMEN, GIRLS CLOTHNG, KNIT	10 209	38 790	24 048	671 PIG IRON, SPIEGELEISN, ETC	59 104	5 348	3 394
845 OTHR. TEXTILE APPAREL, NES	13 421	76 225	47 206	672 INGOTS ETC. IRON OR STEEL	1 219	136	89
846 CLOTHING ACCESSRS, FABRIC	12 788	34 361	21 156	673 FLAT-ROLLED IRON ETC.	460 541	24 435	15 240
848 CLOTHING, NONTXL; HEADGEAR	2 383	8 707	5 399	675 FLAT-ROLLED, ALLOY STEEL	65 352	16 816	10 472
851 FOOTWEAR	38 062	89 077	54 943	676 IRON, STL. BAR, SHAPES ETC.	131 855	7 968	5 015
871 OPTICAL INSTRUMENTS, NES	246	5 138	3 223	678 WIRE OF IRON OR STEEL	9 667	763	494
872 MEDICAL INSTRUMENTS NES	5 903	45 998	28 497	679 TUBES, PIPES, ETC. IRON, STL	88 564	9 719	6 038
873 METERS, COUNTERS, NES	4 806	13 006	8 111	682 COPPER	60 003	15 124	9 473
874 MEASURE, CONTROL INSTRMNT	7 917	92 816	57 678	684 ALUMINIUM	391 681	98 252	63 195
881 PHOTOGRAPH APPAR. ETC. NES	1 034	9 023	5 585	691 METALLIC STRUCTURES NES	14 018	2 712	1 676
882 PHOTO. CINEMATOGRPH. SUPPL	15 040	28 812	17 798	692 CONTAINERS, STORAGE, TRNSP	14 580	2 178	1 300
884 OPTICAL GOODS NES	306	8 882	5 538	693 WIRE PRODUCTS EXCL. ELECT	3 185	520	328
885 WATCHES AND CLOCKS	986	8 422	5 214	694 NAILS, SCREWS, NUTS, ETC.	26 541	4 313	2 690
891 ARMS AND AMMUNITION	320	1 775	1 099	695 TOOLS	3 879	5 016	3 112
892 PRINTED MATTER	59 975	51 387	31 823	696 CUTLERY	249	282	184
893 ARTICLES, NES, OF PLASTICS	73 161	73 414	45 542	697 HOUSEHOLD EQUIPMENT, NES	5 111	2 710	1 682
894 BABY CARRIAGE, TOYS, GAMES	17 374	27 862	17 235	699 MANUFACTS. BASE METAL, NES	128 766	15 951	9 904
895 OFFICE, STATIONERY SUPPLS	3 339	10 691	6 624	713 INTRNL COMBUS PSTN ENGIN	1 920	978	623
896 WRKS OF ART, ANTIQUE ETC	684	2 009	1 228	714 ENGINES, MOTORS NON-ELECT	118	742	480
897 GOLD, SILVERWARE, JEWEL NES	173	13 731	8 494	716 ROTATING ELECTRIC PLANT	2 698	1 285	812
898 MUSICAL INSTRUMENTS, ETC.	10 304	36 964	22 800	718 OTH. POWR. GENRTNG. MACHNRY	466	192	121
899 MISC MANUFACTRD GOODS NES	10 088	37 619	23 303	721 AGRIC. MACHINES, EX. TRACTR	1 573	363	226
941 COMPL IND PLANT CHAPT 99	214	267	169	722 TRACTORS	869	264	160
971 GOLD, NONMONTNY EXCL ORES	48	448	284	723 CIVIL ENGINEERING EQUIPT	15 982	6 060	3 827
				724 TEXTILE, LEATHER MACHINES	210	657	400
				726 PRINTNG, BOOKBINDNG MACHS	101	135	86
				728 OTH. MACH. PTS, SPCL INDUST	7 131	1 808	1 122
				731 METAL REMOVAL WORK TOOLS	3 113	1 388	865
				733 MACH-TOOLS, METAL-WORKING	2 152	786	496
				735 PARTS, NES, FDR MACH-TOOLS	7 543	1 851	1 160
				737 METALWORKING MACHNRY NES	13 801	4 763	2 932
				741 HEATING, COOLNG EQUIP, PART	2 272	1 222	768
				742 PUMPS FOR LIQUIDS, PARTS	5	497	184
				743 PUMPS NES, CENTRIFUGS ETC	5 166	1 635	1 007
				744 MECHANICAL HANDNG EQUIP	7 283	2 351	1 457
				745 OTH. NONELEC MCH, TOOL, NES	547	669	413
				746 BALL OR ROLLER BEARINGS	19 132	17 961	11 030
				747 TAPS, COCKS, VALVES, ETC.	4 678	1 232	751
				748 TRANSMISSIONS SHAFTS ETC	7 145	5 673	3 541
				749 NON-ELECT MACH. PARTS, ETC	1 037	438	267
				752 AUTOMATC. DATA PROC. EQUIP	16	72	43
				759 PARTS, FOR OFFICE MACHINS	11	87	54
				761 TELEVISION RECEIVERS ETC	280	120	71
				764 TELECOMM. EQUIP. PARTS NES	74	339	213
				771 ELECT POWER MACHNY. PARTS	1 333	1 753	1 119
				772 ELEC. SWITCH, RELAY, CIRCUIT	4 155	5 227	3 251
				773 ELECTR DISTRIBUT. EQPT NES	36 373	77 026	48 029
				775 DOM. ELEC, NON-ELEC. EQUIPT	1 847	443	279
				776 TRANSISTORS, VALVES, ETC.	1 24	164	102
				778 ELECTRIC MACH. APPART. NES	8 544	8 535	5 271
				781 PASS. MOTOR VEHCLS. EX. BUS	786	804	477
				782 GOODS, SPCL. TRANSPORT VEH	309	811	518
				783 ROAD MOTOR VEHICLES NES	9	120	77
				784 PARTS, TRACTORS, MOTOR VEH	9 252	2 321	1 442
				785 TRAILERS, SEMI-TRAILR, ETC	71 245	12 429	7 739
				786 RAILWAY VEHICLES. EQUIPNT	26 549	6 191	3 814
				791 SHIP, BOAT, FLOAT. STRUCTRS	46 294	2 142	1 349
				811 PREFABRICATED BUILDINGS	27 100	3 741	2 342
				812 PLUMBNG, SANITRY, EQPT. ETC	3 325	323	201
				813 LIGHTNG FIXTURES ETC. NES	20 423	8 775	5 414
				821 FURNITURE, CUSHIONS, ETC.	1 020 107	266 527	164 276
				831 TRUNK, SUIT-CASES, BAG, ETC	7 367	3 112	1 914
				841 MENS, BOYS CLOTHNG, X-KNIT	70 433	331 329	205 551
				842 WOMEN, GIRL CLOTHNG, X-KNIT	66 861	361 071	222 949
				843 MENS, BOYS CLOTHNG, KNIT	5 453	8 289	5 187
				844 WOMEN, GIRLS CLOTHNG, KNIT	4 234	15 474	9 748
				845 OTHR. TEXTILE APPAREL, NES	33 019	91 094	56 870
				846 CLOTHING ACCESSRS, FABRIC	4 153	6 715	4 178
				848 CLOTHING, NONTXL; HEADGEAR	7 788	5 078	3 179
				851 FOOTWEAR	12 797	28 087	17 561
				871 OPTICAL INSTRUMENTS, NES	13	126	74
				872 MEDICAL INSTRUMENTS NES	51	72	45
				873 METERS, COUNTERS, NES	1	194	123
				874 MEASURE, CONTROL INSTRMNT	1 394	1 973	1 229
				882 PHOTO. CINEMATOGRPH. SUPPL	102	268	162
				884 OPTICAL GOODS NES	87	1 239	763
				885 WATCHES AND CLOCKS	574	475	297
				891 ARMS AND AMMUNITION	27	80	49
				892 PRINTED MATTER	1 277	795	499
				893 ARTICLES, NES, OF PLASTICS	12 841	2 451	1 517
				894 BABY CARRIAGE, TOYS, GAMES	4 709	2 216	1 393
				895 OFFICE, STATIONERY SUPPLS	1 337	947	588
				896 WRKS OF ART, ANTIQUE ETC	173	166	103
				898 MUSICAL INSTRUMENTS, ETC.	104	593	371
				899 MISC MANUFACTRD GOODS NES	26 448	9 150	5 564
				971 GOLD, NONMONTNY EXCL ORES	1	139	84
ROMANIA							
IMPORTS							
	5 172 339	1 826 649	1 134 939				
001 LIVE ANIMALS	4 620	1 006	625				
011 BOVINE MEAT	2 764	2 146	1 334				
012 OTHER MEAT, MEAT OFFAL	7 997	4 839	2 983				
017 MEAT, OFFL, PRPD, PRSVD, NES	44 247	12 587	7 747				
034 FISH, FRESH, CHILLED, FROZN	391	2 338	207				
044 MAIZE UNMILLED	11 691	2 229	1 312				
054 VEGETABLES	108 748	9 628	6 094				
056 VEGETABLES, PRPD, PRSVD, NES	5 013	1 385	854				
057 FRUIT, NUTS EXCL. OIL NUTS	58 732	7 252	4 639				
058 FRUIT, PRESERVED, PREPARED	15 222	2 066	1 288				
059 FRUIT, VEGETABLE JUICES	43 968	4 637	2 826				
061 SUGARS, MOLASSES, HONEY	9 602	1 828	1 138				
062 SUGAR CONFECTIONERY	123	81	52				
073 CHOCOLATE, OTH. COCOA PREP	132	235	150				
075 SPICES	1 934	243	148				
098 EDIBLE PROD. PREPRTNS, NES	7 097	1 042	638				
112 ALCOHOLIC BEVERAGES	104 907	12 184	7 515				
211 HIDES, SKINS (EX. FURS), RAW	17 734	154	97				
212 FURSKINS, RAW	3	72	44				
222 OILSEED (SFT. FIX VEG. OIL)	11 639	1 463	876				
223 OILSEED (OTH. FIX. VEG. OIL)	556	57	35				
245 FUEL WOOD, WOOD CHARCOAL	1 402	88	56				
248 WOOD, SIMPLY WORKED	49 585	4 186	2 630				
263 COTTON	919	60	39				
266 SYNTHETIC FIBRES	24 341	5 557	3 429				
267 OTHER MAN-MADE FIBRES	3 869	705	436				
268 WOOL, OTHER ANIMAL HAIR	4 516	1 536	980				
273 STONE, SAND AND GRAVEL	3 473	192	117				
277 NATURAL ABRASIVES, NES		53	34				
278 OTHER CRUDE MINERALS	6 342	178	109				
282 FERROUS WASTE AND SCRAP	4 964	953	604				
287 ORE, CONCENTR. BASE METALS	57 984	1 906	1 212				
288 NON-FERROUS WASTE, SCRAP	58 357	8 621	5 397				
291 CRUDE ANIMAL MATERLS, NES	7 462	2 314	1 442				
292 CRUDE VEG. MATERIALS, NES	44 478	3 745	2 327				
334 PETROLEUM PRODUCTS	114 268	4 976	3 113				
431 ANIMAL, VEG. FATS, OILS, NES	54 132	2 806	1 743				
512 ALCOHOL, PHENOL, ETC. DERIV	216 313	14 704	9 410				
513 CARBOXYLIC ACIDS, DERIVTS	20 079	4 384	2 723				
514 NITROGEN-FUNCT. COMPOUNDS	4 045	1 349	828				
515 ORGANO-INDRGNIC COMPNDS	40 573	8 256	5 125				
516 OTHER ORGANIC CHEMICALS	1 071	1 116	699				
522 INORGANIC CHEM. ELEMENTS	4 475	96	62				
523 METAL. SALTS, INDRGN. ACID	4 215	281	173				
524 OTHER CHEMICAL COMPOUNDS	13 156	914	591				
533 PIGMENTS, PAINTS, ETC.	763	187	110				
541 MEDICINES, ETC. EXC. GRP642	2 507	4 013	2 434				
542 MEDICAMENTS	201	2 408	1 417				
551 ESSNTL. OIL, PERFUME, FLAVR	307	374	234				
562 FERTILIZER, EXCEPT GRP272	117 755	2 387	1 431				
572 POLYMERS OF STYRENE	560	113	69				
573 POLYMERS, VINYL CHLORIDE	31 899	5 095	3 258				
575 OTH. PLASTIC, PRIMARY FORM	3 336	535	343				
582 PLASTIC PLATE, SHEETS, ETC	713	102	64				
591 INSECTICIDES, ETC.	2 141	400	250				
592 STARCHES, INULIN, ETC.	1 389	515	334				</

7 IMPORTS AND EXPORTS (SPECIAL TRADE) BY COUNTRIES OF PRODUCTION AND CONSUMPTION AND BY GROUPS OF THE SITC-REV. III 1994

GROUP DESCRIPTION	DT = 100 KG	1 000 DM	1 000 \$	GROUP DESCRIPTION	DT = 100 KG	1 000 DM	1 000 \$
EXPORTS	2 405 304	2 006 946	1 246 287	661 LIME, CEMENT, CONSTR. MATRL	2 368	226	139
001 LIVE ANIMALS	299	361	232	662 CLAY, REFRCT. CONSTR. MATRL	60 447	9 308	5 852
011 BOVINE MEAT	2 870	773	493	663 MINERAL MANUFACTURES, NES	8 399	5 813	3 617
012 OTHER MEAT, MEAT OFFAL	881	156	99	664 GLASS	11 505	5 563	3 441
017 MEAT, OFFL. PRPD, PRSVD, NES	4 387	1 386	869	665 GLASSWARE	20 081	2 469	1 539
022 MILK AND CREAM	10 303	2 609	1 566	671 PIG IRON, SPIEGELEISN, ETC	6 230	911	576
023 BUTTER, OTHER FAT OF MILK	5 607	1 601	943	672 INGOTS ETC. IRON OR STEEL	6 900	1 144	718
024 CHEESE AND CURD	4 306	2 102	1 313	673 FLAT-ROLLED IRON ETC.	13 370	1 542	963
025 EGGS, BIRDS, YOLKS, ALBUMIN	3 262	486	310	674 FLAT-ROLLED PLATED IRON	4 118	717	443
034 FISH, FRESH, CHILLED, FROZN	15 073	802	501	675 FLAT-ROLLED, ALLOY STEEL	27 630	6 190	3 767
036 CRUSTACEANS, MOLLUSCS ETC	98	103	61	676 IRON, STL. BAR, SHAPES ETC.	11 697	3 147	1 919
037 FISH ETC. PRPD, PRSVD, NES	567	283	175	678 WIRE OF IRON OR STEEL	1 571	529	341
044 MAIZE UNMILLED	109	120	72	679 TUBES, PIPES, ETC. IRON, STL	39 295	6 675	4 078
046 MEAL, FLOUR OF WHEAT, MSLN	2 721	129	79	681 SILVER, PLATINUM, ETC.	1	94	56
048 CEREAL PREPARATIONS	7 469	2 746	1 718	682 COPPER	1 700	1 327	836
054 VEGETABLES	7 722	1 438	886	683 NICKEL	480	1 065	679
056 VEGETABLES, PRPD, PRSVD, NES	652	194	121	684 ALUMINIUM	2 817	2 030	1 286
057 FRUIT, NUTS EXCL. OIL NUTS	921	139	86	686 ZINC	420	112	73
058 FRUIT, PRESERVED, PREPARED	2 120	822	515	687 TIN	98	99	64
059 FRUIT, VEGETABLE JUICES	1 237	244	150	689 MISC. NON-FERR. BASE METAL	4	222	137
061 SUGARS, MOLASSES, HONEY	107 560	8 153	4 873	691 METALLIC STRUCTURES NES	4 554	4 745	2 301
062 SUGAR CONFECTIONERY	2 543	1 514	941	692 CONTAINERS, STORAGE, TRNSP	13 963	6 760	4 217
071 COFFEE, COFFEE SUBSTITUTE	7 428	4 752	3 008	693 WIRE PRODUCTS EXCL. ELECT	2 228	458	282
072 COCOA	8 139	1 495	901	694 NAILS, SCREWS, NUTS, ETC.	2 241	1 133	691
073 CHOCOLATE, OTH. COCOA PREP	13 482	7 157	4 431	695 TOOLS	1 645	6 584	4 056
074 TEA AND MATE	132	104	64	696 CUTLERY	299	909	564
075 SPICES	54	57	39	697 HOUSEHOLD EQUIPMENT, NES	799	1 132	696
081 ANIMAL FEED STUFF	193 106	19 354	11 974	699 MANUFACTS. BASE METAL, NES	24 742	25 556	15 760
091 MARGARINE AND SHORTENING	32 338	3 951	2 459	700 CPL IND PLANT (84/85/87)	3 649	35 056	22 174
098 EDIBLE PROD. PREPRTNS, NES	10 420	7 163	4 448	711 STEAM GENER. BOILERS, ETC.	980	2 922	1 717
111 NON-ALCOHOL. BEVERAGE, NES	3 551	457	282	713 INTRNL COMBUS PSTN ENGIN	1 828	6 086	3 722
112 ALCOHOL BEVERAGES	37 620	4 415	2 750	716 ROTATING ELECTRIC PLANT	2 876	5 854	3 696
122 TOBACCO, MANUFACTURED	2 402	2 464	1 575	718 OTH. POWR. GENRTNG. MACHNRY	438	1 768	1 130
211 HIDES, SKINS (EX. FURS), RAW	293	117	71	721 AGRIC. MACHINES, EX. TRACTR	72 205	99 045	61 708
231 NATURAL RUBBER, ETC.	783	515	330	722 TRACTORS	4 805	7 528	4 832
232 SYNTHETIC RUBBER, ETC.	5 179	983	620	723 CIVIL ENGINEERING EQUIPT	7 865	13 911	8 837
247 WOOD ROUGH, ROUGH SQUARED	11 478	210	121	724 TEXTILE, LEATHER MACHINES	14 157	78 487	48 984
248 WOOD, SIMPLY WORKED	1 295	136	75	725 PAPER, PULP MILL MACHINES	1 485	1 013	631
251 PULP AND WASTE PAPER	51 971	4 855	2 894	726 PRINTING, BOOKBINDING MACHS	3 022	5 084	3 166
263 COTTON	756	182	115	727 FOOD-PROCESS. MCH. NON DOM	9 438	23 683	14 720
266 SYNTHETIC FIBRES	167	78	49	728 OTH. MACH. PTS, SPCL INDUSTR	24 216	66 857	41 702
267 OTHER MAN-MADE FIBRES	6 477	2 467	1 527	731 METAL REMOVAL WORK TOOLS	2 960	8 165	5 199
268 WOOL, OTHER ANIMAL HAIR	176	200	128	733 MACH-TOOLS, METAL-WORKING	1 348	1 488	908
269 WORN CLOTHING, TEXTL. ARTL	28 437	2 570	1 598	735 PARTS, NES, FOR MACH-TOOLS	1 300	1 806	1 117
273 STONE, SAND AND GRAVEL	10 566	246	155	737 METALWORKING MACHNRY NES	2 029	6 568	4 123
278 OTHER CRUDE MINERALS	101 362	3 629	2 266	741 HEATING, COOLING EQUIP, PART	12 099	33 427	20 690
285 ALUMINIUM ORE, CONCTR. ETC	5 811	1 010	629	742 PUMPS FOR LIQUIDS, PARTS	1 176	4 241	2 641
287 ORE, CONCENTR. BASE METALS	2 306	104	67	743 PUMPS NES, CENTRIFUGS ETC	8 963	13 061	8 055
291 CRUDE ANIMAL MATERLS, NES	2 616	612	378	744 MECHANICAL HANDLING EQUIP	6 760	10 695	6 486
292 CRUDE VEG. MATERIALS, NES	790	2 171	1 312	745 OTH. NONELEC MCH, TOOL, NES	10 546	35 314	21 727
334 PETROLEUM PRODUCTS	24 355	8 328	5 224	746 BALL OR ROLLER BEARINGS	1 068	3 555	2 194
335 RESIDUAL PETROL. PRODUCTS	23 977	1 512	951	747 TAPS, COCKS, VALVES, ETC.	1 320	7 434	4 621
411 ANIMAL OILS AND FATS	1 628	211	135	748 TRANSMISSIONS SHAFTS ETC	1 832	6 693	4 064
421 FIXED VEG. FAT, OILS, SOFT	4 493	704	454	749 NON-ELECT MACH. PARTS, ETC	1 847	7 938	4 338
422 FIXED VEG. FAT, OILS, OTHER	2 978	348	222	751 OFFICE MACHINES	543	2 746	1 694
431 ANIMAL, VEG. FATS, OILS, NES	3 993	726	443	752 AUTOMAT. DATA PROC. EQUIP	1 220	11 424	7 090
511 HYDROCARBONS, NES, DERIVTS	1 236	523	322	759 PARTS, FOR OFFICE MACHINS	252	2 894	1 789
512 ALCOHOL, PHENOL, ETC. DERIV	27 980	7 440	4 622	761 TELEVISION RECEIVERS ETC	4 550	1 984	1 226
513 CARBOXYLIC ACIDS, DERIVTS	22 152	4 527	2 891	762 RADIO-BROADCAST RECEIVER	103	299	182
514 NITROGEN-FUNCT. COMPOUNDS	6 878	3 044	1 865	763 SOUND RECORDER, PHONOGRPH	73	740	457
515 ORGANO-INDORGANIC COMPNDS	1 079	1 646	1 017	764 TELECOMM. EQUIP. PARTS NES	4 698	43 004	26 269
516 OTHER ORGANIC CHEMICALS	8 142	2 036	1 265	771 ELECT POWER MACHNRY. PARTS	628	2 299	1 434
522 INORGANIC CHEM. ELEMENTS	15 846	3 281	2 050	772 ELEC. SWITCH, RELAY, CIRCUIT	5 632	31 481	19 355
523 METAL. SALTS, INORGAN. ACID	23 174	3 605	2 269	773 ELECTR DISTRIB. EQPT NES	63 035	99 236	61 584
524 OTHER CHEMICAL COMPOUNDS	599	457	280	774 ELECTRO-MEDICL, XRAY EQUIP	171	7 763	4 868
531 SYNTH. COLOURS, LAKES, ETC.	2 890	6 457	3 994	775 DOM. ELEC. NON-ELEC. EQUIPT	2 909	4 155	2 576
532 DYEING, TANNING MATERIALS	3 875	636	396	776 TRANSISTORS, VALVES, ETC.	12 234	12 521	7 568
533 PIGMENTS, PAINTS, ETC.	45 017	19 210	11 888	778 ELECTRIC MACH. APPART. NES	9 724	18 256	11 294
541 MEDICINES, ETC. EXC. GRP542	1 243	5 244	3 220	781 PASS. MOTOR VEHCLS. EX. BUS	31 141	52 635	32 860
542 MEDICAMENTS	1 473	12 049	7 543	782 GOODS, SPCL TRANSPORT VEH	47 698	22 916	14 352
551 ESSNTL. OIL, PERFUME, FLAVR	1 046	1 944	1 203	783 ROAD MOTOR VEHICLES NES	22 203	10 306	6 472
553 PERFUMERY, COSMETICS, ETC.	12 935	9 931	6 192	784 PARTS, TRACTORS, MOTOR VEH	11 208	11 462	7 130
554 SOAP, CLEANERS, POLISH, ETC.	14 738	5 202	3 222	785 CYCLES, MOTORCYCLES ETC.	62	224	137
562 FERTILIZER, EXCEPT GRP272	956	56	35	786 TRAILERS, SEMI-TRAILR, ETC	20 397	9 367	5 891
571 POLYMERS OF ETHYLENE	869	256	160	791 RAILWAY VEHICLES, EQUIPNT	21 808	3 699	2 214
572 POLYMERS OF STYRENE	9 000	1 775	1 112	792 AIRCRAFT, ASSOCTD. EQUIPNT	12	100	62
573 POLYMERS, VINYL CHLORIDE	9 985	1 940	1 216	793 SHIP, BOAT, FLQAT. STRUCTRS	27	78	49
574 POLYACETAL, POLYCARBONATE	31 075	7 868	4 908	800 CPL IND PLANT CHAP 90/94	97	1 273	777
575 OTH. PLASTIC, PRIMARY FORM	25 011	10 838	6 734	811 PREFABRICATED BUILDINGS	926	168	107
581 PLASTIC TUBE, PIPE, HOSE	1 942	2 441	1 509	812 PLUMBING, SANITRY, EQPT, ETC	2 028	1 994	1 262
582 PLASTIC PLATE, SHEETS, ETC	5 648	6 756	4 199	813 LIGHTING FIXTURES ETC. NES	622	2 247	1 367
583 MONOFILAMENT OF PLASTICS	755	554	351	821 FURNITURE, CUSHIONS, ETC.	12 898	6 492	4 037
591 INSECTICIDES, ETC.	7 317	10 516	6 372	831 TRUNK, SUIT-CASES, BAG, ETC	317	561	344
592 STARCHES, INULIN, ETC.	7 137	2 661	1 671	841 MENS, BOYS CLOTHING, X-KNIT	4 261	19 437	12 020
593 EXPLOSIVES, PYROTECHNICS	1 282	3 275	2 031	842 WOMEN, GIRL CLOTHING, X-KNIT	638	3 725	2 254
597 PREPRD ADDITIVES, LIQUIDS	9 861	4 194	2 572	843 MENS, BOYS CLOTHING, KNIT	200	304	192
598 MISC. CHEMICAL PRODS. NES	80 855	20 634	12 802	844 WOMEN, GIRLS CLOTHING, KNIT	304	1 369	872
600 CPL IND PLANT CHAP 69-78	365	903	575	845 OTHR. TEXTILE APPAREL, NES	1 151	3 861	2 408
611 LEATHER	3 354	12 112	7 545	846 CLOTHING ACCESSRS, FABRIC	3 168	11 512	7 150
613 FURSKINS, TANNED, DRESSED	84	660	405	848 CLOTHING, NONTEXTL; HEADGEAR	2 718	10 450	6 468
621 MATERIALS OF RUBBER	2 060	1 535	962	851 FOOTWEAR	2 163	4 332	2 682
625 RUBBER TYRES, TUBES, ETC.	8 657	1 508	941	871 OPTICAL INSTRUMENTS, NES	8	307	196
629 ARTICLES OF RUBBER, NES	26 129	16 634	10 364	872 MEDICAL INSTRUMENTS NES	1 629	6 241	3 841
633 CORK MANUFACTURES	26	109	66	873 METERS, COUNTERS, NES	3 526	5 080	3 148
634 VENEERS, PLYWOOD, ETC.	16 439	5 973	3 679	874 MEASURE, CONTROL INSTRMNT	2 017	34 358	21 617
635 WOOD MANUFACTURES, NES	3 054	881	539	881 PHOTOGRAPH APPAR. ETC. NES	155	1 284	786
641 PAPER AND PAPERBOARD	78 048	15 303	9 591	882 PHOTD. CINEMATOGRRPH. SUPPL	1 242	2 316	1 445
642 PAPER, PAPERBOARD, CUT ETC	32 818	8 053	5 012	884 OPTICAL GOODS NES	13	434	258
651 TEXTILE YARN	10 571	21 466	13 323	885 WATCHES AND CLOCKS	92	519	313
652 COTTON FABRICS, WOVEN	21 146	62 838	39 049	891 ARMS AND AMMUNITION	40	395	239
653 FABRICS, MAN-MADE FIBRES	65 388	215 146	133 530	892 PRINTED MATTER	12 600	10 243	6 335
654 OTH. TEXTILE FABRIC, WOVEN	28 689	115 495	71 765	893 ARTICLES, NES, OF PLASTICS	20 393	13 679	8 506
655 KNIT, CROCHET, FABRIC NES	9 882	25 044	15 710	894 BABY CARRIAGE, TOYS, GAMES	3 087	3 193	1 991
656 TULLE, LACE, EMBROIDRY, ETC	1 682	10 771	6 645	895 OFFICE, STATIONERY SUPPLS	2 317	2 909	1 806
657 SPECIAL YARN, TXTL. FABRIC	16 299	47 212	29 381	896 GOLD, SILVERWARE, JEWEL NES	9	704	439
658 TEXTILE ARTICLES NES	1 026	3 460	2 134	898 MUSICAL INSTRUMENTS, ETC.	3 260	5 634	3 469
659 FLOOR COVERINGS, ETC.	2 765	900	556	899 MISC MANUFACTRD GOODS NES	4 383	29 915	18 537
				941 COMPL IND PLANT CHAPT 99	1 850	4 418	2 815

7 IMPORTS AND EXPORTS (SPECIAL TRADE) BY COUNTRIES OF PRODUCTION AND CONSUMPTION AND BY GROUPS OF THE SITC-REV. III 1994

GROUP DESCRIPTION	DT = 100 KG	1 000 DM	1 000 \$	GROUP DESCRIPTION	DT = 100 KG	1 000 DM	1 000 \$
971 GOLD, NONMONETARY EXCL ORES		122	74	723 CIVIL ENGINEERING EQUIPT	539	447	281
BULGARIA				724 TEXTILE, LEATHER MACHINES	31	80	51
IMPORTS	2 870 045	744 151	461 943	727 FOOD-PROCESS. MCH. NON DOM	84	76	48
001 LIVE ANIMALS	1 409	247	151	728 OTH. MACH. PTS, SPCL INDUST	6 743	3 322	2 069
012 OTHER MEAT, MEAT OFFAL	1 168	683	419	731 METAL REMOVAL WORK TOOLS	8 837	4 868	3 045
017 MEAT, OFFL, PRPD, PRSVD, NES	179	75	43	733 MACH-TOOLS, METAL-WORKING	308	119	74
024 CHEESE AND CURD	4 098	2 584	1 616	735 PARTS, NES, FOR MACH-TOOLS	1 542	910	565
037 FISH ETC. PREPD, PRSVD, NES	78	208	119	737 METALWORKING MACHNRY NES	7 904	2 586	1 618
042 RICE	520	67	43	741 HEATING, COOLING EQUIP, PART	8 152	1 610	1 007
054 VEGETABLES	51 798	6 540	4 144	742 PUMPS FOR LIQUIDS, PARTS	1 676	651	406
056 VEGETABLES, PRPD, PRSVD, NES	34 036	4 692	2 887	743 PUMPS NES, CENTRIFUGS ETC	295	534	335
057 FRUIT, NUTS EXCL. OIL NUTS	23 213	2 062	1 285	744 MECHANICAL HANDLING EQUIP	28 679	7 692	4 809
058 FRUIT, PRESERVED, PREPARED	57 319	12 380	7 753	745 OTH. NON-ELEC MCH, TOOL, NES	1 285	1 270	795
059 FRUIT, VEGETABLE JUICES	34 418	3 213	1 937	746 BALL OR ROLLER BEARINGS	670	664	407
061 SUGARS, MOLASSES, HONEY	1 181	205	128	747 TAPS, COCKS, VALVES, ETC.	2 023	3 779	2 336
062 SUGAR CONFECTIONERY	526	135	85	748 TRANSMISSIONS SHAFTS ETC	889	314	200
075 SPICES	16 250	1 840	1 128	749 NON-ELECT MACH. PARTS, ETC	370	270	170
081 ANIMAL FEED STUFF	3 911	3 115	1 936	751 OFFICE MACHINES	1 889	2 552	1 570
098 EDIBLE PROD. PREPRTNS, NES	14 867	1 402	865	752 AUTOMATC. DATA PROC. EQUIP	22	1 902	1 123
111 NON-ALCOHOL. BEVERAGE, NES	772	64	38	759 PARTS, FOR OFFICE MACHINS	49	440	272
112 ALCOHOLIC BEVERAGES	148 595	20 938	12 956	764 TELECOMM. EQUIP. PARTS NES	1 028	728	452
121 TOBACCO, UNMANUFACTURED	24 240	18 128	11 165	771 ELECT POWER MACHNRY, PARTS	221	454	281
211 HIDES, SKINS (EX. FURS), RAW	24 779	280	169	772 ELEC. SWITCH, RELAY, CIRCUIT	1 143	4 481	2 764
222 OILSEED (SFT. FIX VEG. OIL)	114 057	6 158	3 971	773 ELECTR DISTRIB. EQPT NES	20 521	15 643	9 794
231 NATURAL RUBBER, ETC.	454	152	96	774 ELECTRO-MEDCL. XRAY EQUIP	14	135	82
232 SYNTHETIC RUBBER, ETC.	6 061	641	409	775 DOM. ELEC. NON-ELEC. EQUIPT	4 731	1 853	1 152
245 FUEL WOOD, WOOD CHARCOAL	1 520	60	35	776 TRANSISTORS, VALVES, ETC.	96	1 038	653
248 WOOD, SIMPLY WORKED	4 628	234	148	778 ELECTRIC MACH. APPART. NES	12 243	19 739	12 437
251 PULP AND WASTE PAPER	85 029	3 573	2 216	781 PASS. MOTOR VEHCLS. EX. BUS	413	1 645	1 013
263 COTTON	748	117	73	784 PARTS, TRACTORS, MOTOR VEH	5 640	1 336	828
265 VEGETABLE TEXTILE FIBRES	868	56	36	785 CYCLES, MOTORCYCLES ETC.	103	139	67
266 SYNTHETIC FIBRES	7 780	1 306	799	786 TRAILERS, SEMI-TRAILR, ETC	1 117	336	209
268 WOOL, OTHER ANIMAL HAIR	4 823	1 322	810	792 AIRCRAFT, ASSOC'D. EQUIPNT	1	329	196
273 STONE, SAND AND GRAVEL	14 065	282	174	811 PREFABRICATED BUILDINGS	1 802	126	80
278 OTHER CRUDE MINERALS	70 303	1 376	880	812 PLUMBING, SANITRY, EQPT. ETC	19 369	3 240	1 989
282 FERROUS WASTE AND SCRAP	33 134	3 728	2 400	813 LIGHTING FIXTURES ETC. NES	692	312	197
283 COPPER ORES, CONCENTRATES	335 391	27 587	17 333	821 FURNITURE, CUSHIONS, ETC.	24 522	8 563	5 284
288 NON-FERROUS WASTE, SCRAP	47 246	8 156	4 924	831 TRUNK, SUIT-CASES, BAG, ETC	20 934	11 096	6 860
289 PREC. METAL ORES, CONCTRTS	745	3 853	2 372	841 MENS, BOYS CLOTHING, X-KNIT	11 510	38 647	23 940
291 CRUDE ANIMAL MATERLS. NES	552	325	202	842 WOMEN, GIRL CLOTHING, X-KNIT	18 953	91 174	56 300
292 CRUDE VEG. MATERIALS, NES	50 055	12 380	7 850	843 MENS, BOYS CLOTHING, KNIT	1 929	2 992	1 893
335 RESIDUAL PETROL. PRODUCTS	84 169	2 766	1 729	844 WOMEN, GIRLS CLOTHING, KNIT	2 939	10 313	6 423
421 FIXED VEG. FAT, OILS, SOFT	14 185	1 189	739	845 OTHR. TEXTILE APPAREL, NES	19 816	53 308	33 350
431 ANIMAL, VEG. FATS, OILS, NES	6 794	326	201	846 CLOTHING ACCESSRS, FABRIC	2 845	4 998	3 123
514 NITROGEN-FUNCT. COMPOUNDS	1 565	84	51	848 CLOTHING, NONXTL; HEADGEAR	466	3 193	1 994
515 ORGANIC-INORGANIC COMPNDS	2 548	509	318	851 FOOTWEAR	14 788	26 522	16 546
516 OTHER ORGANIC CHEMICALS	272	610	375	871 OPTICAL INSTRUMENTS, NES	100	1 064	668
522 INORGANIC CHEM. ELEMENTS	4 153	280	171	873 METERS, COUNTERS, NES.	143	194	122
523 METAL. SALTS, INDRGAN. ACID	2 711	235	144	874 MEASURE, CONTROL INSTRMNT	1 417	2 045	1 281
524 OTHER CHEMICAL COMPOUNDS	7 707	318	194	881 PHOTOGRAPH. APPAR. ETC. NES	25	118	71
531 SYNTH. COLOURS, LAKES, ETC.	38	86	52	884 OPTICAL GOODS NES	32	1 893	1 181
541 MEDICINES, ETC. EXC. GRP542	1 259	5 098	3 115	885 WATCHES AND CLOCKS	1	56	35
542 MEDICAMENTS	201	921	573	891 ARMS AND AMMUNITION	70	175	102
551 ESSNTL. OIL, PERFUME, FLAVR	102	520	313	892 PRINTED MATTER	40	119	73
562 FERTILIZER, EXCEPT GRP272	36 283	775	479	893 ARTICLES, NES, OF PLASTICS	16 227	2 590	1 612
572 POLYMERS OF STYRENE	800	92	57	894 BABY CARRIAGE, TOYS, GAMES	9 110	6 092	3 848
575 OTH. PLASTIC, PRIMARY FORM	13 079	2 695	1 678	896 WORKS OF ART, ANTIQUE ETC	27	334	209
581 PLASTIC TUBE, PIPE, HOSE	141	66	41	897 GOLD, SILVERWARE, JEWEL NES	3	447	275
582 PLASTIC PLATE, SHEETS, ETC	5 811	1 188	752	898 MUSICAL INSTRUMENTS, ETC.	3 496	5 351	3 339
591 INSECTICIDES, ETC.	4 237	855	514	899 MISC MANUFACTRD GOODS NES	2 547	877	541
598 MISC. CHEMICAL PRODTS. NES	94	50	30	961 COIN NONGOLD NONCURRENT	4	609	373
611 LEATHER	3 642	1 447	903	971 GOLD, NONMONETARY EXCL ORES		181	109
612 MANUFACT. LEATHER ETC. NES	79	60	39	EXPORTS	1 322 041	1 072 266	662 709
625 RUBBER TYRES, TUBES, ETC.	5 714	679	416	001 LIVE ANIMALS	24	133	84
629 ARTICLES OF RUBBER, NES	15 099	4 585	2 818	011 BOVINE MEAT	17 169	3 357	2 073
634 VENEERS, PLYWOOD, ETC.	17 955	2 136	1 330	012 OTHER MEAT, MEAT OFFAL	3 335	529	342
635 WOOD MANUFACTURES, NES	5 294	591	313	017 MEAT, OFFL, PRPD, PRSVD, NES	2 520	1 001	607
641 PAPER AND PAPERBOARD	2 957	752	451	022 MILK AND CREAM	10 090	2 543	1 578
651 TEXTILE YARN	2 451	1 503	930	023 BUTTER, OTHER FAT OF MILK	571	147	91
652 COTTON FABRICS, WOVEN	517	453	273	024 CHEESE AND CURD	1 591	885	566
653 FABRICS, MAN-MADE FIBRES	1 316	1 533	920	034 FISH, FRESH, CHILLED, FROZN	1 043	149	90
654 OTH. TEXTILE FABRIC, WOVEN	1 270	1 188	722	048 CEREAL PREPARATIONS	9 854	4 133	2 490
656 TULLE, LACE, EMBROIDRY, ETC	96	108	68	054 VEGETABLES	2 336	580	351
657 SPECIAL YARN, TXTL. FABRIC	475	219	139	056 VEGETABLES, PRPD, PRSVD, NES	2 615	341	210
658 TEXTILE ARTICLES NES	12 868	6 232	3 830	058 FRUIT, PRESERVED, PREPARED	942	492	300
659 FLOOR COVERINGS, ETC.	71	75	44	059 FRUIT, VEGETABLE JUICES	1 947	175	106
661 LIME, CEMENT, CONSTR. MATRL	51 103	855	518	061 SUGARS, MOLASSES, HONEY	71 658	4 941	3 130
662 CLAY, REFRCT. CONSTR. MATRL	105 826	6 666	4 076	062 SUGAR CONFECTIONERY	1 875	1 085	674
663 MINERAL MANUFACTURES, NES	92	92	56	071 COFFEE, COFFEE SUBSTITUTE	1 449	1 671	1 036
664 GLASS	499	104	64	072 COCOA	2 794	280	176
665 GLASSWARE	2 038	1 004	620	073 CHOCOLATE, OTH. COCOA PREP	54 487	26 191	16 044
666 POTTERY	5 912	1 582	931	075 SPICES	476	224	135
671 PIG IRON, SPIEGELEISN, ETC	3 985	597	358	081 ANIMAL FEED STUFF	5 702	604	369
673 FLAT-ROLLED IRON ETC.	698 881	30 633	19 476	091 MARGARINE AND SHORTENING	4 214	521	325
676 IRON, STL. BAR, SHAPES ETC.	7 360	577	363	098 EDIBLE PROD. PREPRTNS, NES	5 424	3 288	2 012
678 WIRE OF IRON OR STEEL	3 962	234	150	111 NON-ALCOHOL. BEVERAGE, NES	1 288	136	80
679 TUBES, PIPES, ETC. IRON, STL	1 909	936	581	112 ALCOHOLIC BEVERAGES	11 496	3 211	2 011
681 SILVER, PLATINUM, ETC.	56	1 866	1 136	121 TOBACCO, UNMANUFACTURED	1 439	402	254
682 COPPER	132 536	44 538	27 846	122 TOBACCO, MANUFACTURED	6 163	12 938	7 963
683 NICKEL	86	80	46	211 HIDES, SKINS (EX. FURS), RAW	3 027	884	569
684 ALUMINIUM	202	47	30	232 SYNTHETIC RUBBER, ETC.	1 623	466	283
689 MISC. NON-FERR. BASE METAL	601	459	292	251 PULP AND WASTE PAPER	1 093	154	99
691 METALLIC STRUCTURES NES	3 018	447	279	263 COTTON	289	109	70
692 CONTAINERS, STORAGE, TRNSP	1 565	420	268	266 SYNTHETIC FIBRES	1 849	515	331
693 WIRE PRODUCTS EXCL. ELECT	2 022	512	312	267 OTHER MAN-MADE FIBRES	31 447	18 696	11 506
694 NAILS, SCREWS, NUTS, ETC.	30 747	2 687	1 707	268 WOOL, OTHER ANIMAL HAIR	3 795	3 757	2 306
695 TOOLS	2 547	5 302	3 290	269 WORN CLOTHING, TEXTL. ARTL	3 387	545	345
696 CUTLERY	62	112	70	273 STONE, SAND AND GRAVEL	3 025	61	37
699 MANUFACT. BASE METAL, NES	59 797	5 814	3 617	278 OTHER CRUDE MINERALS	15 389	695	424
712 STEAM TURBINES	14	150	92	285 ALUMINIUM ORE, CONCTR. ETC	4 548	364	218
713 INTRNL COMBUS PSTN ENGIN	1 707	608	380	287 ORE, CONCENTR. BASE METALS	100 063	1 027	621
714 ENGINES, MOTORS NON-ELECT	503	65 020	39 311	289 CRUDE ANIMAL MATERLS. NES	2 060	909	558
716 ROTATING ELECTRIC PLANT	15 230	8 110	4 955	292 CRUDE VEG. MATERIALS, NES	656	471	285
718 OTH. POWR. GENRTNG. MACHNRY	1 658	2 148	1 330	334 PETROLEUM PRODUCTS	26 425	5 387	3 328
721 AGRIC. MACHINES, EX. TRACTR	3 007	914	580	335 RESIDUAL PETROL. PRODUCTS	1 893	268	167
				411 ANIMAL OILS AND FATS	691	212	135

7 IMPORTS AND EXPORTS (SPECIAL TRADE) BY COUNTRIES OF PRODUCTION AND CONSUMPTION AND BY GROUPS OF THE SITC-REV. III 1994

GROUP DESCRIPTION	DT = 100 KG	1 000 DM	1 000 \$	GROUP DESCRIPTION	DT = 100 KG	1 000 DM	1 000 \$
421 FIXED VEG.FAT,OILS, SOFT	1 013	124	79	748 TRANSMISSIONS SHAFTS ETC	1 233	3 082	1 891
422 FIXED VEG.FAT,OILS,OTHER	1 378	204	127	749 NON-ELECT MACH.PARTS,ETC	797	4 433	2 763
431 ANIMAL,VEG.FATS,OILS,NES	32 991	5 107	3 202	751 OFFICE MACHINES	391	7 150	4 401
511 HYDROCARBONS,NES,DERIVTS	764	277	167	752 AUTOMATC.DATA PROC.EQUIP	1 096	9 214	5 632
512 ALCOHOL,PHENOL,ETC.DERIV	12 813	2 548	1 571	759 PARTS,FOR OFFICE MACHINS	284	3 144	1 943
513 CARBOXYLIC ACIDS,DERIVTS	23 367	5 652	3 578	761 TELEVISION RECEIVERS ETC	493	1 764	1 086
514 NITROGEN-FUNCT.COMPOUNDS	3 099	1 540	952	762 RADIO-BROADCAST RECEIVER	222	1 670	1 054
515 ORGANO-INORGANIC COMPND	2 613	2 573	1 580	763 SOUND RECORDER,PHONOGRPH	72	659	411
516 OTHER ORGANIC CHEMICALS	1 779	1 204	749	764 TELECOMM.EQUIP.PARTS NES	6 388	29 567	18 049
522 INORGANIC CHEM.ELEMENTS	7 353	2 553	1 584	771 ELECT POWER MACHNY.PARTS	409	1 691	1 050
523 METAL.SALTS,INORGAN.ACID	15 709	1 819	1 122	772 ELEC.SWITCH.RELAY.CIRCUIT	2 391	14 442	8 995
524 OTHER CHEMICAL COMPOUNDS	326	494	309	773 ELECTR DISTRIB.EQPT NES	6 344	16 340	10 050
525 RADIO-ACTIVE MATERIALS	16	58	34	774 ELECTRO-MEDCL,XRAY EQUIP	8 295	8 931	5 458
531 SYNTH.COLOURS,LAKES,ETC.	1 660	4 775	2 949	775 DOM.ELEC,NON-ELEC.EQUIP	7 995	10 131	6 244
532 DYEING,TANNING MATERIALS	4 369	708	431	776 TRANSISTORS,VALVES,ETC.	1 076	4 112	2 535
533 PIGMENTS, PAINTS, ETC.	23 611	13 748	8 528	778 ELECTRIC MACH. APPART.NES	11 269	15 779	9 726
541 MEDICINES,ETC.EXC.GRP542	850	7 805	4 864	781 PASS.MOTOR VEHCLS.EX.BUS	38 630	69 635	42 927
542 MEDICAMENTS	3 224	13 920	8 642	782 GOODS,SPCL TRANSPORT VEH	35 282	18 681	11 528
551 ESSNTL.OIL,PERFUME,FLAVR	982	1 985	1 195	783 ROAD MOTOR VEHICLES NES	29 713	32 759	19 791
553 PERFUMERY,COSMETICS,ETC.	9 609	9 563	6 026	784 PARTS,TRACTORS,MOTOR VEH	8 742	19 332	11 951
554 SOAP,CLEANERS,POLISH,ETC	22 195	6 258	3 906	785 CYCLES,MOTORCYCLES ETC.	21	105	63
571 POLYMERS OF ETHYLENE	6 649	1 047	666	786 TRAILERS,SEMI-TRAILR,ETC	21 955	9 017	5 606
572 POLYMERS OF STYRENE	4 016	1 021	624	791 RAILWAY VEHICLES.EQUIPNT	2 039	506	325
573 POLYMERS,VINYL CHLORIDE	6 229	1 329	826	792 AIRCRAFT,ASSOCTD.EQUIPNT	748	1 564	920
574 POLYACETAL,POLYCARBONATE	9 356	3 871	2 380	793 SHIP,BOAT,FLAOT. STRUCTRS	92	359	216
575 OTH.PLASTIC,PRIMARY FORM	29 385	13 416	8 320	812 PLUMBING,SANITRY,EQPT.ETC	547	645	410
579 PLASTIC WASTE, SCRAP ETC	7 435	64	40	813 LIGHTNG FIXTURES ETC.NES	7 494	1 899	1 173
581 PLASTIC TUBE,PIPE,HOSE	962	1 444	898	821 FURNITURE,CUSHIONS,ETC.	7 013	5 683	3 551
582 PLASTIC PLATE,SHEETS,ETC	8 947	5 958	3 719	831 TRUNK,SUIT-CASES,BAG,ETC	176	492	295
583 MONOFILAMENT OF PLASTICS	6 558	386	235	841 MENS,BOYS CLOTHNG,X-KNIT	247	1 428	871
591 INSECTICIDES, ETC.	6 072	6 088	3 756	842 WOMEN,GIRL CLOTHNG,XKNIT	205	1 175	705
592 STARCHES,INULIN,ETC.	4 033	2 058	1 269	843 MENS,BOYS CLOTHING,KNIT	8	47	32
593 EXPLOSIVES,PYROTECHNICS	24	61	39	844 WOMEN,GIRLS CLOTHNG,KNIT	144	747	472
597 PREPRD ADDITIVES,LIQUIDS	10 831	3 629	2 248	845 OTHR.TEXTILE APPAREL,NES	415	2 768	1 710
598 MISC.CHEMICAL PRDCTS.NES	27 197	12 158	7 550	846 CLOTHING ACCESSRS,FABRIC	585	2 589	1 595
611 LEATHER	2 614	1 909	1 213	848 CLOTHNG,NONTXTL;HEADGEAR	1 124	2 979	1 848
613 FURSKINS,TANNED,DRESSED	26	1 402	852	851 FOOTWEAR	1 510	2 805	1 747
621 MATERIALS OF RUBBER	501	775	475	871 OPTICAL INSTRUMENTS,NES	28	411	252
625 RUBBER TYRES,TUBES,ETC.	4 807	1 437	909	872 MEDICAL INSTRUMENTS NES	733	9 120	5 559
629 ARTICLES OF RUBBER, NES	496	1 673	1 037	873 METERS,COUNTERS,NES	93	920	555
633 CORK MANUFACTURES	66	119	80	874 MEASURE,CONTROL INSTRMNT	632	17 634	10 966
634 VENEERS, PLYWOOD, ETC.	4 154	809	495	881 PHOTOGRAPH APPAR.ETC.NES	100	1 061	635
635 WOOD MANUFACTURES, NES	955	592	364	882 PHOTO.CINEMATOGRPH.SUPPL	3 667	5 602	3 482
641 PAPER AND PAPERBOARD	65 316	11 104	6 917	884 OPTICAL GOODS NES	37	1 154	723
642 PAPER,PAPERBOARD,CUT ETC	22 077	6 827	4 221	885 WATCHES AND CLOCKS	55	254	148
651 TEXTILE YARN	8 828	11 738	7 321	891 ARMS AND AMMUNITION	125	1 167	722
652 COTTON FABRICS, WOVEN	6 905	21 851	13 559	892 PRINTED MATTER	6 854	9 719	6 111
653 FABRICS,MAN-MADE FIBRES	18 201	53 899	33 444	893 ARTICLES,NES,OF PLASTICS	7 830	5 833	3 620
654 OTH.TEXTILE FABRIC,WOVEN	3 549	14 045	8 764	894 BABY CARRIAGE, TOYS,GAMES	1 396	2 344	1 446
655 KNIT.CROCHET,FABRIC NES	3 658	9 842	6 127	895 OFFICE,STATIONERY SUPPLS	358	2 088	1 297
656 TULLE,LACE,EMBROIDRY.ETC	396	2 624	1 617	896 WORKS OF ART,ANTIQUE ETC	31	72	45
657 SPECIAL YARN,TXTL.FABRIC	9 943	14 374	8 914	897 GOLD,SILVERWARE,JEWEL NES	5	2 229	1 406
658 TEXTILE ARTICLES NES	352	828	517	898 MUSICAL INSTRUMENTS,ETC.	849	4 676	2 893
659 FLOOR COVERINGS, ETC.	1 851	638	397	899 MISC MANUFCTRD GOODS NES	969	9 456	5 842
661 LIME,CEMENT,CONSTR.MATRL	10 920	176	106				
662 CLAY,REFRCT.CONSTR.MATRL	34 323	6 636	4 175	ALBANIA			
663 MINERAL MANUFACTURES,NES	8 325	2 945	1 828				
664 GLASS	2 453	1 604	1 001	IMPORTS	80 418	22 805	14 165
665 GLASSWARE	2 377	1 140	713				
666 POTTERY	147	84	51	054 VEGETABLES	1 547	240	149
667 PEARLS,PRECIOUS STONES				056 VEGTABLES,PRPD,PRSD,NES	551	93	54
671 PIG IRON,SPIEGELEISN,ETC	302	90	56	057 FRUIT,NUTS EXCL.OIL NUTS	2 631	440	266
673 FLAT-ROLLED IRON ETC.	31 257	3 154	1 967	058 FRUIT,PREPARED,PREPARED	947	105	63
674 FLAT-ROLLED PLATED IRON	3 018	563	354	075 SPICES	2 459	429	267
675 FLAT-ROLLED, ALLOY STEEL	4 764	2 546	1 614	121 TOBACCO, UNMANUFACTURED	4 416	2 028	1 253
676 IRON,STL.BAR,SHAPES ETC.	8 697	1 435	896	292 CRUDE VEG.MATERIALS, NES	18 337	4 314	2 668
677 RAILWAY TRACK IRON,STEEL	256	300	189	551 ESSNTL.OIL,PERFUME,FLAVR	13	72	42
678 WIRE OF IRON OR STEEL	1 084	581	359	598 MISC.CHEMICAL PRDCTS.NES	609	53	34
679 TUBES,PIPES,ETC.IRON,STL	12 579	2 838	1 794	659 FLOOR COVERINGS, ETC.	41	213	126
681 SILVER,PLATINUM,ETC.	3	166	97	671 PIG IRON,SPIEGELEISN,ETC	40 049	2 933	1 898
682 COPPER	2 287	2 022	1 241	682 COPPER	200	71	45
683 NICKEL	336	646	398	695 TOOLS	114	55	35
684 ALUMINIUM	9 301	5 764	3 557	762 RADIO-BROADCAST RECEIVER	9	115	73
687 TIN	49	101	65	775 DOM.ELEC,NON-ELEC.EQUIP	19	69	43
691 METALLIC STRUCTURES NES	5 872	2 321	1 458	778 ELECTRIC.MACH. APPART.NES	2	91	52
692 CONTAINERS,STORAGE,TRNSP	1 644	689	438	841 MENS,BOYS CLOTHNG,X-KNIT	160	597	365
693 WIRE PRODUCTS EXCL.ELECT	6 541	573	352	842 WOMEN,GIRL CLOTHNG,XKNIT	2 502	7 429	4 632
694 NAILS,SCREWS,NUTS,ETC.	1 044	970	605	844 WOMEN,GIRLS CLOTHING,KNIT	74	232	147
695 TOOLS	950	3 209	1 963	845 OTHR.TEXTILE APPAREL,NES	194	714	458
696 CUTLERY	180	655	401	848 CLOTHNG,NONTXTL;HEADGEAR	86	55	35
697 HOUSEHOLD EQUIPMENT,NES	687	615	385	899 MISC MANUFCTRD GOODS NES	42	308	193
699 MANUFACTS.BASE METAL,NES	6 616	7 646	4 750	EXPORTS	222 503	60 685	37 478
700 CPL IND PLANT (84/85/87)	396	595	377				
711 STEAM GENER. BOILERS,ETC.	762	938	606	011 BOVINE MEAT	3 902	545	342
712 STEAM TURBINES	120	384	240	023 BUTTER,OTHER FAT OF MILK	930	226	137
713 INTRNL COMBUS PSTN ENGIN	2 138	5 004	3 021	024 CHEESE AND CURD	200	193	128
714 ENGINES,MOTORS NON-ELECT	278	71 279	43 710	041 WHEAT, MESLIN, UNMILLED	76 694	1 534	880
716 ROTATING ELECTRIC PLANT	1 957	3 199	1 981	048 CEREAL PREPARATIONS	17 955	825	474
718 OTH.POWR.GENRTNG.MACHNRY	95	358	216	054 VEGETABLES	326	184	106
721 AGRIC.MACHINES,EX.TRACTR	3 762	5 393	3 251	061 SUGARS,MOLASSES,HONEY	46 870	2 159	1 355
722 TRACTORS	261	755	439	098 EDIBLE PRD.PREPRTNS,NES	107	61	39
723 CIVIL ENGINEERING EQUIPT	9 289	13 996	8 789	112 ALCOHOLIC BEVERAGES	3 286	382	234
724 TEXTILE,LEATHER MACHINES	3 900	21 653	13 363	122 TOBACCO, MANUFACTURED	142	419	269
725 PAPER,PULP MILL MACHINES	487	1 392	876	292 CRUDE VEG.MATERIALS, NES	48	123	75
726 PRINTNG,BOOKBINDNG MACHS	2 721	10 183	6 378	334 PETROLEUM PRODUCTS	665	212	136
727 FOOD-PROCESS.MCH.NON DOM	1 466	3 628	2 259	421 FIXED VEG.FAT,OILS, SOFT	628	55	33
728 OTH.MACH,PTS,SPCL INDUST	5 470	17 001	10 498	513 CARBOXYLIC ACIDS,DERIVTS	62	70	45
731 METAL REMOVAL WORK TOOLS	1 540	7 623	4 533	514 NITROGEN-FUNCT.COMPOUNDS	147	85	51
733 MACH-TOOLS,METAL-WORKING	522	792	489	515 ORGANO-INORGANIC COMPND	9	198	128
735 PARTS,NES,FOR MACH-TOOLS	1 747	2 569	1 607	516 OTHER ORGANIC CHEMICALS	84	57	35
737 METALWORKING MACHNRY NES	204	930	575	522 INORGANIC CHEM.ELEMENTS	1 346	95	54
741 HEATNG.COOLNG EQPNY,PART	4 291	9 520	5 935	523 METAL.SALTS,INORGAN.ACID	23	73	45
742 PUMPS FOR LIQUIDS,PARTS	2 840	10 238	6 409	541 MEDICINES,ETC.EXC.GRP542	20	187	113
743 PUMPS NES,CENTRIFUGS ETC	6 087	16 093	9 999	542 MEDICAMENTS	14	60	37
744 MECHANICAL HANDLING EQUIP	4 776	6 148	3 738	553 PERFUMERY,COSMETICS,ETC.	1 500	274	175
745 OTH.NONELEC MCH,TOOL,NES	2 934	13 849	8 607	554 SOAP,CLEANERS,POLISH,ETC	165	54	36
746 BALL OR ROLLER BEARINGS	1 816	5 668	3 511	574 POLYACETAL,POLYCARBONATE	996	270	168
747 TAPS,COCKS,VALVES,ETC.	1 599	6 338	3 912				

7 IMPORTS AND EXPORTS (SPECIAL TRADE) BY COUNTRIES OF PRODUCTION AND CONSUMPTION AND BY GROUPS OF THE SITC-REV. III 1994

GROUP DESCRIPTION	DT = 100 KG	1 000 DM	1 000 \$	GROUP DESCRIPTION	DT = 100 KG	1 000 DM	1 000 \$
575 OTH. PLASTIC, PRIMARY FORM	395	73	45	511 HYDROCARBONS, NES, DERIVTS	108 597	8 535	5 057
581 PLASTIC TUBE, PIPE, HOSE	98	296	177	512 ALCOHOL, PHENOL, ETC. DERIV	44 620	2 857	1 860
591 INSECTICIDES, ETC.	679	786	489	513 CARBOXYLIC ACIDS, DERIVTS	42 291	4 393	2 735
592 STARCHES, INULIN, ETC.	86	56	35	514 NITROGEN-FUNCT. COMPOUNDS	312	321	209
598 MISC. CHEMICAL PRDCTS, NES	382	282	180	515 ORGANIC-INORGANIC COMPNDS	7 042	2 195	1 375
625 RUBBER TYRES, TUBES, ETC.	374	162	100	522 INORGANIC CHEM. ELEMENTS	46 075	5 021	3 114
629 ARTICLES OF RUBBER, NES	24	160	101	523 METAL. SALTS, INORGAN. ACID	12 342	965	600
641 PAPER AND PAPERBOARD	711	60	38	524 OTHER CHEMICAL COMPOUNDS	14 143	1 328	828
642 PAPER, PAPERBOARD, CUT ETC	182	110	67	533 PIGMENTS, PAINTS, ETC.	8 639	1 353	814
651 TEXTILE YARN	60	518	333	541 MEDICINES, ETC. EXC. GRP542	442	854	530
652 COTTON FABRICS, WOVEN	231	1 007	637	562 FERTILIZER, EXCEPT GRP272	299 837	5 677	3 577
653 FABRICS, MAN-MADE FIBRES	1 266	4 703	2 946	571 POLYMERS OF ETHYLENE	4 845	366	238
654 OTH. TEXTILE FABRIC, WOVEN	576	1 578	1 002	572 POLYMERS OF STYRENE	1 052	205	127
655 KNIT, CROCHET, FABRIC NES	65	246	153	573 POLYMERS, VINYL CHLORIDE	6 333	616	368
656 TULLE, LACE, EMBROIDRY, ETC	4	107	59	575 OTH. PLASTIC, PRIMARY FORM	15 535	3 087	1 928
657 SPECIAL YARN, TXTL. FABRIC	183	466	289	582 PLASTIC PLATE, SHEETS, ETC	376	84	50
659 FLOOR COVERINGS, ETC.	165	60	34	592 STARCHES, INULIN, ETC.	62 647	22 341	13 953
662 CLAY, REFRCT. CONSTR. MATRL	1 145	132	83	598 MISC. CHEMICAL PRDCTS, NES	32 266	2 710	1 670
663 MINERAL MANUFACTURES, NES	184	62	40	613 FURSKINS, TANNED, DRESSED	92	1 442	896
679 TUBES, PIPES, ETC. IRON, STL	5 841	1 407	873	621 MATERIALS OF RUBBER	9 757	547	342
684 ALUMINIUM	75	154	100	625 RUBBER TYRES, TUBES, ETC.	15 300	1 704	1 044
692 CONTAINERS, STORAGE, TRNSP	17	50	30	634 VENEERS, PLYWOOD, ETC.	11 488	1 578	971
695 TOOLS	25	85	56	635 WOOD MANUFACTURES, NES	1 305	95	59
697 HOUSEHOLD EQUIPMENT, NES	1 751	875	509	641 PAPER AND PAPERBOARD	1 844	115	75
699 MANUFACTS. BASE METAL, NES	200	210	126	642 PAPER, PAPERBOARD, CUT ETC	651	2 493	1 302
713 INTRNL COMBUS PSTN ENGIN	15	60	36	651 TEXTILE YARN	5 404	2 218	1 406
716 ROTATING ELECTRIC PLANT	161	352	217	652 COTTON FABRICS, WOVEN	2 970	1 113	704
721 AGRIC. MACHINES, EX. TRACTR	4 734	4 467	2 632	653 FABRICS, MAN-MADE FIBRES	1 215	1 609	1 017
722 TRACTORS	2 880	3 021	1 941	654 OTH. TEXTILE FABRIC, WOVEN	1 252	1 147	710
723 CIVIL ENGINEERING EQUIPT	257	138	88	655 KNIT, CROCHET, FABRIC NES	71	46	30
724 TEXTILE, LEATHER MACHINES	63	221	133	657 SPECIAL YARN, TXTL. FABRIC	5 819	1 407	869
726 PRINTNG, BOOKBINDNG MACHS	3	59	35	658 TEXTILE ARTICLES NES	1 906	1 816	1 146
727 FOOD-PROCESS. MCH. NON DOM	65	488	303	659 FLOOR COVERINGS, ETC.	9	130	78
728 OTH. MACH. PTS, SPCL INDUST	528	1 070	682	661 LIME, CEMENT, CONSTR. MATRL	865	91	53
731 METAL REMOVAL WORK TOOLS	61	251	165	663 MINERAL MANUFACTURES, NES	966	86	52
741 HEATNG, COOLNG EQUP, PART	231	876	539	664 GLASS	34 780	1 765	1 091
742 PUMPS FOR LIQUIDS, PARTS	68	186	116	665 GLASSWARE	80	59	35
743 PUMPS NES, CENTRIFUGS ETC	43	191	115	666 POTTERY	694	117	73
744 MECHANICAL HANDLING EQUIP	89	174	108	667 PEARLS, PRECIOUS STONES	.	.	.
745 OTH. NONELEC MCH, TOOL, NES	22	199	125	671 PIG IRON, SPIEGELEISN, ETC	149 194	13 586	8 482
746 BALL OR ROLLER BEARINGS	133	139	85	672 INGOTS ETC. IRON OR STEEL	152 974	6 958	4 430
747 TAPS, COCKS, VALVES, ETC.	457	881	559	673 FLAT-ROLLED IRON ETC.	405 029	19 962	12 354
748 TRANSMISSIONS SHAFTS ETC	17	281	170	675 FLAT-ROLLED, ALLOY STEEL	632	118	76
749 NON-ELECT MACH. PARTS, ETC	33	108	64	676 IRON, STL. BAR, SHAPES ETC.	141 308	7 857	4 830
752 AUTOMATIC, DATA PROC. EQUIP	17	392	244	677 RAILWAY TRACK IRON, STEEL	430	72	44
761 TELEVISION RECEIVERS ETC	502	842	525	678 WIRE OF IRON OR STEEL	45 536	2 348	1 489
762 RADIO-BROADCAST RECEIVER	123	132	87	679 TUBES, PIPES, ETC. IRON, STL	47 776	4 224	2 615
764 TELECOMM. EQUIP. PARTS NES	23	539	335	682 COPPER	34 717	6 688	4 143
771 ELECT. POWER MACHNY. PARTS	18	61	37	683 NICKEL	129	90	53
772 ELEC. SWITCH, RELAY, CIRCUIT	65	650	413	684 ALUMINIUM	64 385	14 703	9 132
773 ELECTR. DISTRIB. EQPT NES	147	61	40	687 TIN	625	673	422
774 ELECTRO-MEDCL. XRAY EQUIP	43	864	515	689 MISC. NON-FERR. BASE METAL	.	.	.
775 DOM. ELEC. NON-ELEC. EQUIPT	54	108	63	691 METALLIC STRUCTURES NES	6 866	992	621
778 ELECTRIC. MACH. APPART. NES	2 143	1 051	631	692 CONTAINERS, STORAGE, TRNSP	12 486	1 434	895
781 PASS. MOTOR VEHCLS. EX. BUS	2 694	2 043	1 256	693 WIRE PRODUCTS EXCL. ELECT.	2 203	190	115
782 GOODS, SPCL TRANSPORT VEH	15 716	3 123	1 937	694 NAILS, SCREWS, NUTS, ETC.	2 639	202	128
783 ROAD MOTOR VEHICLES NES	3 603	1 466	905	695 TOOLS	504	625	381
784 PARTS, TRACTORS, MOTOR VEH	593	1 769	1 072	697 HOUSEHOLD EQUIPMENT, NES	1 634	242	148
786 TRAILERS, SEMI-TRAILER, ETC	2 542	452	285	699 MANUFACTS. BASE METAL, NES	27 993	2 440	1 531
813 LIGHTNG FIXTURES ETC. NES	22	74	43	713 INTRNL COMBUS PSTN ENGIN	52	159	95
821 FURNITURE, CUSHIONS, ETC.	254	270	160	716 ROTATING ELECTRIC PLANT	1 326	2 797	1 719
842 WOMEN, GIRL CLOTHNG, XKNIT	5	52	32	721 AGRIC. MACHINES, EX. TRACTR	754	94	56
846 CLOTHING ACCESSRS, FABRIC	49	293	180	722 TRACTORS	1 731	377	235
851 FOOTWEAR	118	572	335	723 CIVIL ENGINEERING EQUIPT	3 969	848	523
872 MEDICAL INSTRUMENTS NES	561	2 627	1 585	725 PAPER, PULP, MILL MACHINES	167	58	35
873 METERS, COUNTERS, NES	348	422	265	727 FOOD-PROCESS. MCH. NON DOM	120	249	163
874 MEASURE, CONTROL INSTRMNT	9	515	326	728 OTH. MACH. PTS, SPCL INDUST	1 095	479	294
881 PHOTOGRAPH APPAR. ETC. NES	20	89	53	731 METAL REMOVAL WORK TOOLS	458	162	102
884 OPTICAL GOODS NES	3	144	94	735 PARTS, NES, FOR MACH-TOOLS	626	518	321
892 PRINTED MATTER	40	230	140	743 PUMPS NES, CENTRIFUGS ETC	1 737	509	314
893 ARTICLES, NES, OF PLASTICS	630	310	189	744 MECHANICAL HANDLING EQUIP	9 551	2 761	1 722
898 MUSICAL INSTRUMENTS, ETC.	15	107	67	745 OTH. NONELEC MCH, TOOL, NES	405	1 178	744
899 MISC MANUFCTRD GOODS NES	44	578	355	746 BALL OR ROLLER BEARINGS	3 564	2 100	1 272
				747 TAPS, COCKS, VALVES, ETC.	295	426	270
UKRAINE				748 TRANSMISSIONS SHAFTS ETC	1 582	137	88
IMPORTS	3 019 137	507 901	315 343	761 TELEVISION RECEIVERS ETC	99	136	78
001 LIVE ANIMALS	532	159	96	764 TELECOMM. EQUIP. PARTS NES	436	160	97
022 MILK AND CREAM	15 689	2 784	1 771	771 ELECT. POWER MACHNY. PARTS	5 410	1 727	1 081
025 EGGS, BIRDS, YOLKS, ALBUMIN	4 660	534	315	772 ELEC. SWITCH, RELAY, CIRCUIT	61	187	115
045 OTHER CEREALS, UNMILLED	23 376	818	531	773 ELECTR. DISTRIB. EQPT NES	1 103	336	202
054 VEGETABLES	221 040	4 931	3 091	776 TRANSISTORS, VALVES, ETC.	68	485	292
056 VEGETABLES, PRPD, PRSVD, NUTS	655	108	63	778 ELECTRIC. MACH. APPART. NES	20 476	5 907	3 708
057 FRUIT, NUTS EXCL. OIL NUTS	448	71	45	781 PASS. MOTOR VEHCLS. EX. BUS	1 011	1 059	666
059 FRUIT, VEGETABLE JUICES	91 972	9 770	6 034	782 GOODS, SPCL TRANSPORT VEH	7 341	6 213	3 954
062 SUGAR CONFECTIONERY	645	85	54	783 ROAD MOTOR VEHICLES NES	142	97	56
112 ALCOHOLIC BEVERAGES	19 648	14 324	8 921	784 PARTS, TRACTORS, MOTOR VEH	418	204	122
211 HIDES, SKINS (EX. FURS), RAW	5 944	1 070	685	785 CYCLES, MOTORCYCLES ETC.	2 089	721	451
212 FURSKINS, RAW	3	132	84	786 TRAILERS, SEMI-TRAILER, ETC	30 055	2 673	1 615
222 OILSEED (SFT. FIX VEG. OIL)	84 739	3 693	2 232	791 RAILWAY VEHICLES, EQUIPNT	43 498	6 573	3 996
232 SYNTHETIC RUBBER, ETC.	3 975	203	127	792 AIRCRAFT, ASSOCTD. EQUIPNT	115	53	34
248 WOOD, SIMPLY WORKED	88 397	3 853	2 416	793 SHIP, BOAT, FLDAT. STRUCTRS	96 042	2 109	1 346
263 COTTON	13 789	3 321	2 049	811 PREFABRICATED BUILDINGS	641	48	31
265 VEGETABLE TEXTILE FIBRES	4 128	529	329	813 LIGHTNG FIXTURES ETC. NES	2 545	735	463
267 OTHER MAN-MADE FIBRES	11 896	2 070	1 262	821 FURNITURE, CUSHIONS, ETC.	61 258	9 618	5 945
268 WOOL, OTHER ANIMAL HAIR	86	210	130	831 TRUNK, SUIT-CASES, BAG, ETC	902	673	414
277 NATURAL ABRASIVES, NES	400	68	43	841 MENS, BOYS CLOTHNG, X-KNIT	10 223	29 469	18 239
278 OTHER CRUDE MINERALS	18 195	907	563	842 WOMEN, GIRL CLOTHNG, XKNIT	26 567	111 364	69 003
282 FERROUS WASTE AND SCRAP	7 504	661	400	843 MENS, BOYS CLOTHNG, KNIT	307	485	304
287 ORE, CONCENTR. BASE METALS	915	77	47	844 WOMEN, GIRLS CLOTHNG, KNIT	1 007	3 272	2 032
288 NON-FERROUS WASTE, SCRAP	30 881	5 785	3 581	845 OTHR. TEXTILE APPAREL, NES	3 642	10 286	6 381
289 PREC. METAL ORES, CONCRTS	6	11 672	7 249	846 CLOTHING ACCESSRS, FABRIC	1 636	1 725	1 079
291 CRUDE ANIMAL MATERLS, NES	9 300	225	139	848 CLOTHNG, NONTXTL; HEADGEAR	170	3 864	2 440
292 CRUDE VEG. MATERIALS, NES	1 269	606	390	851 FOOTWEAR	9 866	10 556	6 554
321 COAL, NOT AGGLOMERATED	28 369	606	390	852 OPTICAL INSTRUMENTS, NES	54	537	328
335 RESIDUAL PETROL. PRODUCTS	10 493	513	299	872 MEDICAL INSTRUMENTS NES	16	222	135
421 FIXED VEG. FAT, OILS, SOFT	2 000	193	127	874 MEASURE, CONTROL INSTRMNT	24	143	90
				881 PHOTOGRAPH APPAR. ETC. NES	18	116	74
				884 OPTICAL GOODS NES	10	77	47

7 IMPORTS AND EXPORTS (SPECIAL TRADE) BY COUNTRIES OF PRODUCTION AND CONSUMPTION AND BY GROUPS OF THE SITC-REV. III 1994

GROUP DESCRIPTION	DT = 100 KG	1 000 DM	1 000 \$	GROUP DESCRIPTION	DT = 100 KG	1 000 DM	1 000 \$
892 PRINTED MATTER	270	77	50	665 GLASSWARE	2 062	1 343	845
893 ARTICLES, NES, OF PLASTICS	538	109	64	666 POTTERY	639	420	258
894 BABY CARRIAGE, TOYS, GAMES	550	469	293	673 FLAT-ROLLED IRON ETC.	70 112	5 485	3 499
898 MUSICAL INSTRUMENTS, ETC.	3 817	5 895	3 535	674 FLAT-ROLLED PLATED IRON	504	94	57
899 MISC MANUFACTURED GOODS NES	4 796	1 600	384	675 FLAT-ROLLED, ALLOY STEEL	1 913	947	582
971 GOLD, NONMONETARY EXCL ORES	100	1 902	1 235	676 IRON, STL, BAR, SHAPES ETC.	916	277	173
972 MONETARY GOLD, GOLD COINS		201	131	677 RAILWAY TRACK IRON, STEEL	206	69	45
EXPORTS	1 518 958	1 773 113	1 098 461	678 WIRE OF IRON OR STEEL	954	211	127
001 LIVE ANIMALS	7 143	3 331	2 099	679 TUBES, PIPES, ETC. IRON, STL	9 783	3 496	2 188
012 OTHER MEAT, MEAT OFFAL	10 055	2 040	1 225	681 SILVER, PLATINUM, ETC.	3	8 926	5 786
016 MEAT, ED. OFFL. DRY, SLT, SMK	165	177	109	682 COPPER	1 707	2 431	1 502
017 MEAT, OFFL. PRPD, PRSVD, NES	5 908	2 582	1 567	684 ALUMINIUM	1 166	974	607
022 MILK AND CREAM	10 255	2 624	1 648	691 METALLIC STRUCTURES NES	8 760	5 081	3 151
024 CHEESE AND CURD	1 225	1 225	740	692 CONTAINERS, STORAGE, TRANSP	344	2 929	1 837
034 FISH, FRESH, CHILLED, FROZEN	1 652	185	114	693 WIRE PRODUCTS EXCL. ELECT	20 513	2 929	1 837
036 CRUSTACEANS, MOLLUSCS ETC	137	90	54	694 NAILS, SCREWS, NUTS, ETC.	540	1 075	659
037 FISH ETC. PREPD, PRSVD, NES	733	583	360	695 TOOLS	1 119	2 899	1 749
044 MAIZE UNMILLED	210	101	61	696 CUTLERY	60	265	163
048 CEREAL PREPARATIONS	6 261	2 237	1 395	697 HOUSEHOLD EQUIPMENT, NES	880	1 298	808
054 VEGETABLES	4 053	338	210	699 MANUFACTS. BASE METAL, NES	3 107	5 001	3 053
056 VEGETABLES, PRPD, PRSVD, NES	2 575	876	542	700 CPL IND PLANT (84/85/87)	52 584	175 156	110 005
057 FRUIT, NUTS EXCL. OIL NUTS	1 123	575	343	711 STEAM GENER. BOILERS, ETC.	371	386	229
058 FRUIT, PRESERVED, PREPARED	2 615	1 180	727	712 STEAM TURBINES	25	64	41
059 FRUIT, VEGETABLE JUICES	28 381	2 507	1 549	713 INTRNL COMBUS PSTN ENGIN	2 753	10 204	6 185
061 SUGARS, MOLASSES, HONEY	99	50	31	716 ROTATING ELECTRIC PLANT	2 783	4 856	3 025
062 SUGAR CONFECTIONERY	2 450	1 576	976	718 OTH. POWR. GENRTNG. MACHNRY	160	1 547	897
071 COFFEE, COFFEE SUBSTITUTE	876	721	444	721 AGRIC. MACHINES, EX. TRACTR	42 526	63 054	39 524
072 COCOA	1 622	195	123	722 TRACTORS	399	403	241
073 CHOCOLATE, OTH. COCOA PREP	11 702	7 535	4 649	723 CIVIL ENGINEERING EQUIPT	17 941	28 132	17 469
074 TEA AND MATE	665	496	307	724 TEXTILE, LEATHER MACHINES	28 584	95 062	57 470
075 SPICES	78	76	44	725 PAPER, PULP MILL MACHINES	3 193	19 536	11 434
081 ANIMAL FEED STUFF	3 213	456	291	726 PRINTING, BOOKBINDING MACHS	3 809	25 837	16 236
091 MARGARINE AND SHORTENING	4 189	566	341	727 FOOD-PROCESS. MCH. NON DOM	2 982	7 772	4 796
098 EDIBLE PROD. PREPRTNS, NES	17 188	11 165	7 219	728 OTH. MACH. PTS, SPLC INDUST	19 418	46 746	29 044
111 NON-ALCOHOL. BEVERAGE, NES	48 937	4 543	2 808	731 METAL REMOVAL WORK TOOLS	5 325	41 316	25 259
112 ALCOHOLIC BEVERAGES	101 184	18 840	11 713	733 MACH-TOOLS, METAL-WORKING	4 579	13 553	8 376
121 TOBACCO, UNMANUFACTURED	5 380	1 368	858	735 PARTS, NES, FOR MACH-TOOLS	952	3 626	2 270
122 TOBACCO, MANUFACTURED	15 406	27 660	17 328	737 METALWORKING MACHNRY NES	10 321	22 637	13 465
212 FURSKINS, RAW	166	2 148	1 354	741 HEATING, COOLING EQUIP, PART	13 087	41 560	25 994
222 OILSEED (SFT. FIX VEG. OIL)	936	328	200	742 PUMPS FOR LIQUIDS, PARTS	2 053	10 766	6 569
232 SYNTHETIC RUBBER, ETC.	5 020	722	454	743 PUMPS NES, CENTRIFUGS ETC	14 403	42 120	26 459
248 WOOD, SIMPLY WORKED	527	178	113	744 MECHANICAL HANDLING EQUIP	11 237	27 867	17 426
266 SYNTHETIC FIBRES	542	165	97	745 OTH. NONELEC MCH, TOOL, NES	8 620	32 481	19 905
269 WORN CLOTHING, TEXTL. ARTL	14 811	1 275	787	746 BALL OR ROLLER BEARINGS	1 266	3 943	2 401
278 OTHER CRUDE MINERALS	31 552	195	121	747 TAPS, COCKS, VALVES, ETC.	923	5 590	3 505
291 CRUDE ANIMAL MATERIALS, NES	33	69	40	748 TRANSMISSIONS SHAFTS ETC	2 115	5 295	3 239
292 CRUDE VEG. MATERIALS, NES	1 781	3 997	2 447	749 NON-ELECT MACH. PARTS, ETC	805	3 815	2 390
334 PETROLEUM PRODUCTS	42 545	6 152	3 796	751 OFFICE MACHINES	404	3 272	2 058
335 RESIDUAL PETROL. PRODUCTS	2 783	283	182	752 AUTOMATC. DATA PROC. EQUIP	2 688	21 936	13 569
421 FIXED VEG. FAT, OILS, SOFT	1 695	286	181	759 PARTS, FOR OFFICE MACHINS	316	3 025	1 880
511 HYDROCARBONS, NES, DERIVTS	240	72	46	761 TELEVISION RECEIVERS ETC	854	2 773	1 741
512 ALCOHOL, PHENOL, ETC. DERIV	3 816	445	265	762 RADIO-BROADCAST RECEIVER	226	1 164	731
513 CARBOXYLIC ACIDS, DERIVTS	3 062	951	577	763 SOUND RECORDER, PHONOGRPH	414	2 885	1 798
514 NITROGEN-FUNCT. COMPOUNDS	2 059	891	561	764 TELECOMM. EQUIP. PARTS NES	5 027	32 940	20 334
515 ORGANO-INORGANIC COMPOUNDS	540	750	471	771 ELECT. POWER MACHNRY. PARTS	493	976	600
516 OTHER ORGANIC CHEMICALS	804	274	173	772 ELEC. SWITCH, RELAY, CIRCUIT	1 491	13 939	8 625
522 INORGANIC CHEM. ELEMENTS	4 837	1 601	982	773 ELECTR DISTRI. EQPT NES	5 505	6 845	4 208
523 METAL, SALTS, INORGAN. ACID	4 031	504	323	774 ELECTRO-MEDCL. XRAY EQUIP	2 197	50 266	31 774
524 OTHER CHEMICAL COMPOUNDS	61	348	221	775 DOM. ELEC. NON-ELEC. EQUIPT	4 123	9 244	5 687
531 SYNTH. COLOURS, LAKES, ETC.	1 206	1 035	646	776 TRANSISTORS, VALVES, ETC.	2 326	3 090	1 887
532 DYEING, TANNING MATERIALS	1 041	321	196	778 ELECTRIC. MACH. APPART. NES	4 502	7 391	4 499
533 PIGMENTS, PAINTS, ETC.	25 106	9 257	5 760	781 PASS. MOTOR VEHCLS. EX. BUS	58 067	85 151	53 102
541 MEDICINES, ETC. EXC. GRP542	494	4 851	3 042	782 GOODS, SPLC TRANSPORT VEH	25 083	15 691	9 549
542 MEDICAMENTS	5 558	45 611	27 941	783 ROAD MOTOR VEHICLES NES	21 112	23 663	14 274
551 ESSENTL. OIL, PERFUME, FLAVR	395	579	354	784 PARTS, TRACTORS, MOTOR VEH	11 945	25 482	15 928
553 PERFUMERY, COSMETICS, ETC.	10 681	8 141	4 933	785 CYCLES, MOTORCYCLES ETC.	68	11 747	7 325
554 SOAP, CLEANERS, POLISH, ETC	28 798	7 389	4 607	786 TRAILERS, SEMI-TRAILR, ETC	21 010	11 747	7 325
571 POLYMERS OF ETHYLENE	538	173	108	791 RAILWAY VEHICLES. EQUIPNT	102	393	226
572 POLYMERS OF STYRENE	9 082	1 911	1 213	793 SHIP, BOAT, FLOAT. STRUCTRS	74	242	150
573 POLYMERS, VINYL CHLORIDE	1 203	385	1 213	800 CPL IND PLANT CHAP 90/94	1 446	18 647	11 161
574 POLYACETAL, POLYCARBONATE	10 228	3 503	2 201	811 PREFABRICATED BUILDINGS	2 746	2 400	1 533
575 OTH. PLASTIC, PRIMARY FORM	7 128	3 350	2 082	812 PLUMBING, SANITRY, EQPT. ETC	1 355	1 033	646
579 PLASTIC WASTE, SCRAP ETC	14 896	132	77	813 LIGHTING FIXTURES ETC. NES	2 257	3 816	2 389
581 PLASTIC TUBE, PIPE, HOSE	1 037	968	592	821 FURNITURE, CUSHIONS, ETC.	25 288	20 130	12 480
582 PLASTIC PLATE, SHEETS, ETC	4 452	5 955	3 719	831 TRUNK, SUIT-CASES, BAG, ETC	499	2 472	1 521
583 MONOFILAMENT OF PLASTICS	828	608	372	841 MENS, BOYS CLOTHING, X-KNIT	810	4 214	2 600
591 INSECTICIDES, ETC.	11 001	15 266	9 637	842 WOMEN, GIRL CLOTHING, XKNIT	551	3 956	2 456
592 STARCHES, INULIN, ETC.	2 297	1 201	749	843 MENS, BOYS CLOTHING, KNIT	100	754	468
593 EXPLOSIVES, PYROTECHNICS	35	79	49	844 WOMEN, GIRLS CLOTHING, KNIT	261	2 238	1 381
597 PREPD ADDITIVES, LIQUIDS	7 748	2 268	1 392	845 OTH. TEXTILE APPAREL, NES	1 283	9 088	5 665
598 MISC. CHEMICAL PRDCTS, NES	26 367	8 973	5 622	846 CLOTHING ACCESSRS, FABRIC	1 363	4 365	2 678
600 CPL IND PLANT CHAP 69-76	17 353	37 282	23 223	848 CLOTHING, NONXTXL; HEADGEAR	980	3 265	2 018
611 LEATHER	485	1 959	1 215	851 FOOTWEAR	4 606	10 529	6 515
612 MANUFACT. LEATHER ETC. NES	8	59	35	871 OPTICAL INSTRUMENTS, NES	9	602	376
613 FURSKINS, TANNED, DRESSED	75	1 477	924	872 MEDICAL INSTRUMENTS NES	1 223	15 068	9 404
621 MATERIALS OF RUBBER	286	227	147	873 METERS, COUNTERS, NES	101	493	305
625 RUBBER TYRES, TUBES, ETC.	3 665	1 241	783	874 MEASURE, CONTROL INSTRMNT	612	13 459	8 321
629 ARTICLES OF RUBBER, NES	3 691	4 042	2 482	881 PHOTOGRAPH APPAR. ETC. NES	207	1 765	1 107
633 CORK MANUFACTURES	63	105	68	882 PHOTO. CINEMATOGRPH. SUPPL	383	1 278	796
634 VENEERS, PLYWOOD, ETC.	3 041	706	442	884 OPTICAL GOODS NES	20	926	579
635 WOOD MANUFACTURES, NES	3 663	1 750	1 088	885 WATCHES AND CLOCKS	62	599	374
641 PAPER AND PAPERBOARD	12 757	7 839	4 780	891 ARMS AND AMMUNITION	1 089	7 829	4 784
642 PAPER, PAPERBOARD, CUT ETC	13 151	4 274	2 653	892 PRINTED MATTER	19 722	16 114	9 907
651 TEXTILE YARN	2 444	5 148	3 210	893 ARTICLES, NES, OF PLASTICS	13 426	8 464	5 224
652 COTTON FABRICS, WOVEN	3 864	8 744	5 385	894 BABY CARRIAGE, TOYS, GAMES	1 159	2 598	1 574
653 FABRICS, MAN-MADE FIBRES	21 743	56 707	35 333	895 OFFICE, STATIONERY SUPPLS	588	1 865	1 153
654 OTH. TEXTILE FABRIC, WOVEN	9 216	30 285	18 534	896 WORKS OF ART, ANTIQUE ETC	1	62	38
655 KNIT, CROCHET, FABRIC NES	2 859	6 242	3 861	897 GOLD, SILVERWARE, JEWEL NES	4	819	511
656 TULLE, LACE, EMBROIDRY, ETC	411	3 751	2 294	898 MUSICAL INSTRUMENTS, ETC.	2 265	7 885	4 848
657 SPECIAL YARN, TXTL. FABRIC	7 769	9 521	5 856	899 MISC MANUFACTRD GOODS NES	1 132	7 864	4 868
658 TEXTILE ARTICLES NES	880	1 446	875	941 COMPL IND PLANT CHAPT 99	33 143	12 809	7 925
659 FLOOR COVERINGS, ETC.	6 163	3 840	2 379	971 GOLD, NONMONETARY EXCL ORES	1 412	1 412	871
661 LIME, CEMENT, CONSTR. MATRL	2 319	337	210	BELARUS			
662 CLAY, REFRCT. CONSTR. MATRL	27 217	3 395	2 098	IMPORTS	6 642 805	493 419	307 483
663 MINERAL MANUFACTURES, NES	8 215	2 150	1 333	001 LIVE ANIMALS	1 108	279	170
664 GLASS	614	494	310				

7 IMPORTS AND EXPORTS (SPECIAL TRADE) BY COUNTRIES OF PRODUCTION AND CONSUMPTION AND BY GROUPS OF THE SITC-REV. III 1994

GROUP DESCRIPTION	DT = 100 KG	1 000 DM	1 000 \$	GROUP DESCRIPTION	DT = 100 KG	1 000 DM	1 000 \$
012 OTHER MEAT, MEAT OFFAL	174	111	69	846 CLOTHING ACCESSRS,FABRIC	1 013	1 496	917
022 MILK AND CREAM	1 271	221	142	848 CLOTHNG,NONXTL;HEADGEAR	39	62	40
034 FISH,FRESH,CHILLED,FROZN	449	93	60	851 FOOTWEAR	2 109	3 616	2 270
054 VEGETABLES	9 410	13 388	8 485	871 OPTICAL INSTRUMENTS,NES	7	97	62
056 VEGETABLES,PRPD,PRSD,NES	338	65	43	872 MEDICAL INSTRUMENTS NES	3 090	5 613	3 584
057 FRUIT,NUTS EXCL.OIL NUTS	5 021	1 948	1 244	874 MEASURE,CONTROL INSTRMNT	83	1 332	836
058 FRUIT,PRESERVED,PREPARED	10 562	1 937	1 231	881 PHOTOGRAPH APPAR.ETC.NES	84	319	194
059 FRUIT, VEGETABLE JUICES	23 232	2 392	1 436	884 OPTICAL GOODS NES	60	2 326	1 489
121 TOBACCO, UNMANUFACTURED	1 352	700	435	892 PRINTED MATTER	94	64	40
211 HIDES,SKINS(EX.FURS),RAW	695	132	80	893 ARTICLES,NES,OF PLASTICS	277	279	168
212 FURSKINS, RAW	273	2 101	1 254	894 BABY CARRIAGE, TOYS,GAMES	2 963	671	415
248 WOOD, SIMPLY WORKED	423 350	24 273	15 145	896 WORKS OF ART, ANTIQUE ETC		59	37
251 PULP AND WASTE PAPER	17 380	769	452	898 MUSICAL INSTRUMENTS,ETC.	2 046	362	220
263 COTTON	7 320	1 308	756	971 GOLD,NONMONTRY EXCL ORES	315	609	386
266 SYNTHETIC FIBRES	276 363	44 321	27 492				
267 OTHER MAN-MADE FIBRES	42 200	3 849	2 409	EXPORTS	1 319 833	739 093	457 178
268 WOOL, OTHER ANIMAL HAIR	599	148	95				
282 FERROUS WASTE AND SCRAP	42 549	4 043	2 503	001 LIVE ANIMALS	242	75	48
285 ALUMINIUM ORE,CONCTR.ETC	1 094	240	158	016 MEAT,ED.OFFL,DRY,SLT,SMK	262	116	70
288 NON-FERROUS WASTE,SCRAP	54 106	9 890	6 171	017 MEAT,OFFL.PRPD,PRSD,NES	2 105	990	596
289 PREC.METAL ORES,CONCTR.S	991	2 549	1 592	022 MILK AND CREAM	1 380	525	313
291 CRUDE ANIMAL MATERLS.NES	2 214	147	90	024 CHEESE AND CURD	193	120	78
322 BRIQUETTES,LIGNITE,PEAT	51 172	375	229	034 FISH,FRESH,CHILLED,FROZN	3 964	368	230
334 PETROLEUM PRODUCTS	554 441	15 175	9 711	037 FISH ETC.PRPD,PRSD,NES	840	454	281
335 RESIDUAL PETROL PRODUCTS	5 836	149	87	041 WHEAT, MESLIN, UNMILLED	277 183	6 148	3 646
511 HYDROCARBONS,NES,DERIVTS	53 730	4 260	2 635	048 CEREAL PREPARATIONS	3 351	884	555
513 CARBOXYLIC ACIDS,DERIVTS	1 341	158	99	054 VEGETABLES	3 769	447	283
515 ORGANO-INORGANIC COMPNDS	20 154	3 457	2 216	056 VEGETABLES,PRPD,PRSD,NES	1 227	285	176
522 INORGANIC CHEM.ELEMENTS	438	163	97	057 FRUIT,NUTS EXCL.OIL NUTS	2 518	416	258
523 METAL.SALTS,INDRGAN.ACID	775	140	85	058 FRUIT,PRESERVED,PREPARED	1 710	593	365
524 OTHER CHEMICAL COMPOUNDS	7 185	1 145	690	059 FRUIT, VEGETABLE JUICES	8 597	967	588
533 PIGMENTS, PAINTS, ETC.	2 440	2 598	1 609	061 SUGARS,MOLASSES,HONEY	106 447	5 482	3 173
541 MEDICINES,ETC.EXC.GRP542	200	384	253	062 SUGAR CONFECTIONERY	1 071	656	411
551 ESSNTL.OIL,PERFUME,FLAVR	936	101	62	071 COFFEE,COFFEE SUBSTITUTE	643	356	222
562 FERTILIZER,EXCEPT GRP272	3 695 535	52 532	32 544	072 COCOA	2 663	456	278
571 POLYMERS OF ETHYLENE	29 468	3 156	1 998	073 CHOCOLATE,OTH.COCOA PREP	11 133	6 216	3 854
572 POLYMERS OF STYRENE	1 339	188	120	074 TEA AND MATE	182	315	187
573 POLYMERS,VINYL CHLORIDE	940	202	129	075 SPICES	51	44	30
574 POLYACETAL,POLYCARBONATE	16 786	1 780	1 126	081 ANIMAL FEED STUFF	40 635	7 138	4 250
575 OTH.PLASTIC,PRIMARY FORM	1 371	275	172	091 MARGARINE AND SHORTENING	3 429	447	275
579 PLASTIC WASTE, SCRAP ETC	1 421	134	86	098 EDIBLE PROD.PREPRTS,NES	4 786	1 920	1 180
582 PLASTIC PLATE,SHEETS,ETC	5 478	2 400	1 531	111 NON-ALCOHOL BEVERAGE,NES	12 585	1 125	700
592 STARCHES,INULIN,ETC.	7 435	2 671	1 658	112 ALCOHOLIC BEVERAGES	180 346	27 234	16 945
598 MISC.CHEMICAL PRDTS.NES	60 380	5 566	3 422	122 TOBACCO, MANUFACTURED	15 543	28 200	17 639
611 LEATHER	19 130	8 963	5 494	212 FURSKINS, RAW	2	64	43
621 MATERIALS OF RUBBER	2 133	3 376	2 232	232 SYNTHETIC RUBBER, ETC.	361	170	105
625 RUBBER TYRES,TUBES,ETC.	33 386	4 422	2 745	248 WOOD, SIMPLY WORKED	280	53	34
629 ARTICLES OF RUBBER, NES	540	146	94	266 SYNTHETIC FIBRES	414	110	69
634 VENEERS, PLYWOOD, ETC.	180 289	8 315	5 151	268 WOOL, OTHER ANIMAL HAIR	198	579	359
635 WOOD MANUFACTURES, NES	130 826	4 758	2 933	269 WORN CLOTHING,TEXTL.ARTL	9 107	698	436
651 TEXTILE YARN	14 872	7 285	4 594	282 FERROUS WASTE AND SCRAP	1 479	187	105
653 FABRICS,MAN-MADE FIBRES	1 079	1 196	730	292 CRUDE VEG.MATERIALS, NES	534	1 654	978
654 OTH.TEXTILE FABRIC,WOVEN	486	309	184	334 PETROLEUM PRODUCTS	4 054	1 218	750
656 TULLE,LACE,EMBROIDRY.ETC	142	535	333	335 RESIDUAL PETROL PRODUCTS	614	107	66
658 TEXTILE ARTICLES NES	1 163	826	512	421 FIXED VEG.FAT,OILS, SOFT	16 867	2 604	1 643
664 GLASS	5 419	332	211	511 HYDROCARBONS,NES,DERIVTS	186	64	37
665 GLASSWARE	1 319	708	458	512 ALCOHOL,PHENOL,ETC.DERIV	7 088	1 069	642
671 PIG IRON,SPIEGELEISN,ETC	11 796	1 318	837	513 CARBOXYLIC ACIDS,DERIVTS	1 352	367	235
678 WIRE OF IRON OR STEEL	1 882	299	189	514 NITROGEN-FUNCT.COMPOUNDS	6 574	1 314	816
679 TUBES,PIPES,ETC.IRON,STL	5 178	399	239	516 OTHER ORGANIC CHEMICALS	850	330	209
681 SILVER,PLATINUM,ETC.	1	709	435	522 INORGANIC CHEM.ELEMENTS	7 347	2 073	1 298
682 COPPER	48 862	13 713	8 458	523 METAL.SALTS,INORGAN.ACID	2 326	1 206	779
683 NICKEL	511	436	254	524 OTHER CHEMICAL COMPOUNDS	1	50	30
684 ALUMINIUM	473 263	107 215	67 171	531 SYNTH.COLOURS,LAKES,ETC.	1 754	2 719	1 674
687 TIN	1 586	1 420	842	532 DYEING,TANNING MATERIALS	7 857	3 349	2 087
689 MISC.NON-FERR.BASE METAL	990	794	444	533 PIGMENTS, PAINTS, ETC.	15 582	4 688	2 877
691 METALLIC STRUCTURES NES	849	121	77	541 MEDICINES,ETC.EXC.GRP542	255	1 810	1 132
694 NAILS,SCREWS,NUTS,ETC.	22 687	1 498	948	542 MEDICAMENTS	624	5 537	3 379
695 TOOLS	160	251	152	551 ESSNTL.OIL,PERFUME,FLAVR	129	147	94
699 MANUFACTS.BASE METAL,NES	2 252	512	305	553 PERFUMERY,COSMETICS,ETC.	7 993	3 507	2 166
713 INTRNL COMBUS PSTN ENGIN	547	161	103	554 SOAP,CLEANERS,POLISH,ETC	6 990	2 758	1 712
716 ROTATING ELECTRIC PLANT	51	112	72	571 POLYMERS OF ETHYLENE	959	152	96
718 OTH.PWR.MCHNRNG.MACHNRY	120	174	106	572 POLYMERS OF STYRENE	19 346	3 354	2 116
721 AGRIC.MACHINES,EX.TRACTR	882	152	94	573 POLYMERS,VINYL CHLORIDE	3 008	532	325
722 TRACTORS	56 455	16 191	10 020	574 POLYACETAL,POLYCARBONATE	9 119	3 184	1 962
723 CIVIL ENGINEERING EQUIPT	898	289	174	575 OTH.PLASTIC,PRIMARY FORM	8 169	4 512	2 812
728 OTH.MACH,PTS,SPCL INDUST	485	873	564	579 PLASTIC WASTE, SCRAP ETC	1 200	68	42
731 METAL REMOVAL WORK TOOLS	588	292	174	581 PLASTIC TUBE,PIPE,HOSE	1 689	1 221	775
735 PARTS,NES,FOR MACH-TOOLS	127	85	54	582 PLASTIC PLATE,SHEETS,ETC	2 662	2 553	1 596
737 METALWORKING MACHRY NES	198	371	225	583 MONOFILAMENT OF PLASTICS	302	258	160
741 HEATING,COOLNG EQIP,PART	231	119	70	591 INSECTICIDES, ETC.	938	1 043	621
742 PUMPS FOR LIQUIDS,PARTS	48	57	36	592 STARCHES,INULIN,ETC.	1 788	641	393
744 MECHANICAL HANDLING EQUIP	685	70	44	597 PREPRD ADDITIVES,LIQUIDS	4 340	1 493	920
745 OTH.NONELEC MCH,TOOL,NES	119	50	32	598 MISC.CHEMICAL PRDTS.NES	17 491	5 602	3 434
746 BALL DR ROLLER BEARINGS	1 536	1 076	680	600 CPL IND PLANT CHAP 69-76	345	1 896	1 171
747 TAPS,COCKS,VALVES,ETC.	352	123	80	611 LEATHER	55	154	97
749 NON-ELECT MACH,PARTS,ETC	14	70	43	613 FURSKINS,TANNED,DRESSED	97	276	163
752 AUTOMATC.DATA PROC.EQUIP	10	125	80	621 MATERIALS OF RUBBER	1 317	300	179
762 RADIO-BROADCAST RECEIVER	120	96	61	625 RUBBER TYRES,TUBES,ETC.	1 414	650	392
771 ELECT POWER MACHNY,PARTS	148	117	74	629 ARTICLES OF RUBBER, NES	218	509	311
773 ELECTR DISTRIBT.EQPT NES	4 943	950	602	634 VENEERS, PLYWOOD, ETC.	6 133	1 620	1 007
775 DOM.ELEC,NON-ELEC.EQUIPT	2 171	777	469	635 WOOD MANUFACTURES, NES	3 657	583	354
776 TRANSISTORS,VALVES,ETC.	192	778	480	641 PAPER AND PAPERBOARD	3 971	2 352	1 455
778 ELECTRIC.MACH.APART.NES	416	3 506	2 122	642 PAPER,PAPERBOARD,CUT ETC	3 692	1 525	950
781 PASS.MOTOR VEHCLS.EX.BUS	109	364	221	651 TEXTILE YARN	1 034	2 585	1 594
782 GOODS,SPCL TRANSPORT VEH	245	102	63	652 COTTON FABRICS, WOVEN	1 153	2 225	1 357
784 PARTS,TRACTORS,MOTOR VEH	2 203	2 060	1 258	653 FABRICS,MAN-MADE FIBRES	2 165	7 017	4 355
785 CYCLES,MOTORCYCLES ETC.	1 656	602	372	654 OTH.TEXTILE FABRIC,WOVEN	1 847	4 754	2 932
786 TRAILERS,SEMI-TRAILR,ETC	1 371	70	44	655 KNIT.CROCHET.FABRIC NES	769	2 092	1 305
791 RAILWAY VEHICLES.EQUIPNT	1 120	300	177	656 TULLE,LACE,EMBROIDRY.ETC	160	910	566
811 PREFABRICATED BUILDINGS	1 403	89	56	657 SPECIAL YARN,XTL.FABRIC	1 131	2 163	1 343
821 FURNITURE,CUSHIONS,ETC.	127 754	15 917	9 886	658 TEXTILE ARTICLES NES	244	602	363
831 TRUNK,SUIT-CASES,BAG,ETC	54	143	88	659 FLOOR COVERINGS, ETC.	747	595	362
841 MENS,BOYS CLOTHING,K-KNIT	1 195	6 077	3 898	661 LIME,CEMENT,CONSTR.MATRL	715	121	75
842 WOMEN,GIRL CLOTHING,XKNIT	4 169	22 442	13 968	662 CLAY,REFRCT.CONSTR.MATRL	4 723	563	348
843 MENS,BOYS CLOTHING,KNIT	183	153	97	663 MINERAL MANUFACTURES,NES	4 071	1 562	971
844 WOMEN,GIRLS CLOTHING,KNIT	269	861	525	664 GLASS	1 085	449	273
845 OTHR.TEXTILE APPAREL,NES	3 670	12 497	7 733	665 GLASSWARE	1 339	1 061	651

7 IMPORTS AND EXPORTS (SPECIAL TRADE) BY COUNTRIES OF PRODUCTION AND CONSUMPTION AND BY GROUPS OF THE SITC-REV. III 1994

GROUP DESCRIPTION	DT = 100 KG	1 000 DM	1 000 \$	GROUP DESCRIPTION	DT = 100 KG	1 000 DM	1 000 \$
666 POTTERY	145	201	121	289 PREC.METAL ORES,CONCRTS	5	547	322
673 FLAT-ROLLED IRON ETC.	34 711	2 195	1 261	292 CRUDE VEG.MATERIALS, NES	27	58	37
676 IRON, STL. BAR, SHAPES ETC.	301	67	40	551 ESSNTL. OIL, PERFUME, FLAVR	6 857	660	422
678 WIRE OF IRON OR STEEL	64	68	43	573 POLYMERS, VINYL CHLORIDE	202	83	53
679 TUBES, PIPES, ETC. IRON, STL	2 262	1 004	605	598 MISC. CHEMICAL PRDCTS. NES	6 200	287	186
681 SILVER, PLATINUM, ETC.	7	2 855	1 772	611 LEATHER	14	167	100
682 COPPER	21 357	7 408	4 605	651 TEXTILE YARN	137	66	42
684 ALUMINIUM	856	1 124	711	654 OTH. TEXTILE FABRIC, WOVEN	134	317	204
691 METALLIC STRUCTURES NES	10 364	2 895	1 792	658 TEXTILE ARTICLES NES	567	417	254
692 CONTAINERS, STORAGE, TRNSP	128	140	84	659 FLOOR COVERINGS, ETC.	203	193	123
694 NAILS, SCREWS, NUTS, ETC.	157	174	109	671 PIG IRON, SPIEGELEISN, ETC	1 728	740	454
695 TOOLS	482	2 843	1 729	682 COPPER	882	276	163
696 CUTLERY	43	284	181	683 NICKEL	66	55	35
697 HOUSEHOLD EQUIPMENT, NES	794	1 109	677	684 ALUMINIUM	969	282	163
699 MANUFACTS. BASE METAL, NES	1 543	1 612	994	741 HEATING, COOLING EQUIP, PART	3	59	36
700 CPL IND PLANT (84/85/87)	32 986	63 393	39 865	745 OTH. NONELEC MCH, TOOL, NES	18	79	52
711 STEAM GENER. BOILERS, ETC.	19	101	63	786 TRAILERS, SEMI-TRAILR, ETC	1 446	239	152
713 INTRNL COMBUS PSTN ENGIN	621	1 622	985	841 MENS, BOYS CLOTHING, X-KNIT	930	2 879	1 827
716 ROTATING ELECTRIC PLANT	310	1 491	842	911 WOMEN, GIRL CLOTHING, KKNIT	1 456	6 001	3 722
718 OTH. POWR. GENERING. MACHNRY	23	188	118	844 WOMEN, GIRLS CLOTHING, KNIT	51	244	149
721 AGRIC. MACHINES, EX. TRACTR	1 089	1 654	1 024	845 OTHR. TEXTILE APPAREL, NES	97	192	115
722 TRACTORS	63	85	55	851 FOOTWEAR	6 236	6 516	3 892
723 CIVIL ENGINEERING EQUIP	10 972	21 318	13 050	896 WORKS OF ART, ANTIQUE ETC	4	275	175
724 TEXTILE, LEATHER MACHINES	4 956	32 256	19 837	898 MUSICAL INSTRUMENTS, ETC.	21	47	30
725 PAPER, PULP MILL MACHINES	128	907	563	899 MISC MANUFCTRD GOODS NES	217	96	59
726 PRINTING, BOOKBINDING MACHS	521	3 382	2 071	971 GOLD, NONMONTRY EXCL ORES	3	79	47
727 FOOD-PROCESS. MCH. NON DOM	1 144	5 427	3 234				
728 OTH. MACH. PTS, SPLCL INDUST	11 092	47 003	28 489	EXPORTS	117 759	88 520	55 150
731 METAL REMOVAL WORK TOOLS	1 729	2 888	1 783	017 MEAT, OFFL. PRPD, PRSVD, NES	82	53	32
733 MACH-TOOLS, METAL-WORKING	435	2 549	1 573	048 CEREAL PREPARATIONS	193	83	54
735 PARTS, NES, FOR MACH-TOOLS	627	1 399	876	059 FRUIT, VEGETABLE JUICES	802	87	54
737 METALWORKING MACHNRY NES	205	1 154	719	072 COCOA	611	179	105
741 HEATING, COOLING EQUIP, PART	5 536	19 537	11 868	073 CHOCOLATE, OTH. COCOA PREP	1 054	618	380
742 PUMPS FOR LIQUIDS, PARTS	451	2 912	1 787	081 ANIMAL FEED STUFF	6 200	582	377
743 PUMPS NES, CENTRIFUGS ETC	1 791	9 543	6 045	091 MARGARINE AND SHORTENING	351	63	40
744 MECHANICAL HANDLING EQUIP	9 270	12 035	7 538	098 EDIBLE PROD. PREPRTRS, NES	209	98	61
745 OTH. NONELEC MCH, TOOL, NES	1 842	11 708	7 230	112 ALCOHOLIC BEVERAGES	10 997	2 137	1 347
746 BALL OR ROLLER BEARINGS	74	481	298	267 OTHER MAN-MADE FIBRES	197	133	79
747 TAPS, COCKS, VALVES, ETC.	597	1 670	1 055	276 WOOL, OTHER ANIMAL HAIR	146	83	53
748 TRANSMISSIONS SHAFTS ETC	126	445	276	268 HORN CLOTHING, TEXTL. ARTL	151	96	61
749 NON-ELECT MACH. PARTS, ETC	2 114	3 416	2 121	269 CRUDE VEG. MATERIALS, NES	853	4 452	2 649
751 OFFICE MACHINES	264	960	601	292 PETROLEUM PRODUCTS	2 320	548	346
752 AUTOMATC. DATA PROC. EQUIP	1 076	6 707	4 202	513 CARBOXYLIC ACIDS, DERIVTS	394	130	81
759 PARTS, FOR OFFICE MACHINS	172	1 209	752	515 ORGANO-INORGANIC COMPNDS	262	533	339
761 TELEVISION RECEIVERS ETC	399	1 096	663	523 METAL. SALTS, INORGAN. ACID	120	55	35
762 RADIO-BROADCAST RECEIVER	36	214	130	521 SYNTH. COLOURS, LAKES, ETC.	50	102	63
763 SOUND RECORDER, PHONOGRPH	44	469	287	533 PIGMENTS, PAINTS, ETC.	416	505	315
764 TELECOMM. EQUIP. PARTS NES	5 464	12 692	7 778	541 MEDICINES, ETC. EXC. GRP542	6	57	36
771 ELECT POWR MACHNRY, PARTS	22	173	108	1 239 542 MEDICAMENTS	302	2 072	1 332
772 ELEC. SWITCH. RELAY. CIRCUIT	346	2 017	493	553 PERFUMERY, COSMETICS, ETC.	898	352	218
773 ELECTR. DISTRIBUT. EQPT NES	818	807	589	554 SOAP, CLEANERS, POLISH, ETC	876	269	170
774 ELECTRO-MEDCL. XRAY EQUIP	1 005	23 088	14 589	573 POLYMERS, VINYL CHLORIDE	9 769	2 102	1 321
775 DOM. ELEC. NON-ELEC. EQUIPT	945	1 567	973	574 POLYACETAL, POLYCARBONATE	3 477	1 572	965
776 TRANSISTORS, VALVES, ETC.	5 768	5 699	3 509	575 OTH. PLASTIC, PRIMARY FORM	3 131	1 434	886
778 ELECTRIC. MACH. APPART. NES	2 972	5 020	3 121	582 PLASTIC PLATE, SHEETS, ETC	23	84	53
781 PASS. MOTOR VEHCLS. EX. BUS	46 150	40 643	25 559	581 INSECTICIDES, ETC.	1 908	3 569	2 287
782 GOODS, SPLCL TRANSPORT VEH	10 572	4 902	3 052	592 STARCHES, INULIN, ETC.	1 484	355	216
783 ROAD MOTOR VEHICLES NES	18 065	4 962	3 101	597 PREPRD ADDITIVES, LIQUIDS	1 204	64	42
784 PARTS, TRACTORS, MOTOR VEH	3 352	9 119	5 619	598 MISC. CHEMICAL PRDCTS. NES	1 503	504	314
785 CYCLES, MOTORCYCLES ETC.	12	65	38	611 LEATHER	1 810	4 414	2 692
786 TRAILERS, SEMI-TRAILR, ETC	12 376	6 856	4 175	1 166 625 RUBBER TYRES, TUBES, ETC.	340	54	32
800 CPL IND PLANT CHAP 90/94	54	1 909	515	641 PAPER AND PAPERBOARD	1 054	399	252
811 PREFABRICATED BUILDINGS	1 419	872	451	642 PAPER, PAPERBOARD, CUT ETC	465	188	116
812 PLUMBING, SANITRY, EQPT. ETC	453	717	784	651 TEXTILE YARN	119	574	357
813 LIGHTING FIXTURES ETC. NES	405	1 272	4 646	652 COTTON FABRICS, WOVEN	89	343	214
821 FURNITURE, CUSHIONS, ETC.	7 431	7 431	302	653 FABRICS, MAN-MADE FIBRES	1 038	2 296	1 452
831 TRUNK, SUIT-CASES, BAG, ETC	239	487	1 176	654 OTH. TEXTILE FABRIC, WOVEN	1 845	5 356	3 326
841 MENS, BOYS CLOTHING, X-KNIT	161	1 878	1 936	655 KNIT. CROCHET. FABRIC NES	2 153	2 865	1 797
842 WOMEN, GIRL CLOTHING, KKNIT	260	3 099	95	656 TULLE, LACE, EMBROIDRY, ETC	53	426	267
843 MENS, BOYS CLOTHING, KNIT	26	161	449	657 SPECIAL YARN, TXTL. FABRIC	894	1 756	1 079
844 WOMEN, GIRLS CLOTHING, KNIT	124	739	8 668	658 TEXTILE ARTICLES NES	48	125	76
845 OTHR. TEXTILE APPAREL, NES	1 741	14 193	770	662 CLAY, REFRCT. CONSTR. MATRL	15 139	4 033	2 517
846 CLOTHING ACCESSRS, FABRIC	229	1 235	521	663 MINERAL MANUFACTURES, NES	991	449	277
849 CLOTHING, NONTXL.; HEADGEAR	159	862	7 486	682 COPPER	169	196	126
851 FOOTWEAR	5 294	11 994	191	695 TOOLS	32	228	134
871 OPTICAL INSTRUMENTS, NES	12	310	3 969	699 MANUFACTS. BASE METAL, NES	608	946	602
872 MEDICAL INSTRUMENTS NES	393	6 339	1 847	713 INTRNL COMBUS PSTN ENGIN	29	74	46
873 METERS, COUNTERS, NES	340	2 865	5 075	716 ROTATING ELECTRIC PLANT	36	216	137
874 MEASURE, CONTROL INSTRMNT	357	8 202	483	721 AGRIC. MACHINES, EX. TRACTR	1 843	2 756	1 652
881 PHOTOGRAPH APPAR. ETC. NES	82	759	1 014	724 TEXTILE, LEATHER MACHINES	638	1 772	1 099
882 PHOTO. CINEMATOGRPH. SUPPL	841	1 617	2 637	727 FOOD-PROCESS. MCH. NON DOM	390	1 232	750
884 OPTICAL GOODS NES	90	4 233	67	728 OTH. MACH. PTS, SPLCL INDUST	8	140	85
885 WATCHES AND CLOCKS	3	108	102	733 MACH-TOOLS, METAL-WORKING	34	62	41
891 ARMS AND AMMUNITION	22	164	8 147	737 METALWORKING MACHNRY NES	136	1 287	826
892 PRINTED MATTER	22 809	13 743	3 841	741 HEATING, COOLING EQUIP, PART	813	1 087	661
893 ARTICLES, NES, OF PLASTICS	7 524	6 152	744	742 PUMPS FOR LIQUIDS, PARTS	28	120	77
894 BABY CARRIAGE, TOYS, GAMES	4 017	1 230	487	743 PUMPS NES, CENTRIFUGS ETC	277	1 110	683
895 OFFICE, STATIONERY SUPPLS	213	794	39	744 MECHANICAL HANDLING EQUIP	298	332	211
896 WORKS OF ART, ANTIQUE ETC	3	66	431	745 OTH. NONELEC MCH, TOOL, NES	949	3 525	2 243
897 GOLD, SILVERWARE, JEWEL NES	25	701	1 271	747 TAPS, COCKS, VALVES, ETC.	10	58	38
898 MUSICAL INSTRUMENTS, ETC.	819	2 062	1 121	749 NON-ELECT MACH. PARTS, ETC	20	73	45
899 MISC MANUFCTRD GOODS NES	337	1 825	1 456	751 OFFICE MACHINES	39	249	146
941 COMPL IND PLANT CHAPT 99	756	2 433	3 077	752 AUTOMATC. DATA PROC. EQUIP	27	332	211
971 GOLD, NONMONTRY EXCL ORES	2	4 928		759 PARTS, FOR OFFICE MACHINS	9	142	94
				764 TELECOMM. EQUIP. PARTS NES	185	710	412
MOLDDVA				772 ELEC. SWITCH. RELAY. CIRCUIT	17	366	223
IMPORTS	287 596	51 625	32 005	775 DOM. ELEC. NON-ELEC. EQUIPT	210	266	162
				776 TRANSISTORS, VALVES, ETC.	927	852	548
022 MILK AND CREAM	405	75	49	778 ELECTRIC. MACH. APPART. NES	16 104	7 561	4 780
056 VEGETABLES, PRPD, PRSVD, NES	2 026	99	58	781 PASS. MOTOR VEHCLS. EX. BUS	2 397	2 881	1 802
057 FRUIT, NUTS EXCL. OIL NUTS	1 421	280	173	782 GOODS, SPLCL TRANSPORT VEH	3 239	940	585
058 FRUIT, PRESERVED, PREPARED	3 568	197	118	783 ROAD MOTOR VEHICLES NES	1 324	626	385
059 FRUIT, VEGETABLE JUICES	174 275	15 980	9 771	784 PARTS, TRACTORS, MOTOR VEH	139	627	390
112 ALCOHOLIC BEVERAGES	13 640	1 765	1 115	786 TRAILERS, SEMI-TRAILR, ETC	1 500	400	253
211 HIDES, SKINS (EX. FURS), RAW	1 599	309	194	812 PLUMBING, SANITRY, EQPT. ETC	101	131	83
282 FERROUS WASTE AND SCRAP	5 746	438	265	821 FURNITURE, CUSHIONS, ETC.	393	384	240
288 NON-FERROUS WASTE, SCRAP	52 531	10 740	6 791	841 MENS, BOYS CLOTHING, X-KNIT	11	136	84

7 IMPORTS AND EXPORTS (SPECIAL TRADE) BY COUNTRIES OF PRODUCTION AND CONSUMPTION AND BY GROUPS OF THE SITC-REV. III 1994

GROUP DESCRIPTION	DT = 100 KG	1 000 DM	1 000 \$	GROUP DESCRIPTION	DT = 100 KG	1 000 DM	1 000 \$
842 WOMEN,GIRL CLOTHNG,XKNIT	16	190	122	635 WOOD MANUFACTURES,NES	45 721	4 651	2 859
845 OTHR.TEXTILE APPAREL,NES	106	329	197	641 PAPER AND PAPERBOARD	739 234	42 794	26 652
846 CLOTHING ACCESSRS,FABRIC	150	353	239	642 PAPER,PAPERBOARD,CUT ETC	177	102	61
848 CLOTHING,NONXTL;HEADGEAR	164	375	233	651 TEXTILE YARN	18 890	3 659	2 299
851 FOOTWEAR	1 090	2 748	1 732	652 COTTON FABRICS, WOVEN	31 042	11 329	6 941
872 MEDICAL INSTRUMENTS NES	24	510	323	653 FABRICS,MAN-MADE FIBRES	7 295	3 347	2 110
873 METERS,COUNTERS,NES	234	467	277	654 OTH.TEXTILE FABRIC,WOVEN	2 000	1 729	1 086
874 MEASURE,CONTROL INSTRMNT	21	507	324	655 KNIT.CROCHET.FABRIC NES	187	189	117
891 ARMS AND AMMUNITION	39	183	116	657 SPECIAL YARN,TXTL.FABRIC	1 657	695	431
892 PRINTED MATTER	58	390	245	658 TEXTILE ARTICLES NES	2 983	2 126	1 305
893 ARTICLES,NES,OF PLASTICS	1 313	758	479	659 FLOOR COVERINGS, ETC.	613	4 027	2 451
899 MISC MANUFCTRD GOODS NES	74	822	515	661 LIME,CEMENT,CONSTR.MATRL	11 024	450	282
971 GOLD,NONMONTRY EXCL ORES		114	66	663 MINERAL MANUFACTURES,NES	2 754	485	289
				664 GLASS	70 715	4 543	2 814
RUSSIA				665 GLASSWARE	15 280	1 550	962
IMPORTS	495 244 329	13 169 104	8 166 588	666 POTTERY	4 800	1 770	1 097
001 LIVE ANIMALS	2 380	635	399	667 PEARLS,PRECIIOUS STONES			
022 MILK AND CREAM	10 809	1 991	1 284	671 PIG IRON,SPIEGELEISN,ETC	2 128 485	256 403	160 748
034 FISH,FRESH,CHILLED,FROZN	248 699	64 721	40 683	672 INGOTS ETC.IRON OR STEEL	375 123	17 061	10 778
036 FISH,DRIED,SALTED,SMOKED	1 282	504	317	673 FLAT-ROLLED IRON ETC.	5 044 504	218 233	136 968
037 FISH ETC.PRPD,PRSD,NES	2 610	10 557	6 564	674 FLAT-ROLLED PLATED IRON	16 352	1 255	798
045 OTHER CEREALS, UNMILLED	15 633	853	530	675 FLAT-ROLLED, ALLOY STEEL	35 286	4 963	3 030
048 CEREAL PREPARATIONS	6 378	1 457	891	676 IRON, STL, BAR, SHAPES ETC.	302 008	29 394	18 267
054 VEGETABLES	46 035	8 105	5 208	677 RAILWAY TRACK IRON, STEEL	19 600	19 330	218
056 VEGETABLES, PRPD, PRSD, NES	1 618	642	396	678 WIRE OF IRON OR STEEL	97 419	5 811	3 669
057 FRUIT,NUTS EXCL.OIL NUTS	3 563	782	481	679 TUBES,PIPES,ETC. IRON, STL	214 197	17 575	11 047
058 FRUIT,PRESERVED,PREPARED	2 883	749	468	681 SILVER,PLATINUM,ETC.	87	79 834	49 470
059 FRUIT, VEGETABLE JUICES	117 250	11 694	7 245	682 COPPER	2 360 364	819 763	511 864
061 SUGARS,MOLASSES,HONEY	7 722	941	569	683 NICKEL	194 961	187 485	116 117
062 SUGAR CONFECTIONERY	1 672	227	137	684 ALUMINIUM	1 301 122	314 040	195 890
073 CHOCOLATE,OTH.COCOA PREP	241	60	38	685 LEAD	7 701	776	504
075 SPICES	5 389	385	232	686 ZINC	157 954	24 393	15 382
081 ANIMAL FEED STUFF	1 229	544	328	687 TIN	20 120	17 596	10 743
098 EDIBLE PROD.PREPRNTS,NES	754	139	83	689 MISC.NON-FERR.BASE METAL			
112 ALCOHOLIC BEVERAGES	33 238	13 768	8 532	691 METALLIC STRUCTURES NES	3 628	707	443
211 HIDES,SKINS(EX.FURS),RAW	59 351	10 277	6 355	692 CONTAINERS,STORAGE,TRNSP	8 077	1 321	830
212 FURSKINS, RAW	781	15 264	9 220	693 WIRE PRODUCTS EXCL.ELECT	1 154	242	150
222 OILSEED(SFT.FIX VEG.OIL)	851 621	33 327	20 888	694 NAILS,SCREWS,NUTS,ETC.	15 986	1 679	1 024
223 OILSEED(OTH.FIX VEG.OIL)	1 247	69	44	695 TOOLS	7 245	4 665	2 862
232 SYNTHETIC RUBBER, ETC.	184 136	23 517	14 691	697 HOUSEHOLD EQUIPMENT,NES	770	512	314
245 FUEL WOOD, WOOD CHARCOAL	24 209	1 578	965	699 MANUFACTS.BASE METAL,NES	105 242	14 091	8 795
247 WOOD ROUGH,ROUGH SQUARED	6 400	165	102	711 STEAM GENER. BOILERS,ETC.	3 692	1 129	649
248 WOOD, SIMPLY WORKED	2 371 471	136 400	84 947	712 STEAM TURBINES	200	369	226
251 PULP AND WASTE PAPER	486 646	30 770	19 169	713 INTRNL COMBUS PSTN ENGIN	1 615	4 144	2 510
261 SILK	396	109	69	714 ENGINES,MOTORS NON-ELECT	889	804	506
263 COTTON	49 371	6 472	3 893	716 ROTATING ELECTRIC PLANT	17 103	5 023	3 136
266 SYNTHETIC FIBRES	2 936	553	348	718 OTH.PDHR.GENRTRNG.MACHNRY	881	411	256
267 OTHER MAN-MADE FIBRES	48 298	7 843	4 719	721 AGRIC.MACHINES,EX.TRACTR	2 174	425	257
268 WOOL, OTHER ANIMAL HAIR	31 641	5 746	3 621	722 TRACTORS	14 659	4 203	2 580
272 FERTILIZERS, CRUDE	188 992	2 000	1 188	723 CIVIL ENGINEERING EQUIPT	10 400	3 294	2 029
273 STONE, SAND AND GRAVEL	753 109	918	567	724 TEXTILE,LEATHER MACHINES	2 130	3 787	2 358
277 NATURAL ABRASIVES, NES	43	14 207	8 773	725 PAPER,PULP MILL MACHINES	228	731	467
278 OTHER CRUDE MINERALS	204 059	1 624	1 031	726 PRINTNG,BOOKBINDNG MACHS	209	215	138
281 IRON ORE, CONCENTRATES	6 034 626	34 291	20 987	727 FOOD-PROCESS.MCH.NON DDM	136	9 185	5 853
282 FERROUS WASTE AND SCRAP	847 674	61 248	38 264	728 OTH.MACH.PTS,SPCL INDUST	29 984	9 415	5 853
283 COPPER ORES,CONCENTRATES	28 452	2 800	1 634	731 METAL REMOVAL WORK TOOLS	10 586	4 251	2 651
285 ALUMINIUM ORE,CONCTR.ETC	630	60	35	733 MACH-TOOLS,METAL-WORKING	606	320	202
287 ORE,CONCENTR.BASE METALS	6 928	5 647	3 460	735 PARTS,NES,FOR MACH-TOOLS	1 210	835	515
288 NON-FERROUS WASTE,SCRAP	1 385 044	373 154	233 576	737 METALWORKING MACHNRY NES	53 689	4 147	2 565
289 PREC.METAL ORES,CONCTRSTS	2 878	11 582	6 869	741 HEATING,COOLING EQUIP,PART	822	997	602
291 CRUDE ANIMAL MATERLS,NES	12 830	4 582	2 858	742 PUMPS FOR LIQUIDS,PARTS	311	905	554
292 CRUDE VEG.MATERIALS, NES	3 085	700	416	743 PUMPS NES,CENTRIFUGS ETC	298	954	590
321 COAL,NOT AGGLOMERATED	1 572 663	10 566	6 459	744 MECHANICAL HANDLNG EQUIP	6 706	921	579
322 BRIQUETTES,LIGNITE,PEAT	115 240	1 269	770	745 OTH.NONELEC MCH,TOOL,NES	437	1 474	903
325 COKE,SEMI-COKE,RET.CARBN	724 165	8 787	5 472	746 BALL OR ROLLER BEARINGS	21 245	12 527	7 777
333 PETROLEUM OILS, CRUDE	230 055 808	4 083 962	2 531 127	747 TAPS,COCKS,VALVES,ETC.	2 286	1 505	913
334 PETROLEUM PRODUCTS	19 442 341	441 647	275 999	748 TRANSMISSIONS SHAFTS ETC	12 819	2 725	1 691
335 RESIDUAL PETROL PRODUCTS	492 151	14 366	8 831	749 NON-ELECT MACH,PARTS,ETC	2 100	1 153	694
422 FIXED VEG.FAT,OILS,OTHER	604	66	43	752 AUTOMATC.DATA PRDC.EQUIP	23	633	440
511 HYDROCARBONS,NES,DERIVTS	842 106	72 277	45 005	753 PARTS,FOR OFFICE MACHINS	21	112	68
512 ALCOHOL.PHENOL,ETC.DERIV	1 225 489	70 546	44 569	754 SOUND RECORDER,PHONOGRPH	3	73	47
513 CARBOXYLIC ACIDS,DERIVTS	29 709	4 119	2 525	756 TELECOMM.EQUIP.PARTS NES	980	1 873	1 155
514 NITROGEN-FUNCT.COMPOUNDS	12 379	4 210	2 610	771 ELECT POWER MACHNY,PARTS	2 932	1 383	843
515 ORGANO-INORGANIC COMPNDS	98 647	34 162	21 382	772 ELEC.SWITCH.RELAY.CIRCUIT	1 294	8 899	5 517
516 OTHER ORGANIC CHEMICALS	20 298	3 644	2 278	773 ELECTR DISTRIBT.EQPT NES	54 857	11 060	6 962
522 INORGANIC CHEM.ELEMENTS	686 273	54 700	34 038	774 ELECTRO-MEDCL,XRAY EQUIP	102	529	327
523 METAL.SALTS,INORGAN.ACID	34 076	9 982	6 175	775 DDM,ELEC.NON-ELEC.EQUIPT	2 275	1 217	737
524 OTHER CHEMICAL COMPOUNDS	172 552	13 793	8 557	776 TRANSISTORS,VALVES,ETC.	832	7 155	4 466
525 RADIO-ACTIVE MATERIALS	2 950	230 376	138 256	778 ELECTRIC.MACH.APPART.NES	68 527	16 852	10 514
531 SYNTH.COLOURS,LAKES,ETC.	21	81	48	781 PASS.MOTOR VEHCLS.EX.BUS	330 999	163 883	101 867
533 PIGMENTS, PAINTS, ETC.	2 018	356	214	783 GOODS,SPCL TRANSPORT VEH	3 649	1 806	1 133
541 MEDICINES,ETC.EXC.GRP542	12 380	33 601	20 654	784 ROAD MOTOR VEHICLES NES	3 778	3 444	2 183
542 MEDICAMENTS	22	192	124	785 PARTS,TRACTORS,MOTOR VEH	61 906	8 946	5 599
551 ESSNTL.OIL,PERFUME,FLAVR	6 137	951	582	786 CYCLES,MOTORCYCLES ETC.	4 257	1 898	1 166
553 PERFUMERY,COSMETICS,ETC.	364	151	94	787 TRAILERS,SEMI-TRAILR,ETC	42 648	7 021	4 476
554 SOAP,CLEANERS,POLISH,ETC	573	186	113	791 RAILWAY VEHICLES.EQUIPNT	23 313	7 775	4 702
562 FERTILIZER,EXCEPT GRP272	6 180 117	135 696	83 344	792 AIRCRAFT,ASSOCTD.EQUIPNT	146	11 347	6 884
571 POLYMERS OF ETHYLENE	145 361	14 097	8 824	811 SHIP,BOAT,FLOAT.STRUCTRS	270 010	8 229	5 256
572 POLYMERS OF STYRENE	19 787	2 459	1 569	813 PREFABRICATED BUILDINGS	23 755	1 387	842
573 POLYMERS OF VINYL CHLORIDE	148 052	16 321	10 322	821 PLUMBNG,SANITRY,EQPT.ETC	755	1 135	83
574 POLYACETAL,POLYCARBONATE	2 049	562	352	831 LIGHTNG FIXTURES ETC.NES	118	106	65
575 OTH.PLASTIC,PRIMARY FORM	20 175	2 794	1 747	841 FURNITURE,CUSHIONS,ETC.	192 485	30 736	18 979
579 PLASTIC WASTE, SCRAP ETC	11 885	685	418	821 TRUNK,SUIT-CASES,BAG,ETC	315	249	153
582 PLASTIC PLATE, SHEETS,ETC	332	196	124	841 MENS,BOYS CLOTHNG,X-KNIT	16 709	53 445	33 055
583 MONOFILAMENT OF PLASTICS	544	58	35	842 WOMEN,GIRL CLOTHNG,XKNIT	14 296	68 617	42 320
591 INSECTICIDES, ETC.	1 602	281	171	843 MENS,BOYS CLOTHING,KNIT	141	439	273
592 STARCHES, INULIN, ETC.	133 175	51 216	32 073	845 WOMEN,GIRLS CLOTHNG,KNIT	711	2 360	1 464
593 EXPLOSIVES,PYROTECHNICS	444	92	57	846 OTHR.TEXTILE APPAREL,NES	5 761	10 830	6 814
597 PREPRO ADDITIVES,LIQUIDS	9 955	4 989	3 062	846 CLOTHING ACCESSRS,FABRIC	580	637	388
598 MISC.CHEMICAL PRDTS,NES	111 095	10 357	6 483	848 CLOTHNG,NONXTL;HEADGEAR	99	295	179
611 LEATHER	20 448	13 029	8 163	851 FOOTWEAR	3 572	9 463	5 731
613 FURSKINS,TANNED,DRESSED	90	1 466	884	871 OPTICAL INSTRUMENTS,NES	1 217	4 788	2 970
621 MATERIALS OF RUBBER	12 135	1 184	726	872 MEDICAL INSTRUMENTS NES	83	1 039	638
625 RUBBER TYRES,TUBES,ETC.	14 137	2 913	1 792	874 MEASURE,CONTROL INSTRMNT	485	3 830	2 385
629 ARTICLES OF RUBBER, NES	245	187	116	881 PHOTOGRAPH APPAR.ETC.NES	179	429	267
634 VENEERS, PLYWOOD, ETC.	376 266	34 413	20 885	882 PHOTO.CINEMATOGRPH.SUPPL	13	87	56
				883 CINE.FILM EXPOSD.DEVLDPD	18	186	115
				884 OPTICAL GOODS NES	19	622	386

7 IMPORTS AND EXPORTS (SPECIAL TRADE) BY COUNTRIES OF PRODUCTION AND CONSUMPTION AND BY GROUPS OF THE SITC-REV. III 1994

GROUP DESCRIPTION	DT = 100 KG	1 000 DM	1 000 \$	GROUP DESCRIPTION	DT = 100 KG	1 000 DM	1 000 \$
885 WATCHES AND CLOCKS	77	1 761	1 100	613 FURSKINS, TANNED, DRESSED	1 127	4 476	2 791
891 ARMS AND AMMUNITION	769	2 300	1 421	621 MATERIALS OF RUBBER	21 396	8 939	5 605
892 PRINTED MATTER	6 684	2 905	1 832	625 RUBBER TYRES, TUBES, ETC.	14 607	7 171	4 425
893 ARTICLES, NES, OF PLASTICS	626	2 555	1 525	629 ARTICLES OF RUBBER, NES	4 881	9 057	5 629
894 BABY CARRIAGE, TOYS, GAMES	3 454	1 469	922	633 CORK MANUFACTURES	1 112	344	211
895 OFFICE, STATIONERY SUPPLS	39	158	95	634 VENEERS, PLYWOOD, ETC.	37 065	7 058	4 429
896 WORKS OF ART, ANTIQUE ETC	1 341	4 111	2 520	635 WOOD MANUFACTURES, NES	41 020	24 361	15 243
897 GOLD, SILVERWARE, JEWEL NES	3	1 965	1 236	641 PAPER AND PAPERBOARD	131 006	68 988	42 926
898 MUSICAL INSTRUMENTS, ETC.	2 030	2 363	1 429	642 PAPER, PAPERBOARD, CUT ETC	81 456	37 817	23 579
899 MISC MANUFCTRD GOODS NES	9 205	2 538	1 592	651 TEXTILE YARN	5 164	10 312	6 352
961 COIN NONGOLD NONCURRENT	100	6 218	3 870	652 COTTON FABRICS, WOVEN	5 258	11 818	7 231
971 GOLD, NONMONETARY EXCL ORES	141	254 328	160 004	653 FABRICS, MAN-MADE FIBRES	16 200	44 190	27 328
972 MONETARY GOLD, GOLD COINS		3 785	2 335	654 OTH. TEXTILE FABRIC, WOVEN	7 199	20 750	12 688
EXPORTS	18 036 386	10 753 978	6 643 547	655 KNIT, CROCHET, FABRIC NES	3 539	10 348	6 410
001 LIVE ANIMALS	5 281	3 258	2 043	656 TULLE, LACE, EMBROIDRY, ETC	801	3 094	1 915
011 BOVINE MEAT	315 424	68 782	42 468	657 SPECIAL YARN, TXTL. FABRIC	8 218	18 972	11 770
012 OTHER MEAT, MEAT OFFAL	545 272	105 398	64 196	658 TEXTILE ARTICLES NES	4 622	8 634	5 321
016 MEAT, ED. OFFL, DRY, SLT, SMK	9 555	4 913	3 029	659 FLOOR COVERINGS, ETC.	31 354	22 134	13 734
017 MEAT, OFFL, PRPD, PRSVD, NES	178 078	74 268	45 515	660 CPL IND PLANT CHAPTER 68	7 749	48	32
022 MILK AND CREAM	234 280	62 769	38 602	661 LIME, CEMENT, CONSTR. MATRL	20 237	2 683	1 670
023 BUTTER, OTHER FAT OF MILK	41 732	10 790	6 494	662 CLAY, REFRCT, CONSTR. MATRL	127 135	19 820	12 050
024 CHEESE AND CURD	273 661	108 575	65 437	663 MINERAL MANUFACTURES, NES	84 761	19 644	12 257
025 EGGS, BIRDS, YOLKS, ALBUMIN	4 109	713	434	664 GLASS	7 970	8 538	5 272
034 FISH, FRESH, CHILLED, FROZN	10 491	3 538	2 215	665 GLASSWARE	36 707	8 772	5 477
035 FISH, DRIED, SALTED, SMOKED	765	645	410	666 POTTERY	3 142	4 922	3 030
036 CRUSTACEANS, MOLLUSCS ETC	3 292	3 170	1 948	667 PEARLS, PRECIOUS STONES			
037 FISH ETC. PREPD, PRSVD, NES	21 994	9 933	6 205	671 PIG IRON, SPIEGELEISN, ETC	2 529	563	346
041 WHEAT, MESLIN, UNMILLED	1 002 818	15 857	9 900	672 INGOTS ETC. IRON OR STEEL	970 789	31 057	18 974
042 RICE	901	202	123	673 FLAT-ROLLED IRON ETC.	699 591	45 414	27 921
046 MEAL, FLOUR OF WHEAT, MSLN	33 549	1 882	1 124	674 FLAT-ROLLED PLATED IRON	10 006	2 119	1 290
048 CEREAL PREPARATIONS	242 773	74 060	45 664	675 FLAT-ROLLED, ALLOY STEEL	9 204	4 263	2 645
054 VEGETABLES	65 695	9 458	5 840	676 IRON, STL. BAR, SHAPES ETC.	32 743	5 807	3 559
056 VEGETABLES, PRPD, PRSVD, NES	76 464	16 838	10 352	677 RAILWAY TRACK IRON, STEEL	302	462	294
057 FRUIT, NUTS EXCL. OIL NUTS	146 822	25 415	15 910	678 WIRE OF IRON OR STEEL	390	166	103
058 FRUIT, PRESERVED, PREPARED	56 317	23 695	14 738	679 TUBES, PIPES, ETC. IRON, STL	547 896	83 699	51 376
059 FRUIT, VEGETABLE JUICES	408 558	35 801	21 862	681 SILVER, PLATINUM, ETC.	1	431	270
061 SUGARS, MOLASSES, HONEY	932 378	47 004	27 291	682 COPPER	4 349	3 151	1 950
062 SUGAR CONFECTIONERY	50 251	27 726	17 117	683 NICKEL	5	151	95
071 COFFEE, COFFEE SUBSTITUTE	14 651	14 868	9 382	684 ALUMINIUM	18 031	16 825	10 600
072 COCOA	1 814	492	313	686 ZINC	7 436	266	166
073 CHOCOLATE, OTH. COCOA PREP	667 843	356 241	221 429	688 MISC. NON-FERR. BASE METAL	254	514	324
074 TEA AND MATE	8 183	8 914	5 539	689 METALLIC STRUCTURES NES	85 355	55 776	34 895
075 SPICES	1 262	1 461	907	692 CONTAINERS, STORAGE, TRANSP	12 681	14 887	9 288
081 ANIMAL FEED STUFF	384 549	32 670	20 183	693 WIRE PRODUCTS EXCL. ELECT	2 116	1 889	1 160
091 MARGARINE AND SHORTENING	125 649	18 123	11 230	694 NAILS, SCREWS, NUTS, ETC.	2 290	3 128	1 923
098 EDIBLE PROD. PREPRTNS, NES	197 892	96 837	58 634	695 TOOLS	7 406	33 279	20 629
111 NON-ALCOHOL. BEVERAGE, NES	475 617	42 154	25 953	696 CUTLERY	1 680	7 595	4 685
112 ALCOHOLIC BEVERAGES	2 888 464	456 743	282 442	697 HOUSEHOLD EQUIPMENT, NES	10 374	15 441	9 504
121 TOBACCO, UNMANUFACTURED	192	393	254	699 MANUFACT. BASE METAL, NES	52 590	38 389	23 733
122 TOBACCO, MANUFACTURED	69 517	125 695	77 436	700 CPL IND PLANT (84/85/87)	117 831	391 632	244 266
212 FURSKINS, RAW	132	507	324	711 STEAM GENER. BOILERS, ETC.	5 607	7 341	4 426
222 OILSEED (SFT. FIX VEG. OIL)	1 143	296	177	712 STEAM TURBINES	54	1 814	1 080
223 OILSEED (OTH. FIX. VEG. OIL)	512	215	139	713 INTRNL COMBUS PSTN ENGIN	15 937	50 943	31 269
232 SYNTHETIC RUBBER, ETC.	11 606	5 188	3 278	714 ENGINES, MOTORS NON-ELECT	3 064	37 967	23 501
246 WOOD IN CHIPS, PARTICLES	6 581	58	37	716 ROTATING ELECTRIC PLANT	8 034	24 993	15 429
248 WOOD, SIMPLY WORKED	9 423	1 690	1 074	718 OTH. POWR. GENRTNG. MACHNRY	11 405	19 785	12 338
266 SYNTHETIC FIBRES	447	108	63	721 AGRIC. MACHINES, EX. TRACTR	37 671	60 026	37 266
267 OTHER MAN-MADE FIBRES	849	516	327	722 TRACTORS	6 476	9 003	5 473
269 WORN CLOTHING, TEXTL. ARTL	12 709	2 907	1 814	723 CIVIL ENGINEERING EQUIPT	73 811	147 268	90 218
273 STONE, SAND AND GRAVEL	12 291	578	358	724 TEXTILE, LEATHER MACHINES	42 110	170 528	103 416
277 NATURAL ABRASIVES, NES	7 274	52	33	725 PAPER, PULP MILL MACHINES	3 929	34 055	20 737
278 OTHER CRUDE MINERALS	15 410	459	283	726 PRINTING, BOOKBINDNG MACHS	13 550	94 924	60 212
285 ALUMINIUM ORE, CONCTR. ETC	648 478	17 345	10 645	727 FOOD-PROCESS. MCH. NON DOM	14 579	65 143	40 215
288 NON-FERROUS WASTE, SCRAP	2 031	877	521	728 OTH. MACH. PTS, SPLC INDUSTR	155 068	430 867	268 335
291 CRUDE ANIMAL MATERLS. NES	5 472	3 085	1 916	731 METAL REMOVAL, WORK TOOLS	34 352	198 180	122 440
292 CRUDE VEG. MATERIALS, NES	6 286	11 006	6 687	733 MACH-TOOLS, MACH-WORKING	31 354	115 409	71 895
334 PETROLEUM PRODUCTS	56 382	11 329	6 869	735 PARTS, NES, FOR MACH-TOOLS	5 086	28 197	17 760
335 RESIDUAL PETROL. PRODUCTS	368 165	13 122	8 033	737 METALWORKING MACHNRY NES	5 910	20 702	12 764
411 ANIMAL OILS AND FATS	11 250	1 572	993	741 HEATING, COOLING EQUIP. PART	66 710	205 985	127 026
421 FIXED VEG. FAT, OILS, SOFT	68 283	12 216	7 648	742 PUMPS FOR LIQUIDS, PARTS	11 436	53 050	32 778
422 FIXED VEG. FAT, OILS, OTHER	1 426	235	150	743 PUMPS NES, CENTRIFUGS ETC	31 710	113 782	69 492
431 ANIMAL, VEG. FATS, OILS, NES	12 812	2 111	1 309	744 MECHANICAL HANDLING EQUIP	68 491	135 202	83 276
511 HYDROCARBONS, NES, DERIVTS	18 557	2 648	1 611	745 OTH. NONELEC MCH, TOOL, NES	34 122	96 702	59 924
512 ALCOHOL, PHENOL, ETC. DERIV	60 188	11 890	7 277	746 BALL OR ROLLER BEARINGS	1 813	8 577	5 294
513 CARBOXYLIC ACIDS, DERIVTS	12 698	5 202	3 156	747 TAPS, COCKS, VALVES, ETC.	15 343	55 148	33 893
514 NITROGEN-FUNCT. COMPOUNDS	20 016	14 648	8 851	748 TRANSMISSIONS SHAFTS ETC	6 797	24 336	15 091
515 ORGANO-INORGANIC COMPNDS	9 550	5 437	3 446	749 NON-ELECT MACH. PARTS, ETC	3 516	20 806	12 903
516 OTHER ORGANIC CHEMICALS	2 170	2 332	1 436	751 OFFICE MACHINES	4 017	27 514	17 086
522 INORGANIC CHEM. ELEMENTS	12 203	6 981	4 377	752 AUTOMATC. DATA PROC. EQUIP	15 197	173 185	107 163
523 METAL. SALTS, INORGAN. ACID	66 040	9 687	5 283	759 PARTS, FOR OFFICE MACHINS	3 253	35 141	21 695
524 OTHER CHEMICAL COMPOUNDS	2 311	726	437	761 TELEVISION RECEIVERS ETC	6 699	20 743	12 711
525 RADIO-ACTIVE MATERIALS	7 411	14 473	8 644	762 RADIO-BROADCAST RECEIVER	2 386	6 910	4 263
531 SYNTH. COLOURS, LAKES, ETC.	7 774	8 882	5 537	763 SOUND RECORDER, PHONOGRPH	615	8 613	5 327
532 DYEING, TANNING MATERIALS	4 395	1 949	1 173	764 TELECOMM. EQUIP. PARTS NES	22 499	273 794	171 877
533 PIGMENTS, PAINTS, ETC.	128 722	50 404	31 369	771 ELECT POWER MACHNRY. PARTS	1 314	9 501	5 879
541 MEDICINES, ETC. EXC. GRP542	3 772	28 618	17 640	772 ELEC. SWITCH, RELAY, CIRCUIT	8 402	68 571	42 584
542 MEDICAMENTS	81 544	271 883	165 538	773 ELECTR DISTRIB. EQPT NES	53 255	48 095	29 124
551 ESSNTL. OIL, PERFUME, FLAVR	4 137	12 076	7 202	774 ELECTRO-MEDCL. XRAY EQUIP	10 505	288 162	180 117
553 PERFUMERY, COSMETICS, ETC.	163 713	102 631	63 410	775 DOM. ELEC. NON-ELEC. EQUIPT	52 969	101 407	62 742
554 SOAP, CLEANERS, POLISH, ETC.	111 076	39 777	20 964	776 TRANSISTORS, VALVES, ETC.	13 590	19 062	11 513
571 POLYMERS OF ETHYLENE	7 046	1 530	947	778 ELECTRIC MACH. APPART. NES	138 027	84 023	51 955
572 POLYMERS OF STYRENE	65 737	14 789	9 240	781 PASS. MOTOR VEHCLS. EX. BUS	269 548	773 087	475 131
573 POLYMERS, VINYL CHLORIDE	34 913	5 154	3 275	782 GOODS, SPLC. TRANSPORT VEH	186 825	280 282	168 649
574 POLYACETAL. POLYCARBONATE	75 527	30 740	18 981	783 ROAD MOTOR VEHICLES NES	127 830	54 788	33 950
575 OTH. PLASTIC, PRIMARY FORM	75 001	35 278	21 684	784 PARTS, TRACTORS, MOTOR VEH	42 824	110 380	68 208
581 PLASTIC TUBE, PIPE, HOSE	6 523	10 925	6 855	785 CYCLES, MOTORCYCLES ETC.	326	1 385	848
582 PLASTIC PLATE, SHEETS, ETC	59 690	41 550	25 573	786 TRAILERS, SEMI-TRAILR, ETC	53 997	43 573	27 078
583 MONOFILAMENT OF PLASTICS	1 241	1 166	735	791 RAILWAY VEHICLES. EQUIPNT	192 135	390 537	244 398
591 INSECTICIDES, ETC.	31 353	47 026	28 579	792 AIRCRAFT, ASSOC'D. EQUIPNT	45	3 411	2 162
592 STARCHES, INULIN, ETC.	20 443	8 990	5 594	793 SHIP, BOAT, FLGAT. STRUCTRS	642	1 998	1 246
593 EXPLOSIVES, PYROTECHNICS	261	422	270	800 CPL IND PLANT CHAP 90/94	4 050	31 814	19 363
597 PREPRD ADDITIVES, LIQUIDS	23 958	12 293	7 646	811 PREFABRICATED BUILDINGS	17 738	10 955	6 685
598 MISC. CHEMICAL PRDTS. NES	118 039	43 216	26 730	812 PLUMBING, SANITRY, EQPT. NEC	14 636	16 690	10 347
600 CPL IND PLANT CHAP 69-76	63 531	100 296	62 581	813 LIGHTING FIXTURES ETC. NES	12 241	27 276	17 011
611 LEATHER	3 615	14 391	8 719	821 FURNITURE, CUSHIONS, ETC.	174 880	155 350	96 357
612 MANUFACT. LEATHER ETC. NES	51	250	159	822 TRUNK, SUIT-CASES, BAG, ETC	2 893	8 876	5 518
				841 MENS, BOYS CLOTHNG, X-KNIT	4 401	35 653	22 136
				842 WOMEN, GIRL CLOTHNG, XKNIT	6 566	72 734	45 067

7 IMPORTS AND EXPORTS (SPECIAL TRADE) BY COUNTRIES OF PRODUCTION AND CONSUMPTION AND BY GROUPS OF THE SITC-REV. III 1994

GROUP DESCRIPTION	DT = 100 KG	1 000 DM	1 000 \$	GROUP DESCRIPTION	DT = 100 KG	1 000 DM	1 000 \$
874 MEASURE, CONTROL INSTRMNT	41	508	307	582 STARCHES, INULIN, ETC.	154	117	73
881 PHOTOGRAPH APPAR. ETC. NES	8	720	462	597 PREPRD ADITIVES, LIQUIDS	492	197	125
884 OPTICAL GOODS NES		256	166	598 MISC. CHEMICAL PRDCTS. NES	4 556	2 009	1 246
892 PRINTED MATTER	325	1 668	1 062	600 CPL IND PLANT CHAP 69-76	6 019	2 725	1 756
893 ARTICLES, NES, OF PLASTICS	423	290	186	621 MATERIALS OF RUBBER	278	277	176
898 MUSICAL INSTRUMENTS, ETC.	13	265	167	625 RUBBER TYRES, TUBES, ETC.	1 776	572	362
899 MISC MANUFCTRD GOODS NES	11	208	120	629 ARTICLES OF RUBBER, NES	3 434	2 794	1 745
KAZAKHSTAN				634 VENEERS, PLYWOOD, ETC.	1 825	453	286
IMPORTS				635 WOOD MANUFACTURES, NES	1 750	1 141	725
034 FISH, FRESH, CHILLED, FROZN	3 831	3 206	2 008	641 PAPER AND PAPERBOARD	2 879	2 162	1 344
037 FISH ETC. PREPD, PRSVD. NES	223	5 420	3 363	642 PAPER, PAPERBOARD, CUT ETC	1 943	1 184	727
059 FRUIT, VEGETABLE JUICES	12 923	1 317	830	651 TEXTILE YARN	15	50	30
073 CHOCOLATE, OTH. COCOA PREP	382	99	41	653 FABRICS, MAN-MADE FIBRES	442	1 217	709
211 HIDES, SKINS (EX. FURS), RAW	439	593	358	655 KNIT. CROCHET. FABRIC NES	165	374	240
212 FURSKINS, RAW	66	407	61	657 SPECIAL YARN, TXLT. FABRIC	68	62	37
222 OILSEED (SFT. FIX VEG. OIL.)	2 108	66	261	658 TEXTILE ARTICLES NES	68	790	498
232 SYNTHETIC RUBBER, ETC.	2 574	338	281	659 FLOOR COVERINGS, ETC.	2 440	1 319	804
263 COTTON	6 477	1 332	41	662 CLAY, REFCT. CONSTR. MATRL	2 386	1 613	1 004
268 WOOL, OTHER ANIMAL HAIR	7 723	471	683	663 MINERAL MANUFACTURES, NES	1 049	232	143
287 ORE, CONCENTR. BASE METALS	31 798	608	216	664 GLASS	1 176	485	287
288 NON-FERROUS WASTE, SCRAP	2 220	527	825	665 GLASSWARE	213	160	99
289 PREC. METAL ORES, CONCTRTS	1	102	282	666 POTTERY	64	87	56
291 CRUDE ANIMAL MATERIALS, NES	1 149	788	377	673 FLAT-ROLLED IRON ETC.	542	120	72
292 CRUDE VEG. MATERIALS, NES	233	63	317	679 TUBES, PIPES, ETC. IRON, STL	3 191	1 222	750
321 COAL, NOT AGGLOMERATED	636 737	5 635	66	681 SILVER, PLATINUM, ETC.	62	52	40
522 INORGANIC CHEM. ELEMENTS	59 803	11 981	482	684 ALUMINIUM	168	277	177
523 METAL. SALTS, INORGAN. ACID	820	57	41	691 METALLIC STRUCTURES NES	2 700	2 258	1 373
524 OTHER CHEMICAL COMPOUNDS	5 491	582	3 476	692 CONTAINERS, STORAGE, TRNSP	929	1 365	874
525 RADIO-ACTIVE MATERIALS	152	5 557	7 488	693 WIRE PRODUCTS EXCL. ELECT	39	67	40
551 ESSNTL. OIL, PERFUME, FLAVR	329	103	34	694 NAILS, SCREWS, NUTS, ETC.	34	81	50
572 POLYMERS OF STYRENE	1 880	206	361	695 TOOLS	624	1 980	1 231
592 STARCHES, INULIN, ETC.	1 699	490	409	696 CUTLERY	12	89	58
621 MATERIALS OF RUBBER	1 111	161	64	697 HOUSEHOLD EQUIPMENT, NES	163	338	210
629 ARTICLES OF RUBBER, NES	525	136	128	699 MANUFACTS. BASE METAL, NES	2 531	2 910	1 823
654 OTH. TEXTILE FABRIC, WOVEN	95	140	306	700 CPL IND PLANT (84/85/87)	6 444	54 607	34 657
667 PEARLS, PRECIOUS STONES	.	.	96	713 INTRNL COMBUS PSTN ENGIN	1 73	420	256
671 PIG IRON, SPIEGELEISN, ETC	330 796	26 989	82	716 ROTATING ELECTRIC PLANT	1 412	4 618	2 704
682 COPPER	129 128	50 770	83	718 OTH. POWR. GENRTNG. MACHNRY	75	526	335
683 NICKEL	249	310	721	721 AGRIC. MACHINES, EX. TRACTR	24 355	32 998	20 714
684 ALUMINIUM	71	154	722	722 TRACTORS	90	61	39
686 ZINC	37 913	5 978	31 652	723 CIVIL ENGINEERING EQUIPT	477	2 039	1 223
689 MISC. NON-FERR. BASE METAL	.	.	202	724 TEXTILE, LEATHER MACHINES	415	1 458	883
699 MANUFACTS. BASE METAL, NES	20	89	91	725 PAPER, PULP MILL MACHINES	90	399	254
721 AGRIC. MACHINES, EX. TRACTR	4 297	435	202	726 PRINTING, BOOKBINDNG MACHS	1 275	7 660	4 814
727 FOOD-PROCESS. MCH. NON DOM	51	156	727	727 FOOD-PROCESS. MCH. NON DOM	8 358	32 545	19 952
741 HEATING, COOLING EQUIP, PART	305	65	55	728 OTH. MACH. PTS, SPLC INDUST	5 589	25 138	15 408
764 TELECOMM. EQUIP. PARTS NES	11	202	280	731 METAL REMOVAL WRKNG TOOLS	291	1 657	1 034
771 ELECT POWER MACHNY. PARTS	1	351	103	733 MACH-TOOLS, METAL-WORKING	496	2 437	1 507
842 WOMEN, GIRL CLOTHING, XKNIT	201	252	735	735 PARTS, NES, FOR MACH-TOOLS	30	324	201
843 MENS, BODYS CLOTHING, KNIT	87	88	126	737 METALWORKING MACHNRY NES	281	2 058	1 317
846 CLOTHING ACCESSRS, FABRIC	53	80	226	741 HEATING, COOLING EQUIP, PART	2 995	11 539	7 058
EXPORTS				742 PUMPS FOR LIQUIDS, PARTS	298	2 087	1 290
001 LIVE ANIMALS	34	3 161	152	743 PUMPS NES, CENTRIFUGS ETC	1 374	5 026	2 983
011 BOVINE MEAT	1 846	421	244	744 MECHANICAL HANDLING EQUIP	2 375	1 781	1 120
016 MEAT, ED. OFFL, DRY, SLT, SMK	66	53	745	745 OTH. NONELEC MCH, TOOL, NES	2 073	14 148	8 598
017 MEAT, OFFL, PRPD, PRSVD, NES	802	422	746	746 BALL OR ROLLER BEARINGS	150	856	517
022 MILK AND CREAM	7 379	2 070	747	747 TAPS, COCKS, VALVES, ETC.	749	3 998	2 453
024 CHEESE AND CURD	2 959	1 318	748	748 TRANSMISSIONS SHAFTS ETC	203	619	381
037 FISH ETC. PREPD, PRSVD. NES	646	408	751	749 NON-ELECT MACH. PARTS, ETC	1 722	2 456	1 531
048 CEREAL PREPARATIONS	6 815	1 624	33	751 OFFICE MACHINES	88	857	531
056 VEGETABLES, PRPD, PRSVD, NES	1 539	246	267	752 AUTOMATC. DATA PROC. EQUIP	466	7 195	4 434
057 FRUIT, NUTS EXCL. OIL NUTS	269	53	329	759 PARTS, FOR OFFICE MACHINS	52	719	433
058 FRUIT, PRESERVED, PREPARED	842	252	832	761 TELEVISION RECEIVERS ETC	82	254	161
059 FRUIT, VEGETABLE JUICES	3 117	314	254	762 RADIO-BROADCAST RECEIVER	72	170	103
061 SUGARS, MOLASSES, HONEY	8 291	390	1 011	763 SOUND RECORDER, PHONOGRPH	69	352	219
062 SUGAR CONFECTIONERY	1 743	833	148	764 TELECOMM. EQUIP. PARTS NES	6 075	103 191	63 486
071 COFFEE, COFFEE SUBSTITUTE	110	166	34	771 ELECT POWER MACHNY. PARTS	45	282	176
073 CHOCOLATE, OTH. COCOA PREP	19 391	10 700	180	772 ELEC. SWITCH. RELAY. CIRCUIT	189	2 556	1 546
074 TEA AND MATE	43	60	198	773 ELECTR DISTRIB. EQPT NES	174	390	238
075 SPICES	163	95	225	774 ELECTRO-MEDCL. XRAY EQUIP	173	5 295	3 204
081 ANIMAL FEED STUFF	13 632	1 455	521	775 DOM. ELEC. NON-ELEC. EQUIPT	770	1 406	874
091 MARGARINE AND SHORTENING	9 674	1 340	778	778 ELECTRIC. MACH. APPART. NES	356	1 862	1 126
098 EDIBLE PROD. PREPRVNG, NES	2 674	968	781	781 PASS. MOTOR VEHCLS. EX. BUS	14 016	26 412	16 236
111 NON-ALCOHOL. BEVERAGE, NES	14 645	1 262	37	782 GOODS, SPLC TRANSPORT VEH	9 498	3 829	2 346
112 ALCOHOLIC BEVERAGES	492 954	75 003	58	783 ROAD MOTOR VEHICLES NES	16 915	6 786	4 252
122 TOBACCO, MANUFACTURED	11 353	17 319	911	784 PARTS, TRACTORS, MOTOR VEH	906	3 489	2 189
248 WOOD, SIMPLY WORKED	1 831	405	803	785 CYCLES, MOTORCYCLES ETC.	114	688	400
266 SYNTHETIC FIBRES	375	152	786	786 TRAILERS, SEMI-TRAILR, ETC	6 182	1 896	1 190
269 WORN CLOTHING, TEXTL. ARTL	653	411	792	792 AIRCRAFT, ASSOCTD. EQUIPNT	9	78	49
292 CRUDE VEG. MATERIALS, NES	486	599	10 747	793 SHIP, BOAT, FLOAT. STRUCTRS	6	65	42
334 PETROLEUM PRODUCTS	2 188	408	263	800 CPL IND PLANT CHAP 90/94	240	3 982	2 368
421 FIXED VEG. FAT, OILS, SOFT	2 601	443	811	811 PREFABRICATED BUILDINGS	181	465	273
422 FIXED VEG. FAT, OILS, OTHER	413	67	257	812 PLUMBNG, SANITRY, EQPT. ETC	209	206	130
512 ALCOHOL, PHENOL, ETC. DERIV	4 501	849	363	813 LIGHTNG FIXTURES ETC. NES	103	358	220
513 CARBOXYLIC ACIDS, DERIVTS	153	69	821	821 FURNITURE, CUSHIONS, ETC.	11 291	10 770	6 595
514 NITROGEN-FUNCT. COMPOUNDS	626	530	264	831 TRUNK, SUIT-CASES, BAG, ETC	145	380	240
515 ORGANO-INORGANIC COMPNDS	1 392	3 113	40	842 MENS, BODYS CLOTHING, X-KNIT	478	1 053	657
516 OTHER ORGANIC CHEMICALS	169	104	521	844 WOMEN, GIRL CLOTHING, XKNIT	195	912	569
522 INORGANIC CHEM. ELEMENTS	115	145	845	845 MENS, BODYS CLOTHING, KNIT	59	246	152
523 METAL. SALTS, INORGAN. ACID	547	102	332	844 WOMEN, GIRLS CLOTHING, KNIT	83	485	299
531 SYNTH. COLOURS, LAKES, ETC.	185	266	1 913	845 OTHR. TEXTILE APPAREL, NES	302	1 689	1 052
532 DYEING, TANNING MATERIALS	151	71	846	846 CLOTHING ACCESSRS, FABRIC	199	480	295
533 PIGMENTS, PAINTS, ETC.	2 673	911	848	848 CLOTHING, NONTXLT; HEADGEAR	114	629	393
541 MEDICINES, ETC. EXC. GRP542	183	921	82	851 FOOTWEAR	4 327	14 682	9 167
542 MEDICAMENTS	6 475	41 904	173	871 OPTICAL INSTRUMENTS, NES	7	272	173
553 PERFUMERY, COSMETICS, ETC.	4 155	2 565	45	872 MEDICAL INSTRUMENTS NES	194	3 092	1 872
554 SOAP, CLEANERS, POLISH, ETC	5 320	1 428	585	873 METERS, COUNTERS, NES	15	57	32
573 POLYMERS, VINYL CHLORIDE	1 020	247	570	874 MEASURE, CONTROL INSTRMNT	1 094	10 093	6 260
574 POLYACETAL, POLYCARBONATE	2 197	1 042	26 337	881 PHOTOGRAPH APPAR. ETC. NES	47	792	500
575 OTH. PLASTIC, PRIMARY FORM	6 477	3 032	1 595	882 PHOTO. CINEMATOGRPH. SUPPL	42	237	149
581 PLASTIC TUBE, PIPE, HOSE	2 581	1 124	885	885 OPTICAL GOODS NES	2	177	109
582 PLASTIC PLATE, SHEETS, ETC	288	577	151	885 WATCHES AND CLOCKS	62	419	253
591 INSECTICIDES, ETC.	13 978	12 355	640	891 ARMS AND AMMUNITION	121	1 234	747
			881	892 PRINTED MATTER	2 071	6 416	3 962
			718	893 ARTICLES, NES, OF PLASTICS	4 219	3 083	1 913
			360	894 BABY CARRIAGE, TOYS, GAMES	100	335	208
			7 446	895 OFFICE, STATIONERY SUPPLS	86	419	254

7 IMPORTS AND EXPORTS (SPECIAL TRADE) BY COUNTRIES OF PRODUCTION AND CONSUMPTION AND BY GROUPS OF THE SITC-REV. III 1994

GROUP DESCRIPTION	DT = 100 KG	1 000 DM	1 000 \$	GROUP DESCRIPTION	DT = 100 KG	1 000 DM	1 000 \$
897 GOLD, SILVERWARE, JEWEL NES	10	588	368	EXPORTS	6 064 141	519 034	321 814
898 MUSICAL INSTRUMENTS, ETC.	206	1 156	706	011 BOVINE MEAT	184 119	33 638	21 352
899 MISC MANUFACTRD GOODS NES	48	563	350	012 OTHER MEAT, MEAT OFFAL	368	132	84
941 COMPL IND PLANT CHAPT 99	1 723	515	330	017 MEAT, OFFL. PRPD, PRSVD, NES	601	134	82
971 GOLD, NONMONTRY EXCL ORES		132	85	023 BUTTER, OTHER FAT OF MILK	200	56	34
TURKMENISTAN				041 WHEAT, MESLIN, UNMILLED	5 464 178	107 576	64 120
IMPORTS				043 BARLEY, UNMILLED	50 024	1 195	699
261 SILK	130	220	143	046 MEAL, FLOUR OF WHEAT, MSLN	9 800	388	224
263 COTTON	292 054	58 858	36 518	048 CEREAL PREPARATIONS	465	73	47
652 COTTON FABRICS, WOVEN	206	135	81	061 SUGARS, MOLASSES, HONEY	45 006	2 317	1 443
653 FABRICS, MAN-MADE FIBRES	29	267	157	073 CHOCOLATE, OTH. COCOA PREP	1 229	710	457
659 FLOOR COVERINGS, ETC.	565	4 303	2 647	091 MARGARINE AND SHORTENING	386	53	32
674 FLAT-ROLLED PLATED IRON	3 502	420	258	098 EDIBLE PROD. PREPRTRS, NES	1 152	516	329
752 AUTOMATC. DATA PROC. EQUIP	19	128	77	111 NON-ALCOHOL. BEVERAGE, NES	2 311	282	169
EXPORTS				112 ALCOHOLIC BEVERAGES	61 888	10 042	6 122
001 LIVE ANIMALS	1 054	316	181	122 TOBACCO, MANUFACTURED	2 878	5 634	3 471
011 BOVINE MEAT	33 223	6 897	4 164	248 WOOD, SIMPLY WORKED	2 369	135	86
073 CHOCOLATE, OTH. COCOA PREP	637	369	218	266 SYNTHETIC FIBRES	397	94	56
098 EDIBLE PROD. PREPRTRS, NES	101	110	66	334 PETROLEUM PRODUCTS	1 186	205	125
112 ALCOHOLIC BEVERAGES	9 171	1 654	996	512 ALCOHOL, PHENOL, ETC. DERIV	9 407	1 876	1 077
334 PETROLEUM PRODUCTS	1 021	225	134	514 NITROGEN-FUNCT. COMPOUNDS	143	293	184
514 NITROGEN-FUNCT. COMPOUNDS	800	233	140	515 ORGANO-INORGANIC COMPNDS	1 895	3 300	1 900
515 ORGANO-INORGANIC COMPNDS	714	1 527	899	523 METAL. SALTS, INORGAN. ACID	1 560	373	236
516 OTHER ORGANIC CHEMICALS	35	50	32	531 SYNTH. COLOURS, LAKES, ETC.	218	737	464
542 MEDICAMENTS	665	2 291	1 332	533 PIGMENTS, PAINTS, ETC.	242	467	282
551 ESSNTL. OIL, PERFUME, FLAVR	78	135	81	541 MEDICINES, ETC. EXC. GRP542	13	249	152
553 PERFUMERY, COSMETICS, ETC.	48	92	59	542 MEDICAMENTS	346	2 612	1 586
554 SOAP, CLEANERS, POLISH, ETC	4 053	1 018	603	553 PERFUMERY, COSMETICS, ETC.	248	355	223
574 POLYACETAL, POLYCARBONATE	400	163	104	554 SOAP, CLEANERS, POLISH, ETC	5 311	1 360	866
575 OTH. PLASTIC, PRIMARY FORM	124	340	217	574 POLYACETAL, POLYCARBONATE	834	346	217
598 MISC. CHEMICAL PRODTS, NES	12 550	2 386	1 499	575 OTH. PLASTIC, PRIMARY FORM	1 110	541	339
600 CPL IND PLANT CHAP 69-76	173	82	49	582 PLASTIC PLATE, SHEETS, ETC	640	1 042	670
621 MATERIALS OF RUBBER	148	514	332	591 INSECTICIDES, ETC.	3 228	10 036	6 438
625 RUBBER TYRES, TUBES, ETC.	81	95	60	592 STARCHES, INULIN, ETC.	696	292	187
629 ARTICLES OF RUBBER, NES	151	519	316	598 MISC. CHEMICAL PRODTS, NES	2 547	1 209	716
635 WOOD MANUFACTURES, NES	172	114	75	621 MATERIALS OF RUBBER	7	55	35
641 PAPER AND PAPERBOARD	676	117	74	625 RUBBER TYRES, TUBES, ETC.	388	170	111
651 TEXTILE YARN	78	272	178	629 ARTICLES OF RUBBER, NES	938	1 071	669
659 FLOOR COVERINGS, ETC.	180	327	193	635 WOOD MANUFACTURES, NES	946	352	224
663 MINERAL MANUFACTURES, NES	3 549	181	105	641 PAPER AND PAPERBOARD	6 167	6 892	4 214
673 FLAT-ROLLED IRON ETC.	1 036	66	44	652 COTTON FABRICS, WOVEN	1 103	149	88
679 TUBES, PIPES, ETC. IRON, STL	2 115	353	232	657 SPECIAL YARN, TXTL. FABRIC	213	428	267
684 ALUMINIUM	182	293	180	663 MINERAL MANUFACTURES, NES	14	76	47
691 METALLIC STRUCTURES NES	606	181	104	673 FLAT-ROLLED IRON ETC.	36 364	3 185	1 867
695 TOOLS	45	180	112	674 FLAT-ROLLED PLATED IRON	17 109	3 660	2 257
699 MANUFACT. BASE METAL, NES	27 193	5 824	3 608	675 FLAT-ROLLED, ALLOY STEEL	295	115	76
700 CPL IND PLANT (84/85/87)	1 113	3 554	2 129	679 TUBES, PIPES, ETC. IRON, STL	13 344	2 923	1 777
713 INTRNL COMBUS PSTN ENGIN	270	819	487	684 ALUMINIUM	39	86	55
716 ROTATING ELECTRIC PLANT	119	548	333	691 METALLIC STRUCTURES NES	442	434	272
721 AGRIC. MACHINES, EX. TRACTR	31 347	45 145	28 672	692 CONTAINERS, STORAGE, TRNSP	40	170	109
723 CIVIL ENGINEERING EQUIPT	552	1 211	700	693 WIRE PRODUCTS EXCL. ELECT	80	145	93
724 TEXTILE, LEATHER MACHINES	26 697	30 706	19 077	694 NAILS, SCREWS, NUTS, ETC.	31	116	72
727 FOOD-PROCESS. MCH. NON DOM	658	2 679	1 610	695 TOOLS	102	1 633	1 004
728 OTH. MACH. PTS, SPCL INDUST	43	107	66	699 MANUFACT. BASE METAL, NES	56 157	16 158	9 673
731 METAL REMOVAL WORK TOOLS	57	495	285	700 CPL IND PLANT (84/85/87)	698	2 635	1 529
733 MACH-TOOLS, METAL-WORKING	18	51	31	713 INTRNL COMBUS PSTN ENGIN	269	521	326
741 HEATING, COOLING EQUIP, PART	1 140	4 996	3 023	716 ROTATING ELECTRIC PLANT	205	662	411
742 PUMPS FOR LIQUIDS, PARTS	168	870	517	721 AGRIC. MACHINES, EX. TRACTR	202	416	252
743 PUMPS NES, CENTRIFUGS ETC	74	501	306	723 CIVIL ENGINEERING EQUIPT	1 221	4 138	2 656
744 MECHANICAL HANDLING EQUIP	100	174	113	724 TEXTILE, LEATHER MACHINES	1 823	5 626	3 512
745 OTH. NONELEC MCH, TOOL, NES	22	94	60	725 PAPER, PULP MILL MACHINES	3 575	33 967	21 538
747 TAPS, COCKS, VALVES, ETC.	157	342	221	726 PRINTING, BOOKBINDING MACHS	700	4 710	2 812
748 TRANSMISSIONS SHAFTS ETC	411	1 646	1 021	727 FOOD-PROCESS. MCH. NON DOM	3 805	21 108	13 638
751 OFFICE MACHINES	3	66	39	728 OTH. MACH, PTS, SPCL INDUST	720	2 325	1 403
752 AUTOMATC. DATA PROC. EQUIP	4	147	95	731 METAL REMOVAL WORK TOOLS	14	224	136
764 TELECOMM. EQUIP. PARTS NES	751	10 996	7 126	733 MACH-TOOLS, METAL-WORKING	286	3 533	2 070
772 ELEC. SWITCH, RELAY, CIRCUIT	6	338	221	735 PARTS, NES, FOR MACH-TOOLS	2	199	119
773 ELECTR DISTRIB. EQPT NES	495	670	435	741 HEATING, COOLING EQUIP, PART	1 334	6 208	4 005
775 DOM. ELEC, NON-ELEC. EQUIPT	184	164	97	742 PUMPS FOR LIQUIDS, PARTS	310	1 005	645
778 ELECTRIC. MACH. APPART. NES	60	482	293	743 PUMPS NES, CENTRIFUGS ETC	366	1 601	986
781 PASS. MOTOR VEHCLS. EX. BUS	880	3 902	2 516	744 MECHANICAL HANDLING EQUIP	1 283	1 511	932
784 PARTS, TRACTORS, MOTOR VEH	50	300	185	745 OTH. NONELEC MCH, TOOL, NES	1 540	10 027	6 385
813 LIGHTING FIXTURES ETC. NES	62	179	110	746 BALL OR ROLLER BEARINGS	59	205	121
842 WOMEN, GIRL CLOTHNG, X-KNIT	60	122	73	747 TAPS, COCKS, VALVES, ETC.	1 551	5 841	3 661
846 CLOTHING ACCESSRS, FABRIC	35	109	63	748 TRANSMISSIONS SHAFTS ETC	291	758	471
851 FOOTWEAR	11	106	63	749 NON-ELECT MACH. PARTS, ETC	54	272	168
872 MEDICAL INSTRUMENTS NES	7	51	34	751 OFFICE MACHINES	113	5 199	3 115
874 MEASURE, CONTROL INSTRMNT	89	506	313	752 AUTOMATC. DATA PROC. EQUIP	35	444	276
892 PRINTED MATTER	517	962	606	759 PARTS, FOR OFFICE MACHINS	5	73	45
893 ARTICLES, NES, OF PLASTICS	119	76	48	761 TELEVISION RECEIVERS ETC	24	475	286
941 COMPL IND PLANT CHAPT 99	678	671	396	764 TELECOMM. EQUIP. PARTS NES	2 729	58 457	37 557
UZBEKISTAN				771 ELECT POWER MACHNY. PARTS	11	61	38
IMPORTS				772 ELEC. SWITCH, RELAY, CIRCUIT	276	1 476	930
263 COTTON	886 825	203 686	125 952	773 ELECTR DISTRIB. EQPT NES	5	61	39
268 WOOL, OTHER ANIMAL HAIR	289	57	36	774 ELECTRO-MEDCL, XRAY EQUIP	5	839	522
282 FERROUS WASTE AND SCRAP	3 661	59	36	775 DOM. ELEC, NON-ELEC. EQUIPT	66	178	108
288 NON-FERROUS WASTE, SCRAP	10 872	2 419	1 536	776 TRANSISTORS, VALVES, ETC.	89	57	35
292 CRUDE VEG. MATERIALS, NES	247	253	149	778 ELECTRIC. MACH. APPART. NES	5 088	2 745	1 799
335 RESIDUAL PETROL. PRODUCTS	3 255	122	71	781 PASS. MOTOR VEHCLS. EX. BUS	4 552	10 893	6 784
524 OTHER CHEMICAL COMPOUNDS	1	100	61	782 GOODS, SPCL TRANSPORT VEH	1 850	3 406	1 984
554 SOAP, CLEANERS, POLISH, ETC	200	60	38	783 ROAD MOTOR VEHICLES NES	29 770	73 658	46 309
652 COTTON FABRICS, WOVEN	4 751	1 618	1 051	784 PARTS, TRACTORS, MOTOR VEH	600	1 518	920
681 SILVER, PLATINUM, ETC.	200	5 497	3 499	785 CYCLES, MOTORCYCLES ETC.	15	172	111
682 COPPER	18 425	6 134	3 688	786 TRAILERS, SEMI-TRAILR, ETC	1 561	2 033	1 293
686 ZINC	24 249	3 654	2 213	792 AIRCRAFT, ASSOCTD. EQUIPNT	4	131	86
689 MISC. NON-FERR. BASE METAL	358	404	254	800 CPL IND PLANT CHAP 90/94	45	47	31
845 OTHR. TEXTILE APPAREL, NES	37	70	41	811 PREFABRICATED BUILDINGS	209	163	105
971 GOLD, NONMONTRY EXCL ORES	140	272 861	170 517	812 PLUMBNG, SANITRY, EQPT. ETC	31	56	36
				813 LIGHTING FIXTURES ETC. NES	26	101	63
				821 FURNITURE, CUSHIONS, ETC.	1 217	1 555	974
				841 MENS, BOYS CLOTHING, X-KNIT	5	97	60
				842 WOMEN, GIRL CLOTHING, X-KNIT	6	143	90
				845 OTHR. TEXTILE APPAREL, NES	73	77	45
				851 FOOTWEAR	310	1 073	680
				872 MEDICAL INSTRUMENTS NES	146	1 036	642
				874 MEASURE, CONTROL INSTRMNT	61	3 490	2 182
				892 PRINTED MATTER	1 452	8 445	4 958

7 IMPORTS AND EXPORTS (SPECIAL TRADE) BY COUNTRIES OF PRODUCTION AND CONSUMPTION AND BY GROUPS OF THE SITC-REV. III 1994

GROUP DESCRIPTION	DT = 100 KG	1 000 DM	1 000 \$	GROUP DESCRIPTION	DT = 100 KG	1 000 DM	1 000 \$
629 ARTICLES OF RUBBER, NES	19 796	10 046	6 219	884 OPTICAL GOODS NES	403	5 334	3 305
634 VENEERS, PLYWOOD, ETC.	256 643	23 410	14 563	885 WATCHES AND CLOCKS	41	279	171
635 WOOD MANUFACTURES, NES	362 124	166 862	103 541	892 PRINTED MATTER	50 329	22 334	13 751
641 PAPER AND PAPERBOARD	425 448	56 374	34 814	893 ARTICLES, NES, OF PLASTICS	54 844	33 086	20 469
642 PAPER, PAPERBOARD, CUT ETC	201 754	38 328	23 629	894 BABY CARRIAGE, TOYS, GAMES	20 282	16 345	10 142
651 TEXTILE YARN	12 521	8 365	5 164	895 OFFICE, STATIONERY SUPPLS	15 983	7 507	4 636
652 COTTON FABRICS, WOVEN	5 495	8 421	5 219	896 WORKS OF ART, ANTIQUE ETC	9	285	175
653 FABRICS, MAN-MADE FIBRES	4 935	9 421	5 839	897 GOLD, SILVERWARE, JEWEL NES	1	1 251	771
654 OTH. TEXTILE FABRIC, WOVEN	1 299	3 189	1 931	898 MUSICAL INSTRUMENTS, ETC.	169	850	531
655 KNIT, CROCHET, FABRIC NES	309	713	448	899 MISC MANUFCTRD GOODS NES	11 300	6 499	4 066
656 TULLE, LACE, EMBROIDRY, ETC	250	1 377	845	971 GOLD, NONMONTRY EXCL ORES		1 224	753
657 SPECIAL YARN, TXTL. FABRIC	40 340	17 988	11 142				
658 TEXTILE ARTICLES NES	30 770	48 831	30 066	EXPORTS	5 340 155	2 801 211	1 735 727
659 FLOOR COVERINGS, ETC.	220	306	188	001 LIVE ANIMALS	751	263	169
661 LIME, CEMENT, CONSTR. MATRL	53 222	4 073	2 520	011 BOVINE MEAT	46 273	12 454	7 881
662 CLAY, REFRCT. CONSTR. MATRL	97 488	5 562	3 440	012 OTHER MEAT, MEAT OFFAL	3 194	936	576
663 MINERAL MANUFACTURES, NES	305 335	33 560	20 820	017 MEAT, OFFL. PRPD, PRSVD, NES	334	137	84
664 GLASS	100 770	21 735	13 504	022 MILK AND CREAM	4 812	1 330	825
665 GLASSWARE	40 269	10 705	6 641	024 CHEESE AND CURD	3 209	2 449	1 542
666 POTTERY	3 139	1 355	849	034 FISH, FRESH, CHILLED, FROZN	235	88	54
671 PIG IRON, SPIEGELEISN, ETC	64 774	6 954	4 333	037 FISH ETC. PREPD, PRSVD, NES	2 185	994	612
672 INGOTS ETC. IRON OR STEEL	67 681	4 783	3 005	042 RICE	1 104	94	56
673 FLAT-ROLLED IRON ETC.	77 251	5 355	3 365	043 BARLEY, UNMILLED	20 000	356	204
675 FLAT-ROLLED, ALLOY STEEL	67 731	9 055	5 649	048 CEREAL PREPARATIONS	12 036	5 032	3 159
676 IRON, STL. BAR, SHAPES ETC.	423 161	55 988	33 554	054 VEGETABLES	10 186	2 289	1 385
677 RAILWAY TRACK IRON, STEEL	340	65	37	056 VEGETABLES, PRPD, PRSVD, NES	6 056	1 186	725
678 WIRE OF IRON OR STEEL	15 472	2 132	1 304	057 FRUIT, NUTS EXCL. OIL NUTS	1 432	320	200
679 TUBES, PIPES, ETC. IRON, STL	240 534	23 407	14 460	058 FRUIT, PRESERVED, PREPARED	2 018	1 137	711
681 SILVER, PLATINUM, ETC.	4	96	62	059 FRUIT, VEGETABLE JUICES	18 966	1 387	857
682 COPPER	22 996	10 352	6 341	061 SUGARS, MOLASSES, HONEY	382 876	21 649	13 425
683 NICKEL	16 265	24 981	15 605	062 SUGAR CONFECTIONERY	2 102	1 248	778
684 ALUMINIUM	96 241	32 209	20 135	071 COFFEE, COFFEE SUBSTITUTE	3 302	776	483
686 ZINC	69 843	21 159	13 056	072 COCOA	2 614	899	554
691 METALLIC STRUCTURES NES	42 400	12 305	7 639	073 CHOCOLATE, OTH. COCOA PREP	23 655	13 153	8 214
692 CONTAINERS, STORAGE, TRNSP	12 718	4 363	2 672	074 TEA AND MATE	176	97	59
693 WIRE PRODUCTS EXCL. ELECT	5 809	3 776	2 355	075 SPICES	429	318	199
694 NAILS, SCREWS, NUTS, ETC.	19 564	6 575	4 079	081 ANIMAL FEED STUFF	36 132	5 411	3 361
695 TOOLS	26 459	22 856	14 151	091 MARGARINE AND SHORTENING	18 708	3 222	1 983
696 CUTLERY	321	311	189	098 EDIBLE PROD. PREPRNS, NES	25 946	12 265	7 626
697 HOUSEHOLD EQUIPMENT, NES	27 353	21 120	12 907	111 NON-ALCOHOL. BEVERAGE, NES	4 471	457	284
699 MANUFACT. BASE METAL, NES	148 307	88 099	54 595	112 ALCOHOLIC BEVERAGES	5 845	2 393	1 489
711 STEAM GENER. BOILERS, ETC.	298	163	101	121 TOBACCO, UNMANUFACTURED	2 157	727	462
712 STEAM TURBINES	65	137	88	122 TOBACCO, MANUFACTURED	7 033	20 925	12 940
713 INTRNL COMBUS PSTN ENGIN	30 302	24 471	15 075	211 HIDES, SKINS (EX. FURS), RAW	546	147	89
714 ENGINES, MOTORS NON-ELECT	111	12 704	7 579	212 FURSKINS, RAW	11	165	102
716 ROTATING ELECTRIC PLANT	99 097	80 335	49 862	222 OILSEED (SFT. FIX VEG. OIL)	2 357	233	143
718 OTH. POWR. GENRTRNG. MACHNRY	1 559	1 074	654	223 OILSEED (OTH. FIX. VEG. OIL)	6 699	84	50
721 AGRIC. MACHINES, EX. TRACTR	2 882	1 527	936	231 NATURAL RUBBER, ETC.	1 913	463	293
722 TRACTORS	159	91	57	232 SYNTHETIC RUBBER, ETC.	78 750	10 046	6 165
723 CIVIL ENGINEERING EQUIPT	62 542	24 188	15 051	246 WOOD IN CHIPS, PARTICLES	8 307	59	36
724 TEXTILE, LEATHER MACHINES	24 168	9 023	5 571	247 WOOD ROUGH, ROUGH SQUARED	47 952	652	404
725 PAPER, PULP MILL MACHINES	388	640	401	248 WOOD, SIMPLY WORKED	116 937	9 779	6 145
726 PRINTNG, BOOKBINDNG MACHS	1 385	1 239	761	251 PULP AND WASTE PAPER	472 256	15 204	9 472
727 FOOD-PROCESS. MCH. NON DOM	9 225	5 391	3 368	263 COTTON	3 617	1 079	674
728 OTH. MACH. PTS, SPCL INDUSTR	24 875	18 193	11 258	264 JUTE, OTH. TEXTL. BAST FIBR	601	57	36
731 METAL REMOVAL WORK TOOLS	684	1 241	788	265 VEGETABLE TEXTILE FIBRES	4 681	1 014	614
733 MACH-TOOLS, METAL-WORKING	1 076	1 410	873	266 SYNTHETIC FIBRES	21 684	6 783	4 194
735 PARTS, NES, FOR MACH-TOOLS	13 252	12 747	7 859	267 OTHER MAN-MADE FIBRES	18 896	7 002	4 304
737 METALWORKING MACHNRY NES	3 874	4 774	2 969	268 WOOL, OTHER ANIMAL HAIR	11 927	9 900	6 064
741 HEATING, COOLING EQUIP, PART	28 327	16 744	10 350	273 STONE, SAND AND GRAVEL	109 424	1 317	798
742 PUMPS FOR LIQUIDS, PARTS	3 134	4 756	2 930	274 SULPHUR, UNRSTD. IRON PYRS	53 296	4 451	276
743 PUMPS NES, CENTRIFUGS ETC	114 649	83 269	51 629	278 OTHER CRUDE MINERALS	129 924	4 132	2 568
744 MECHANICAL HANDLING EQUIP	29 784	15 396	9 480	282 FERRUSS WASTE AND SCRAP	330 555	7 455	4 499
745 OTH. NONELEC MCH. TOOL, NES	3 990	6 573	4 125	285 ALUMINIUM ORE, CONCTR. ETC	4 961	828	510
746 BALL OR ROLLER BEARINGS	2 123	764	470	287 ORE, CONCENTR. BASE METALS	1 112	77	49
747 TAPS, COCKS, VALVES, ETC.	19 189	26 437	16 414	288 NON-FERROUS WASTE, SCRAP	10 448	6 048	3 826
748 TRANSMISSIONS SHAFTS ETC	14 964	9 087	5 648	291 CRUDE ANIMAL MATERLS. NES	2 270	3 648	2 281
749 NON-ELECT MACH. PARTS, ETC	1 669	2 828	1 758	292 CRUDE VEG. MATERIALS, NES	6 410	3 972	2 439
751 OFFICE MACHINES	77	207	127	321 COAL, NOT AGGLOMERATED	2 972	109	69
752 AUTOMATC. DATA PROC. EQUIP	97	501	312	322 BRIQUETTES, LIGNITE, PEAT	11 175	271	169
759 PARTS, FOR OFFICE MACHINS	15 243	1 933	1 213	334 PETROLEUM PRODUCTS	49 409	15 111	9 346
761 TELEVISION RECEIVERS ETC	15 837	33 823	20 655	335 RESIDUAL PETROL. PRODUCTS	245 535	6 155	3 811
764 TELECOMM. EQUIP. PARTS NES	2 163	13 630	8 303	342 LIQUEFIED PROPANE, BUTANE	14 639	575	358
771 ELECT POWER MACHNRY, PARTS	24 473	20 209	12 469	411 ANIMAL OILS AND FATS	554	216	135
772 ELEC. SWITCH, RELAY, CIRCUIT	14 790	42 908	26 528	421 FIXED VEG. FAT, OILS, SOFT	1 653	240	146
773 ELECTR. DISTRIB. EQPT NES	25 472	26 829	16 712	422 FIXED VEG. FAT, OILS, OTHER	2 017	300	182
774 ELECTRO-MEDCL. XRAY EQUIP	5	85	51	431 ANIMAL, VEG. FATS, OILS, NES	6 032	1 077	665
775 DOM. ELEC. NON-ELEC. EQUIPT	261 722	227 215	140 354	511 HYDROCARBONS, NES, DERIVTS	30 658	6 132	3 858
776 TRANSISTORS, VALVES, ETC.	761	5 086	3 177	512 ALCOHOL, PHENOL, ETC. DERIV	27 087	4 765	2 960
778 ELECTRIC. MACH. APPART. NES	37 837	72 824	45 187	513 CARBOXYLIC ACIDS, DERIVTS	23 922	5 636	3 518
781 PASS. MOTOR VEHCLS. EX. BUS	292	425	265	514 NITROGEN-FUNCT. COMPOUNDS	11 787	7 150	4 396
782 GOODS, SPCL. TRANSPORT VEH	4 729	5 563	3 414	515 ORGANO-INORGANIC COMPNDS	10 289	6 068	3 750
783 ROAD MOTOR VEHICLES NES	2 190	4 443	2 748	516 OTHER ORGANIC CHEMICALS	17 972	4 960	3 059
784 PARTS, TRACTORS, MOTOR VEH	96 769	58 203	36 010	522 INORGANIC CHEM. ELEMENTS	95 939	10 955	6 792
785 CYCLES, MOTORCYCLES ETC.	11 508	12 388	7 552	523 METAL. SALTS, INORGAN. ACID	74 893	8 565	5 247
786 TRAILERS, SEMI-TRAILR, ETC	40 817	16 832	10 559	524 OTHER CHEMICAL COMPOUNDS	5 898	2 941	1 818
791 RAILWAY VEHICLES, EQUIPNT	3 140	323	203	525 RADIO-ACTIVE MATERIALS	13	229	136
792 AIRCRAFT, ASSOCTD. EQUIPNT	187	2 919	1 750	531 SYNTH. COLOURS, LAKES, ETC.	6 893	12 884	7 918
793 SHIP, BOAT, FLOAT, STRUCTRS	1 033	1 582	948	532 DYEING, TANNING MATERIALS	9 122	2 188	1 369
811 PREFABRICATED BUILDINGS	214 025	48 065	29 910	533 PIGMENTS, PAINTS, ETC.	41 048	26 135	16 212
812 PLUMBNG, SANITRY, EQPT, ETC	7 481	3 610	2 244	541 MEDICINES, ETC. EXC. GRP542	1 795	9 573	5 899
813 LIGHTNG FIXTURES ETC. NES	47 662	23 556	14 578	542 MEDICAMENTS	6 208	23 892	14 887
821 FURNITURE, CUSHIONS, ETC.	350 340	230 909	142 952	551 ESSNTL. OIL, PERFUME, FLAVR	1 901	4 439	2 741
831 TRUNK, SUIT-CASES, BAG, ETC	716	2 577	1 582	553 PERFUMERY, COSMETICS, ETC.	4 709	10 720	6 644
841 MENS, BOYS CLOTHING, X-KNIT	22 886	193 709	119 665	554 SOAP, CLEANERS, POLISH, ETC	45 058	14 201	8 787
842 WOMEN, GIRL CLOTHING, XKNIT	33 879	324 852	200 438	562 FERTILIZER, EXCEPT GRP272	73 485	1 870	1 156
843 MENS, BOYS CLOTHING, KNIT	1 183	7 174	4 444	571 POLYMERS OF ETHYLENE	28 176	4 408	2 733
844 WOMEN, GIRLS CLOTHING, KNIT	3 949	27 558	17 035	572 POLYMERS OF STYRENE	34 770	7 125	4 448
845 OTHR. TEXTILE APPAREL, NES	13 581	110 058	68 191	573 POLYMERS, VINYL CHLORIDE	8 237	2 212	1 362
846 CLOTHING ACCESSRS, FABRIC	22 802	69 615	42 817	574 POLYACETAL, POLYCARBONATE	44 169	18 130	11 256
848 CLOTHING, NONTXTL.; HEADGEAR	1 879	18 804	11 640	575 OTH. PLASTIC, PRIMARY FORM	124 688	45 857	28 387
851 FOOTWEAR	22 893	82 624	51 324	581 PLASTIC TUBE, PIPE, HOSE	3 271	6 859	4 260
871 OPTICAL INSTRUMENTS, NES	6	91	56	582 PLASTIC PLATE, SHEETS, ETC	31 928	23 200	14 387
872 MEDICAL INSTRUMENTS NES	832	4 828	3 021	589 MONOFILAMENT OF PLASTICS	3 594	3 179	1 965
873 METERS, COUNTERS, NES	18 721	64 647	39 940	591 INSECTICIDES, ETC.	5 056	5 015	3 023
874 MEASURE, CONTROL INSTRMNT	9 098	32 942	20 366	592 STARCHES, INULIN, ETC.	50 104	7 821	4 823
881 PHOTOGRAPH APPAR. ETC. NES	1 502	4 009	2 474	593 EXPLOSIVES, PYROTECHNICS	423	660	423
882 PHOTO. CINEMATOPGRH. SUPPL		935	579				

7 IMPORTS AND EXPORTS (SPECIAL TRADE) BY COUNTRIES OF PRODUCTION AND CONSUMPTION AND BY GROUPS OF THE SITC-REV. III 1994

GROUP DESCRIPTION	DT = 100 KG	1 000 DM	1 000 \$	GROUP DESCRIPTION	DT = 100 KG	1 000 DM	1 000 \$
671 PIG IRON, SPIEGELEISN, ETC	980	202	128	071 COFFEE, COFFEE SUBSTITUTE	159	276	171
672 INGOTS ETC. IRON OR STEEL	310	76	47	072 COCOA	1 785	222	139
676 IRON, STL. BAR, SHAPES ETC.	1 062	232	145	073 CHOCOLATE, OTH. COCOA PREP	5 326	3 757	2 365
678 WIRE OF IRON OR STEEL	147	94	60	074 TEA AND MATE	229	174	107
679 TUBES, PIPES, ETC. IRON, STL	211 680	21 611	13 431	075 SPICES	878	551	348
682 COPPER	241	59	38	081 ANIMAL FEED STUFF	17 877	2 424	1 481
684 ALUMINIUM	41 215	13 042	8 030	091 MARGARINE AND SHORTENING	7 863	1 588	992
691 METALLIC STRUCTURES NES	62 899	19 062	11 682	098 EDIBLE PROD. PREPRTNS, NES	47 698	16 482	10 189
692 CONTAINERS, STORAGE, TRNSP	3 147	1 247	756	111 NON-ALCOHOL. BEVERAGE, NES	15 966	1 646	1 036
693 WIRE PRODUCTS, EXCL. ELECT	181	90	54	112 ALCOHOLIC BEVERAGES	23 352	5 886	3 676
694 NAILS, SCREWS, NUTS, ETC.	310	396	244	121 TOBACCO, UNMANUFACTURED	2 940	676	430
695 TOOLS	1 402	1 543	951	122 TOBACCO, MANUFACTURED	5 903	8 106	5 122
696 CUTLERY	3 214	2 902	1 879	211 HIDES, SKINS (EX. FURS), RAW	2 463	866	497
697 HOUSEHOLD EQUIPMENT, NES	3 117	1 128	689	222 OILSEED (SFT. FIX VEG. OIL)	2 604	308	194
699 MANUFACT. BASE METAL, NES	49 241	19 904	12 289	223 OILSEED (OTH. FIX. VEG. OIL)	698	104	68
711 STEAM GENER. BOILERS, ETC.	3 188	1 382	834	231 NATURAL RUBBER, ETC.	1 371	258	161
712 STEAM TURBINES	154	430	263	232 SYNTHETIC RUBBER, ETC.	8 901	2 473	1 541
713 INTRNL COMBUS PSTN ENGIN	1 233	1 925	1 213	248 WOOD, SIMPLY WORKED	116 131	6 459	3 868
714 ENGINES, MOTORS NON-ELECT	7 253	10 890	6 705	251 PULP AND WASTE PAPER	210 379	4 775	3 061
716 ROTATING ELECTRIC PLANT	12 413	7 501	4 667	263 COTTON	514	137	84
718 OTH. POWR. GENRNG. MACHNRY	51	117	73	266 SYNTHETIC FIBRES	3 941	1 223	763
721 AGRIC. MACHINES, EX. TRACTR	971	503	311	267 OTHER MAN-MADE FIBRES	7 938	3 915	2 425
722 TRACTORS	94	67	40	268 WOOL, OTHER ANIMAL HAIR	5 082	6 197	3 836
723 CIVIL ENGINEERING EQUIPT	30 534	10 993	6 845	269 WORN CLOTHING, TEXTL. ARTL	809	169	101
724 TEXTILE, LEATHER MACHINES	1 007	1 146	714	273 STONE, SAND AND GRAVEL	32 546	740	459
726 PRINTNG, BOOKBINDNG MACHS	406	319	200	278 OTHER CRUDE MINERALS	143 718	2 967	1 824
728 OTH. MACH. PTS, SPL. INDUST	3 872	3 289	2 038	291 CRUDE ANIMAL MATERIALS, NES	8 967	13 089	8 043
731 METAL REMOVAL WORK TOOLS	963	1 222	761	292 CRUDE VEG. MATERIALS, NES	4 998	2 679	1 666
733 MACH-TOOLS, METAL-WORKING	82	170	107	322 BRIQUETTES, LIGNITE, PEAT	7 514	160	101
735 PARTS, NES, FOR MACH-TOOLS	8 965	6 846	4 292	334 PETROLEUM PRODUCTS	28 706	11 075	6 913
737 METALWORKING MACHNRY NES	892	732	462	335 RESIDUAL PETROL. PRODUCTS	3 898	538	336
741 HEATNG, COOLNG EQUIP, PART	432	745	460	411 ANIMAL OILS AND FATS	549	119	72
742 PUMPS FOR LIQUIDS, PARTS	266	730	456	421 FIXED VEG. FAT, OILS, SOFT	10 125	1 476	902
743 PUMPS NES, CENTRIFUGS ETC	1 581	1 541	936	422 FIXED VEG. FAT, OILS, OTHER	249	56	34
744 MECHANICAL HANDLING EQUIP	2 235	1 784	1 114	431 ANIMAL, VEG. FATS, OILS, NES	5 740	1 045	648
745 OTH. NONELEC MCH, TOOL, NES	2 548	1 961	1 227	511 HYDROCARBONS, NES, DERIVTS	127 712	6 041	3 726
746 BALL OR ROLLER BEARINGS	33	87	54	512 ALCOHOL, PHENOL, ETC. DERIV	12 870	2 513	1 546
747 TAPS, COCKS, VALVES, ETC.	3 290	2 408	1 495	513 CARBOXYLIC ACIDS, DERIVTS	60 662	8 824	5 393
748 TRANSMISSIONS SHAFTS ETC	3 940	1 331	815	514 NITROGEN-FUNCT. COMPOUNDS	9 563	5 810	3 575
749 NON-ELECT MACH. PARTS, ETC	552	515	314	515 ORGANO-INORGANIC COMPNDS	13 478	7 013	4 310
752 AUTOMATC. DATA PROC. EQUIP	4	144	86	516 OTHER ORGANIC CHEMICALS	4 857	3 343	2 065
759 PARTS, FOR OFFICE MACHINS	62	1 116	663	522 INORGANIC CHEM. ELEMENTS	16 892	3 154	1 933
761 TELEVISION RECEIVERS ETC	36	55	32	523 METAL SALTS, INORGAN. ACID	24 657	3 058	1 872
764 TELECOMM. EQUIP. PARTS NES	30	365	226	524 OTHER CHEMICAL COMPOUNDS	1 019	1 476	908
771 ELECT POWER MACHNRY. PARTS	18 859	24 273	15 059	525 RADIO-ACTIVE MATERIALS	2	194	119
772 ELEC. SWITCH. RELAY. CIRCUIT	11 446	33 028	20 485	531 SYNTH. COLOURS, LAKES, ETC.	2 855	7 933	4 863
773 ELECTR. DISTRIBUT. EQUIP NES	5 606	3 973	2 454	532 DYEING, TANNING MATERIALS	3 085	645	397
774 ELECTRO-MEDCL. XRAY ETC	3	135	82	533 PIGMENTS, PAINTS, ETC.	22 639	13 107	8 115
775 DOM. ELEC. NON-ELEC. EQUIPT	9 723	6 347	3 936	541 MEDICINES, ETC. EXC. GRP542	1 276	9 903	6 108
776 TRANSISTORS, VALVES, ETC.	124	275	175	542 MEDICAMENTS	4 054	12 452	7 788
778 ELECTRIC MACH. APPART. NES	406	642	402	551 ESSNTL. OIL, PERFUME, FLAVR	774	2 835	1 772
781 PASS. MOTOR VEHCLS. EX. BUS	255	281	167	553 PERFUMERY, COSMETICS, ETC.	9 228	11 177	7 011
782 GOODS, SPL. TRANSPORT VEH	203	152	89	554 SOAP, CLEANERS, POLISH, ETC	50 703	13 270	8 162
783 ROAD MOTOR VEHICLES NES	267	402	247	562 FERTILIZER, EXCEPT GRP272	62 599	1 342	805
784 PARTS, TRACTORS, MOTOR VEH	2 673	1 382	837	571 POLYMERS OF ETHYLENE	13 718	1 784	1 119
786 TRAILERS, SEMI-TRAILR, ETC	1 292	681	414	572 POLYMERS OF STYRENE	7 734	1 785	1 103
791 RAILWAY VEHICLES. EQUIPNT	39	60	38	573 POLYMERS, VINYL CHLORIDE	5 997	1 288	801
793 SHIP, BOAT, FLDAT. STRUCTRS	73 356	2 075	1 318	574 POLYACETAL, POLYCARBONATE	15 331	5 661	3 509
811 PREFABRICATED BUILDINGS	5 104	1 324	831	575 OTH. PLASTIC, PRIMARY FORM	49 820	16 163	10 009
812 PLUMBNG, SANITRY, EQPT. NEC	30 303	9 485	5 802	579 PLASTIC WASTE, SCRAP, ETC	6 893	52	33
813 LIGHTNG FIXTURES ETC. NES	2 403	3 405	2 091	581 PLASTIC TUBE, PIPE, HOSE	12 079	8 003	5 018
821 FURNITURE, CUSHIONS, ETC.	181 599	86 225	52 995	582 PLASTIC PLATE, SHEETS, ETC	14 618	9 307	5 810
831 TRUNK, SUIT-CASES, BAG, ETC	1 070	875	548	583 MONOFILAMENT OF PLASTICS	2 350	2 030	1 271
841 MENS, BOYS CLOTHING, X-KNIT	32 931	245 448	151 274	591 INSECTICIDES, ETC.	3 537	5 016	3 060
842 WOMEN, GIRL CLOTHING, XKNIT	29 284	232 506	143 622	592 STARCHES, INULIN, ETC.	9 512	5 069	3 147
843 MENS, BOYS CLOTHING, KNIT	3 444	10 829	6 713	593 EXPLOSIVES, PYROTECHNICS	689	399	252
844 WOMEN, GIRLS CLOTHING. KNIT	8 230	32 027	19 833	597 PREPRD ADDITIVES, LIQUIDS	20 373	6 053	3 795
845 OTHR. TEXTILE APPAREL, NES	18 004	80 715	49 994	598 MISC. CHEMICAL PRDTS, NES	36 602	16 757	10 345
846 CLOTHING ACCESSRS, FABRIC	3 082	8 260	5 169	600 CPL IND PLANT CHAP 69-76	728	1 885	1 168
848 CLOTHING, NONTXL; HEADGEAR	1 127	18 470	11 493	611 LEATHER	10 750	47 173	29 313
851 FOOTWEAR	19 632	100 704	62 562	612 MANUFACT. LEATHER ETC. NES	64	346	218
872 MEDICAL INSTRUMENTS NES	829	475	298	613 FURSKINS, TANNED, DRESSED	507	5 134	3 216
873 METERS, COUNTERS, NES	5	131	78	621 MATERIALS OF RUBBER	9 730	4 935	3 056
874 MEASURE, CONTROL INSTRMNT	1 847	10 365	6 533	625 RUBBER TYRES, TUBES, ETC.	6 061	3 678	2 305
881 PHOTOGRAPH APPAR. ETC. NES	46	602	381	629 ARTICLES OF RUBBER, NES	1 417	3 309	2 055
892 PRINTED MATTER	11 867	42 908	27 216	634 VENEERS, PLYWOOD, ETC.	13 034	2 081	1 292
893 ARTICLES, NES, OF PLASTICS	55 396	12 482	7 723	635 WOOD MANUFACTURES, NES	9 205	2 119	1 321
894 BABY CARRIAGE, TOYS, GAMES	1 176	1 287	798	641 PAPER AND PAPERBOARD	96 520	19 123	11 900
895 OFFICE, STATIONERY SUPPLS	3 725	5 606	3 462	642 PAPER, PAPERBOARD, CUT ETC	44 584	16 488	10 270
896 WORKS OF ART, ANTIQUE ETC	6	288	176	651 TEXTILE YARN	9 609	17 812	10 996
898 MUSICAL INSTRUMENTS, ETC.	195	700	423	652 COTTON FABRICS, WOVEN	14 785	44 664	27 647
899 MISC MANUFACTRD GOODS NES	21 667	14 498	8 888	653 FABRICS, MAN-MADE FIBRES	24 179	103 319	64 044
EXPORTS	4 304 444	2 168 312	1 346 922	654 OTH. TEXTILE FABRIC, WOVEN	18 194	97 328	60 256
001 LIVE ANIMALS	7 830	2 377	1 470	655 KNIT, CROCHET, FABRIC NES	8 815	21 460	13 349
011 BOVINE MEAT	52 173	15 086	9 601	656 TULLE, LACE, EMBROIDRY, ETC	843	6 570	4 064
012 OTHER MEAT, MEAT OFFAL	10 346	2 643	1 626	657 SPECIAL YARN, TXTL. FABRIC	7 188	30 171	18 697
016 MEAT, ED. OFFL, DRY, SLT, SMK	283	196	123	658 TEXTILE ARTICLES NES	1 444	2 620	1 614
017 MEAT, OFFL, PRPD, PRSVD, NES	3 210	1 260	768	659 FLOOR COVERINGS, ETC.	5 078	4 589	2 884
022 MILK AND CREAM	321 158	21 462	13 416	661 LIME, CEMENT, CONSTR. MATRL	6 980	6 594	441
023 BUTTER, OTHER FAT OF MILK	1 469	445	278	662 CLAY, REFRACT. CONSTR. MATRL	23 453	3 382	2 113
024 CHEESE AND CURD	22 151	9 600	6 029	663 MINERAL MANUFACTURES, NES	16 530	5 502	3 393
025 EGGS, BIRDS, YOLKS, ALBUMIN	2 825	591	370	664 GLASS	16 889	3 908	2 430
034 FISH, FRESH, CHILLED, FROZN	3 808	504	309	665 GLASSWARE	42 547	5 064	3 165
036 CRUSTACEANS, MOLLUSCS ETC	1 598	591	376	666 POTTERY	1 805	1 502	947
037 FISH ETC. PREPD, PRSVD, NES	7 732	377	232	667 PEARLS, PRECIOUS STONES	.	.	.
042 RICE	16 043	999	612	671 PIG IRON, SPIEGELEISN, ETC	2 565	438	270
044 MAIZE UNMILLED	100	90	53	673 FLAT-ROLLED IRON ETC.	121 739	9 845	6 185
046 MEAL, FLOUR OF WHEAT, MSLN	288 287	9 848	6 016	674 FLAT-ROLLED PLATED IRON	16 999	2 599	1 606
048 CEREAL PREPARATIONS	104 770	7 817	4 945	675 FLAT-ROLLED, ALLOY STEEL	17 760	6 746	4 197
054 VEGETABLES	43 140	3 001	1 849	676 IRON, STL. BAR, SHAPES ETC.	25 336	4 236	2 617
056 VEGETABLES, PRPD, PRSVD, NES	15 684	3 528	2 230	677 RAILWAY TRACK IRON, STEEL	8 219	1 815	1 107
057 FRUIT, NUTS EXCL. OIL NUTS	6 998	1 109	702	678 WIRE OF IRON OR STEEL	3 861	921	571
058 FRUIT, PRESERVED, PREPARED	2 968	1 349	853	679 TUBES, PIPES, ETC. IRON, STL	119 354	17 818	11 197
059 FRUIT, VEGETABLE JUICES	3 060	451	278	681 SILVER, PLATINUM, ETC.	38	684	426
061 SUGARS, MOLASSES, HONEY	340 619	29 048	17 958	682 COPPER	16 029	10 846	6 758
062 SUGAR CONFECTIONERY	3 320	2 412	1 512	683 NICKEL	101	310	195
				684 ALUMINIUM	9 580	4 686	2 898
				686 ZINC	1 096	230	137

7 IMPORTS AND EXPORTS (SPECIAL TRADE) BY COUNTRIES OF PRODUCTION AND CONSUMPTION AND BY GROUPS OF THE SITC-REV. III 1994

GROUP DESCRIPTION	DT = 100 KG	1 000 DM	1 000 \$	GROUP DESCRIPTION	DT = 100 KG	1 000 DM	1 000 \$
687 TIN	776	790	471	745 OTH.NONELEC MCH,TOOL,NES	110	81	51
689 MISC.NON-FERR.BASE METAL	292	338	206	781 PASS.MOTOR VEHCLS.EX.BUS	607	277	165
691 METALLIC STRUCTURES NES	6 220	4 680	2 892	842 WOMEN,GIRL CLOTHING,XKNIT	914	6 207	3 822
692 CONTAINERS,STORAGE,TRNSP	3 534	2 453	1 550	844 WOMEN,GIRLS CLOTHING,KNIT	90	527	329
693 WIRE PRODUCTS EXCL.ELECT	4 247	1 848	1 180	845 OTHR.TEXTILE APPAREL,NES	244	1 473	909
694 NAILS,SCREWS,NUTS,ETC.	3 851	2 590	1 600	882 PHOTO.CINEMATOGRPH.SUPPL	43	88	41
695 TOOLS	2 768	9 112	5 622	892 PRINTED MATTER	1 134	1 821	1 118
696 CUTLERY	823	3 146	1 993	899 MISC MANUFCTRD GOODS NES	219	114	72
697 HOUSEHOLD EQUIPMENT,NES	3 458	4 363	2 715				
699 MANUFACTS.BASE METAL,NES	16 933	13 299	8 296	EXPORTS	249 130	92 735	57 771
700 CPL IND PLANT (84/85/87)	1 354	7 778	4 762				
711 STEAM GENER. BOILERS, ETC.	609	673	424	001 LIVE ANIMALS	1 522	313	199
712 STEAM TURBINES	946	1 692	1 074	011 BOVINE MEAT	4 872	1 691	1 090
713 INTRNL COMBUS PSTN ENGIN	1 938	7 685	4 810	012 OTHER MEAT, MEAT OFFAL	1 648	413	265
714 ENGINES,MOTORS NON-ELECT	4 494	4 418	2 695	017 MEAT,OFFL.PRPD,PRSD,NES	679	333	204
716 ROTATING ELECTRIC PLANT	1 222	2 141	1 331	022 MILK AND CREAM	944	183	116
718 OTH.PWR.GENRTNG.MACHNRY	1 155	10 909	5 547	023 BUTTER,OTHR FAT OF MILK	176	61	38
721 AGRIC.MACHINES,EX.TRACTR	12 409	10 903	6 801	024 CHEESE AND CURD	7 495	3 489	2 193
722 TRACTORS	6 107	9 085	5 776	025 EGGS,BIRDS,YOLKS,ALBUMIN	24 456	3 020	1 924
723 CIVIL ENGINEERING EQUIPT	27 154	19 854	12 395	046 MEAL,FLOUR OF WHEAT,MSLN	23 181	903	552
724 TEXTILE,LEATHER MACHINES	7 415	24 073	14 832	048 CEREAL PREPARATIONS	420	123	76
725 PAPER,PULP MILL MACHINES	1 506	4 248	2 578	056 VEGETABLES,PRPD,PRSD,NES	2 371	264	168
726 PRINTNG,BOOKBINDNG MACHS	4 183	14 850	9 238	057 FRUIT,NUTS EXCL.OIL NUTS	626	114	74
727 FOOD-PROCESS.MCH.NON DOM	2 638	7 016	4 386	058 FRUIT,PRESERVED,PREPARED	124	51	34
728 OTH.MACH,PTS,SPCL INDUST	14 104	38 185	23 637	061 SUGARS,MOLASSES,HONEY	10 279	1 048	645
731 METAL REMOVAL WORK TOOLS	4 398	4 753	2 940	062 SUGAR CONFECTIONERY	677	410	266
733 MACH-TOOLS,METAL-WORKING	3 962	6 058	3 749	073 CHOCOLATE,OTH.CCDDA PREP	13 325	6 084	3 840
735 PARTS,NES,FOR MACH-TOOLS	3 488	3 506	2 185	091 MARGARINE AND SHORTENING	618	126	81
737 METALWORKING MACHNRY NES	1 109	4 063	2 499	098 EDIBLE PROD.PREPRNTS,NES	896	346	211
741 HEATING,COOLNG EQUIP,PART	5 892	17 905	11 208	111 NON-ALCOHOL.BEVERAGE,NES	2 471	251	159
742 PUMPS FOR LIQUIDS,PARTS	3 270	6 794	4 192	112 ALCOHOLIC BEVERAGES	606	57	36
743 PUMPS NES,CENTRIFUGS ETC	5 763	15 370	9 492	122 TOBACCO, MANUFACTURED	19	71	41
744 MECHANICAL HANDLING EQUIP	13 852	19 723	12 130	248 WOOD, SIMPLY WORKED	779	124	77
745 OTH.NONELEC MCH,TOOL,NES	9 327	42 010	25 725	269 WORN CLOTHING,TEXTL.ARTL	121	67	43
746 BALL OR ROLLER BEARINGS	1 802	5 599	3 465	278 OTHER CRUDE MINERALS	1 453	53	33
747 TAPS,COCKS,VALVES,ETC.	2 095	8 665	5 400	292 CRUDE VEG.MATERIALS, NES	79	375	242
748 TRANSMISSIONS SHAFTS ETC	912	3 723	2 320	335 RESIDUAL PETROL. PRODUCTS	434	57	35
749 NON-ELECT MACH.PARTS,ETC	2 648	7 359	4 545	421 FIXED VEG.FAT, OILS, SOFT	6 295	870	535
751 OFFICE MACHINES	1 359	5 849	3 629	431 ANIMAL,VEG.FATS,OILS,NES	662	112	71
752 AUTOMATC.DATA PROC.EQUIP	1 720	26 598	16 591	542 MEDICINES,ETC.EXC.GRPS42	3	71	43
759 PARTS,FOR OFFICE MACHINS	713	6 903	4 350	542 MEDICAMENTS	69	396	238
761 TELEVISION RECEIVERS ETC	4 409	11 782	7 368	553 PERFUMERY,COSMETICS,ETC.	91	99	63
762 RADIO-BROADCAST RECEIVER	986	4 309	2 716	554 SOAP,CLEANERS,POLISH,ETC	393	99	63
763 SOUND RECORDER,PHONOGRPH	465	3 698	2 301	575 OTH.PLASTIC,PRIMARY FORM	11	143	94
764 TELECOMM.EQUIP.PARTS NES	3 168	38 572	24 089	597 PREPRD ADDITIVES,LIQUIDS	456	132	83
771 ELECT PWR MACHNRY,PARTS	1 685	9 244	5 757	598 MISC.CHEMICAL PRDTS,NES	113	74	48
772 ELEC.SWITCH,RELAY,CIRCUIT	5 895	33 297	20 686	625 RUBBER TYRES,TUBES,ETC.	682	220	133
773 ELECTR DISTRIB,EQPT NES	10 065	7 079	4 370	629 ARTICLES OF RUBBER, NES	91	48	32
774 ELECTRO-MEDCL,XRAY EQUIP	350	10 386	6 428	641 PAPER AND PAPERBOARD	690	152	95
775 DOM.ELEC, NON-ELEC. EQUIPT	26 902	34 297	21 349	651 TEXTILE YARN	36	132	81
776 TRANSISTORS,VALVES,ETC.	100	3 606	2 208	652 COTTON FABRICS, WOVEN	213	1 133	710
778 ELECTRIC.MACH. APPART, NES	7 373	17 984	11 075	653 FABRICS,MAN-MADE FIBRES	339	2 258	1 416
781 PASS.MOTOR VEHCLS.EX.BUS	80 867	129 224	80 927	654 OTH.TEXTILE FABRIC,WOVEN	361	1 817	1 097
782 GOODS,SPCL TRANSPORT VEH	237 690	100 753	62 882	655 KNIT.CROCHET.FABRIC NES	178	837	518
783 ROAD MOTOR VEHICLES NES	56 932	55 875	35 075	656 TULLE,LACE,EMBROIDRY,ETC	12	87	55
784 PARTS,TRACTORS,MOTOR VEH	8 875	35 403	22 081	657 SPECIAL YARN,XTL.FABRIC	15	47	31
785 CYCLES,MOTORCYCLES ETC.	197	864	536	663 MINERAL MANUFACTURES,NES	150	65	41
786 TRAILERS,SEMI-TRAILR,ETC	40 284	12 792	7 936	685 GLASSWARE	5 676	285	183
791 RAILWAY VEHICLES,EQUIPNT	2 496	862	418	687 PEARLS,PRECIOUS STONES	.	.	.
792 AIRCRAFT,ASOCTD.EQUIPT	12	329	204	679 TUBES,PIPES,ETC.IRON,STL	1 863	193	122
793 SHIP,BOAT,FLOAT,STRUCTRS	2 455	3 506	2 152	684 ALUMINIUM	444	464	274
811 PREFABRICATED BUILDINGS	838	70	45	681 METALLIC STRUCTURES NES	873	275	175
812 PLUMBNG,SANITRY,EQPT,ETC	6 043	12 583	7 852	693 WIRE PRODUCTS EXCL.ELECT	129	62	40
813 LIGHTNG FIXTURES ETC,NES	873	2 708	1 689	695 TOOLS	129	275	171
821 FURNITURE,CUSHIONS,ETC.	8 795	10 087	6 277	696 CUTLERY	84	146	89
831 TRUNK,SUIT-CASES,BAG,ETC	496	1 277	732	697 HOUSEHLD EQUIPMENT,NES	95	106	64
841 MENS,BOYS CLOTHING,X-KNIT	3 488	19 163	11 842	699 MANUFACTS.BASE METAL,NES	59	156	97
842 WOMEN,GIRL CLOTHING,XKNIT	1 275	6 600	4 095	711 STEAM GENER. BOILERS,ETC.	10	109	65
843 MENS,BOYS CLOTHING,KNIT	1 359	3 506	2 196	716 ROTATING ELECTRIC PLANT	71	60	40
844 WOMEN,GIRLS CLOTHING,KNIT	3 159	10 991	6 812	723 CIVIL ENGINEERING EQUIPT	1 169	306	195
845 OTHR.TEXTILE APPAREL,NES	4 988	17 819	11 101	724 TEXTILE,LEATHER MACHINES	17	121	73
846 CLOTHING ACCESSRS,FABRIC	1 313	7 147	4 424	727 FOOD-PROCESS.MCH.NON DOM	155	1 088	712
848 CLOTHING,NDNTXL,HEADGEAR	1 431	4 824	2 994	728 OTH.MACH,PTS,SPCL INDUST	38	69	45
851 FOOTWEAR	11 218	22 782	14 182	733 MACH-TOOLS,METAL-WORKING	361	306	195
871 OPTICAL INSTRUMENTS,NES	34	493	312	742 PUMPS FOR LIQUIDS,PARTS	91	322	189
872 MEDICAL INSTRUMENTS NES	1 474	11 115	6 893	743 PUMPS NES,CENTRIFUGS ETC	309	268	175
873 METERS,COUNTERS,NES	474	2 207	1 388	744 MECHANICAL HANDLING EQUIP	306	256	166
874 MEASURE,CONTROL INSTRMNT	1 059	18 316	11 400	745 OTH.NONELEC MCH,TOOL,NES	29	431	277
881 PHOTOGRAPH APPAR,ETC,NES	418	3 379	2 060	749 NON-ELECT MACH.PARTS,ETC	54	174	110
882 PHOTO.CINEMATOGRPH.SUPPL	1 925	3 126	1 951	751 OFFICE MACHINES	42	75	48
884 OPTICAL GOODS NES	206	4 236	2 657	752 AUTOMATC.DATA PROC.EQUIP	46	301	192
885 WATCHES AND CLOCKS	302	5 573	3 476	761 TELEVISION RECEIVERS ETC	171	387	248
891 ARMS AND AMMUNITION	35	121	75	762 RADIO-BROADCAST RECEIVER	39	151	96
892 PRINTED MATTER	4 861	13 143	8 005	763 SOUND RECORDER,PHONOGRPH	35	105	65
893 ARTICLES,NES,OF PLASTICS	27 339	19 714	12 306	764 TELECOMM.EQUIP.PARTS NES	113	612	396
894 BABY CARRIAGE,TOYS,GAMES	4 632	9 619	6 018	772 ELEC.SWITCH,RELAY,CIRCUIT	174	144	91
895 OFFICE,STATIONERY SUPPLS	1 235	4 092	2 552	773 ELECTR DISTRIB,EQPT NES	16	98	65
896 WORKS OF ART,ANTIQUE ETC	3	2 155	98	774 ELECTRO-MEDCL,XRAY EQUIP	24	996	642
897 GOLD,SILVERWARE,JEWEL NES	60	2 356	1 450	775 DOM.ELEC, NON-ELEC. EQUIPT	778	634	402
898 MUSICAL INSTRUMENTS,ETC.	1 630	7 487	4 659	778 ELECTRIC.MACH. APPART, NES	65	227	144
899 MISC MANUFCTRD GOODS NES	2 930	19 088	11 831	781 PASS.MOTOR VEHCLS.EX.BUS	3 824	4 236	2 872
941 COMPL IND PLANT CHAP 99	59	436	277	782 GOODS,SPCL TRANSPORT VEH	50 351	11 366	7 033
971 GOLD,NONMONTY EXCL ORES	13	107	68	783 ROAD MOTOR VEHICLES NES	8 348	2 309	1 467
				784 PARTS,TRACTORS,MOTOR VEH	321	1 440	906
				786 TRAILERS,SEMI-TRAILR,ETC	5 408	933	580
				800 CPL IND PLANT CHAP 90/94	1 225	5 195	3 134
				813 LIGHTNG FIXTURES ETC,NES	19	72	45
				821 FURNITURE,CUSHIONS,ETC.	285	314	197
				841 MENS,BOYS CLOTHING,X-KNIT	6	82	52
				842 WOMEN,GIRL CLOTHING,XKNIT	11	86	55
				843 MENS,BOYS CLOTHING,KNIT	23	48	30
				845 OTHR.TEXTILE APPAREL,NES	39	114	68
				846 CLOTHING ACCESSRS,FABRIC	16	51	30
				84851 FOOTWEAR	283	353	222
				872 MEDICAL INSTRUMENTS NES	17	196	123
				875 MEASURE,CONTROL INSTRMNT	9	165	102
				881 PHOTOGRAPH APPAR,ETC,NES	13	118	73
				885 WATCHES AND CLOCKS	2	67	44
BO5 HERZEGOV							
IMPORTS	12 126	14 455	8 947				
112 ALCOHOLIC BEVERAGES	4 115	1 040	648				
541 MEDICINES,ETC.EXC.GRPS42	42	67	40				
652 COTTON FABRICS, WOVEN	447	395	248				
635 TOOLS	31	130	83				
713 INTRNL COMBUS PSTN ENGIN	46	116	71				
716 ROTATING ELECTRIC PLANT	88	136	84				
731 METAL REMOVAL WORK TOOLS	64	139	90				
735 PARTS,NES,FOR MACH-TOOLS	32	72	45				
742 PUMPS FOR LIQUIDS,PARTS	91	164	104				
743 PUMPS NES,CENTRIFUGS ETC	1 614	1 142	730				

7 IMPORTS AND EXPORTS (SPECIAL TRADE) BY COUNTRIES OF PRODUCTION AND CONSUMPTION AND BY GROUPS OF THE SITC-REV. III 1994

GROUP DESCRIPTION	DT = 100 KG	1 000 DM	1 000 \$	GROUP DESCRIPTION	DT = 100 KG	1 000 DM	1 000 \$
892 PRINTED MATTER	148	864	560	273 STONE, SAND AND GRAVEL	2 619	215	131
893 ARTICLES, NES, OF PLASTICS	1 165	770	496	288 NON-FERROUS WASTE, SCRAP	5 728	1 408	880
894 BABY CARRIAGE, TOYS, GAMES	75	150	90	291 CRUDE ANIMAL MATERIALS, NES	271	432	251
898 MUSICAL INSTRUMENTS, ETC.	77	656	417	292 CRUDE VEG. MATERIALS, NES	6 016	1 769	1 111
899 MISC MANUFACTURED GOODS NES	156	522	322	431 ANIMAL, VEG. FATS, OILS, NES	8 987	561	354
				524 OTHER CHEMICAL COMPOUNDS	29	656	407
SERB MONTNEG				551 ESSNTL. OIL, PERFUME, FLAVR	101	72	45
IMPORTS	855	3 819	2 448	582 PLASTIC PLATE, SHEETS, ETC	2 580	2 143	1 313
713 INTRNL COMBUS PSTN ENGIN	60	82	47	611 LEATHER	197	695	427
772 ELEC. SWITCH, RELAY, CIRCUIT	40	674	435	613 FURSKINS, TANNED, DRESSED	540	1 344	827
841 MENS, BOYS CLOTHING, X-KNIT	57	188	120	629 ARTICLES OF RUBBER, NES	1 565	738	458
891 ARMS AND AMMUNITION	10	126	80	634 VENEERS, PLYWOOD, ETC.	1 240	172	103
EXPORTS	266 174	86 590	53 849	635 WOOD MANUFACTURES, NES	1 110	262	164
011 BOVINE MEAT	1 345	534	339	642 PAPER, PAPERBOARD, CUT ETC	107	103	64
016 MEAT, ED. OFFL, DRY, SLT, SMK	817	232	147	651 TEXTILE YARN	2 124	4 396	2 684
017 MEAT, OFFL, PRPD, PRSVD, NES	456	274	176	652 COTTON FABRICS, WOVEN	1 571	735	452
024 CHEESE AND CURD	542	280	177	653 FABRICS, MAN-MADE FIBRES	824	1 184	722
037 FISH ETC. PREPD, PRSVD, NES	223	121	74	654 OTH. TEXTILE FABRIC, WOVEN	797	326	202
042 RICE	794	56	35	655 KNIT, CROCHET, FABRIC NES	730	1 085	650
046 MEAL, FLOUR OF WHEAT, MSLN	14 537	487	297	657 SPECIAL YARN, TXTL. FABRIC	286	334	210
048 CEREAL PREPARATIONS	519	235	147	658 TEXTILE ARTICLES NES	19 992	18 892	11 665
057 FRUIT, NUTS EXCL. OIL NUTS	1 200	222	143	661 LIME, CEMENT, CONSTR. MATRL	2 098	296	188
061 SUGARS, MOLASSES, HONEY	150 123	8 141	4 844	662 CLAY, REFRCT. CONSTR. MATRL	49 891	3 357	2 109
072 COCOA	2 468	339	218	663 MINERAL MANUFACTURES, NES	1 892	817	512
073 CHOCOLATE, OTH. COCOA PREP	2 350	1 199	767	664 GLASS	342	101	62
075 SPICES	201	78	52	665 GLASSWARE	6 121	3 387	2 105
081 ANIMAL FEED STUFF	40 483	4 953	3 166	666 POTTERY	773	331	191
088 EDIBLE PROD. PREPRTRS, NES	67	92	59	671 PIG IRON, SPIEGELEISN, ETC	94 298	11 770	7 402
278 OTHER CRUDE MINERALS	8 148	382	242	679 TUBES, PIPES, ETC. IRON, STL	389	78	49
291 CRUDE ANIMAL MATERIALS, NES	712	351	226	681 SILVER, PLATINUM, ETC.	56	1 572	994
334 PETROLEUM PRODUCTS	301	66	40	682 COPPER	6 831	1 418	861
335 RESIDUAL PETROL. PRODUCTS	504	88	56	684 ALUMINIUM	22 806	6 933	4 301
411 ANIMAL OILS AND FATS	99	53	33	686 ZINC	57 350	8 832	5 407
422 FIXED VEG. FAT, OILS, OTHER	1 007	154	99	689 MISC. NON-FERR. BASE METAL	16	109	64
511 HYDROCARBONS, NES, DERIVTS	430	385	242	694 NAILS, SCREWS, NUTS, ETC.	3 132	407	251
512 ALCOHOL, PHENOL, ETC. DERIV	794	969	599	695 TOOLS	275	1 265	788
513 CARBOXYLIC ACIDS, DERIVTS	806	346	224	697 HOUSEHOLD EQUIPMENT, NES	2 834	1 509	938
514 NITROGEN-FUNCT. COMPOUNDS	17	592	371	699 MANUFACTS. BASE METAL, NES	7 633	2 013	1 248
515 ORGANO-INORGANIC COMPNDS	139	5 102	3 206	716 ROTATING ELECTRIC PLANT	722	1 166	715
516 OTHER ORGANIC CHEMICALS	54	163	94	718 OTH. MACH. PTS, SPCL INDUST	80	103	60
522 INORGANIC CHEM. ELEMENTS	47	178	117	735 PARTS, NES, FOR MACH-TOOLS	25	57	35
523 METAL, SALTS, INORGAN. ACID	830	237	152	740 PUMPS, NES, CENTRIFUGS ETC	800	544	338
531 SYNTH. COLOURS, LAKES, ETC.	7	54	34	747 TAPS, COCKS, VALVES, ETC.	1 882	2 058	1 284
541 MEDICINES, ETC. EXC. GRP542	653	9 300	5 799	771 ELECT POWER MACHNY. PARTS	48	988	605
542 MEDICAMENTS	416	6 780	4 246	772 ELEC. SWITCH, RELAY, CIRCUIT	12	159	98
551 ESSNTL. OIL, PERFUME, FLAVR	185	396	252	773 ELECTR DISTRIB. EQPT NES	53 763	14 941	9 230
571 POLYMERS OF ETHYLENE	3 510	614	387	775 DOM. ELEC. NON-ELEC. EQUIPT	1 544	1 266	774
573 POLYMERS, VINYL CHLORIDE	170	61	35	778 ELECTRIC. MACH. APPRAT. NES	253	117	71
574 POLYACETAL, POLYCARBONATE	295	164	105	782 GOODS, SPCL. TRANSPORT VEH	118	50	33
575 OTH. PLASTIC, PRIMARY FORM	254	208	134	784 PARTS, TRACTORS, MOTOR VEH	1 124	1 881	1 157
581 PLASTIC TUBE, PIPE, HOSE	327	989	625	786 TRAILERS, SEMI-TRAILR, ETC	2 335	148	94
582 PLASTIC PLATE, SHEETS, ETC	17	55	35	812 PLUMBING, SANITRY, EQPT, ETC	2 280	303	185
591 INSECTICIDES, ETC.	289	79	51	821 FURNITURE, CUSHIONS, ETC.	1 814	647	394
598 MISC. CHEMICAL PRODS. NES	1 266	1 035	650	831 TRUNK, SUIT-CASES, BAG, ETC	404	223	137
621 MATERIALS OF RUBBER	2	55	36	841 MENS, BOYS CLOTHING, X-KNIT	29 260	116 213	71 914
629 ARTICLES OF RUBBER, NES	12	95	58	842 WOMEN, GIRL CLOTHING, XKNIT	15 949	83 542	51 291
641 PAPER AND PAPERBOARD	769	362	226	843 MENS, BOYS CLOTHING, KNIT	2 761	7 159	4 422
642 PAPER, PAPERBOARD, CUT ETC	2 714	1 625	976	844 WOMEN, GIRLS CLOTHING, KNIT	1 035	3 025	1 900
651 TEXTILE YARN	15	1 272	732	845 OTHR. TEXTILE APPAREL, NES	9 739	26 864	16 605
655 KNIT, CROCHET, FABRIC NES	29	90	55	846 CLOTHING ACCESSRS, FABRIC	489	1 172	715
658 TEXTILE ARTICLES NES	165	88	53	848 CLOTHING, NONTXTL; HEADGEAR	3 469	9 677	5 999
665 GLASSWARE	1 430	312	196	851 FOOTWEAR	11 340	23 927	14 606
678 WIRE OF IRON OR STEEL	60	84	53	874 MEASURE, CONTROL INSTRMNT	3	126	78
682 CONTAINERS, STORAGE, TRNSP	405	3 183	2 036	892 PRINTED MATTER	504	735	455
693 MANUFACTS. BASE METAL, NES	110	106	63	893 ARTICLES, NES, OF PLASTICS	254	134	83
726 PRINTING, BOOKBINDING MACHS	4	210	133	896 WORKS OF ART, ANTIQUE ETC	3	71	46
728 OTH. MACH. PTS, SPCL INDUST	40	459	285	897 GOLD, SILVERWARE, JEWEL NES	7	1 332	833
741 HEATING, COOLING EQUIP, PART	107	2 089	1 315	899 MISC MANUFACTURED GOODS NES	669	240	146
749 NON-ELECT. MACH. PARTS, ETC	9	167	98	971 GOLD, NONMONTY EXCL ORES	2	3 806	2 474
764 TELECOMM. EQUIP. PARTS NES	1	71	45	EXPORTS	584 353	498 937	309 396
772 ELEC. SWITCH, RELAY, CIRCUIT	39	64	41	011 BOVINE MEAT	2 696	632	404
774 ELECTRO-MEDCL. XRAY EQUIP	677	6 811	4 125	012 OTHER MEAT, MEAT OFFAL	701	276	165
781 PASS. MOTOR VEHCLS. EX. BUS	69	143	87	016 MEAT, ED. OFFL, DRY, SLT, SMK	376	166	107
784 PARTS, TRACTORS, MOTOR VEH	241	101	59	022 MILK AND CREAM	4 218	547	339
821 FURNITURE, CUSHIONS, ETC.	55	90	54	023 BUTTER, OTHER FAT OF MILK	126	58	35
843 MENS, BOYS CLOTHING, KNIT	111	220	141	024 CHEESE AND CURD	3 560	1 551	968
844 WOMEN, GIRLS CLOTHING, KNIT	45	184	119	034 FISH, FRESH, CHILLED, FROZN	846	89	54
845 OTHR. TEXTILE APPAREL, NES	280	530	339	037 FISH ETC. PREPD, PRSVD, NES	326	106	68
851 FOOTWEAR	916	2 040	1 319	048 CEREAL PREPARATIONS	512	197	124
872 MEDICAL INSTRUMENTS NES	757	9 221	5 751	057 FRUIT, NUTS EXCL. OIL NUTS	760	151	94
874 MEASURE, CONTROL INSTRMNT	5	228	146	058 FRUIT, PRESERVED, PREPARED	1 545	330	209
882 PHOTO. CINEMATOGRPH. SUPPL	95	51	30	059 FRUIT, VEGETABLE JUICES	1 260	115	71
884 OPTICAL GOODS NES		185	120	061 SUGARS, MOLASSES, HONEY	2 733	299	185
892 PRINTED MATTER	551	143	89	062 SUGAR CONFECTIONERY	134	85	54
893 ARTICLES, NES, OF PLASTICS	87	172	107	071 COFFEE, COFFEE SUBSTITUTE	19	57	37
899 MISC MANUFACTURED GOODS NES	16	1 304	823	072 COCOA	2 248	276	173
MACEDONIA				073 CHOCOLATE, OTH. COCOA PREP	2 414	1 329	820
IMPORTS	1 177 411	521 915	323 257	091 MARGARINE AND SHORTENING	1 374	240	147
054 VEGETABLES	9 537	4 089	2 586	098 EDIBLE PROD. PREPRTRS, NES	3 414	1 923	1 193
056 VEGETABLES, PRPD, PRSVD, NES	9 938	1 881	1 161	111 NON-ALCOHOL. BEVERAGE, NES	1 122	101	62
057 FRUIT, NUTS EXCL. OIL NUTS	16 303	2 212	1 349	112 ALCOHOLIC BEVERAGES	535	395	250
058 FRUIT, PRESERVED, PREPARED	415 523	90 056	56 310	121 TOBACCO, UNMANUFACTURED	2 130	2 035	1 281
059 FRUIT, VEGETABLE JUICES	12 683	3 522	2 233	122 TOBACCO, MANUFACTURED	4 751	6 290	3 809
075 SPICES	8 678	1 796	1 114	211 HIDES, SKINS (EX. FURS), RAW	9 756	2 337	1 460
098 EDIBLE PROD. PREPRTRS, NES	1 818	184	118	231 NATURAL RUBBER, ETC.	450	104	67
112 ALCOHOLIC BEVERAGES	209 877	21 671	13 528	232 SYNTHETIC RUBBER, ETC.	2 371	421	264
121 TOBACCO, UNMANUFACTURED	5 849	4 687	2 896	266 SYNTHETIC FIBRES	6 230	1 760	1 080
222 OIL SEED (SFT. FIX. VEG. OIL)	1 200	83	52	267 OTHER MAN-MADE FIBRES	9 855	5 981	3 700
223 OIL SEED (OTH. FIX. VEG. OIL)	393	151	88	268 WOOL, OTHER ANIMAL HAIR	191	229	143
248 WOOD, SIMPLY WORKED	3 908	387	244	278 OTHER CRUDE MINERALS	13 968	450	276
266 SYNTHETIC FIBRES	24 629	4 612	2 842	285 ALUMINIUM ORE, CONCTR. ETC	3 014	257	156
				291 CRUDE ANIMAL MATERIALS, NES	91	64	40
				292 CRUDE VEG. MATERIALS, NES	822	792	494
				334 PETROLEUM PRODUCTS	7 060	2 128	1 328
				335 RESIDUAL PETROL. PRODUCTS	805	121	77
				411 ANIMAL OILS AND FATS	269	84	53

7 IMPORTS AND EXPORTS (SPECIAL TRADE) BY COUNTRIES OF PRODUCTION AND CONSUMPTION AND BY GROUPS OF THE SITC-REV. III 1994

GROUP DESCRIPTION	DT = 100 KG	1 000 DM	1 000 \$	GROUP DESCRIPTION	DT = 100 KG	1 000 DM	1 000 \$
431 ANIMAL, VEG. FATS, OILS, NES	2 520	651	400	775 DOM. ELEC, NON-ELEC. EQUIPT	1 140	2 484	1 543
511 HYDROCARBONS, NES, DERIVTS	5 558	631	395	776 TRANSISTORS, VALVES, ETC.	2 21	2 798	1 498
512 ALCOHOL, PHENOL, ETC. DERIV	2 588	816	515	778 ELECTRIC. MACH. APPART. NES	2 409	2 396	1 477
513 CARBOXYLIC ACIDS, DERIVTS	13 013	3 328	2 105	781 PASS. MOTOR VEHCLS. EX. BUS	17 191	33 365	20 835
514 NITROGEN-FUNCT. COMPOUNDS	716	333	202	782 GOODS, SPCL TRANSPORT VEH	48 739	24 242	15 046
515 ORGANO-INORGANIC COMPOUNDS	550	1 204	745	783 ROAD MOTOR VEHICLES NES	28 341	23 664	14 672
516 OTHER ORGANIC CHEMICALS	4 083	1 265	787	784 PARTS, TRACTORS, MOTOR VEH	3 270	8 710	5 440
522 INORGANIC CHEM. ELEMENTS	1 455	602	378	786 TRAILERS, SEMI-TRAILR, ETC	36 969	13 725	8 555
523 METAL. SALTS, INORGAN. ACID	3 462	1 004	620	791 RAILWAY VEHICLES. EQUIPNT	705	345	210
524 OTHER CHEMICAL COMPOUNDS	353	176	109	812 PLUMBNG, SANITRY, EQPT. ETC	514	419	262
531 SYNTH. COLOURS, LAKES, ETC.	1 821	4 516	2 853	813 LIGHTNG FIXTURES ETC. NES	160	296	187
532 DYEING, TANNING MATERIALS	5 461	1 170	723	821 FURNITURE, CUSHIONS, ETC.	464	459	281
533 PIGMENTS, PAINTS, ETC.	6 063	4 130	2 579	831 TRUNK, SUIT-CASES, BAG, ETC	36	152	92
541 MEDICINES, ETC. EXC. GRP542	329	1 369	867	841 MENS, BOYS CLOTHNG, X-KNIT	714	3 061	1 908
542 MEDICAMENTS	43	647	407	842 WOMEN, GIRL CLOTHNG, XKNIT	493	2 236	1 363
551 ESSNTL. OIL, PERFUME, FLAVR	1 175	1 868	1 171	843 MENS, BOYS CLOTHNG, KNIT	39	157	92
553 PERFUMERY, COSMETICS, ETC.	1 295	588	367	844 WOMEN, GIRLS CLOTHNG, KNIT	13	127	78
554 SOAP, CLEANERS, POLISH, ETC	10 751	3 302	2 065	845 OTHR. TEXTILE APPAREL. NES	363	1 441	878
571 POLYMERS OF ETHYLENE	5 546	912	567	846 CLOTHING ACCESSRS, FABRIC	1 081	4 047	2 498
572 POLYMERS OF STYRENE	1 362	253	159	848 CLOTHNG, NONTXLT; HEADGEAR	495	1 057	651
573 POLYMERS, VINYL CHLORIDE	2 387	296	192	851 FOOTWEAR	2 917	3 628	2 213
574 POLYACETAL, POLYCARBONATE	2 050	1 190	734	871 OPTICAL INSTRUMENTS, NES	4	114	72
575 OTH. PLASTIC, PRIMARY FORM	24 430	6 938	4 302	872 MEDICAL INSTRUMENTS NES	104	2 021	1 235
581 PLASTIC TUBE, PIPE, HOSE	185	822	512	873 METERS, COUNTERS, NES	8	283	177
582 PLASTIC PLATE, SHEETS, ETC	2 301	1 650	1 000	874 MEASURE, CONTROL INSTRMNT	165	3 644	2 282
583 MONOFILAMENT OF PLASTICS	422	156	92	881 PHOTOGRAPH APPAR. ETC. NES	49	397	242
591 INSECTICIDES, ETC.	1 287	959	597	882 PHOTO. CINEMATOGRPH. SUPPL	2 530	2 674	1 671
592 STARCHES, INULIN, ETC.	1 221	572	357	884 OPTICAL GOODS NES	9	106	63
597 PREPRD ADDITIVES, LIQUIDS	6 265	2 550	1 575	885 WATCHES AND CLOCKS	11	156	96
598 MISC. CHEMICAL PRDCTS. NES	11 541	5 688	3 520	892 PRINTED MATTER	309	989	500
611 LEATHER	27	223	135	893 ARTICLES, NES, OF PLASTICS	3 496	2 819	1 829
612 MANUFACT. LEATHER ETC. NES	4	58	33	894 BABY CARRIAGE, TOYS, GAMES	565	475	295
621 MATERIALS OF RUBBER	1 874	777	475	895 OFFICE, STATIONERY SUPPLS	362	1 743	1 055
625 RUBBER TYRES, TUBES, ETC.	4 167	751	466	897 GOLD, SILVERWARE, JEWEL NES	7	221	139
629 ARTICLES OF RUBBER, NES	160	566	350	898 MUSICAL INSTRUMENTS, ETC.	208	985	604
634 VENEERS, PLYWOOD, ETC.	363	104	61	899 MISC MANUFCTRD GOODS NES	1 221	9 371	5 762
635 WOOD MANUFACTURES, NES	686	119	73				
641 PAPER AND PAPERBOARD	50 647	9 333	5 800	MOROCCO			
642 PAPER, PAPERBOARD, CUT ETC	23 848	7 072	4 386	IMPORTS	3 420 296	908 128	558 810
651 TEXTILE YARN	4 684	6 404	3 939	034 FISH, FRESH, CHILLED, FROZN	3 220	3 352	2 068
652 COTTON FABRICS, WOVEN	18 866	55 402	34 252	036 CRUSTACEANS, MOLLUSCS ETC	140	148	90
653 FABRICS, MAN-MADE FIBRES	13 865	42 887	8 699	037 FISH ETC. PREPD, PRSVD. NES	71 983	40 155	24 794
654 OTH. TEXTILE FABRIC, WOVEN	4 121	14 023	3 188	054 VEGETABLES	327 401	36 639	21 782
655 KNIT, CROCHET. FABRIC NES	2 870	5 155	2 343	056 VEGETABLES, PRPD, PRSVD, NES	47 767	8 490	5 199
656 TULLE, LACE, EMBROIDRY. ETC	671	3 776	2 216	057 FRUIT, NUTS EXCL. OIL NUTS	819 083	70 193	42 244
657 SPECIAL YARN, TXTL. FABRIC	4 269	8 495	5 215	058 FRUIT, PRESERVED, PREPARED	28 981	4 374	2 751
658 TEXTILE ARTICLES NES	130	351	216	059 FRUIT, VEGETABLE JUICES	11 918	1 367	833
662 CLAY, REFRCT. CONSTR. MATRL	13 101	2 016	1 236	075 SPICES	9 684	3 049	1 881
663 MINERAL MANUFACTURES, NES	2 159	1 159	716	098 EDIBLE PROD. PREPRTRS, NES	366	2 146	1 334
664 GLASS	451	242	150	111 NON-ALCOHOL. BEVERAGE, NES	2 063	75	45
665 GLASSWARE	4 596	656	413	121 TOBACCO, UNMANUFACTURED	2 518	831	492
667 PEARLS, PRECIOUS STONES	.	.	.	244 CORK, NATURAL, RAW; WASTE	732	153	97
671 PIG IRON, SPIEGELEISN, ETC	348	66	40	251 PULP AND WASTE PAPER	10 863	947	607
673 FLAT-ROLLED IRON ETC.	4 937	614	391	263 COTTON	829	170	105
674 FLAT-ROLLED PLATED IRON	865	389	244	265 VEGETABLE TEXTILE FIBRES	750	46	30
675 FLAT-ROLLED, ALLOY STEEL	4 058	1 309	808	272 FERTILIZERS, CRUDE	423 371	3 260	1 911
676 IRON, STL, BAR, SHAPES ETC.	1 499	450	278	273 STONE, SAND AND GRAVEL	33 336	238	156
677 RAILWAY TRACK IRON, STEEL	400	235	149	278 OTHER CRUDE MINERALS	180 935	1 202	770
678 WIRE OF IRON OR STEEL	1 786	546	340	283 COPPER ORES, CONCENTRATES	46 791	9 315	5 656
679 TUBES, PIPES, ETC. IRON, STL	3 349	836	531	287 ORE, CONCENTR. BASE METALS	92 939	4 769	2 913
682 COPPER	222	307	186	288 NON-FERROUS WASTE, SCRAP	21 585	5 306	3 288
683 NICKEL	187	355	225	291 CRUDE ANIMAL MATERLS. NES	26	111	67
684 ALUMINIUM	3 490	1 819	1 132	292 CRUDE VEG. MATERIALS, NES	13 960	11 751	7 227
687 TIN	187	145	92	334 PETROLEUM PRODUCTS	984 429	25 890	16 421
691 METALLIC STRUCTURES NES	307	168	104	421 FIXED VEG. FAT, OILS, SOFT	608	181	105
692 CONTAINERS, STORAGE, TRNSP	2 455	710	430	511 HYDROCARBONS, NES, DERIVTS	1 093	198	127
693 WIRE PRODUCTS EXCL. ELECT	475	223	139	512 ALCOHOL, PHENOL, ETC. DERIV	3 426	498	321
694 NAILS, SCREWS, NUTS, ETC.	497	205	126	522 INORGANIC CHEM. ELEMENTS	61 261	1 803	1 133
695 TOOLS	383	1 432	896	532 DYEING, TANNING MATERIALS	11	86	53
696 CUTLERY	69	247	155	551 ESSNTL. OIL, PERFUME, FLAVR	1 692	705	444
697 HOUSEHOLD EQUIPMENT, NES	1 014	923	568	611 LEATHER	38	329	202
699 MANUFACTS. BASE METAL, NES	1 211	1 775	1 103	612 MANUFACT. LEATHER ETC. NES	44	204	126
713 INTRNL COMBUS PSTN ENGIN	2 208	7 975	4 820	625 RUBBER TYRES, TUBES, ETC.	2 480	286	179
714 ENGINES, MOTORS NON-ELECT	18	100	63	633 CORK MANUFACTURES	2 869	449	277
716 ROTATING ELECTRIC PLANT	375	798	495	634 VENEERS, PLYWOOD, ETC.	1 257	357	227
718 OTH. POWR. GENRTNG. MACHNRY	15	199	126	635 WOOD MANUFACTURES, NES	1 745	747	454
721 AGRIC. MACHINES, EX. TRACTR	1 277	1 178	726	651 TEXTILE YARN	4 979	3 062	1 854
722 TRACTORS	278	447	276	652 COTTON FABRICS, WOVEN	181	555	327
723 CIVIL ENGINEERING EQUIPT	5 102	7 269	4 636	653 FABRICS, MAN-MADE FIBRES	385	955	601
724 TEXTILE, LEATHER MACHINES	1 767	7 847	4 842	656 TULLE, LACE, EMBROIDRY. ETC	363	443	282
725 PAPER, PULP MILL MACHINES	1 238	1 768	1 107	657 SPECIAL YARN, TXTL. FABRIC	591	164	104
726 PRINTNG, BOOKBINDNG MACHS	1 808	5 234	3 226	658 TEXTILE ARTICLES NES	2 115	2 448	1 502
727 FOOD-PROCESS. MCH. NON DOM	626	1 306	789	659 FLOOR COVERINGS, ETC.	40 161	46 913	28 798
728 OTH. MACH. PTS, SPCL INDUST	4 881	5 886	3 745	661 LIME, CEMENT, CONSTR. MATRL	2 011	308	191
731 METAL REMOVAL WORK TOOLS	873	474	296	662 CLAY, REFRCT. CONSTR. MATRL	266	78	49
733 MACH-TOOLS, METAL-WORKING	131	233	144	663 MINERAL MANUFACTURES, NES	758	386	243
735 PARTS, NES, FOR MACH-TOOLS	31	199	121	666 POTTERY	440	226	141
737 METALWORKING MACHNRY NES	857	1 310	811	679 TUBES, PIPES, ETC. IRON, STL	921	74	47
741 HEATING, COOLNG EQUIP, PART	859	4 527	2 864	699 MANUFACTS. BASE METAL, NES	60	75	45
742 PUMPS FOR LIQUIDS, PARTS	143	1 075	681	724 TEXTILE, LEATHER MACHINES	74	107	69
743 PUMPS NES, CENTRIFUGS ETC	805	3 271	1 975	728 OTH. MACH. PTS, SPCL INDUST	80	103	62
744 MECHANICAL HANDLING EQUIP	483	1 192	716	741 HEATING, COOLNG EQUIP, PART	50	91	59
745 OTH. NONELEC MCH, TOOL, NES	2 521	8 034	4 971	748 TRANSMISSIONS SHAFTS ETC	3	46	30
746 BALL OR ROLLER BEARINGS	806	1 844	1 136	752 AUTOMATC. DATA PROC. EQUIP	2	87	54
747 TAPS, COCKS, VALVES, ETC.	304	1 199	748	759 PARTS, FOR OFFICE MACHINS	3	402	252
748 TRANSMISSIONS SHAFTS ETC	513	1 769	1 106	764 TELECOMM. EQUIP. PARTS NES	1	135	78
749 NON-ELECT MACH. PARTS, ETC	438	1 606	981	771 ELECT POWER MACHNY. PARTS	29	476	298
751 OFFICE MACHINES	605	2 445	1 537	772 ELEC. SWITCH. RELAY. CIRCUIT	948	885	542
752 AUTOMATC. DATA PROC. EQUIP	383	2 545	1 568	776 TRANSISTORS, VALVES, ETC.	2	139	87
759 PARTS, FOR OFFICE MACHINS	118	1 344	827	778 ELECTRIC. MACH. APPART. NES	3	116	69
761 TELEVISION RECEIVERS ETC	717	1 674	1 024	813 LIGHTNG FIXTURES ETC. NES	1 537	5 843	3 603
762 RADIO-BROADCAST RECEIVER	179	609	370	821 FURNITURE, CUSHIONS, ETC.	100	69	42
763 SOUND RECORDER, PHONOGRPH	40	406	249	831 TRUNK, SUIT-CASES, BAG, ETC	1 396	474	290
764 TELECOMM. EQUIP. PARTS NES	195	2 504	1 550	841 MENS, BOYS CLOTHNG, X-KNIT	23 432	77 892	48 235
771 ELECT POWER MACHNY. PARTS	115	1 785	1 121	842 WOMEN, GIRL CLOTHNG, XKNIT	74 984	350 605	215 986
772 ELEC. SWITCH. RELAY. CIRCUIT	264	2 003	1 256	843 MENS, BOYS CLOTHING, KNIT	842	4 899	3 004
773 ELECTR. DISTRIBT. EQPT NES	600	343	209				
774 ELECTRO-MEDCL, XRAY EQUIP	156	4 369	2 743				

7 IMPORTS AND EXPORTS (SPECIAL TRADE) BY COUNTRIES OF PRODUCTION AND CONSUMPTION AND BY GROUPS OF THE SITC-REV. III 1994

GROUP DESCRIPTION	DT = 100 KG	1 000 DM	1 000 \$	GROUP DESCRIPTION	DT = 100 KG	1 000 DM	1 000 \$
844 WOMEN,GIRLS CLOTHNG.KNIT	10 652	48 181	29 922	666 POTTERY	440	603	378
845 OTHR.TEXTILE APPAREL,NES	16 674	55 471	34 380	671 PIG IRON,SPIEGELEISN,ETC	5 863	498	300
846 CLOTHING ACCESSRS,FABRIC	12 777	20 685	12 766	672 INGOTS ETC.IRON OR STEEL	354 264	12 561	7 881
848 CLOTHNG,NONTXTL;HEADGEAR	647	1 144	714	673 FLAT-ROLLED IRON ETC.	212 228	13 806	8 519
851 FOOTWEAR	7 733	36 605	22 623	674 FLAT-ROLLED PLATED IRON	93 369	11 971	7 441
874 MEASURE,CONTROL INSTRMNT	3	109	68	675 FLAT-ROLLED, ALLOY STEEL	4 700	771	485
881 PHOTOGRAPH APPAR.ETC.NES	2	254	156	676 IRON,STL.BAR,SHAPES ETC.	8 098	627	390
885 WATCHES AND CLOCKS	6	312	192	678 WIRE OF IRON OR STEEL	3 080	514	321
891 ARMS AND AMMUNITION	103	146	87	679 TUBES,PIPES,ETC. IRON,STL	828 285	84 640	54 023
892 PRINTED MATTER	745	323	204	682 COPPER	16 783	7 430	4 573
894 BABY CARRIAGE, TOYS,GAMES	87	54	33	683 NICKEL	7	71	44
896 WORKS OF ART,ANTIQUE ETC	81	112	67	684 ALUMINIUM	10 262	6 536	4 032
899 MISC MANUFCTRD GOODS NES	276	178	109	686 ZINC	300	68	42
EXPORTS	3 621 733	1 231 851	763 561	691 METALLIC STRUCTURES NES	1 859	1 193	728
001 LIVE ANIMALS	92 340	25 854	16 189	692 CONTAINERS,STORAGE,TRNSP	391	644	395
011 BOVINE MEAT	31 176	6 422	3 938	693 WIRE PRODUCTS EXCL,ELECT	230	182	112
012 OTHER MEAT, MEAT OFFAL	26	133	78	694 NAILS,SCREWS,NUTS,ETC.	251	477	286
022 MILK AND CREAM	13 255	3 669	2 378	696 TOOLS	482	1 372	838
023 BUTTER,OTHER FAT OF MILK	1 209	349	78	696 CUTLERY	193	854	521
024 CHEESE AND CURD	3 483	1 324	2 378	697 HOUSEHOLD EQUIPMENT,NES	291	296	183
048 CEREAL PREPARATIONS	1 599	1 060	214	699 MANUFACTS.BASE METAL,NES	1 293	3 578	2 195
054 VEGETABLES	764	134	783	700 CPL IND PLANT (84/85/87)	1 095	2 188	1 370
056 VEGTABLES,PRPD,PRSVD,NES	347	182	652	711 STEAM GENER,BOILERS,ETC.	387	799	466
058 FRUIT,PRESERVED,PREPARED	67	53	83	712 STEAM TURBINES	82	1 143	719
061 SUGARS,MOLASSES,HONEY	961	82	114	713 INTRNL COMBUS PSTN ENGIN	3 191	11 140	6 856
073 CHOCOLATE,OTH.COCOA PREP	463	291	35	714 ENGINES,MOTORS NON-ELECT	16	70	42
081 ANIMAL FEED STUFF	169	169	53	716 ROTATING ELECTRIC PLANT	494	1 363	839
098 EDIBLE PROD.PREPRTRS,NES	421	401	185	718 OTH.PQWR.GENRTNG.MACHNRY	346	561	338
111 NON-ALCOHOL.BEVERAGE,NES	525	48	103	721 AGRIC.MACHINES,EX.TRACTR	20 629	23 721	14 141
112 ALCOHOLIC BEVERAGES	3 191	405	246	722 TRACTORS	6 617	7 475	4 654
122 TOBACCO, MANUFACTURED	3 780	4 456	31	723 CIVIL ENGINEERING EQUIPT	2 456	2 473	1 535
211 HIDES,SKINS(EX.FURS),RAW	809	211	251	724 TEXTILE,LEATHER MACHINES	7 362	27 264	16 867
222 OILSEED(SFT.FIX VEG.OIL)	349 104	19 339	2 603	725 PAPER,PULP MILL MACHINES	749	1 785	1 117
232 SYNTHETIC RUBBER, ETC.	13 008	2 500	1 135	726 PRINTNG,BOOKBINDNG MACHS	1 654	9 144	5 824
248 WOOD, SIMPLY WORKED	18 152	768	11 736	727 FOOD-PROCESS.MCH.NON DOM	895	4 098	2 573
251 PULP AND WASTE PAPER	13 077	1 103	1 550	728 OTH.MACH,PTS,SPCL INDUST	3 554	13 107	8 045
263 COTTON	1 921	258	454	731 METAL REMOVAL WORK TOOLS	59	407	262
266 SYNTHETIC FIBRES	58 221	16 892	691	733 MACH-TOOLS,METAL-WORKING	2 602	3 469	2 197
267 OTHER MAN-MADE FIBRES	13 461	4 847	154	735 PARTS,NES,FOR MACH-TOOLS	55	629	391
268 WOOL, OTHER ANIMAL HAIR	1 751	1 569	10 400	737 METALWORKING MACHNRY NES	60	497	303
269 WORN CLOTHING,TEXTL.ARTL	1 250	123	3 009	741 HEATNG,COOLNG EQUIP,PART	2 290	6 988	4 263
272 FERTILIZERS, CRUDE	1 491	98	989	742 PUMPS FOR LIQUIDS,PARTS	796	4 988	3 051
274 SULPHUR,UNRSTD. IRON PYRS	640	49	72	743 PUMPS NES,CENTRIFUGS ETC	1 241	4 334	2 672
278 OTHER CRUDE MINERALS	17 875	749	62	744 MECHANICAL HANDLING EQUIP	4 580	6 079	3 755
291 CRUDE ANIMAL MATERLS,NES	91	168	30	745 OTH.NONELEC MCH,TOOL,NES	1 540	20 198	12 380
292 CRUDE VEG.MATERIALS,NES	4 075	3 817	467	746 BALL OR ROLLER BEARINGS	576	2 172	1 330
322 BRIQUETTES,LIGNITE,PEAT	217 666	4 799	104	747 TAPS,COCKS,VALVES,ETC.	397	1 901	1 171
334 PETROLEUM PRODUCTS	1 757	252	2 432	748 TRANSMISSIONS SHAFTS ETC	861	3 589	2 182
335 RESIDUAL PETROL.PRODUCTS	17 493	1 298	3 014	749 NON-ELECT MACH.PARTS,ETC	530	3 095	1 929
342 LIQUEFIED PROPANE,BUTANE	101 391	2 304	157	751 OFFICE MACHINES	525	5 129	3 099
411 ANIMAL OILS AND FATS	28	102	826	752 AUTOMATC.DATA PROC.EQUIP	615	8 054	5 083
431 ANIMAL,VEG.FATS,OILS,NES	4 163	830	759	753 PARTS,FOR OFFICE MACHINS	505	2 445	1 513
511 HYDROCARBONS,NES,DERIVTS	3 073	664	61	751 TELEVISION RECEIVERS ETC	474	1 121	690
512 ALCOHOL,PHENOL,ETC.DERIV	6 582	1 557	499	762 RADIO-BROADCAST RECEIVER	88	800	495
513 CARBOXYLIC ACIDS,DERIVTS	25 387	3 805	418	763 SOUND RECORDER,PHONOGRPH	28	260	160
514 NITROGEN-FUNCT.COMPOUNDS	14 275	4 758	970	764 TELECOMM.EQUIP.PARTS NES	2 043	31 233	19 483
515 ORGANO-INORGANIC COMPOUNDS	384	4 310	2 330	771 ELECT PQWR MACHNRY.PARTS	117	621	380
516 OTHER ORGANIC CHEMICALS	1 215	711	2 902	772 ELEC.SWITCH.RELAY.CIRCUT	1 818	6 792	4 189
522 INORGANIC CHEM.ELEMENTS	15 950	2 824	2 641	773 ELECTR DISTRIBT.EQPT NES	1 252	1 142	701
523 METAL.SALTS,INORGAN.ACID	21 882	2 541	440	774 ELECTRO-MEDCL,XRAY EQUIP	567	11 128	6 936
524 OTHER CHEMICAL COMPOUNDS	2 414	314	1 767	775 DOM.ELEC,NON-ELEC.EQUIPT	531	871	549
531 SYNTH.COLOURS,LAKES,ETC.	6 243	9 614	581	776 TRANSISTORS,VALVES,ETC.	18	12 614	7 834
532 DYEING,TANNING MATERIALS	11 406	1 867	187	778 ELECTRIC.MACH.APPART,NES	2 573	8 103	4 980
533 PIGMENTS, PAINTS, ETC.	28 403	7 446	5 916	781 PASS.MOTOR VEHCLS.EX.BUS	12 874	40 712	25 419
541 MEDICINES,ETC.EXC.GRP542	479	2 479	1 165	782 GOODS,SPCL TRANSPORT VEH	1 726	1 771	1 134
542 MEDICAMENTS	1 502	6 333	4 683	784 PARTS,TRACTORS,MOTOR VEH	5 865	10 225	6 352
551 ESSNTL.OIL,PERFUME,FLAVR	2 749	4 352	1 536	785 CYCLES,MOTORCYCLES ETC.	492	2 558	1 514
553 PERFUMERY,COSMETICS,ETC.	609	510	3 895	786 TRAILERS,SEMI-TRAILR,ETC	527	425	265
554 SOAP,CLEANERS,POLISH,ETC	20 172	4 975	2 692	791 RAILWAY VEHICLES.EQUIPNT	40	220	136
562 FERTILIZER,EXCEPT GRP272	234 130	3 461	316	793 SHIP,BOAT,FLOAT.STRUCTRS	10 812	79 196	48 611
571 POLYMERS OF ETHYLENE	36 049	5 981	3 075	800 CPL IND PLANT CHAP 90/94	209	2 264	1 435
572 POLYMERS OF STYRENE	22 002	4 151	2 127	811 PREFABRICATED BUILDINGS	3 267	2 624	1 568
573 POLYMERS,VINYL CHLORIDE	845	463	3 743	812 PLUMBNG,SANITRY,EQPT,ETC	85	108	66
574 POLYACETAL,POLYCARBONATE	82 080	16 960	2 591	813 LIGHTNG FIXTURES ETC.NES	467	1 598	995
575 OTH.PLASTIC,PRIMARY FORM	28 675	10 495	289	821 FURNITURE,CUSHIONS,ETC.	1 066	2 015	1 257
581 PLASTIC TUBE,PIPE,HOSE	70	424	10 588	831 TRUNK,SUIT-CASES,BAG,ETC	65	233	143
582 PLASTIC PLATE,SHEETS,ETC	3 187	2 160	6 485	841 MENS,BOYS CLOTHNG,X-KNIT	2 094	7 364	4 494
583 MONOFILAMENT OF PLASTICS	136	146	267	842 WOMEN,GIRL CLOTHNG,XKNIT	422	1 734	1 062
591 INSECTICIDES, ETC.	8 637	8 977	1 328	844 WOMEN,GIRLS CLOTHNG.KNIT	46	175	110
592 STARCHES,INULIN,ETC.	3 110	1 516	93	845 OTHR.TEXTILE APPAREL,NES	85	332	210
593 EXPLOSIVES, PYROTECHNICS	16	99	5 511	846 CLOTHING ACCESSRS,FABRIC	11 784	13 944	8 593
597 PREPRD ADDITIVES,LIQUIDS	5 804	2 123	848	848 CLOTHNG,NONTXTL;HEADGEAR	2 079	6 405	3 955
598 MISC.CHEMICAL PRDTS,NES	27 494	7 960	60	851 FOOTWEAR	132	465	289
611 LEATHER	993	2 587	1 311	871 OPTICAL INSTRUMENTS,NES	67	2 475	1 533
612 MANUFACT. LEATHER ETC.NES	14	163	4 896	872 MEDICAL INSTRUMENTS NES	347	6 579	4 132
613 FURSKINS,TANNED,DRESSED	14	205	1 631	873 METERS,COUNTERS,NES	14	623	398
621 MATERIALS OF RUBBER	1 403	1 931	100	874 MEASURE,CONTROL INSTRMNT	530	9 194	5 706
625 RUBBER TYRES,TUBES,ETC.	1 090	663	129	881 PHOTOGRAPH APPAR.ETC.NES	55	585	365
629 ARTICLES OF RUBBER, NES	5 080	5 334	1 197	882 PHOTD.CINEMATOGPH.SUPPL	3 634	6 512	4 023
634 VENEERS, PLYWOOD, ETC.	1 013	58	409	884 OPTICAL GOODS NES	12	759	461
635 WOOD MANUFACTURES, NES	914	349	3 347	885 WATCHES AND CLOCKS	16	270	167
641 PAPER AND PAPERBOARD	32 279	8 052	35	892 PRINTED MATTER	2 268	3 685	2 266
642 PAPER,PAPERBOARD,CUT ETC	26 365	5 883	219	893 ARTICLES,NES,OF PLASTICS	10 150	6 677	4 129
651 TEXTILE YARN	64 323	33 402	5 008	894 BABY CARRIAGE,TOYS,GAMES	172	263	158
652 COTTON FABRICS, WOVEN	29 721	42 780	3 621	895 OFFICE,STATIONERY SUPPLS	254	1 201	726
653 FABRICS,MAN-MADE FIBRES	56 041	163 811	20 560	897 GOLD,SILVERWARE,JEWEL NES	1	149	88
654 OTH.TEXTILE FABRIC,WOVEN	7 216	31 140	26 437	898 MUSICAL INSTRUMENTS,ETC.	205	824	511
655 KNIT.CROCHET.FABRIC NES	13 681	32 070	899	899 MISC MANUFCTRD GOODS NES	2 211	18 865	11 771
656 TULLE,LACE,EMBROIDRY,ETC	1 396	7 221	19 399	941 COMPL IND PLANT CHAPT 99	2 825	2 466	1 540
657 SPECIAL YARN,TXTL.FABRIC	6 420	11 867	19 964	ALGERIA			
658 TEXTILE ARTICLES NES	193	832	519	IMPORTS	76 580 081	1 892 138	1 047 668
659 FLOOR COVERINGS, ETC.	35	72	44				
662 CLAY,REFRCT.CONSTR.MATRL	36 612	4 228	2 573	057 FRUIT,NUTS EXCL.OIL NUTS	1 929	841	491
663 MINERAL MANUFACTURES,NES	4 408	1 067	651	112 ALCOHOLIC BEVERAGES	42 903	1 913	1 225
664 GLASS	6 019	1 328	835	272 FERTILIZERS, CRUDE	213 701	1 129	703
665 GLASSWARE	5 336	1 301	793	288 NON-FERROUS WASTE,SCRAP	6 239	1 925	1 229

7 IMPORTS AND EXPORTS (SPECIAL TRADE) BY COUNTRIES OF PRODUCTION AND CONSUMPTION AND BY GROUPS OF THE SITC-REV. III 1994

GROUP DESCRIPTION	DT = 100 KG	1 000 DM	1 000 \$	GROUP DESCRIPTION	DT = 100 KG	1 000 DM	1 000 \$
333 PETROLEUM OILS, CRUDE	72 171 547	1 572 207	973 229	718 OTH. POWR. GENRTRNG. MACHNRY	791	2 990	1 885
334 PETROLEUM PRODUCTS	4 058 767	96 567	60 252	721 AGRIC. MACHINES, EX. TRACTR	479	651	405
522 INORGANIC CHEM. ELEMENTS	337	172	109	722 TRACTORS	42	72	43
583 MONOFILAMENT OF PLASTICS	421	160	104	723 CIVIL ENGINEERING EQUIPT	22 894	34 561	21 329
662 CLAY, REFRCT. CONSTR. MATRL	1 520	285	183	724 TEXTILE, LEATHER MACHINES	3 752	13 541	8 509
686 ZINC	80 743	13 028	7 754	725 PAPER, PULP MILL MACHINES	1 035	1 631	1 013
721 AGRIC. MACHINES, EX. TRACTR	108	102	61	726 PRINTNG, BOOKBINDNG MACHS	1 199	7 825	4 666
726 PRINTNG, BOOKBINDNG MACHS	24	89	56	727 FOOD-PROCESS. MCH. NON DOM	103	223	143
728 OTH. MACH. PTS, SPCL INDUST	362	644	382	728 OTH. MACH. PTS, SPCL INDUST	8 642	28 690	17 772
749 NON-ELECT MACH. PARTS, ETC	8	471	310	731 METAL REMOVAL WORK TOOLS	456	3 532	2 228
772 ELEC. SWITCH, RELAY, CIRCUIT	8	59	34	733 MACH-TOOLS, METAL-WORKING	286	484	305
775 DOM. ELEC. NON-ELEC. EQUIPT	293	135	86	735 PARTS, NES, FOR MACH-TOOLS	138	2 679	1 672
781 PASS. MOTOR VEHCLS. EX. BUS	36	50	30	737 METALWORKING MACHNRY NES	15 245	10 528	6 662
851 FOOTWEAR	113	257	150	741 HEATNG, COOLNG EQUIP, PART	1 426	5 453	3 347
EXPORTS	1 173 131	755 265	464 297	742 PUMPS FOR LIQUIDS, PARTS	1 942	13 197	8 212
001 LIVE ANIMALS	8 287	1 213	756	743 PUMPS NES, CENTRIFUGS ETC	4 948	9 883	6 153
011 BOVINE MEAT	26 415	7 578	4 777	744 MECHANICAL HANDNG EQUIP	2 902	6 387	3 931
022 MILK AND CREAM	3 150	416	255	745 OTH. NONELEC MCH, TOOL, NES	880	8 934	5 626
054 VEGETABLES	11 400	691	408	746 BALL OR ROLLER BEARINGS	1 429	4 549	2 723
061 SUGARS, MOLASSES, HONEY	11 825	705	442	747 TAPS, COCKS, VALVES, ETC.	1 828	7 690	4 662
098 EDIBLE PROD. PREPRTRS, NES	1 150	215	123	748 TRANSMISSIONS SHAFTS ETC	3 814	15 201	9 401
121 TOBACCO, UNMANUFACTURED	6 549	2 166	1 335	749 NON-ELECT MACH. PARTS, ETC	2 658	8 221	5 113
122 TOBACCO, MANUFACTURED	11 629	5 054	3 248	751 OFFICE MACHINES	114	5 843	3 711
232 SYNTHETIC RUBBER, ETC.	865	322	198	752 AUTOMATIC DATA PROC. EQUIP	546	6 971	4 322
251 PULP AND WASTE PAPER	3 610	633	377	759 PARTS, FOR OFFICE MACHINS	93	2 702	1 672
273 STONE, SAND AND GRAVEL	966	67	42	761 TELEVISION RECEIVERS ETC	12	91	57
278 OTHER CRUDE MINERALS	23 301	564	353	764 TELECOMM. EQUIP, PARTS NES	1 892	24 599	15 254
292 CRUDE VEG. MATERIALS, NES	353	347	223	771 ELECT POWER MACHNRY, PARTS	480	2 666	1 642
334 PETROLEUM PRODUCTS	1 301	429	266	772 ELEC. SWITCH, RELAY, CIRCUIT	575	7 500	4 676
335 RESIDUAL PETROL. PRODUCTS	480	101	64	773 ELECTR DISTRIB. EQPT NES	3 309	11 803	7 254
411 ANIMAL OILS AND FATS	181	67	40	774 ELECTRO-MEDCL, XRAY EQUIP	463	7 100	4 318
491 ANIMAL, VEG. FATS, OILS, NES	690	144	78	775 DOM. ELEC. NON-ELEC. EQUIPT	49	181	109
511 HYDROCARBONS, NES, DERIVTS	1 673	184	113	776 TRANSISTORS, VALVES, ETC.	7 512	10 710	6 724
512 ALCOHOL, PHENOL, ETC. DERIV	7 406	2 237	1 385	778 ELECTRIC MACH. APPART. NES	3 408	7 967	4 942
513 CARBOXYLIC ACIDS, DERIVTS	12 543	3 205	1 989	781 PASS. MOTOR VEHCLS. EX. BUS	8 866	18 392	11 242
514 NITROGEN-FUNCT. COMPOUNDS	808	484	288	782 GOODS, SPCL TRANSPORT VEH	13 134	21 987	13 192
515 ORGANO-INORGANIC COMPNDS	432	397	239	783 ROAD MOTOR VEHICLES NES	2 722	4 937	2 911
516 OTHER ORGANIC CHEMICALS	918	653	414	784 PARTS, TRACTORS, MOTOR VEH	36 136	66 669	41 963
522 INORGANIC CHEM. ELEMENTS	5 006	1 410	900	785 CYCLES, MOTORCYCLES ETC.	26	103	64
523 METAL. SALTS, INORGAN. ACID	19 736	924	567	786 TRAILERS, SEMI-TRAILR, ETC	1 688	1 307	837
525 RADIO-ACTIVE MATERIALS		122	76	792 AIRCRAFT, ASSOCIAT. EQUIPNT	2	466	284
531 SYNTH. COLOURS, LAKES, ETC.	898	2 526	1 548	793 SHIP, BOAT, FLOAT. STRUCTRS	15	77	44
532 DYEING, TANNING MATERIALS	2 096	656	390	800 CPL IND PLANT CHAP 90/94	187	1 166	723
533 PIGMENTS, PAINTS, ETC.	1 488	1 251	775	813 LIGHTNG FIXTURES ETC. NES	21	214	131
541 MEDICINES, ETC. EXC. GRP542	189	1 518	892	821 FURNITURE, CUSHIONS, ETC.	209	480	296
542 MEDICAMENTS	3 090	7 297	4 638	841 MENS, BOYS CLOTHNG, X-KNIT	6	49	31
551 ESSNTL. OIL, PERFUME, FLAVR	846	2 683	1 687	848 CLOTHNG, NONXTL, HEADGEAR	227	1 390	852
553 PERFUMERY, COSMETICS, ETC.	129	174	112	871 OPTICAL INSTRUMENTS, NES	3	173	106
554 SOAP, CLEANERS, POLISH, ETC.	12 843	4 301	2 682	872 MEDICAL INSTRUMENTS NES	2 461	6 696	4 030
562 FERTILIZER, EXCEPT GRP272	17 708	646	397	873 METERS, COUNTERS, NES	67	749	477
571 POLYMERS OF ETHYLENE	3 079	345	200	874 MEASURE, CONTROL INSTRMNT	910	18 997	11 796
572 POLYMERS OF STYRENE	8 862	1 805	1 133	881 PHOTOGRAPH APPAR. ETC. NES	67	960	588
573 POLYMERS, VINYL CHLORIDE	4 370	655	417	882 PHOTO. CINEMATOGRPH. SUPPL	2 787	4 729	2 906
574 POLYACETAL, POLYCARBONATE	960	420	263	884 OPTICAL GOODS NES	22	337	208
575 OTH. PLASTIC, PRIMARY FORM	7 463	3 344	2 043	892 PRINTED MATTER	235	568	354
581 PLASTIC TUBE, PIPE, HOSE	1 240	7 504	4 779	893 ARTICLES, NES, OF PLASTICS	836	1 865	1 142
582 PLASTIC PLATE, SHEETS, ETC	2 548	7 559	4 895	894 BABY CARRIAGE, TOYS, GAMES	65	318	189
583 MONOFILAMENT OF PLASTICS	31	50	31	895 OFFICE, STATIONERY SUPPLS	361	1 004	620
591 INSECTICIDES, ETC.	1 406	1 846	1 066	897 GOLD, SILVERWARE, JEWEL NES	13	245	155
592 STARCHES, INULIN, ETC.	1 404	1 145	711	898 MUSICAL INSTRUMENTS, ETC.	81	580	357
597 PREPRD ADDITIVES, LIQUIDS	602	166	106	899 MISC MANUFACTRD GOODS NES	321	477	288
598 MISC. CHEMICAL PRDTS, NES	11 484	5 515	3 354	941 COMPL IND PLANT CHAPT 99	657	6 166	3 779
600 CPL IND PLANT CHAP 69-76	10 666	3 877	2 308	TUNISIA			
621 MATERIALS OF RUBBER	457	1 494	935	IMPORTS	2 894 731	1 342 700	830 787
625 RUBBER TYRES, TUBES, ETC.	15 116	6 539	4 022	034 FISH, FRESH, CHILLED, FROZN	146	269	156
629 ARTICLES OF RUBBER, NES	799	2 767	1 747	054 VEGETABLES, PRPD, PRSVD, NES	5 482	546	328
634 VENEERS, PLYWOOD, ETC.	2 426	229	143	056 VEGETABLES, PRPD, PRSVD, NES	354	81	51
635 WOOD MANUFACTURES, NES	82	154	94	057 FRUIT, NUTS EXCL. OIL NUTS	21 660	8 605	5 391
641 PAPER AND PAPERBOARD	36 720	10 370	6 460	058 EDIBLE PROD. PREPRTRS, NES	1 277	507	311
642 PAPER, PAPERBOARD, CUT ETC	5 525	1 776	1 115	112 ALCOHOLIC BEVERAGES	61 076	7 358	4 303
651 TEXTILE YARN	19 527	6 217	3 735	251 PULP AND WASTE PAPER	13 695	2 344	1 435
652 COTTON FABRICS, WOVEN	36	62	39	263 COTTON	670	146	91
653 FABRICS, MAN-MADE FIBRES	25	137	86	267 ORE, CONCENTR. BASE METALS	53 466	2 421	1 540
656 TULLE, LACE, EMBROIDRY, ETC	8	106	62	288 NON-FERRROUS WASTE, SCRAP	14 145	2 934	1 815
657 SPECIAL YARN, TXTL. FABRIC	253	2 247	1 368	289 PREC. METAL ORES, CONCTRIS	1	1 977	1 138
659 FLOOR COVERINGS, ETC.	1 336	836	519	291 CRUDE ANIMAL MATERLS, NES	43	756	473
661 LIME, CEMENT, CONSTR. MATRL	120 676	1 795	1 086	292 CRUDE VEG. MATERIALS, NES	1 091	280	162
662 CLAY, REFRCT. CONSTR. MATRL	39 542	5 626	3 560	333 PETROLEUM OILS, CRUDE	2 384 648	46 961	29 389
663 MINERAL MANUFACTURES, NES	3 500	2 613	1 646	335 ORGANO-INORGANIC COMPNDS	7	96	62
664 GLASS	1 316	534	342	541 MEDICINES, ETC. EXC. GRP542	12	297	175
665 GLASSWARE	59	133	84	542 MEDICAMENTS	4	230	135
671 PIG IRON, SPIEGELEISEN, ETC	21 983	1 077	663	543 MEDICINES, ETC. EXC. GRP542	12	297	175
672 INGOTS ETC. IRON OR STEEL	8 024	819	478	551 ESSNTL. OIL, PERFUME, FLAVR	71	232	143
673 FLAT-ROLLED IRON ETC.	290 509	19 047	11 362	612 MANUFACT. LEATHER ETC. NES	127	467	280
674 FLAT-ROLLED PLATED IRON	10 452	1 425	843	613 FURSKINS, TANNED, DRESSED	24	375	239
675 FLAT-ROLLED, ALLOY STEEL	12 966	1 610	1 023	639 CORK MANUFACTURES	550	105	63
676 IRON, STL. BAR, SHAPES ETC.	31 069	3 575	2 183	642 PAPER, PAPERBOARD, CUT ETC	8 259	5 943	3 682
678 WIRE OF IRON OR STEEL	5 122	1 530	952	652 COTTON FABRICS, WOVEN	84	197	125
679 TUBES, PIPES, ETC. IRON, STL	25 107	4 896	2 935	653 FABRICS, MAN-MADE FIBRES	174	473	291
681 SILVER, PLATINUM, ETC.	11	101	64	654 OTH. TEXTILE FABRIC, WOVEN	10	88	56
682 COPPER	16 611	7 715	4 725	655 KNIT, CROCHET, FABRIC NES	57	557	337
683 NICKEL	50	68	40	656 TULLE, LACE, EMBROIDRY, ETC	27	208	131
684 ALUMINIUM	2 331	1 065	654	657 SPECIAL YARN, TXTL. FABRIC	381	1 049	648
691 METALLIC STRUCTURES NES	2 090	1 518	925	658 TEXTILE ARTICLES NES	2 160	6 096	3 845
692 CONTAINERS, STORAGE, TRNSP	2 689	1 941	1 243	659 FLOOR COVERINGS, ETC.	1 557	19 416	12 116
693 WIRE PRODUCTS EXCL. ELECT	349	808	494	664 GLASS	605	216	127
694 NAILS, SCREWS, NUTS, ETC.	1 788	3 117	1 904	665 GLASSWARE	128	243	149
695 TOOLS	754	8 036	4 916	666 POTTERY	829	202	122
697 HOUSEHOLD EQUIPMENT, NES	178	591	347	684 ALUMINIUM	257	63	36
699 MANUFACT. BASE METAL, NES	6 558	6 160	3 803	692 CONTAINERS, STORAGE, TRNSP	1 329	132	80
700 CPL IND PLANT (84/85/87)	6 907	53 799	31 374	695 TOOLS	22	232	146
711 STEAM GENER. BOILERS, ETC.	87	155	93	696 CUTLERY	27	66	38
712 STEAM TURBINES	62	4 365	2 768	699 MANUFACT. BASE METAL, NES	57	330	196
713 INTRNL COMBUS PSTN ENGIN	53 326	54 218	32 633	713 INTRNL COMBUS PSTN ENGIN	120	168	107
714 ENGINES, MOTORS NON-ELECT	186	9 973	6 271	716 ROTATING ELECTRIC PLANT	124	438	276
716 ROTATING ELECTRIC PLANT	545	2 744	1 713	724 TEXTILE, LEATHER MACHINES	177	349	214

7 IMPORTS AND EXPORTS (SPECIAL TRADE) BY COUNTRIES OF PRODUCTION AND CONSUMPTION AND BY GROUPS OF THE SITC-REV. III 1994

GROUP DESCRIPTION	DT = 100 KG	1 000 DM	1 000 \$	GROUP DESCRIPTION	DT = 100 KG	1 000 DM	1 000 \$
728 OTH.MACH,PTS,SPCL INDUST	83	259	167	642 PAPER,PAPERBOARD,CUT ETC	18 726	7 252	4 467
737 METALWORKING MACHNRY NES	40	338	214	651 TEXTILE YARN	13 865	20 550	12 667
742 PUMPS FOR LIQUIDS,PARTS	14	107	70	652 COTTON FABRICS, WOVEN	64 882	143 223	88 685
743 PUMPS NES,CENTRIFUGS ETC	25	941	618	653 FABRICS,MAN-MADE FIBRES	59 344	182 711	113 153
747 TAPS,COCKS,VALVES,ETC.		198	125	654 OTH.TEXTILE FABRIC,WOVEN	7 282	39 666	20 890
749 NON-ELECT MACH,PARTS,ETC	22	54	34	655 KNIT.CROCHET.FABRIC NES	14 010	35 010	21 734
752 AUTOMATC.DATA PROC.EQUIP	11	78	49	656 TULLE,LACE,EMBROIDRY.ETC	4 039	14 056	8 675
759 PARTS,FOR OFFICE MACHINS	3	254	157	657 SPECIAL YARN,TXTL.FABRIC	7 893	22 259	13 795
764 TELECOMM.EQUIP.PARTS NES	7 788	17 156	10 667	658 TEXTILE ARTICLES NES	835	2 728	1 696
771 ELECT POWER MACHNY.PARTS	8 513	27 815	17 327	659 FLOOR COVERINGS, ETC.	47	340	214
772 ELEC.SWITCH.RELAY.CIRCUIT	16 825	84 997	52 368	661 LIME,CEMENT,CONSTR.MATRL	15 002	247	145
773 ELECTR.DISTRIB.EQPT NES	40 760	103 696	64 497	662 CLAY,REFRCT.CONSTR.MATRL	20 444	4 462	2 810
775 DOM.ELEC.NON-ELEC.EQUIPT	2 935	1 568	964	663 MINERAL MANUFACTURES,NES	4 691	1 511	923
778 ELECTRIC.MACH.APPART.NES	4 600	4 224	2 605	664 GLASS	2 114	861	532
784 PARTS,TRACTORS,MOTOR VEH	3 156	4 845	3 048	665 GLASSWARE	749	870	531
792 AIRCRAFT,ASSOCTD.EQUIPNT	8	1 291	819	673 FLAT-ROLLED IRON ETC.	48 750	3 190	1 949
813 LIGHTING FIXTURES ETC.NES	106	1 139	85	674 FLAT-ROLLED PLATED IRON	47 515	3 678	2 256
831 TRUNK,SUIT-CASES,BAG,ETC	1 905	2 451	1 525	675 FLAT-ROLLED, ALLY STEEL	2 023	762	449
841 MENS,BOYS CLOTHNG,X-KNIT	92 257	352 112	217 615	676 IRON,STL.BAR,SHAPES ETC.	5 638	584	367
842 WOMEN,GIRL CLOTHNG,XKNIT	73 633	339 668	209 278	678 WIRE OF IRON OR STEEL	1 886	200	123
843 MENS,BOYS CLOTHING,KNIT	3 284	9 091	5 601	679 TUBES,PIPES,ETC.IRON,STL	35 890	4 952	3 051
844 WOMEN,GIRLS CLOTHING,KNIT	9 461	47 609	29 538	682 COPPER	3 128	2 395	1 505
845 OTHR.TEXTILE APPAREL,NES	19 986	94 713	58 533	683 NICKEL	4	112	70
846 CLOTHING ACCESSRS,FABRIC	9 504	40 012	24 701	684 ALUMINIUM	7 044	4 217	2 571
848 CLOTHNG,NONXTL;HEADGEAR	1 869	13 038	8 079	686 ZINC	253	66	40
851 FOOTWEAR	12 087	58 139	35 997	687 TIN	79	108	68
874 MEASURE,CONTROL INSTRMNT	51	2 270	1 384	691 METALLIC STRUCTURES NES	462	435	260
892 PRINTED MATTER	170	213	137	692 CONTAINERS,STORAGE,TRNSP	4 970	1 099	682
893 ARTICLES,NES,OF PLASTICS	1 584	1 557	971	693 WIRE PRODUCTS EXCL.ELECT	493	385	231
894 BABY CARRIAGE,TOYS,GAMES	1 278	7 703	4 764	694 NAILS,SCREWS,NUTS,ETC.	887	1 099	662
895 OFFICE,STATIONERY SUPPLS	143	684	433	695 TOOLS	754	2 992	1 841
899 MISC MANUFCTRD GOODS NES	100	191	119	696 CUTLERY	12	119	68
				697 HOUSEHOLD EQUIPMENT,NES	507	468	284
EXPORTS	2 292 708	1 290 856	797 986	699 MANUFACTS.BASE METAL,NES	7 333	8 719	5 361
001 LIVE ANIMALS	1 983	748	446	700 CPL IND PLANT (84/85/87)	421	5 252	3 019
011 BOVINE MEAT	224	97	58	711 STEAM GENER. BOILERS,ETC.	475	479	302
024 CHEESE AND CURD	196	98	56	712 STEAM TURBINES	49	3 126	1 968
041 WHEAT, MESLIN, UNMILLED	465 164	7 564	4 877	713 INTRNL COMBUS PSTN ENGIN	3 205	12 915	8 021
048 CEREAL PREPARATIONS,NES	5 594	703	448	714 ENGINES,MOTORS NON-ELECT	208	221	142
054 VEGETABLES	967	1 225	717	716 ROTATING ELECTRIC PLANT	1 168	3 243	1 964
056 VEGETABLES,PRPD,PRSD,NES	525	350	222	718 OTH.POWR.GENRTNG.MACHNRY	31	564	343
057 FRUIT,NUTS EXCL.OIL NUTS	433	236	145	721 AGRIC.MACHINES,EX.TRACTR	4 133	5 750	3 409
061 SUGARS,MOLASSES,HONEY	103 933	6 567	3 907	722 TRACTORS	405	1 269	818
072 COCOA	383	76	44	723 CIVIL ENGINEERING EQUIPT	2 325	4 079	2 482
073 CHOCOLATE,OTH.COCOA PREP	269	137	87	724 TEXTILE,LEATHER MACHINES	6 781	32 536	20 265
081 ANIMAL FEED STUFF	854	175	114	725 PAPER,PULP MILL MACHINES	757	2 744	1 668
098 EDIBLE PROD.PREPRTNS,NES	210	290	180	726 PRINTNG,BOOKBINDNG MACHS	3 211	13 590	8 351
111 NON-ALCOHOL.BEVERAGE,NES	504	85	54	727 FOOD-PROCESS.MCH.NON DOM	116	628	379
112 ALCOHOLIC BEVERAGES	1 662	287	181	728 OTH.MACH,PTS,SPCL INDUST	5 049	14 549	9 003
121 TOBACCO, UNMANUFACTURED	1 002	224	133	731 METAL REMOVAL WORK TOOLS	332	668	402
122 TOBACCO, MANUFACTURED	376	1 178	724	733 MACH-TOOLS,METAL-WORKING	2 233	3 623	2 179
231 NATURAL RUBBER, ETC.	431	75	43	735 PARTS,NES,FOR MACH-TOOLS	181	788	490
232 SYNTHETIC RUBBER, ETC.	14 908	2 473	1 524	737 METALWORKING MACHNRY NES	83	656	410
248 WOOD, SIMPLY WORKED	41 841	1 957	1 166	741 HEATNG,COOLNG EQIP,PART	4 634	9 741	5 988
263 COTTON	408	105	61	742 PUMPS FOR LIQUIDS,PARTS	1 026	5 555	3 432
266 SYNTHETIC FIBRES	10 605	2 282	1 399	743 PUMPS NES,CENTRIFUGS ETC	902	5 568	3 437
267 OTHER MAN-MADE FIBRES	10 050	5 612	3 531	744 MECHANICAL HANDLING EQIP	2 712	4 154	2 575
268 WOOL, OTHER ANIMAL HAIR	76	224	143	745 OTH.NON-ELEC MCH,TOOL,NES	1 223	8 146	5 072
269 WORN CLOTHING,TEXTL.ARTL	11 072	1 441	909	746 BALL OR ROLLER BEARINGS	418	1 358	836
274 SULPHUR,UNRSTD.IRON PYRS	709 455	2 548	1 614	747 TAPS,COCKS,VALVES,ETC.	441	2 400	1 505
278 OTHER CRUDE MINERALS	17 208	487	294	748 TRANSMISSIONS SHAFTS ETC	838	3 709	2 289
291 CRUDE ANIMAL MATERIALS,NES		143	83	749 NON-ELECT MACH.PARTS,ETC	923	4 071	2 496
292 CRUDE VEG.MATERIALS, NES	231	876	556	751 OFFICE MACHINES	303	1 707	1 050
322 BRIQUETTES,LIGNITE,PEAT	2 025	73	48	752 AUTOMATC.DATA PROC.EQUIP	338	4 113	2 530
334 PETROLEUM PRODUCTS	1 016	298	181	759 PARTS,FOR OFFICE MACHINS	77	1 030	630
335 RESIDUAL PETROL PRODUCTS	5 038	521	321	761 TELEVISION RECEIVERS ETC	344	2 517	1 493
422 FIXED VEG.FAT,OILS,OTHER	2 701	321	192	762 RADIO-BROADCAST RECEIVER	7	477	299
431 ANIMAL,VEG.FATS,OILS,NES	14 193	1 840	1 155	763 SOUND RECORDER,PHONOGRPH	4	94	60
511 HYDROCARBONS,NES,DERIVTS	6 319	793	458	764 TELECOMM.EQUIP.PARTS NES	9 212	28 915	18 207
512 ALCOHOL,PHENOL,ETC.DERIV	5 845	823	511	771 ELECT POWER MACHNY.PARTS	9 380	18 319	11 327
513 CARBOXYLIC ACIDS,DERIVTS	9 105	3 016	1 899	772 ELEC.SWITCH.RELAY.CIRCUIT	18 142	78 191	47 079
514 NITROGEN-FUNCT.COMPOUNDS	1 977	703	438	773 ELECTR.DISTRIB.EQPT NES	27 335	43 241	26 791
515 ORGANO-INORGANIC COMPNDS	523	897	427	774 ELECTRO-MEDCL.XRAY EQIP	378	5 864	3 603
516 OTHER ORGANIC CHEMICALS	4 138	1 577	989	775 DOM.ELEC.NON-ELEC.EQUIPT	266	546	327
522 INORGANIC CHEM.ELEMENTS	17 686	2 538	1 559	776 TRANSISTORS,VALVES,ETC.	1 139	4 072	2 514
523 METAL.SALTS,INORGAN.ACID	13 600	1 863	1 148	778 ELECTRIC.MACH.APPART.NES	2 087	11 231	6 896
524 OTHER CHEMICAL COMPOUNDS	5 427	598	367	781 PASS.MOTOR VEHCLS.EX.BUS	17 512	35 679	22 048
531 SYNTH.COLOURS,LAKES,ETC.	2 482	4 790	2 959	782 GOODS,SPCL TRANSPORT VEH	4 700	8 118	4 989
532 DYEING,TANNING MATERIALS	2 969	744	459	784 PARTS,TRACTORS,MOTOR VEH	6 128	20 669	12 758
533 PIGMENTS,PAINTS,ETC.	15 756	8 135	4 989	785 CYCLES,MOTORCYCLES ETC.	257	1 542	946
541 MEDICINES,ETC.EXC.GRP542	206	2 276	1 390	786 TRAILERS,SEMI-TRAILR,ETC	6 378	3 759	2 314
542 MEDICAMENTS	1 469	2 049	1 282	791 RAILWAY VEHICLES.EQUIPNT	1 245	3 646	2 226
551 ESSNTL.OIL,PERFUME,FLAVR	484	1 799	1 109	792 AIRCRAFT,ASSOCTD.EQUIPNT	341	19 091	11 596
553 PERFUMERY,COSMETICS,ETC.	152	613	376	793 SHIP,BOAT,FLOAT.STRUCTRS	51	209	129
554 SOAP,CLEANERS,POLISH,ETC	9 901	3 544	2 195	800 CPL IND PLANT CHAP 90/94	2	82	50
562 FERTILIZER,EXCEPT GRP272	1 510	89	57	812 PLUMBNG,SANITRY,EQPT.ETC	171	354	224
571 POLYMERS OF ETHYLENE	7 331	1 209	788	813 LIGHTNG FIXTURES ETC.NES	179	1 086	672
572 POLYMERS OF STYRENE	7 814	1 508	934	821 FURNITURE,CUSHIONS,ETC.	1 876	1 866	1 161
573 POLYMERS,VINYL CHLORIDE	3 644	929	573	821 TRUNK,SUIT-CASES,BAG,ETC	246	11 821	7 133
574 POLYACETAL.POLYCARBONATE	9 525	3 016	1 851	841 MENS,BOYS CLOTHNG,X-KNIT	2 759	11 891	7 342
575 OTH.PLASTIC,PRIMARY FORM	20 103	8 281	5 111	842 WOMEN,GIRL CLOTHNG,XKNIT	5 782	19 323	12 015
579 PLASTIC WASTE, SCRAP ETC	600	56	36	843 MENS,BOYS CLOTHING,KNIT	2 474	4 278	2 660
581 PLASTIC TUBE,PIPE,HOSE	973	1 069	658	844 WOMEN,GIRLS CLOTHNG,KNIT	1 576	3 744	2 331
582 PLASTIC PLATE,SHEETS,ETC	13 982	7 010	4 296	845 OTHR.TEXTILE APPAREL,NES	2 861	12 300	7 611
583 MONOFILAMENT OF PLASTICS	38	45	30	846 CLOTHING ACCESSRS,FABRIC	10 180	31 693	19 450
591 INSECTICIDES, ETC.	2 287	3 736	2 378	848 CLOTHNG,NONXTL;HEADGEAR	2 863	8 666	5 336
592 STARCHES,INULIN,ETC.	3 513	1 768	1 092	851 FOOTWEAR	820	2 597	1 609
593 EXPLOSIVES,PYROTECHNICS	637	279	173	871 OPTICAL INSTRUMENTS,NES	19	777	466
597 PREPRD.ADDITIVES,LIQUIDS	8 824	3 733	2 323	872 MEDICAL INSTRUMENTS NES	633	7 037	4 306
598 MISC.CHEMICAL PRDTS,NES	33 607	9 138	5 686	873 METERS,COUNTERS,NES	10	136	80
611 LEATHER	6 941	25 340	15 723	874 MEASURE,CONTROL INSTRMNT	1 318	13 412	8 351
613 FURSKINS,TANNED,DRESSED	39	861	536	881 PHOTOGRAPH APPAR.ETC.NES	142	1 178	716
621 MATERIALS OF RUBBER	1 883	1 006	606	882 PHOTD.CINEMATOGRPH.SUPPL	3 262	5 203	3 236
625 RUBBER TYRES,TUBES,ETC.	1 639	1 070	665	884 OPTICAL GOODS NES	1	397	247
629 ARTICLES OF RUBBER, NES	1 172	2 450	1 513	885 WATCHES AND CLOCKS	11	218	128
635 WOOD MANUFACTURES, NES	2 976	1 938	1 199	892 PRINTED MATTER	5 414	11 528	7 001
641 PAPER AND PAPERBOARD	24 224	5 566	3 481	893 ARTICLES,NES,OF PLASTICS	9 364	8 884	5 487
				894 BABY CARRIAGE,TOYS,GAMES	761	1 479	904

7 IMPORTS AND EXPORTS (SPECIAL TRADE) BY COUNTRIES OF PRODUCTION AND CONSUMPTION AND BY GROUPS OF THE SITC-REV. III 1994

GROUP DESCRIPTION	DT = 100 KG	1 000 DM	1 000 \$	GROUP DESCRIPTION	DT = 100 KG	1 000 DM	1 000 \$
895 OFFICE, STATIONERY SUPPLS	467	2 305	1 430	695 TOOLS	908	5 840	3 566
897 GOLD, SILVERWARE, JEWEL NES	8	1 297	782	697 HOUSEHOLD EQUIPMENT, NES	182	275	166
898 MUSICAL INSTRUMENTS, ETC.	329	966	588	699 MANUFACTS. BASE METAL, NES	1 513	2 874	1 761
899 MISC MANUFCTRD GOODS NES	3 162	20 924	12 946	700 CPL IND PLANT (84/85/87)	19 630	100 523	62 670
941 COMPL IND PLANT CHAPT 99	101	229	140	711 STEAM GENER. BOILERS, ETC.	955	8 082	5 058
961 COIN NONGOLD NONCURRENT	225	151	86	712 STEAM TURBINES	118	6 499	3 909
				713 INTRNL COMBUS PSTN ENGIN	2 114	7 019	4 394
				714 ENGINES, MOTORS NON-ELECT	15 320	33 084	19 999
				716 ROTATING ELECTRIC PLANT	13 450	24 268	15 231
				718 OTH. POWR. GENRTNG. MACHNRY	122	985	605
				721 AGRIC. MACHINES, EX. TRACTR	277	1 400	899
				723 CIVIL ENGINEERING EQUIPT	8 316	21 313	13 060
				724 TEXTILE, LEATHER MACHINES	615	3 321	2 011
				726 PRINTNG. BOOKBINDNG MACHS	42	1 057	645
				727 FOOD-PROCESS. MCH. NON DOM	46	392	242
				728 OTH. MACH. PTS. SPLC INDUST	6 303	19 189	11 838
				731 METAL REMOVAL WORK TOOLS	599	651	395
				733 MACH-TOOLS, METAL-WORKING	476	754	469
				735 PARTS, NES, FOR MACH-TOOLS	58	1 469	865
				737 METALWORKING MACHNRY NES	882	6 731	4 178
				741 HEATING, COOLING EQUIP, PART	8 378	26 868	15 894
				742 PUMPS FOR LIQUIDS, PARTS	4 627	22 701	14 212
				743 PUMPS NES, CENTRIFUGS ETC	6 973	28 003	17 545
				744 MECHANICAL HANDLING EQUIP	4 134	6 772	4 182
				745 OTH. NONELEC. MCH. TOOL, NES	1 749	7 037	4 366
				746 BALL OR ROLLER BEARINGS	189	1 320	820
				747 TAPS, COCKS, VALVES, ETC.	8 081	20 844	12 945
				748 TRANSMISSIONS SHAFTS ETC	1 019	5 586	3 476
				749 NON-ELECT. MACH. PARTS, ETC	609	1 917	1 166
				751 OFFICE MACHINES	95	1 749	477
				752 AUTOMAT. DATA PROC. EQUIP	43	1 350	817
				759 PARTS, FOR OFFICE MACHINS	25	862	520
				761 TELEVISION RECEIVERS ETC	416	1 445	869
				762 RADIO-BROADCAST RECEIVER	6	174	105
				763 SOUND RECORDER, PHONOGRPH	9	599	373
				764 TELECOMM. EQUIP. PARTS NES	899	20 342	12 736
				771 ELECT. POWER MACHNRY. PARTS	788	3 655	2 249
				772 ELECT. SWITCH. RELAY. CIRCUIT	2 025	21 987	13 667
				773 ELECT. DISTRIB. EQPT NES	3 617	4 148	2 566
				774 ELECTRO-MEDCL. XRAY EQUIP	323	5 000	2 948
				775 DOM. ELEC. NON-ELEC. EQUIPT	601	1 251	760
				776 TRANSISTORS, VALVES, ETC.	8	803	478
				778 ELECTRIC. MACH. APPART. NES	7 031	10 125	6 324
				781 PASS. MOTOR VEHCLS. EX. BUS	13 507	20 756	12 786
				782 GOODS, SPLC TRANSPORT VEH	23 092	86 248	50 973
				783 ROAD MOTOR VEHICLES NES	2 589	5 869	3 518
				784 PARTS, TRACTORS, MOTOR VEH	41 044	98 828	60 989
				785 CYCLES, MOTORCYCLES ETC.	13	82	49
				786 TRAILERS, SEMI-TRAILR, ETC	11 689	10 278	6 272
				791 RAILWAY VEHICLES. EQUIPNT	90	230	138
				800 CPL IND PLANT CHAP 90/94	68	181	107
				811 PREFABRICATED BUILDINGS	36	205	126
				812 PLUMBING, SANITRY, EQPT. ETC	16	64	36
				813 LIGHTING FIXTURES ETC. NES	334	1 203	759
				821 FURNITURE, CUSHIONS, ETC.	2 654	2 857	1 762
				841 MENS, BOYS CLOTHING, X-KNIT	42	181	113
				842 WOMEN, GIRL CLOTHING, XKNIT	26	234	137
				845 OTHR. TEXTILE APPAREL, NES	23	72	42
				848 CLOTHING, NONXTL; HEADGEAR	30	48	31
				851 FOOTWEAR	178	390	243
				871 OPTICAL INSTRUMENTS, NES	17	1 134	720
				872 MEDICAL INSTRUMENTS NES	1 440	11 546	7 158
				873 METERS, COUNTERS, NES	166	947	603
				874 MEASURE CONTROL INSTRMNT	312	8 091	4 963
				881 PHOTOGRAPH APPAR. ETC. NES	101	612	378
				882 PHOTO. CINEMATOGRPH. SUPPL	1 612	4 309	2 673
				884 OPTICAL GOODS NES	3	130	78
				885 WATCHES AND CLOCKS	9	140	87
				892 PRINTED MATTER	125	472	297
				893 ARTICLES, NES, OF PLASTICS	2 986	2 822	1 735
				894 BABY CARRIAGE, TOYS, GAMES	51	153	91
				895 OFFICE, STATIONERY SUPPLS	49	377	235
				897 GOLD, SILVERWARE, JEWEL NES	78	78	48
				898 MUSICAL INSTRUMENTS, ETC.	5	242	147
				899 MISC MANUFCTRD GOODS NES	4	152	101
				941 COMPL IND PLANT CHAPT 99	2 758	3 130	1 961
				EGYPT			
				IMPORTS	4 028 385	471 655	290 406
				001 LIVE ANIMALS	15	60	37
				034 FISH, FRESH, CHILLED, FROZN	12	205	117
				054 VEGETABLES	292 113	19 331	11 473
				056 VEGETABLES, PRPD, PRSVD, NES	30 904	9 142	5 629
				057 FRUIT, NUTS EXCL. OIL NUTS	3 188	706	428
				058 FRUIT, PRESERVED, PREPARED	505	1 133	80
				075 SPICES	7 333	1 513	918
				081 ANIMAL FEED STUFF	205 251	5 120	3 128
				111 NON-ALCOHOL. BEVERAGE, NES	2 056	242	143
				122 TOBACCO, MANUFACTURED	125	229	145
				222 OILSEED (SFT. FIX VEG. OIL)	11 851	1 046	619
				54 223 OILSEED (OTH. FIX. VEG. OIL)	1 109	192	118
				149 263 COTTON	38 557	12 223	7 661
				338 265 VEGETABLE TEXTILE FIBRES	635	192	121
				582 269 WORN CLOTHING, TEXTL. ARTL	205	62	37
				178 278 OTHER CRUDE MINERALS	2 427	163	98
				282 282 FERROUS WASTE AND SCRAP	4 057	412	265
				64 288 NON-FERROUS WASTE, SCRAP	2 620	721	458
				289 289 PREC. METAL ORES, CONCRTS	10	14 387	8 974
				291 320 CRUDE ANIMAL MATERLS, NES	14 930	5 703	3 563
				292 292 CRUDE VEG. MATERIALS, NES	20 325	6 828	4 208
				47 325 COKE, SEMI-COKE, RET. CARBN	8 972	157	93
				334 334 PETROLEUM PRODUCTS	2 188 566	51 709	30 821
				335 335 RESIDUAL PETROL. PRODUCTS	288 983	8 656	5 413
				512 512 ALCOHOL, PHENOL, ETC. DERIV	200	59	34
				514 514 NITROGEN-FUNCT. COMPOUNDS	260	203	128
				515 515 ORGANIC-INORGANIC COMPNDS	6	70	42

7 IMPORTS AND EXPORTS (SPECIAL TRADE) BY COUNTRIES OF PRODUCTION AND CONSUMPTION AND BY GROUPS OF THE SITC-REV. III 1994

GROUP DESCRIPTION	DT = 100 KG	1 000 DM	1 000 \$	GROUP DESCRIPTION	DT = 100 KG	1 000 DM	1 000 \$
531 SYNTH.COLOURS,LAKES,ETC.	310	1 261	765	421 FIXED OIL,FAT,OILS, SOFT	1 533	300	189
532 DYEING,TANNING MATERIALS	205	187	114	431 ANIMAL,VEG.FATS,OILS,NES	6 961	1 481	915
533 PIGMENTS, PAINTS, ETC.		52	33	511 HYDROCARBONS, NES, DERIVTS	14 164	1 752	1 107
551 ESSNTL. OIL, PERFUME, FLAVR	51	757	468	512 ALCOHOL, PHENOL, ETC. DERIV	28 605	3 616	2 245
651 TEXTILE YARN	117 418	68 546	42 458	513 CARBOXYLIC ACIDS, DERIVTS	33 016	5 447	3 349
652 COTTON FABRICS, WOVEN	44 929	28 977	17 751	514 NITROGEN-FUNCT. COMPOUNDS	9 790	6 680	5 376
653 FABRICS, MAN-MADE FIBRES	1 286	1 043	617	515 ORGANO-INORGANIC COMPNDS	3 876	14 214	8 647
655 KNIT.CROCHET.FABRIC NES	40	91	56	516 OTHER ORGANIC CHEMICALS	5 876	3 604	2 225
656 TULLE,LACE,EMBROIDRY.ETC	34	92	57	522 INORGANIC CHEM.ELEMENTS	27 009	5 352	3 309
657 SPECIAL YARN, TXTL.FABRIC	854	218	130	523 METAL. SALTS, INORGAN.ACID	47 563	6 282	3 910
658 TEXTILE ARTICLES NES	18 302	15 085	9 399	524 OTHER CHEMICAL COMPOUNDS	915	1 309	809
659 FLOOR COVERINGS, ETC.	15 780	10 471	6 432	531 SYNTH.COLOURS,LAKES,ETC.	7 158	18 675	11 464
662 CLAY,REFRCT.CONSTR.MATRL	1 257	72	45	532 DYEING,TANNING MATERIALS	5 900	1 140	704
663 MINERAL MANUFACTURES, NES	892	81	53	533 PIGMENTS, PAINTS, ETC.	19 327	12 544	7 764
665 GLASSWARE	237	381	236	541 MEDICINES, ETC. EXC. GRP542	1 882	20 126	12 303
666 POTTERY	107	77	49	542 MEDICAMENTS	2 231	24 712	15 364
671 PIG IRON, SPIEGELEISN, ETC	211 590	19 101	11 793	551 ESSNTL. OIL, PERFUME, FLAVR	2 893	7 126	4 373
673 FLAT-ROLLED IRON ETC.	76 040	3 759	2 428	553 PERFUMERY, COSMETICS, ETC.	2 705	9 111	5 617
676 IRON, STL. BAR, SHAPES ETC.	263 156	12 872	8 108	554 SOAP, CLEANERS, POLISH, ETC	26 148	8 407	5 245
679 TUBES, PIPES, ETC. IRON, STL	16 160	1 863	1 052	562 FERTILIZER, EXCEPT GRP272	361	164	99
681 SILVER, PLATINUM, ETC.		341	217	571 POLYMERS OF ETHYLENE	38 850	5 448	3 382
682 COPPER	602	195	126	572 POLYMERS OF STYRENE	37 834	6 669	4 205
684 ALUMINIUM	88 038	22 033	13 717	573 POLYMERS, VINYL CHLORIDE	28 193	5 133	3 155
691 METALLIC STRUCTURES NES	743	324	211	574 POLYACETAL, POLYCARBONATE	21 093	7 296	4 540
695 TOOLS	97	95	58	575 OTH.PLASTIC, PRIMARY FORM	101 904	26 396	16 438
697 HOUSEHOLD EQUIPMENT, NES	152	210	129	581 PLASTIC TUBE, PIPE, HOSE	2 489	4 994	3 105
712 STEAM TURBINES	37	127	80	582 PLASTIC PLATE, SHEETS, ETC	13 683	7 131	4 400
713 INTRNL COMBUS PSTN ENGIN	44	158	91	583 MONOFILAMENT OF PLASTICS	540	430	264
714 ENGINES, MOTORS NON-ELECT	353	41 127	25 502	591 INSECTICIDES, ETC.	3 741	6 406	3 990
716 ROTATING ELECTRIC PLANT	63	49	31	592 STARCHES, INULIN, ETC.	10 006	4 643	2 886
718 OTH. POWR. GENRTNG. MACHNRY	84	117	72	593 EXPLOSIVES, PYROTECHNICS	66	163	104
725 PAPER, PULP MILL MACHINES	181	273	162	597 PREPRD ADDITIVES, LIQUIDS	9 837	3 494	2 144
726 PRINTNG, BOOKBINDNG MACHS	89	63	39	598 MISC. CHEMICAL PRDCTS, NES	75 850	28 145	17 413
728 OTH. MACH. PTS, SPCL INDUSTR	80	122	74	600 CPL IND PLANT CHAP 69-76	302	1 877	1 156
742 PUMPS FOR LIQUIDS, PARTS	87	164	102	612 MANUFACT. LEATHER ETC. NES	46	255	154
743 PUMPS NES, CENTRIFUGS ETC	56	499	296	621 MATERIALS OF RUBBER	1 360	1 946	1 196
747 TAPS, COCKS, VALVES, ETC.	17	97	58	625 RUBBER TYRES, TUBES, ETC.	2 820	1 918	1 179
748 TRANSMISSIONS SHAFTS ETC	128	120	71	629 ARTICLES OF RUBBER, NES	4 127	7 390	4 562
749 NON-ELECT MACH. PARTS, ETC	530	446	271	634 VENEERS, PLYWOOD, ETC.	4 713	1 488	920
752 AUTOMATC. DATA PROC. EQUIP	3	392	251	635 WOOD MANUFACTURES, NES	501	530	328
764 TELECOMM. EQUIP. PARTS NES	20	748	446	641 PAPER AND PAPERBOARD	147 493	21 776	13 549
775 DOM. ELEC. NON-ELEC. EQUIPT	30	71	44	642 PAPER, PAPERBOARD, CUT ETC	10 123	4 280	2 612
776 TRANSISTORS, VALVES, ETC.	8	54	33	651 TEXTILE YARN	17 560	7 065	4 383
778 ELECTRIC. MACH. APPART. NES	1	54	34	652 COTTON FABRICS, WOVEN	896	1 856	1 157
781 PASS. MOTOR VEHCLS. EX. BUS	110	231	143	653 FABRICS, MAN-MADE FIBRES	1 272	3 230	1 980
792 AIRCRAFT, ASSOCTD. EQUIPNT		774	458	654 OTH. TEXTILE FABRIC, WOVEN	200	504	304
812 PLUMBNG, SANITRY, EQPT. ETC	242	55	34	655 KNIT.CROCHET.FABRIC NES	354	855	531
813 LIGHTNG FIXTURES ETC. NES	127	449	278	656 TULLE, LACE, EMBROIDRY. ETC	147	376	227
821 FURNITURE, CUSHIONS, ETC.	534	648	401	657 SPECIAL YARN, TXTL.FABRIC	3 179	5 488	3 402
831 TRUNK, SUIT-CASES, BAG, ETC	595	2 894	1 685	658 TEXTILE ARTICLES NES	75	549	341
841 MENS, BOYS CLOTHING, X-KNIT	5 399	14 581	9 032	659 FLOOR COVERINGS, ETC.	154	385	225
842 WOMEN, GIRL CLOTHING, XKNIT	1 548	2 964	1 821	661 LIME, CEMENT, CONSTR. MATRL	201 702	3 824	2 381
843 MENS, BOYS CLOTHING, KNIT	4 298	9 801	6 075	662 CLAY, REFRCT. CONSTR. MATRL	102 534	12 203	7 538
844 WOMEN, GIRLS CLOTHING, KNIT	1 813	5 240	3 258	663 MINERAL MANUFACTURES, NES	8 131	5 070	3 084
845 OTHR. TEXTILE APPAREL, NES	19 188	38 510	23 729	664 GLASS	2 099	1 222	757
846 CLOTHING ACCESSRS, FABRIC	54	218	139	665 GLASSWARE	1 630	2 099	1 302
848 CLOTHING, NONTXTL; HEADGEAR	432	1 323	811	666 POTTERY	451	736	462
851 FOOTWEAR	19	52	30	671 PIG IRON, SPIEGELEISN, ETC	922	175	108
874 MEASURE, CONTROL INSTRMNT	14	613	386	672 INGOTS ETC. IRON OR STEEL	3 500	107	62
884 OPTICAL GOODS NES	2	51	31	673 FLAT-ROLLED IRON ETC.	343 774	24 733	15 133
885 WATCHES AND CLOCKS	6	110	63	674 FLAT-ROLLED PLATED IRON	135 650	16 526	10 043
892 PRINTED MATTER	269	349	219	675 FLAT-ROLLED, ALLOY STEEL	52 879	14 523	9 066
893 ARTICLES, NES, OF PLASTICS	3 227	4 997	3 107	676 IRON, STL. BAR, SHAPES ETC.	76 647	5 403	3 316
896 WORKS OF ART, ANTIQUE NES	14	437	279	677 RAILWAY TRACK IRON, STEEL	1 174	846	533
897 GOLD, SILVERWARE, JEWEL NES	67	285	171	678 WIRE OF IRON OR STEEL	2 482	583	364
899 MISC MANUFCTRD GOODS NES	106	57	34	679 TUBES, PIPES, ETC. IRON, STL	64 155	12 247	7 445
EXPORTS	3 243 883	2 082 265	1 286 660	681 SILVER, PLATINUM, ETC.	29	393	241
001 LIVE ANIMALS	67 221	14 922	9 203	682 COPPER	9 338	6 516	4 082
011 BOVINE MEAT	224 176	42 823	26 437	683 NICKEL	712	1 555	962
022 MILK AND CREAM	1 988	499	324	684 ALUMINIUM	11 302	7 185	4 418
024 CHEESE AND CURD	2 253	1 103	668	691 METALLIC STRUCTURES NES	2 540	627	384
034 FISH, FRESH, CHILLED, FROZN	26 960	1 506	905	692 CONTAINERS, STORAGE, TRNSP	5 152	3 904	2 381
037 FISH ETC. PRPDR, PRSVD. NES	241	148	88	693 WIRE PRODUCTS EXCL. ELECT	3 889	1 787	1 097
048 CEREAL PREPARATIONS	1 024	530	331	694 NAILS, SCREWS, NUTS, ETC.	4 376	2 681	1 666
054 VEGETABLES	2 327	227	144	695 TOOLS	3 260	11 523	7 118
056 VEGETABLES, PRPDR, PRSVD, NES	421	84	54	696 CUTLERY	491	1 954	1 223
058 FRUIT, PRESERVED, PREPARED	255	116	71	697 HOUSEHOLD EQUIPMENT, NES	240	439	269
059 FRUIT, VEGETABLE JUICES	618	132	78	699 MANUFACTS. BASE METAL, NES	8 600	8 720	5 400
061 SUGARS, MOLASSES, HONEY	32 528	1 932	1 222	700 CPL IND PLANT (84/85/87)	18 130	32 911	20 562
062 SUGAR CONFECTIONERY	164	91	56	711 STEAM GENER. BOILERS, ETC.	16 472	21 591	12 902
071 COFFEE, COFFEE SUBSTITUTE	248	216	135	712 STEAM TURBINES	55	2 678	1 672
072 COCOA	250	51	33	713 INTRNL COMBUS PSTN ENGIN	8 563	24 388	15 153
073 CHOCOLATE, OTH. COCOA PREP	389	206	131	714 ENGINES, MOTORS NON-ELECT	427	72 261	44 685
081 ANIMAL FEED STUFF	67 454	4 176	2 502	716 ROTATING ELECTRIC PLANT	12 641	27 581	17 168
098 EDIBLE PROD. PREPRPTS, NES	5 137	4 510	2 785	718 OTH. POWR. GENRTNG. MACHNRY	865	3 425	2 111
111 NON-ALCOHOL. BEVERAGE, NES	2 548	300	189	721 AGRIC. MACHINES, EX. TRACTR	1 975	2 997	1 827
112 ALCOHOLIC BEVERAGES	864	207	133	723 CIVIL ENGINEERING EQUIPT	32 042	25 068	15 520
122 TOBACCO, MANUFACTURED	224	373	239	724 TEXTILE, LEATHER MACHINES	24 801	79 134	49 130
232 SYNTHETIC RUBBER, ETC.	19 581	2 865	1 792	725 PAPER, PULP MILL MACHINES	7 628	7 664	4 702
248 WOOD, SIMPLY WORKED	37 639	1 301	781	726 PRINTNG, BOOKBINDNG MACHS	10 413	43 771	27 269
251 PULP AND WASTE PAPER	6 977	612	378	727 FOOD-PROCESS. MCH. NON DOM	3 775	11 050	6 984
266 SYNTHETIC FIBRES	50 494	17 015	10 496	728 OTH. MACH. PTS, SPCL INDUSTR	29 909	59 018	36 322
267 OTHER MAN-MADE FIBRES	3 191	2 102	1 236	731 METAL REMOVAL WORK TOOLS	31 177	8 455	5 278
268 WOOL, OTHER ANIMAL HAIR	2 280	2 497	1 539	733 MACH-TOOLS, METAL-WORKING	12 841	12 693	7 987
269 WORN CLOTHING, TEXTL. ARTL	3 611	1 423	870	735 PARTS, NES, FOR MACH-TOOLS	574	3 037	1 852
273 STONE, SAND AND GRAVEL	23 363	380	241	737 METALWORKING MACHNRY NES	2 266	4 375	2 650
274 SULPHUR, UNRSTD. IRON PYRS	1 830	102	741	741 HEATING, COOLNG EQUIP, PART	28 173	77 992	48 115
278 OTHER CRUDE MINERALS	26 493	1 108	687	742 PUMPS FOR LIQUIDS, PARTS	8 018	30 556	18 969
282 FERROUS WASTE AND SCRAP	2 575	63	39	743 PUMPS NES, CENTRIFUGS ETC	10 273	36 102	22 406
285 ALUMINIUM ORE, CONCTR. ETC	5 917	351	211	744 MECHANICAL HANDLNG EQUIP	8 348	13 900	8 700
291 CRUDE ANIMAL MATERLS, NES	1 826	2 827	1 765	745 OTH. NONELEC MCH, TOOL, NES	8 755	40 190	24 796
292 CRUDE VEG. MATERIALS, NES	1 291	2 013	1 247	746 BALL OR ROLLER BEARINGS	2 242	5 424	3 348
293 BRIQUETTES, LIGNITE, PEAT	21 740	601	380	747 TAPS, COCKS, VALVES, ETC.	4 835	18 536	11 449
334 PETROLEUM PRODUCTS	39 987	5 155	3 282	748 TRANSMISSIONS SHAFTS ETC	4 504	19 557	12 081
395 RESIDUAL PETROL. PRODUCTS	6 125	686	417	749 NON-ELECT MACH. PARTS, ETC	3 305	12 710	7 870
411 ANIMAL OILS AND FATS	311	112	73	751 OFFICE MACHINES	1 000	3 132	1 951
			752 AUTOMATC. DATA PROC. EQUIP	880	12 936	8 009	

7 IMPORTS AND EXPORTS (SPECIAL TRADE) BY COUNTRIES OF PRODUCTION AND CONSUMPTION AND BY GROUPS OF THE SITC-REV. III 1994

GROUP DESCRIPTION	DT = 100 KG	1 000 DM	1 000 \$	GROUP DESCRIPTION	DT = 100 KG	1 000 DM	1 000 \$
759 PARTS, FOR OFFICE MACHINES	71	1 116	694	662 CLAY, REFRACT. CONSTR. MATRL	3 588	586	372
761 TELEVISION RECEIVERS ETC	344	1 493	917	663 MINERAL MANUFACTURES, NES	155	140	87
762 RADIO-BROADCAST RECEIVER	63	968	618	665 GLASSWARE	156	137	81
763 SOUND RECORDER, PHONOGRPH	44	1 038	646	666 POTTERY	94	274	161
764 TELECOMM. EQUIP. PARTS NES	9 385	114 710	70 323	673 FLAT-ROLLED IRON ETC.	2 829	216	134
771 ELECT POWER MACHNY. PARTS	5 831	7 865	4 879	674 FLAT-ROLLED PLATED IRON	495	70	41
772 ELEC. SWITCH, RELAY, CIRCUIT	11 945	74 765	45 836	679 TUBES, PIPES, ETC. IRON, STL	110	93	56
773 ELECTR. DISTRIBUT. EQPT NES	44 454	30 996	19 628	683 NICKEL	2	52	30
774 ELECTRO-MEDCL. XRAY EQUIP	1 287	18 803	11 718	684 ALUMINIUM	476	529	322
775 DOM. ELEC. NON-ELEC. EQUIPT	2 293	6 824	4 185	685 LEAD	778	143	88
776 TRANSISTORS, VALVES, ETC.	29	1 031	632	692 CONTAINERS, STORAGE, TRNSP	814	294	170
778 ELECTRIC. MACH. APPART. NES	61 220	51 975	32 083	695 TOOLS	47	242	151
781 PASS. MOTOR VEHCLS. EX. BUS	39 962	115 313	71 109	699 MANUFACTS. BASE METAL, NES	168	238	143
782 GOODS, SPCL TRANSPORT VEH	28 288	16 428	10 077	713 INTRNL COMBUS PSTN ENGIN	107	743	460
783 ROAD MOTOR VEHICLES NES	8 044	12 526	7 749	716 ROTATING ELECTRIC PLANT	76	295	185
784 PARTS, TRACTORS, MOTOR VEH	61 614	92 031	56 964	721 AGRIC. MACHINES, EX. TRACTR	738	1 091	683
785 CYCLES, MOTORCYCLES ETC.	1 256	5 109	3 167	722 TRACTORS	660	522	331
786 TRAILERS, SEMI-TRAILR, ETC	23 478	10 387	6 500	723 CIVIL ENGINEERING EQUIPT	526	1 495	950
791 RAILWAY VEHICLES, EQUIPNT	5 608	18 322	11 000	724 TEXTILE, LEATHER MACHINES	4 523	7 387	4 466
792 AIRCRAFT, ASSOCTD. EQUIPNT	115	4 975	3 115	725 PAPER, PULP MILL MACHINES	51	209	133
793 SHIP, BOAT, FLOAT, STRUCTRS	197	742	468	726 PRINTING, BOOKBINDING MACHS	88	150	91
800 CPL. IND. PLANT CHAP 90/94	566	13 321	7 870	727 FOOD-PROCESS. MCH. NON DOM	555	846	502
813 LIGHTING FIXTURES ETC. NES	979	3 931	2 415	728 OTH. MACH. PTS, SPCL INDUST	253	1 505	957
821 FURNITURE, CUSHIONS, ETC.	2 919	6 553	4 077	731 METAL REMOVAL WORK TOOLS	1 060	2 664	1 581
831 TRUNK, SUIT-CASES, BAG, ETC	23	144	88	737 METALWORKING MACHNRY NES	37	349	225
841 MENS, BOYS CLOTHING, X-KNIT	183	2 804	1 736	741 HEATING, COOLING EQUIP. PART	16	186	112
842 WOMEN, GIRL CLOTHING, X-KNIT	95	3 515	2 166	742 PUMPS FOR LIQUIDS, PARTS	116	705	422
843 MENS, BOYS CLOTHING, KNIT	9	100	61	743 PUMPS NES, CENTRIFUGS ETC	82	382	230
844 WOMEN, GIRLS CLOTHING, KNIT	9	334	203	744 MECHANICAL HANDLING EQUIP	23	122	75
845 OTHR. TEXTILE APPAREL, NES	70	1 195	747	745 OTH. NONELEC MCH. TOOL, NES	176	912	553
846 CLOTHING ACCESSRS, FABRIC	47	384	231	746 BALL OR ROLLER BEARINGS	47	179	102
848 CLOTHING, NONTXTL. HEADGEAR	54	584	372	747 TAPS, COCKS, VALVES, ETC.	86	222	141
851 FOOTWEAR	242	3 692	422	748 TRANSMISSIONS SHAFTS ETC	68	425	268
871 OPTICAL INSTRUMENTS, NES	86	3 459	2 132	749 NON-ELECT MACH. PARTS, ETC	32	159	95
872 MEDICAL INSTRUMENTS NES	1 718	22 521	13 946	751 OFFICE MACHINES	17	134	83
873 METERS, COUNTERS, NES	178	1 376	852	752 AUTOMATC. DATA PROC. EQUIP	3	89	52
874 MEASURE, CONTROL INSTRMNT	1 728	33 482	20 777	759 PARTS, FOR OFFICE MACHINS	7	83	51
881 PHOTOGRAPH APPAR. ETC. NES	207	2 341	1 425	764 TELECOMM. EQUIP. PARTS NES	11	213	125
882 PHOTO. CINEMATOGRPH. SUPPL	8 630	14 019	8 729	772 ELEC. SWITCH, RELAY, CIRCUIT	16	127	75
884 OPTICAL GOODS NES	19	2 008	1 247	773 ELECTR. DISTRIBUT. EQPT NES	71	271	173
885 WATCHES AND CLOCKS	62	460	281	774 ELECTRO-MEDCL. XRAY EQUIP	29	107	64
891 ARMS AND AMMUNITION	399	3 956	2 512	778 ELECTRIC. MACH. APPART. NES	158	382	229
892 PRINTED MATTER	2 928	7 465	4 677	781 PASS. MOTOR VEHCLS. EX. BUS	3 108	19 395	11 920
893 ARTICLES, NES, OF PLASTICS	6 995	8 334	5 219	782 GOODS, SPCL TRANSPORT VEH	183	377	225
894 BABY CARRIAGE, TOYS, GAMES	1 387	1 160	713	784 PARTS, TRACTORS, MOTOR VEH	541	1 986	1 243
895 OFFICE, STATIONERY SUPPLS	1 334	3 768	2 364	786 TRAILERS, SEMI-TRAILR, ETC	1 258	275	175
897 GOLD, SILVERWARE, JEWEL NES	37	26 570	16 322	791 RAILWAY VEHICLES, EQUIPNT	21	340	206
898 MUSICAL INSTRUMENTS, ETC.	331	1 521	941	871 OPTICAL INSTRUMENTS, NES	74	74	46
899 MISC MANUFACTRD GOODS NES	706	3 668	2 268	872 MEDICAL INSTRUMENTS NES	1 450	1 814	1 119
941 COMPL. IND. PLANT CHAP 93	598	1 649	967	874 MEASURE, CONTROL INSTRMNT	8	506	318
971 GOLD, NONMONTY EXCL. DRS	155	155	95	882 PHOTO. CINEMATOGRPH. SUPPL	113	220	134
				892 PRINTED MATTER	75	180	110
				893 ARTICLES, NES, OF PLASTICS	241	209	132
				895 OFFICE, STATIONERY SUPPLS	72	87	52
				899 MISC MANUFACTRD GOODS NES	59	462	285
SUDAN							
IMPORTS							
045 OTHER CEREALS, UNMILLED	18 457	748	463	MAURITANIA			
054 VEGETABLES	65 150	11 956	7 345	IMPORTS			
074 TEA AND MATE	3 150	451	259	4 757 878	20 990	12 929	
075 SPICES	175	59	38	281 IRON ORE, CONCENTRATES			
081 ANIMAL FEED STUFF	2 418	106	69	4 757 565	20 835	12 834	
211 HIDES, SKINS (EX. FURS), RAW	37	280	170	EXPORTS			
222 OILSEED (SFT. FIX VEG. OIL)	4 135	513	310	794 935	53 303	32 500	
263 COTTON	38 553	8 285	4 983	022 MILK AND CREAM	87 606	10 317	6 398
292 CRUDE VEG. MATERIALS, NES	54 600	17 987	11 113	041 WHEAT, MESLIN, UNMILLED	516 514	8 587	5 166
651 TEXTILE YARN	158	114	73	043 BARLEY, UNMILLED	30 630	427	261
EXPORTS							
022 MILK AND CREAM	3 792	951	594	061 SUGARS, MOLASSES, HONEY	131 600	6 408	3 691
046 MEAL, FLOUR OF WHEAT, MSLN	68 188	2 593	1 520	091 MARGARINE AND SHORTENING	1 360	299	183
058 FRUIT, PRESERVED, PREPARED	228	96	61	093 PETROLEUM PRODUCTS	237	166	104
061 SUGARS, MOLASSES, HONEY	15 453	827	498	335 RESIDUAL PETROL. PRODUCTS	3 305	512	314
098 EDIBLE PROD. PREPRTNS, NES	90	80	46	531 SYNTH. COLOURS, LAKES, ETC.	95	400	248
248 WOOD, SIMPLY WORKED	735	74	43	533 PIGMENTS, PAINTS, ETC.	149	71	46
292 CRUDE VEG. MATERIALS, NES	62	81	50	541 MEDICINES, ETC. EXC. GRP542	9	81	50
334 PETROLEUM PRODUCTS	598	117	73	582 PLASTIC PLATE, SHEETS, ETC	86	94	55
335 RESIDUAL PETROL. PRODUCTS	3 501	511	322	592 STARCHES, INULIN, ETC.	81	100	63
411 ANIMAL OILS AND FATS	192	61	36	621 MATERIALS OF RUBBER	250	314	192
511 HYDROCARBONS, NES, DERIVTS	294	49	30	629 ARTICLES OF RUBBER, NES	379	734	468
512 ALCOHOL, PHENOL, ETC. DERIV	735	64	41	635 WOOD MANUFACTURES, NES	96	77	51
513 CARBOXYLIC ACIDS, DERIVTS	185	118	75	641 PAPER AND PAPERBOARD	446	146	91
514 NITROGEN-FUNCT. COMPOUNDS	1 225	394	252	642 PAPER, PAPERBOARD, CUT ETC	996	138	84
515 ORGANIC-INORGANIC COMPNDS	58	220	129	652 COTTON FABRICS, WOVEN	575	1 447	884
522 INORGANIC CHEM. ELEMENTS	11 662	580	351	653 FABRICS, MAN-MADE FIBRES	111	111	71
523 METAL SALTS, INORGAN. ACID	2 362	198	123	657 SPECIAL YARN, TXTL. FABRIC	96	70	43
524 OTHER CHEMICAL COMPOUNDS	508	71	42	662 CLAY, REFRACT. CONSTR. MATRL	800	107	66
531 SYNTH. COLOURS, LAKES, ETC.	25	64	37	663 MINERAL MANUFACTURES, NES	7	78	46
532 DYEING, TANNING MATERIALS	500	63	40	664 GLASS	862	72	44
533 PIGMENTS, PAINTS, ETC.	327	189	118	684 ALUMINIUM	5 335	1 159	723
541 MEDICINES, ETC. EXC. GRP542	199	1 803	1 114	691 METALLIC STRUCTURES NES	361	676	398
542 MEDICAMENTS	139	1 340	818	695 TOOLS	31	244	148
551 ESSNTL. OIL, PERFUME, FLAVR	120	211	128	699 MANUFACTS. BASE METAL, NES	99	138	83
553 PERFUMERY, COSMETICS, ETC.	280	262	161	713 INTRNL COMBUS PSTN ENGIN	296	2 630	1 640
564 SOAP, CLEANERS, POLISH, ETC	2 270	884	530	716 ROTATING ELECTRIC PLANT	34	101	60
571 POLYMERS OF ETHYLENE	1 440	182	106	721 AGRIC. MACHINES, EX. TRACTR	21	80	51
575 OTH. PLASTIC, PRIMARY FORM	759	362	220	723 CIVIL ENGINEERING EQUIPT	1 209	876	554
581 PLASTIC TUBE, PIPE, HOSE	396	124	78	724 TEXTILE, LEATHER MACHINES	3	107	63
582 PLASTIC PLATE, SHEETS, ETC	155	198	120	725 PAPER, PULP MILL MACHINES	9	99	63
591 INSECTICIDES, ETC.	1 212	1 704	1 108	727 FOOD-PROCESS. MCH. NON DOM	20	84	53
592 STARCHES, INULIN, ETC.	739	108	67	728 OTH. MACH. PTS, SPCL INDUST	29	82	50
598 MISC. CHEMICAL PRODN. NES	578	145	89	731 METAL REMOVAL WORK TOOLS	28	157	95
625 RUBBER TYRES, TUBES, ETC.	188	153	91	737 METALWORKING MACHNRY NES	15	49	31
629 ARTICLES OF RUBBER, NES	62	284	178	741 HEATING, COOLING EQUIP. PART	122	374	222
641 PAPER AND PAPERBOARD	3 137	1 186	722	742 PUMPS FOR LIQUIDS, PARTS	675	2 670	1 630
642 PAPER, PAPERBOARD, CUT ETC	4 160	1 473	913	743 PUMPS NES, CENTRIFUGS ETC	14	159	95
653 FABRICS, MAN-MADE FIBRES	38	161	103	744 MECHANICAL HANDLING EQUIP	154	479	303
657 SPECIAL YARN, TXTL. FABRIC	26	109	66	746 BALL OR ROLLER BEARINGS	14	69	40
				748 TRANSMISSIONS SHAFTS ETC	90	552	354
				749 NON-ELECT MACH. PARTS, ETC	20	136	86

7 IMPORTS AND EXPORTS (SPECIAL TRADE) BY COUNTRIES OF PRODUCTION AND CONSUMPTION AND BY GROUPS OF THE SITC-REV. III 1994

GROUP DESCRIPTION	DT = 100 KG	1 000 DM	1 000 \$	GROUP DESCRIPTION	DT = 100 KG	1 000 DM	1 000 \$
751 OFFICE MACHINES	10	54	34	723 CIVIL ENGINEERING EQUIP	48	503	307
752 AUTOMATC.DATA PROC.EQUIP	9	177	106	724 TEXTILE,LEATHER MACHINES	9	101	61
764 TELECOMM.EQUIP.PARTS NES	1	85	54	728 OTH.MACH,PTS,SPCL INDUST	31	102	64
771 ELECT POWER MACHNY.PARTS	72	165	98	735 PARTS,NES,FOR MACH-TOOLS	8	101	59
772 ELEC.SWITCH.RELAY.CIRCUIT	8	92	56	742 PUMPS FOR LIQUIDS,PARTS	5	50	31
775 DOM.ELEC,NON-ELEC.EQUIP	70	143	83	743 PUMPS NES,CENTRIFUGS ETC	110	180	111
776 TRANSISTORS,VALVES,ETC.	18	84	49	744 MECHANICAL HANDLNG EQUIP	92	157	92
778 ELECTRIC.MACH.APPART.NES	779	557	337	745 OTH.NONELEC MCH,TOOL,NES	8	114	69
781 PASS.MOTOR VEHCLS.EX.BUS	511	972	592	749 NON-ELECT MACH.PARTS,ETC	26	75	43
782 GOODS,SPCL TRANSPORT VEH	1 652	3 487	2 136	751 OFFICE MACHINES	37	148	91
784 PARTS,TRACTORS,MOTOR VEH	525	1 288	797	752 AUTOMATC.DATA PROC.EQUIP	8	119	75
786 TRAILERS,SEMI-TRAILR,ETC	316	213	129	759 PARTS,FOR OFFICE MACHINS	1	55	33
791 RAILWAY VEHICLES.EQUIPNT	47	614	379	764 TELECOMM.EQUIP.PARTS NES	3	218	131
793 SHIP,BOAT,FLOAT.STRUCTRS	279	135	80	778 ELECTRIC.MACH.APPART.NES	1	52	31
813 LIGHTNG FIXTURES ETC.NES	47	95	56	781 PASS.MOTOR VEHCLS.EX.BUS	601	2 440	1 487
821 FURNITURE,CUSHIONS,ETC.	89	174	105	782 GOODS,SPCL TRANSPORT VEH	515	561	339
874 MEASURE,CONTROL INSTRMNT	7	160	98	783 ROAD MOTOR VEHICLES NES	209	174	107
892 PRINTED MATTER	146	1 736	1 097	784 PARTS,TRACTORS,MOTOR VEH	71	95	57
				786 TRAILERS,SEMI-TRAILR,ETC	95	53	32
				872 MEDICAL INSTRUMENTS NES	106	298	187
				874 MEASURE,CONTROL INSTRMNT	4	112	67
				896 WORKS OF ART,ANTIQUE ETC	2	124	80
				898 MUSICAL INSTRUMENTS,ETC.	13	72	43
MALI							
IMPORTS	25 021	6 866	4 219	NIGER			
263 COTTON	24 684	5 650	3 460				
667 PEARLS,PRECIOUS STONES	.	.	.	IMPORTS	853	857	531
842 WOMEN,GIRL CLOTHNG,XKNIT	36	475	292				
EXPORTS	165 283	23 706	14 466	037 FISH ETC.PREPD,PRSDV.NES	145	67	39
022 MILK AND CREAM	1 412	578	367	292 CRUDE VEG.MATERIALS, NES	425	203	123
037 FISH ETC.PREPD,PRSDV.NES	1 461	753	451	897 GOLD,SILVERWARE,JEWL NES	2	73	46
041 WHEAT, MESLIN, UNMILLED	38 000	793	504				
061 SUGARS,MOLASSES,HONEY	97 882	7 947	4 799	EXPORTS	43 652	15 835	9 633
121 TOBACCO, UNMANUFACTURED	583	104	67				
395 RESIDUAL PETROL PRODUCTS	1 374	189	118	022 MILK AND CREAM	450	59	36
522 INORGANIC CHEM.ELEMENTS	5 400	173	105	037 FISH ETC.PREPD,PRSDV.NES	812	424	270
523 METAL.SALTS,INORGAN.ACID	5 046	345	210	046 MEAL,FLOUR OF WHEAT,MSLN	5 954	147	93
531 SYNTH.COLOURS,LAKES,ETC.	32	145	85	061 SUGARS,MOLASSES,HONEY	6 020	395	217
532 DYEING,TANNING MATERIALS	380	51	30	272 FERTILIZERS, CRUDE	3 200	117	76
541 MEDICINES,ETC.EXC.GRP542	14	219	137	421 FIXED VEG.FAT,OILS, SOFT	3 846	568	357
574 POLYACETAL,POLYCARBONATE	56	138	90	522 INORGANIC CHEM.ELEMENTS	7 300	282	158
591 INSECTICIDES, ETC.	28	66	42	523 METAL.SALTS,INORGAN.ACID	5 106	150	92
598 MISC.CHEMICAL PRODTS.NES	1 954	208	123	531 SYNTH.COLOURS,LAKES,ETC.	71	230	177
625 RUBBER TYRES,TUBES,ETC.	588	240	148	554 SOAP,CLEANERS,POLISH,ETC	117	49	30
629 ARTICLES OF RUBBER, NES	22	114	67	575 OTH.PLASTIC,PRIMARY FORM	92	62	38
641 PAPER AND PAPERBOARD	743	148	94	582 PLASTIC PLATE,SHEETS,ETC	29	57	37
642 PAPER,PAPERBOARD,CUT ETC	85	52	31	591 INSECTICIDES, ETC.	34	71	42
652 COTTON FABRICS,WOVEN	514	2 122	1 274	598 MISC.CHEMICAL PRODTS.NES	513	293	187
653 FABRICS,MAN-MADE FIBRES	351	283	178	625 RUBBER TYRES,TUBES,ETC.	713	82	51
664 GLASS	936	74	48	642 PAPER,PAPERBOARD,CUT ETC	811	169	100
665 GLASSWARE	8	148	93	652 COTTON FABRICS,WOVEN	405	681	411
667 PEARLS,PRECIOUS STONES	.	.	.	653 FABRICS,MAN-MADE FIBRES	721	315	194
695 TOOLS	55	63	42	678 WIRE OF IRON OR STEEL	635	115	68
713 INTRNL COMBUS PSTN ENGIN	42	1 388	863	699 MANUFACTS.BASE METAL,NES	610	260	159
716 ROTATING ELECTRIC PLANT	157	272	159	716 ROTATING ELECTRIC PLANT	131	282	173
723 CIVIL ENGINEERING EQUIP	390	523	328	726 PRINTNG,BOOKBINDNG MACHS	10	49	32
726 PRINTNG,BOOKBINDNG MACHS	227	1 004	580	741 HEATING,COOLNG EQUIP,PART	21	136	86
727 FOOD-PROCESS.MCH.NON DOM	13	166	103	742 PUMPS FOR LIQUIDS,PARTS	136	399	248
728 OTH.MACH,PTS,SPCL INDUST	7	82	52	743 PUMPS NES,CENTRIFUGS ETC	7	83	52
733 MACH-TOOLS,METAL-WORKING	19	50	32	745 OTH.NONELEC MCH,TOOL,NES	3	97	61
735 PARTS,NES,FOR MACH-TOOLS	5	88	57	751 OFFICE MACHINES	64	411	252
743 PUMPS NES,CENTRIFUGS ETC	192	315	197	752 AUTOMATC.DATA PROC.EQUIP	36	772	469
745 OTH.NONELEC MCH,TOOL,NES	6	92	55	759 PARTS,FOR OFFICE MACHINS	5	101	61
749 NON-ELECT MACH.PARTS,ETC	21	76	44	763 SOUND RECORDER,PHONOGRPH	4	209	132
752 AUTOMATC.DATA PROC.EQUIP	99	99	63	764 TELECOMM.EQUIP.PARTS NES	21	679	395
771 ELECT POWER MACHNY.PARTS	41	118	75	771 ELECT POWER MACHNY.PARTS	41	77	47
772 ELEC.SWITCH.RELAY.CIRCUIT	25	167	104	772 ELEC.SWITCH.RELAY.CIRCUIT	23	219	134
781 PASS.MOTOR VEHCLS.EX.BUS	615	629	399	773 ELECTR DISTRIBT.EQPT NES	70	184	110
782 GOODS,SPCL TRANSPORT VEH	1 342	322	202	776 TRANSISTORS,VALVES,ETC.	1	79	51
784 PARTS,TRACTORS,MOTOR VEH	489	587	361	778 ELECTRIC.MACH.APPART.NES	53	158	102
786 TRAILERS,SEMI-TRAILR,ETC	598	189	120	781 PASS.MOTOR VEHCLS.EX.BUS	2 482	576	351
872 MEDICAL INSTRUMENTS NES	68	96	59	784 PARTS,TRACTORS,MOTOR VEH	536	2 093	1 284
874 MEASURE,CONTROL INSTRMNT	26	381	232	792 AIRCRAFT,ASSOCTD.EQUIPNT		75	48
882 PHOTO.CINEMATOGRPH.SUPPL	128	61	37	813 LIGHTNG FIXTURES ETC.NES	7	58	37
893 ARTICLES,NES,OF PLASTICS	102	48	30	821 FURNITURE,CUSHIONS,ETC.	256	493	290
				872 MEDICAL INSTRUMENTS NES	27	188	117
				873 METERS,COUNTERS,NES	23	63	41
				874 MEASURE,CONTROL INSTRMNT	3	142	87
				881 PHOTOGRAPH APPAR,ETC.NES	5	50	30
				882 PHOTO.CINEMATOGRPH.SUPPL	96	176	108
				885 WATCHES AND CLOCKS		128	73
				898 MUSICAL INSTRUMENTS,ETC.	10	223	138
BURKINA FASO				CHAD			
IMPORTS	4 254	1 491	933	IMPORTS	89 187	23 717	14 693
057 FRUIT,NUTS EXCL.OIL NUTS	675	207	127	071 COFFEE,COFFEE SUBSTITUTE	144	72	46
263 COTTON	3 104	736	465	263 COTTON	85 103	21 216	13 199
896 WORKS OF ART,ANTIQUE ETC	7	51	33	292 CRUDE VEG.MATERIALS, NES	3 901	2 376	1 416
899 MISC MANUFCTRD GOODS NES	121	181	115	EXPORTS	4 803	2 841	1 760
EXPORTS	38 193	14 053	8 677				
022 MILK AND CREAM	2 148	495	312	112 ALCOHOLIC BEVERAGES	3 107	483	309
098 EDIBLE PROD.PREPRNTS,NES	198	84	52	582 PLASTIC PLATE,SHEETS,ETC	100	84	53
292 CRUDE VEG.MATERIALS, NES	71	119	74	716 ROTATING ELECTRIC PLANT	18	87	52
421 FIXED VEG.FAT,OILS, SOFT	12 293	1 878	1 221	726 PRINTNG,BOOKBINDNG MACHS	27	194	123
522 INORGANIC CHEM.ELEMENTS	13 650	665	415	744 MECHANICAL HANDLNG EQUIP	17	66	39
541 MEDICINES,ETC.EXC.GRP542	91	375	240	745 OTH.NONELEC MCH,TOOL,NES	4	118	73
542 MEDICAMENTS	52	71	45	748 TRANSMISSIONS SHAFTS ETC	40	108	70
551 ESSNTL.OIL,PERFUME,FLAVR	12	60	34	749 NON-ELECT MACH.PARTS,ETC	16	54	34
554 SOAP,CLEANERS,POLISH,ETC	339	119	73	752 AUTOMATC.DATA PROC.EQUIP	11	180	112
574 POLYACETAL,POLYCARBONATE	18	56	37	781 PASS.MOTOR VEHCLS.EX.BUS	35	56	34
582 PLASTIC PLATE,SHEETS,ETC	269	224	137	782 GOODS,SPCL TRANSPORT VEH	134	190	119
591 INSECTICIDES, ETC.	234	410	240	784 PARTS,TRACTORS,MOTOR VEH	30	176	112
598 MISC.CHEMICAL PRODTS.NES	263	91	57	821 FURNITURE,CUSHIONS,ETC.	18	57	36
625 RUBBER TYRES,TUBES,ETC.	351	53	30	874 MEASURE,CONTROL INSTRMNT	1	127	76
629 ARTICLES OF RUBBER, NES	51	158	97				
652 COTTON FABRICS,WOVEN	171	336	216				
653 FABRICS,MAN-MADE FIBRES	521	491	318				
657 SPECIAL YARN,TXTL.FABRIC	288	412	249				
674 FLAT-ROLLED PLATED IRON	434	101	59				
679 TUBES,PIPES,ETC.IRON,STL	1 348	239	147				
695 TOOLS	26	111	66				

7 IMPORTS AND EXPORTS (SPECIAL TRADE) BY COUNTRIES OF PRODUCTION AND CONSUMPTION AND BY GROUPS OF THE SITC-REV. III 1994

GROUP DESCRIPTION	DT = 100 KG	1 000 DM	1 000 \$	GROUP DESCRIPTION	DT = 100 KG	1 000 DM	1 000 \$
CAPE VERDE				711 STEAM GENER. BOILERS, ETC.			
IMPORTS	991	224	143	713 INTRNL COMBUS PSTN ENGIN	686	1 300	795
057 FRUIT, NUTS EXCL. OIL NUTS	981	161	102	721 AGRIC. MACHINES, EX. TRACTR	238	239	150
EXPORTS	28 690	9 768	6 023	722 TRACTORS	106	126	81
022 MILK AND CREAM	413	73	46	723 CIVIL ENGINEERING EQUIPT	465	659	406
081 ANIMAL FEED STUFF	2 340	169	106	724 TEXTILE, LEATHER MACHINES	33	446	283
111 NON-ALCOHOL. BEVERAGE, NES	443	58	36	725 PAPER, PULP MILL MACHINES	69	66	40
112 ALCOHOLIC BEVERAGES	422	72	45	726 PRINTNG, BOOKBINDNG MACHS	24	160	37
421 FIXED VEG. FAT, OILS, SOFT	2 622	383	231	728 OTH. MACH, PTS, SPCL INDUST	359	805	492
541 MEDICINES, ETC. EXC. GRP542	13	86	55	731 METAL REMOVAL WORK TOOLS	125	184	118
581 PLASTIC TUBE, PIPE, HOSE	1 101	413	244	737 METALWORKING MACHNRY NES	17	67	43
679 TUBES, PIPES, ETC. IRON, STL	1 065	712	418	741 HEATNG, COOLNG EQUIP, PART	243	784	495
691 METALLIC STRUCTURES NES	123	64	38	742 PUMPS FOR LIQUIDS, PARTS	543	2 622	1 621
711 STEAM GENER. BOILERS, ETC.	82	72	46	743 PUMPS NES, CENTRIFUGS ETC	95	272	164
712 STEAM TURBINES	6	119	76	744 MECHANICAL HANDLNG EQUIP	68	258	161
713 INTRNL COMBUS PSTN ENGIN	45	308	192	745 OTH. NONELEC MCH, TOOL, NES	64	756	461
716 ROTATING ELECTRIC PLANT	228	569	347	747 TAPS, COCKS, VALVES, ETC.	81	102	64
727 FOOD-PROCESS. MCH. NON DOM	22	108	67	748 TRANSMISSIONS SHAFTS ETC	30	127	75
741 HEATNG, COOLNG EQUIP, PART	79	175	109	749 NON-ELECT MACH, PARTS, ETC	34	197	117
742 PUMPS FOR LIQUIDS, PARTS	126	529	320	751 OFFICE MACHINES	34	122	77
743 PUMPS NES, CENTRIFUGS ETC	41	156	95	752 AUTOMATC. DATA PROC. EQUIP	5	110	66
744 MECHANICAL HANDLNG EQUIP	126	330	202	759 PARTS, FOR OFFICE MACHINS	5	77	44
745 OTH. NONELEC MCH, TOOL, NES	55	241	151	772 ELEC. SWITCH, RELAY, CIRCUT	33	65	38
747 TAPS, COCKS, VALVES, ETC.	78	232	141	775 DOM. ELEC, NON-ELEC. EQUIPT	583	324	207
749 NON-ELECT MACH. PARTS, ETC	16	58	36	778 ELECTRIC. MACH. APPART. NES	181	321	183
752 AUTOMATC. DATA PROC. EQUIP	3	53	33	781 PASS. MOTOR VEHCLS. EX. BUS	505	950	588
778 ELECTRIC. MACH. APPART. NES	210	178	110	783 ROAD MOTOR VEHICLES NES	63	118	68
781 PASS. MOTOR VEHCLS. EX. BUS	30	91	57	784 PARTS, TRACTORS, MOTOR VEH	383	510	315
782 GOODS, SPCL TRANSPORT VEH	338	711	440	791 RAILWAY VEHICLES. EQUIPNT	1 316	2 051	1 177
784 PARTS, TRACTORS, MOTOR VEH	111	215	137	792 AIRCRAFT, ASSOCTD. EQUIPNT	36	120	79
793 SHIP, BOAT, FLOAT. STRUCTRS	16 000	1 900	1 208	793 SHIP, BOAT, FLOAT. STRUCTRS	285	227	145
813 LIGHTING FIXTURES ETC. NES	47	85	50	871 OPTICAL INSTRUMENTS, NES	36	49	31
821 FURNITURE, CUSHIONS, ETC.	13	62	37	873 METERS, COUNTERS, NES	208	341	210
874 MEASURE, CONTROL INSTRMNT	6	74	46	874 MEASURE, CONTROL INSTRMNT	41	645	387
892 PRINTED MATTER	16	57	36	882 PHOTO. CINEMATOGRPH. SUPPL	28	75	47
				893 ARTICLES, NES, OF PLASTICS	59	59	36
				895 OFFICE, STATIONERY SUPPLS	26	71	45
				898 MUSICAL INSTRUMENTS, ETC.	17	55	33
SENEGAL				GAMBIA			
IMPORTS	106 317	28 688	17 667	IMPORTS	12 900	2 022	1 256
001 LIVE ANIMALS	15	141	87	034 FISH, FRESH, CHILLED, FROZN	190	144	88
034 FISH, FRESH, CHILLED, FROZN	6 323	5 805	3 568	036 CRUSTACEANS, MOLLUSCS ETC	296	334	211
036 CRUSTACEANS, MOLLUSCS ETC	2 433	1 804	1 120	067 FRUIT, NUTS EXCL. OIL NUTS	246	69	44
037 FISH ETC. PREPD, PRSVD. NES	11 124	5 555	3 403	071 COFFEE, COFFEE SUBSTITUTE	197	70	45
054 VEGETABLES	3 295	1 035	616	263 COTTON	1 541	442	291
057 FRUIT, NUTS EXCL. OIL NUTS	880	207	120	334 PETROLEUM PRODUCTS	10 001	473	290
222 OILSEED(SFT. FIX VEG. OIL)	18 374	2 824	1 750	689 MISC. NON-FERR. BASE METAL	10	74	44
263 COTTON	1 400	307	188	898 MUSICAL INSTRUMENTS, ETC.	41	60	37
292 CRUDE VEG. MATERIALS, NES	717	458	277				
421 FIXED VEG. FAT, OILS, SOFT	58 516	9 690	6 008	EXPORTS	67 743	21 792	13 199
522 INORGANIC CHEM. ELEMENTS	2 487	72	46	022 MILK AND CREAM	7 450	850	526
726 PRINTNG, BOOKBINDNG MACHS	13	91	59	061 SUGARS, MOLASSES, HONEY	25 375	1 242	754
742 PUMPS FOR LIQUIDS, PARTS	11	80	46	091 MARGARINE AND SHORTENING	271	58	35
792 AIRCRAFT, ASSOCTD. EQUIPNT	2	122	73	098 EDIBLE PROD. PREPRPTS, NES	584	320	200
898 MUSICAL INSTRUMENTS, ETC.	78	69	42	112 ALCOHOLIC BEVERAGES	3 463	491	299
EXPORTS	135 571	35 773	22 042	269 WORN CLOTHING, TEXTL. ARTL	640	174	107
022 MILK AND CREAM	2 482	533	335	335 RESIDUAL PETROL. PRODUCTS	540	57	35
037 FISH ETC. PREPD, PRSVD. NES	649	342	206	421 FIXED VEG. FAT, OILS, SOFT	2 624	405	237
041 WHEAT, MESLIN, UNMILLED	55 000	799	491	431 ANIMAL, VEG. FATS, OILS, NES	10 533	608	357
061 SUGARS, MOLASSES, HONEY	1 919	103	61	531 SYNTH. COLOURS, LAKES, ETC.	240	820	494
098 EDIBLE PROD. PREPRPTS, NES	1 438	485	302	533 PIGMENTS, PAINTS, ETC.	82	118	71
122 TOBACCO, MANUFACTURED	2 483	3 426	2 124	542 MEDICAMENTS	5	188	111
232 SYNTHETIC RUBBER, ETC.	140	70	41	642 PAPER, PAPERBOARD, CUT ETC	144	60	38
269 WORN CLOTHING, TEXTL. ARTL	961	92	58	652 COTTON FABRICS, WOVEN	47	116	69
334 PETROLEUM PRODUCTS	124	91	55	653 FABRICS, MAN-MADE FIBRES	288	245	154
335 RESIDUAL PETROL. PRODUCTS	10 592	1 179	729	664 GLASS	1 927	171	103
421 FIXED VEG. FAT, OILS, SOFT	21 048	2 030	1 291	679 TUBES, PIPES, ETC. IRON, STL	167	118	74
431 ANIMAL, VEG. FATS, OILS, NES	1 643	236	142	727 FOOD-PROCESS. MCH. NON DOM	28	56	35
511 HYDROCARBONS, NES, DERIVTS	505	63	40	728 OTH. MACH, PTS, SPCL INDUST	25	103	65
512 ALCOHOL, PHENOL, ETC. DERIV	940	307	190	741 HEATNG, COOLNG EQUIP, PART	143	318	189
513 CARBOXYLIC ACIDS, DERIVTS	331	131	83	742 PUMPS FOR LIQUIDS, PARTS	719	2 389	1 461
522 INORGANIC CHEM. ELEMENTS	1 495	121	78	752 AUTOMATC. DATA PROC. EQUIP	2	64	41
523 METAL, SALTS, INORGAN. ACID	2 980	174	106	764 TELECOMM. EQUIP. PARTS NES	30	576	353
531 SYNTH. COLOURS, LAKES, ETC.	253	780	466	775 DOM. ELEC, NON-ELEC. EQUIPT	77	51	32
533 PIGMENTS, PAINTS, ETC.	71	56	36	778 ELECTRIC. MACH. APPART. NES	433	304	187
541 MEDICINES, ETC. EXC. GRP542	8	108	67	781 PASS. MOTOR VEHCLS. EX. BUS	1 283	1 041	631
551 ESSNTL. OIL, PERFUME, FLAVR	108	277	177	782 GOODS, SPCL TRANSPORT VEH	3 211	1 032	607
554 SOAP, CLEANERS, POLISH, ETC	601	259	159	783 ROAD MOTOR VEHICLES NES	567	152	95
571 POLYMERS OF ETHYLENE	1 478	282	177	784 PARTS, TRACTORS, MOTOR VEH	2 703	5 867	3 538
572 POLYMERS OF STYRENE	3 288	543	341	813 LIGHTING FIXTURES ETC. NES	6	121	71
575 OTH. PLASTIC, PRIMARY FORM	1 408	293	183	845 OTHR. TEXTILE APPAREL, NES	69	89	51
583 MONOFILAMENT OF PLASTICS	132	112	72	874 MEASURE, CONTROL INSTRMNT	1	131	77
591 INSECTICIDES, ETC.	136	282	176	892 PRINTED MATTER	71	223	132
592 STARCHES, INULIN, ETC.	224	177	106	899 MISC MANUFCTRD GOODS NES	58	262	153
598 MISC. CHEMICAL PRODS. NES	1 891	801	503				
621 MATERIALS OF RUBBER	162	77	47	GUIN BISSAU			
625 RUBBER TYRES, TUBES, ETC.	3 537	733	462	IMPORTS	3	19	11
629 ARTICLES OF RUBBER, NES	48	90	55	EXPORTS	9 891	3 789	2 341
641 PAPER AND PAPERBOARD	1 186	161	102	022 MILK AND CREAM	1 007	177	104
642 PAPER, PAPERBOARD, CUT ETC	746	280	169	061 SUGARS, MOLASSES, HONEY	5 052	228	132
651 TEXTILE YARN	240	140	87	269 WORN CLOTHING, TEXTL. ARTL	238	53	34
652 COTTON FABRICS, WOVEN	228	739	443				
653 FABRICS, MAN-MADE FIBRES	575	751	473				
655 KNIT. CROCHET. FABRIC NES	156	85	53				
657 SPECIAL YARN, TXTL. FABRIC	867	392	237				
662 CLAY, REFRCT. CONSTR. MATRL	1 647	199	127				
664 GLASS	589	58	36				
665 GLASSWARE	475	123	81				
675 FLAT-ROLLED, ALLOY STEEL	718	79	53				
684 ALUMINIUM	177	129	79				
692 CONTAINERS, STORAGE, TRNSP	450	213	136				
699 MANUFACTS. BASE METAL, NES	449	182	110				

7 IMPORTS AND EXPORTS (SPECIAL TRADE) BY COUNTRIES OF PRODUCTION AND CONSUMPTION AND BY GROUPS OF THE SITC-REV. III 1994

GROUP DESCRIPTION	DT = 100 KG	1 000 DM	1 000 \$	GROUP DESCRIPTION	DT = 100 KG	1 000 DM	1 000 \$
581 PLASTIC TUBE,PIPE,HOSE	287	70	44	072 COCOA	2 683	535	318
591 INSECTICIDES, ETC.	28	105	60	121 TOBACCO, UNMANUFACTURED	192	104	67
598 MISC.CHEMICAL PRODS.NES	88	177	112	248 WOOD, SIMPLY WORKED	1 080	60	36
679 TUBES,PIPES,ETC. IRON, STL	131	50	30	277 NATURAL ABRASIVES, NES		257	160
716 ROTATING ELECTRIC PLANT	19	56	34	285 ALUMINIUM ORE, CONCTR.ETC	3 667 104	21 372	13 232
741 HEATNG,COOLNG EQUIP,PART	33	111	71	287 ORE,CONCENTR.BASE METALS	25 366	1 849	1 135
742 PUMPS FOR LIQUIDS,PARTS	319	901	563	292 CRUDE VEG.MATERIALS, NES	2 470	429	266
743 PUMPS NES,CENTRIFUGS ETC	35	181	105	781 PASS.MOTOR VEHCLS.EX.BUS	28	65	39
752 AUTOMATC.DATA PROC.EQUIP	2	53	32				
778 ELECTRIC.MACH.APPART.NES	197	119	73	EXPORTS	73 910	18 358	11 342
781 PASS.MOTOR VEHCLS.EX.BUS	82	270	168				
782 GOODS,SPCL TRANSPORT VEH	88	48	31	022 MILK AND CREAM	671	98	61
784 PARTS,TRACTORS,MOTOR VEH	85	244	150	046 MEAL, FLOUR OF WHEAT,MSLN	3 191	124	76
				048 CEREAL PREPARATIONS	73	57	36
GUINEA				061 SUGARS,MOLASSES,HONEY	17 956	912	565
IMPORTS	10 135 838	73 798	45 381	091 MARGARINE AND SHORTENING	1 457	213	129
034 FISH,FRESH,CHILLED,FROZN	127	239	142	112 ALCOHOLIC BEVERAGES	3 941	459	286
057 FRUIT,NUTS EXCL.OIL NUTS	148	98	58	269 WORN CLOTHING,TEXTL.ARTL	4 318	930	578
071 COFFEE,COFFEE SUBSTITUTE	4 842	2 316	1 501	278 OTHER CRUDE MINERALS	11 564	299	188
072 COCOA	369	75	46	334 PETROLEUM PRODUCTS	1 301	146	90
231 NATURAL RUBBER, ETC.	416	56	33	395 RESIDUAL PETROL.PRODUCTS	1 599	173	107
247 WOOD ROUGH,ROUGH SQUARED	17 388	1 376	867	421 FIXED VEG.FAT,OILS, SOFT	7 788	1 096	680
263 COTTON	5 569	1 225	773	523 METAL.SALTS, INDRGAN.ACID	2 241	62	39
285 ALUMINIUM ORE, CONCTR.ETC	10 096 166	63 429	38 966	531 SYNTH.COLOURS, LAKES, ETC.	20	51	30
422 FIXED VEG.FAT,OILS,OTHER	9 500	452	278	533 PIGMENTS, PAINTS, ETC.	62	81	51
431 ANIMAL,VEG.FATS,OILS,NES	246	124	72	541 MEDICINES, ETC. EXC.GRPS42	23	125	78
716 ROTATING ELECTRIC PLANT	500	3 686	2 196	542 MEDICAMENTS	37	71	46
EXPORTS	291 258	45 641	28 106	551 ESSNTL.OIL,PERFUME,FLAVR	59	125	78
022 MILK AND CREAM	11 339	1 874	1 138	582 PLASTIC PLATE, SHEETS,ETC	140	200	130
046 MEAL, FLOUR OF WHEAT,MSLN	1 985	60	39	625 RUBBER TYRES, TUBES, ETC.	185	132	79
061 SUGARS, MOLASSES, HONEY	34 220	1 743	1 073	641 PAPER AND PAPERBOARD	1 201	555	357
062 SUGAR CONFECTIONERY	112	67	44	642 PAPER,PAPERBOARD,CUT ETC	154	113	71
091 MARGARINE AND SHORTENING	2 497	440	273	679 TUBES,PIPES,ETC. IRON, STL	47	75	47
111 NON-ALCOHOL.BEVERAGE,NES	4 144	403	253	695 TOOLS	56	134	81
112 ALCOHOLIC BEVERAGES	34 710	4 957	3 061	700 CPL IND PLANT (84/85/87)	13	142	82
122 TOBACCO, MANUFACTURED	615	698	420	713 INTRNL COMBUS PSTN ENGIN	41	123	68
269 WORN CLOTHING,TEXTL.ARTL	9 976	2 471	1 544	716 ROTATING ELECTRIC PLANT	20	61	38
292 CRUDE VEG.MATERIALS, NES	12	60	37	723 CIVIL ENGINEERING EQUIPT	720	954	583
334 PETROLEUM PRODUCTS	568	101	63	726 PRINTNG,BOOKBINDNG MACHS	10	74	42
421 FIXED VEG.FAT,OILS, SOFT	13 715	1 887	1 150	727 FOOD-PROCESS.MCH.NON DOM	26	124	78
522 INORGANIC CHEM.ELEMENTS	151 671	1 258	802	741 HEATNG,COOLNG EQUIP,PART	42	177	107
523 METAL.SALTS, INDRGAN.ACID	1 070	87	40	742 PUMPS FOR LIQUIDS,PARTS	226	553	345
531 SYNTH.COLOURS, LAKES, ETC.	68	261	151	743 PUMPS NES,CENTRIFUGS ETC	303	493	307
541 MEDICINES, ETC. EXC.GRPS42	2	47	30	745 OTH.NONELEC MCH,TOOL,NES	20	158	100
542 MEDICAMENTS	1 345	4 630	2 955	748 TRANSMISSIONS SHAFTS ETC	19	101	61
554 SOAP,CLEANERS,POLISH,ETC	83	49	30	752 AUTOMATC.DATA PROC.EQUIP	5	55	34
581 PLASTIC TUBE,PIPE,HOSE	121	134	84	764 TELECOMM.EQUIP,PARTS NES	9	67	42
591 INSECTICIDES, ETC.	85	305	179	771 ELECT POWER MACHNY.PARTS	91	63	41
592 STARCHES, INULIN, ETC.	517	140	84	772 ELEC.SWITCH.RELAY.CIRCUIT	7	58	36
597 PREPRD ADDITIVES,LIQUIDS	185	56	35	774 ELECTRO-MEDCL,XRAY EQUIP	7	119	72
598 MISC.CHEMICAL PRODS.NES	187	112	73	782 ELECTRIC.MACH.APPART.NES	1 029	561	344
625 RUBBER TYRES, TUBES, ETC.	762	154	98	781 PASS.MOTOR VEHCLS.EX.BUS	1 221	864	542
629 ARTICLES OF RUBBER, NES	15	51	32	782 GOODS,SPCL TRANSPORT VEH	3 540	463	296
641 PAPER AND PAPERBOARD	2 603	171	111	783 ROAD MOTOR VEHICLES NES	552	119	76
653 FABRICS,MAN-MADE FIBRES	92	65	39	784 PARTS,TRACTORS,MOTOR VEH	908	3 496	2 147
664 GLASS	590	48	30	786 TRAILERS,SEMI-TRAILR,ETC	112	57	35
691 METALLIC STRUCTURES NES	830	689	445	793 SHIP,BOAT,FLOAT.STRUCTRS	2 760	620	365
694 NAILS,SCREWS,NUTS,ETC.	54	198	127	842 WOMEN,GIRL CLOTHING,XKNIT	2	57	36
695 TOOLS	65	209	127	872 MEDICAL INSTRUMENTS NES	147	196	126
699 MANUFACTS.BASE METAL,NES	46	120	74	874 MEASURE,CONTROL INSTRMNT	2	73	42
713 INTRNL COMBUS PSTN ENGIN	377	722	456	882 PHOTO.CINEMATOGRPH.SUPPL	176	248	157
716 ROTATING ELECTRIC PLANT	127	276	170	892 PRINTED MATTER	87	60	37
723 CIVIL ENGINEERING EQUIPT	3 459	5 045	2 954	899 MISC MANUFCTRD GOODS NES	91	73	46
725 PAPER,PULP MILL MACHINES	4	75	49				
726 PRINTNG,BOOKBINDNG MACHS	10	98	57	LIBERIA			
727 FOOD-PROCESS.MCH.NON DOM	117	298	178	IMPORTS	125 547	4 244	2 693
728 OTH.MACH,PTS,SPCL INDUST	27	106	65	072 COCOA	645	128	75
741 HEATNG,COOLNG EQUIP,PART	72	321	205	231 NATURAL RUBBER, ETC.	5 093	472	307
742 PUMPS FOR LIQUIDS,PARTS	389	1 037	631	277 NATURAL ABRASIVES, NES		209	131
743 PUMPS NES,CENTRIFUGS ETC	214	129	82	288 NON-FERROUS WASTE,SCRAP	457	87	53
744 MECHANICAL HANDLNG EQUIP	807	1 590	944	793 SHIP,BOAT,FLOAT.STRUCTRS	119 044	3 302	2 101
745 OTH.NONELEC MCH,TOOL,NES	61	494	303				
748 TRANSMISSIONS SHAFTS ETC	56	327	190	EXPORTS	602 976	318 897	199 588
749 NON-ELECT MACH.PARTS,ETC	21	96	59	011 BOVINE MEAT	2 430	420	260
752 AUTOMATC.DATA PROC.EQUIP	9	89	54	012 OTHER MEAT, MEAT OFFAL	705	108	65
764 TELECOMM.EQUIP.PARTS NES	35	249	162	022 MILK AND CREAM	1 343	152	96
772 ELEC.SWITCH.RELAY.CIRCUIT	28	302	191	046 MEAL, FLOUR OF WHEAT,MSLN	62 918	2 152	1 331
773 ELECTR DISTRIB.EQPT NES	736	833	537	061 SUGARS,MOLASSES,HONEY	34 851	1 966	1 202
774 ELECTRO-MEDCL,XRAY EQUIP	35	83	51	091 MARGARINE AND SHORTENING	947	153	94
775 DOM.ELEC,NON-ELEC.EQUIPT	331	136	85	112 ALCOHOLIC BEVERAGES	5 297	769	473
778 ELECTRIC.MACH.APPART.NES	12	142	86	122 TOBACCO, MANUFACTURED	261	393	242
781 PASS.MOTOR VEHCLS.EX.BUS	1 810	1 438	893	269 WORN CLOTHING,TEXTL.ARTL	857	189	117
782 GOODS,SPCL TRANSPORT VEH	1 954	609	359	278 OTHER CRUDE MINERALS	19 950	518	317
783 ROAD MOTOR VEHICLES NES	1 268	547	340	292 CRUDE VEG.MATERIALS, NES	1 49	207	124
784 PARTS,TRACTORS,MOTOR VEH	391	1 414	840	335 RESIDUAL PETROL.PRODUCTS	1 550	148	93
785 CYCLES,MOTORCYCLES ETC.	128	481	288	421 FIXED VEG.FAT,OILS, SOFT	403	66	40
786 TRAILERS,SEMI-TRAILR,ETC	220	216	128	592 STARCHES, INULIN, ETC.	84	61	39
791 RAILWAY VEHICLES.EQUIPNT	62	86	54	625 RUBBER TYRES, TUBES, ETC.	932	133	82
792 AIRCRAFT,ASSOCTD.EQUIPNT		74	47	653 FABRICS,MAN-MADE FIBRES	51	55	34
813 LIGHTNG FIXTURES ETC.NES	13	57	38	695 TOOLS	184	198	122
871 OPTICAL INSTRUMENTS,NES	2	64	42	699 MANUFACTS.BASE METAL,NES	626	186	122
874 MEASURE,CONTROL INSTRMNT	7	520	338	713 INTRNL COMBUS PSTN ENGIN	309	853	536
892 PRINTED MATTER	117	162	99	741 HEATNG,COOLNG EQUIP,PART	16	68	41
893 ARTICLES,NES,OF PLASTICS	191	208	129	742 PUMPS FOR LIQUIDS,PARTS	89	286	176
895 OFFICE,STATIONERY SUPPLS	16	55	32	743 PUMPS NES,CENTRIFUGS ETC	8	82	50
898 MUSICAL INSTRUMENTS,ETC.	3	80	47	745 OTH.NONELEC MCH,TOOL,NES	21	285	168
899 MISC MANUFCTRD GOODS NES	62	78	49	781 PASS.MOTOR VEHCLS.EX.BUS	525	201	123
				782 GOODS,SPCL TRANSPORT VEH	788	164	104
SIERRA LEONE				784 PARTS,TRACTORS,MOTOR VEH	194	639	393
IMPORTS	3 708 977	27 800	17 195	793 SHIP,BOAT,FLOAT.STRUCTRS	464 378	304 914	190 972
036 CRUSTACEANS,MOLLUSCS ETC	176	248	149	821 FURNITURE,CUSHIONS,ETC.	179	106	63
071 COFFEE,COFFEE SUBSTITUTE	9 601	2 602	1 623	851 FOOTWEAR	33	52	32
				874 MEASURE,CONTROL INSTRMNT	1	76	46
				881 PHOTOGRAPH APPAR,ETC.NES	7	119	69
				882 PHOTO.CINEMATOGRPH.SUPPL	63	61	38

7 IMPORTS AND EXPORTS (SPECIAL TRADE) BY COUNTRIES OF PRODUCTION AND CONSUMPTION AND BY GROUPS OF THE SITC-REV. III 1994

GROUP DESCRIPTION	DT = 100 KG	1 000 DM	1 000 \$	GROUP DESCRIPTION	DT = 100 KG	1 000 DM	1 000 \$
892 PRINTED MATTER	51	67	42	713 INTRNL COMBUS PSTN ENGIN	168	980	615
893 ARTICLES, NES, OF PLASTICS	99	103	66	716 ROTATING ELECTRIC PLANT	82	145	86
895 OFFICE, STATIONERY SUPPLS	4	56	33	718 OTH. POWR. GENRTRNG. MACHNRY	1	73	44
IVORY COAST				721 AGRIC. MACHINES, EX. TRACTR	77	149	95
IMPORTS				722 TRACTORS	105	118	72
037 FISH ETC. PREPD, PRSVD. NES	10 760	4 560	2 857	723 CIVIL ENGINEERING EQUIPT	219	190	121
057 FRUIT, NUTS EXCL. OIL NUTS	282 461	39 932	24 765	724 TEXTILE, LEATHER MACHINES	197	1 650	1 035
059 FRUIT, VEGETABLE JUICES	3 816	752	464	725 PAPER, PULP MILL MACHINES	11	54	33
071 COFFEE, COFFEE SUBSTITUTE	123 536	28 542	17 736	726 PRINTNG, BOOKBINDNG MACHS	306	1 374	872
072 COCOA	1 956 967	456 312	281 742	727 FOOD-PROCESS. MCH. NON DOM	41	259	158
081 ANIMAL FEED STUFF	63 440	1 083	674	728 OTH. MACH, PTS, SPLC INDUSTR	276	1 652	1 022
223 OILSEED(OTH. FIX. VEG. OIL)	10 110	408	250	731 METAL REMOVAL WORK TOOLS	10	50	33
231 NATURAL RUBBER, ETC.	125 216	20 875	12 987	733 MACH-TOOLS, METAL-WORKING	396	2 726	1 735
247 WOOD ROUGH, ROUGH SQUARED	51 496	3 346	2 047	735 PARTS, NES, FOR MACH-TOOLS	10	80	46
248 WOOD, SIMPLY WORKED	122 850	15 147	9 362	737 METALWORKING MACHNRY NES	22	64	40
263 COTTON	3 921	1 065	663	741 HEATING, COOLING EQUIP, PART	491	1 712	1 060
291 CRUDE ANIMAL MATERLS. NES	3 9	294	179	742 PUMPS FOR LIQUIDS, PARTS	78	507	314
292 CRUDE VEG. MATERIALS, NES	3 914	1 958	1 199	743 PUMPS NES, CENTRIFUGS ETC	639	876	540
422 FIXED VEG. FAT, OILS, OTHER	502 295	40 437	24 460	744 MECHANICAL HANDLING EQUIP	706	851	542
512 ALCOHOL, PHENOL, ETC. DERIV	14 974	2 860	1 840	745 OTH. NONELEC MCH, TOOL, NES	326	1 840	1 144
551 ESSNTL. OIL, PERFUME, FLAVR	20	66	40	746 BALL OR ROLLER BEARINGS	13	95	55
634 VENEERS, PLYWOOD, ETC.	150 583	21 381	13 273	747 TAPS, COCKS, VALVES, ETC.	18	159	100
635 WOOD MANUFACTURES, NES	1 226	230	144	748 TRANSMISSIONS SHAFTS ETC	178	592	368
781 PASS. MOTOR VEHCLS. EX. BUS	14	50	31	749 NON-ELECT MACH. PARTS, ETC	87	386	240
821 FURNITURE, CUSHIONS, ETC.	928	187	119	751 OFFICE MACHINES	44	192	119
898 MUSICAL INSTRUMENTS, ETC.	49	67	42	752 AUTOMATC. DATA PROC. EQUIP	52	544	338
EXPORTS				754 TELECOMM. EQUIP. PARTS NES	51	795	479
011 BOVINE MEAT	1 945	146	92	772 ELEC. SWITCH. RELAY. CIRCUIT	6	207	126
012 OTHER MEAT, MEAT OFFAL	1 041	61	37	773 ELECTR. DISTRIB. EQPT NES	60	83	53
022 MILK AND CREAM	13 408	2 557	1 610	774 ELECTRO-MEDCL. XRAY EQUIP	1	137	85
034 FISH, FRESH, CHILLED, FROZN	18 618	1 106	651	775 DOM. ELEC. NON-ELEC. EQUIP	236	326	196
041 WHEAT, MESLIN, UNMILLED	272 254	3 895	2 346	776 TRANSISTORS, VALVES, ETC.	6	66	39
048 CEREAL PREPARATIONS	158	139	92	778 ELECTRIC. MACH. APPART. NES	318	1 109	689
054 VEGETABLES	50	47	30	781 PASS. MOTOR VEHCLS. EX. BUS	1 455	4 108	2 556
061 SUGARS, MOLASSES, HONEY	15 828	783	488	782 GOODS, SPLC TRANSPORT VEH	3 014	4 242	2 746
062 SUGAR CONFECTIONERY	275	136	85	783 ROAD MOTOR VEHICLES NES	1 896	3 493	2 199
071 COFFEE, COFFEE SUBSTITUTE	207	62	38	784 PARTS, TRACTORS, MOTOR VEH	935	2 129	1 319
232 SYNTHETIC RUBBER, ETC.	566	254	162	785 CYCLES, MOTORCYCLES ETC.	393	177	110
247 WOOD ROUGH, ROUGH SQUARED	2 700	229	149	786 TRAILERS, SEMI-TRAILR, ETC	1 265	793	513
278 OTHER CRUDE MINERALS	33 285	965	610	791 RAILWAY VEHICLES, EQUIPNT	51	85	56
292 CRUDE VEG. MATERIALS, NES	45	217	138	792 AIRCRAFT, ASSOCTD. EQUIPNT	882	641	397
322 BRIQUETTES, LIGNITE, PEAT	1 188	50	33	874 MEASURE, CONTROL INSTRMNT	11	718	445
334 PETROLEUM PRODUCTS	768	156	98	882 PHOTO. CINEMATOGRPH. SUPPL	513	508	316
335 RESIDUAL PETROL. PRODUCTS	6 757	823	508	885 WATCHES AND CLOCKS	3	107	67
342 LIQUEFIED PROPANE, BUTANE	17 284	327	211	892 PRINTED MATTER	216	394	243
411 ANIMAL OILS AND FATS	44	54	32	893 ARTICLES, NES, OF PLASTICS	330	315	199
421 FIXED VEG. FAT, OILS, SOFT	6 499	973	591	895 OFFICE, STATIONERY SUPPLS	59	314	197
431 ANIMAL, VEG. FATS, OILS, NES	1 608	211	132	898 MISC MANUFCTRD GOODS NES	45	169	102
511 HYDROCARBONS, NES, DERIVTS	2 441	624	388	GHANA			
512 ALCOHOL, PHENOL, ETC. DERIV	2 785	716	443	IMPORTS			
513 CARBOXYLIC ACIDS, DERIVTS	7 479	1 146	711	001 LIVE ANIMALS	8	71	44
514 NITROGEN-FUNCT. COMPOUNDS	746	2 038	1 262	034 FISH, FRESH, CHILLED, FROZN	70	161	100
515 ORGANO-INORGANIC COMPOUNDS	2 780	2 181	1 329	035 FISH, DRIED, SALTED, SMOKED	102	77	45
516 OTHER ORGANIC CHEMICALS	598	941	579	037 FISH ETC. PREPD, PRSVD. NES	1 514	616	400
522 INORGANIC CHEM. ELEMENTS	6 055	752	468	054 VEGETABLES	7 373	584	358
523 METAL. SALTS, INORGAN. ACID	10 608	965	601	057 FRUIT, NUTS EXCL. OIL NUTS	29 748	3 793	2 339
531 SYNTH. COLOURS, LAKES, ETC.	2 267	8 128	5 028	058 FRUIT, PRESERVED, PREPARED	788	214	129
532 DYEING, TANNING MATERIALS	7	56	36	071 COFFEE, COFFEE SUBSTITUTE	10 009	3 062	1 909
533 PIGMENTS, PAINTS, ETC.	765	469	286	072 COCOA	669 339	142 016	88 621
541 MEDICINES, ETC. EXC. GRP542	22	163	97	075 SPICES	167	77	44
542 MEDICAMENTS	271	1 675	1 026	112 ALCOHOLIC BEVERAGES	279	64	42
551 ESSNTL. OIL, PERFUME, FLAVR	1 974	1 143	714	223 OILSEED(OTH. FIX. VEG. OIL)	2 745	191	116
553 PERFUMERY, COSMETICS, ETC.	39	142	91	231 NATURAL RUBBER, ETC.	5 006	770	472
554 SOAP, CLEANERS, POLISH, ETC	3 614	1 243	778	247 WOOD ROUGH, ROUGH SQUARED	169 835	7 722	4 670
571 POLYMERS OF ETHYLENE	20 726	2 144	1 327	248 WOOD, SIMPLY WORKED	653 392	64 510	40 249
572 POLYMERS OF STYRENE	1 326	213	132	277 NATURAL ABRASIVES, NES	842	842	523
573 POLYMERS, VINYL CHLORIDE	818	510	320	285 ALUMINIUM ORE, CONCTR. ETC	251 582	1 807	1 068
574 POLYACETAL, POLYCARBONATE	1 231	369	228	288 NON-FERROUS WASTE, SCRAP	20 207	5 571	3 504
575 OTH. PLASTIC, PRIMARY FORM	6 639	2 046	1 276	334 PETROLEUM PRODUCTS	128 093	2 798	1 751
581 PLASTIC TUBE, PIPE, HOSE	305	79	48	634 VENEERS, PLYWOOD, ETC.	58 831	10 974	6 814
582 PLASTIC PLATE, SHEETS, ETC	544	592	371	635 WOOD MANUFACTURES, NES	1 932	446	282
591 INSECTICIDES, ETC.	482	708	425	667 PEARLS, PRECIOUS STONES	.	.	.
592 STARCHES, INULIN, ETC.	1 162	490	305	682 COPPER	152	53	34
597 PREPRD ADDITIVES, LIQUIDS	83	76	48	684 ALUMINIUM	571 206	138 681	85 274
598 MISC. CHEMICAL PRODTS. NES	4 660	1 718	1 079	821 FURNITURE, CUSHIONS, ETC.	1 339	288	181
621 MATERIALS OF RUBBER	274	190	115	894 BABY CARRIAGE, TOYS, GAMES	34	70	45
625 RUBBER TYRES, TUBES, ETC.	1 759	1 098	692	897 GOLD, SILVERWARE, JEWEL NES	21	66	41
629 ARTICLES OF RUBBER, NES	124	506	312	898 MUSICAL INSTRUMENTS, ETC.	114	121	73
641 PAPER AND PAPERBOARD	12 445	1 315	819	899 MISC MANUFCTRD GOODS NES	1 155	976	600
642 PAPER, PAPERBOARD, CUT ETC	815	360	221	EXPORTS			
651 TEXTILE YARN	164	180	107	011 BOVINE MEAT	1 448	201	129
652 COTTON FABRICS, WOVEN	282	448	281	022 MILK AND CREAM	561	86	50
653 FABRICS, MAN-MADE FIBRES	3 768	2 986	1 877	037 FISH ETC. PREPD, PRSVD. NES	650	337	215
655 KNIT CROCHET. FABRIC NES	124	156	99	046 MEAL, FLOUR OF WHEAT, MSLN	2 270	90	56
656 TULLE, LACE, EMBROIDRY, ETC	66	70	47	048 CEREAL PREPARATIONS	23 277	1 651	1 025
657 SPECIAL YARN, TXTL. FABRIC	717	521	310	058 FRUIT, PRESERVED, PREPARED	158	52	32
663 MINERAL MANUFACTURES, NES	436	648	394	061 SUGARS, MOLASSES, HONEY	36 864	2 194	1 338
664 GLASS	2 570	286	176	081 ANIMAL FEED STUFF	16 837	1 252	786
665 GLASSWARE	109	53	33	112 ALCOHOLIC BEVERAGES	1 946	470	292
673 FLAT-ROLLED IRON ETC.	47 280	3 126	1 910	266 SYNTHETIC FIBRES	1 956	571	364
674 FLAT-ROLLED PLATED IRON	1 779	203	120	269 WORN CLOTHING, TEXTL. ARTL	16 991	3 292	2 057
676 IRON, STL. BAR, SHAPES ETC.	1 764	109	67	292 CRUDE VEG. MATERIALS, NES	424	409	246
679 TUBES, PIPES, ETC. IRON, STL	1 091	197	127	334 PETROLEUM PRODUCTS	5 431	989	605
682 COPPER	54	73	42	335 RESIDUAL PETROL. PRODUCTS	103 262	3 694	2 276
684 ALUMINIUM	1 330	1 021	636	431 ANIMAL, VEG. FATS, OILS, NES	546	63	39
692 CONTAINERS, STORAGE, TRNSP	66	131	83	511 HYDROCARBONS, NES, DERIVTS	633	94	59
694 NAILS, SCREWS, NUTS, ETC.	128	120	61	512 ALCOHOL, PHENOL, ETC. DERIV	589	106	66
695 TOOLS	141	459	281	513 CARBOXYLIC ACIDS, DERIVTS	361	170	106
696 CUTLERY	369	759	475	514 NITROGEN-FUNCT. COMPOUNDS	713	814	494
697 HOUSEHOLD EQUIPMENT, NES	55	61	38	515 ORGANO-INORGANIC COMPOUNDS	14	69	42
699 MANUFACTS. BASE METAL, NES	190	402	244	516 OTHER ORGANIC CHEMICALS	36	48	31
711 STEAM GENER. BOILERS, ETC.	633	421	263	522 INORGANIC CHEM. ELEMENTS	8 365	748	475
712 STEAM TURBINES	1	133	80	523 METAL. SALTS, INORGAN. ACID	7 939	887	538

7 IMPORTS AND EXPORTS (SPECIAL TRADE) BY COUNTRIES OF PRODUCTION AND CONSUMPTION AND BY GROUPS OF THE SITC-REV. III 1994

GROUP DESCRIPTION	DT = 100 KG	1 000 DM	1 000 \$	GROUP DESCRIPTION	DT = 100 KG	1 000 DM	1 000 \$
531 SYNTH.COLOURS,LAKES,ETC.	752	3 447	2 133	882 PHOTO.CINEMATOGRPH.SUPPL	398	389	242
533 PIGMENTS, PAINTS, ETC.	1 090	436	284	892 PRINTED MATTER	137	180	114
541 MEDICINES,ETC.EXC.GRPS42	442	2 404	1 457	893 ARTICLES,NES,OF PLASTICS	557	396	241
542 MEDICAMENTS	145	989	606	894 BABY CARRIAGE,TOYS,GAMES	15	126	80
551 ESSNTL.OIL,PERFUME,FLAVR	221	425	263	895 OFFICE,STATIONERY SUPPLS	71	1 122	689
553 PERFUMERY,COSMETICS,ETC.	111	129	78	898 MUSICAL INSTRUMENTS,ETC.	29	131	79
554 SOAP,CLEANERS,POLISH,ETC	717	406	255	899 MISC MANUFCTRD GOODS NES	44	184	115
571 POLYMERS OF ETHYLENE	8 100	680	427	941 COMPL IND PLANT CHAPT 99	28	88	54
572 POLYMERS OF STYRENE	3 242	707	442				
574 POLYACETAL,POLYCARBONATE	203	74	44	TOGO			
575 OTH.PLASTIC,PRIMARY FORM	1 631	960	601				
581 PLASTIC TUBE,PIPE,HOSE	408	187	113	IMPORTS	21 162	7 793	4 920
582 PLASTIC PLATE,SHEETS,ETC	478	406	257				
583 MONOFILAMENT OF PLASTICS	1 652	316	200	034 FISH,FRESH,CHILLED,FROZN	47	86	49
591 INSECTICIDES, ETC.	476	654	420	036 CRUSTACEANS,MOLLUSCS ETC	98	202	120
592 STARCHES,INULIN,ETC.	2 643	599	367	057 FRUIT,NUTS EXCL.OIL NUTS	1 002	268	166
593 EXPLOSIVES,PYROTECHNICS	721	290	176	071 COFFEE,COFFEE SUBSTITUTE	5 145	1 844	1 186
598 MISC.CHEMICAL PRDCTS.NES	8 377	1 735	1 075	072 COCOA	5 055	1 301	817
600 CPL IND PLANT CHAP 69-76	193	301	177	263 COTTON	8 486	2 385	1 535
621 MATERIALS OF RUBBER	620	257	159	288 NON-FERROUS WASTE,SCRAP	546	120	73
625 RUBBER TYRES,TUBES,ETC.	10 611	3 261	2 020	292 CRUDE VEG.MATERIALS, NES	252	523	325
629 ARTICLES OF RUBBER, NES	73	248	152	635 WOOD MANUFACTURES, NES	25	73	46
641 PAPER AND PAPERBOARD	18 190	1 570	980	841 MENS,BOYS CLOTHNG,X-KNIT	35	82	49
642 PAPER,PAPERBOARD,CUT ETC	14 673	3 550	2 211				
651 TEXTILE YARN	96	76	48	EXPORTS	82 673	28 646	17 824
652 COTTON FABRICS,WOVEN	63	122	73				
653 FABRICS,MAN-MADE FIBRES	1 277	273	169	022 MILK AND CREAM	3 812	613	381
657 SPECIAL YARN,TXTL.FABRIC	1 073	662	415	034 FISH,FRESH,CHILLED,FROZN	8 285	414	265
658 TEXTILE ARTICLES NES	50	164	105	054 VEGETABLES	97	428	245
661 LIME,CEMENT,CONSTR.MATRL	9 460	205	121	061 SUGARS,MOLASSES,HONEY	3 125	213	125
662 CLAY,REFRCT.CONSTR.MATRL	3 094	239	151	098 EDIBLE PROD.PREPRNTS,NES	518	377	228
663 MINERAL MANUFACTURES,NES	1 044	418	248	112 ALCOHOLIC BEVERAGES	1 288	205	131
664 GLASS	11 163	1 059	637	269 WORN CLOTHING,TEXTL.ARTL	19 114	4 238	2 645
665 GLASSWARE	838	209	132	278 OTHER CRUDE MINERALS	1 272	85	56
667 PEARLS,PRECIOUS STONES	.	.	.	541 MEDICINES,ETC.EXC.GRPS42	77	383	241
673 FLAT-ROLLED IRON ETC.	5 085	476	302	542 MEDICAMENTS	50	292	180
674 FLAT-ROLLED PLATED IRON	6 872	1 416	883	553 PERFUMERY,COSMETICS,ETC.	56	73	46
676 IRON,STL.BAR,SHAPES ETC.	3 318	259	151	554 SOAP,CLEANERS,POLISH,ETC	293	80	51
678 WIRE OF IRON OR STEEL	823	139	90	582 PLASTIC PLATE,SHEETS,ETC	47	52	33
679 TUBES,PIPES,ETC.IRON,STL	1 322	317	194	591 INSECTICIDES, ETC.	32	101	63
682 COPPER	3 781	1 565	974	592 STARCHES,INULIN,ETC.	165	99	60
684 ALUMINIUM	542	323	202	598 MISC.CHEMICAL PRDCTS.NES	432	126	78
691 METALLIC STRUCTURES NES	574	253	163	625 RUBBER TYRES,TUBES,ETC.	1 024	125	79
692 CONTAINERS,STORAGE,TRNSP	1 461	1 268	783	629 ARTICLES OF RUBBER, NES	31	121	72
693 WIRE PRODUCTS EXCL.ELECT	227	329	200	641 PAPER AND PAPERBOARD	620	105	66
694 NAILS,SCREWS,NUTS,ETC.	4 443	2 469	1 460	642 PAPER,PAPERBOARD,CUT ETC	307	72	45
695 TOOLS	573	125	1 324	652 COTTON FABRICS,WOVEN	85	360	212
696 CUTLERY	423	928	567	653 FABRICS,MAN-MADE FIBRES	127	168	105
697 HOUSEHOLD EQUIPMENT,NES	1 069	241	148	657 SPECIAL YARN,TXTL.FABRIC	197	56	32
699 MANUFACTS.BASE METAL,NES	1 446	915	575	673 FLAT-ROLLED IRON ETC.	24 350	2 310	1 468
700 CPL IND PLANT (84/85/87)	806	3 198	1 888	679 TUBES,PIPES,ETC.IRON,STL	324	200	126
711 STEAM GENER. BOILERS,ETC.	1 038	281	176	692 CONTAINERS,STORAGE,TRNSP	468	321	198
713 INTRNL COMBUS PSTN ENGIN	1 187	1 838	1 132	693 WIRE PRODUCTS EXCL.ELECT	755	239	152
716 ROTATING ELECTRIC PLANT	692	2 288	1 406	695 TOOLS	45	89	53
718 OTH.POWR.GENRNGT.MACHNRY	160	107	65	696 CUTLERY	127	273	170
721 AGRIC.MACHINES,EX.TRACTR	118	227	144	699 MANUFACTS.BASE METAL,NES	227	218	137
722 TRACTORS	158	104	65	700 CPL IND PLANT (84/85/87)	522	2 312	1 491
723 CIVIL ENGINEERING EQUIPT	7 646	9 482	5 975	713 INTRNL COMBUS PSTN ENGIN	16	210	132
724 TEXTILE,LEATHER MACHINES	51	487	294	716 ROTATING ELECTRIC PLANT	225	528	343
725 PAPER,PULP MILL MACHINES	210	710	446	723 CIVIL ENGINEERING EQUIPT	92	468	287
726 PRINTNG,BOOKBINDNG MACHS	489	1 164	727	724 TEXTILE,LEATHER MACHINES	18	95	61
727 FOOD-PROCESS.MCH.NON DOM	79	546	340	726 PRINTNG,BOOKBINDNG MACHS	43	130	83
728 OTH.MACH.PTS,SPCL INDUST	7 857	10 625	6 546	727 FOOD-PROCESS.MCH.NON DOM	24	481	307
731 METAL REMOVAL WORK TOOLS	256	354	227	728 OTH.MACH.PTS,SPCL INDUST	207	183	110
733 MACH-TOOLS,METAL-WORKING	375	775	478	731 METAL REMOVAL WORK TOOLS	17	140	89
735 PARTS,NES,FOR MACH-TOOLS	26	237	140	733 MACH-TOOLS,METAL-WORKING	116	102	67
737 METALWORKING MACHNRY NES	31	187	119	741 HEATING,COOLNG EQUIP,PART	29	156	101
741 HEATING,COOLNG EQUIP,PART	2 129	2 355	1 504	742 PUMPS FOR LIQUIDS,PARTS	102	108	63
742 PUMPS FOR LIQUIDS,PARTS	150	945	574	744 MECHANICAL HANDLNG EQUIP	215	242	154
743 PUMPS NES,CENTRIFUGS ETC	740	1 056	629	745 OTH.NONELEC MCH,TOOL,NES	14	95	58
744 MECHANICAL HANDLNG EQUIP	1 664	2 475	1 534	748 TRANSMISSIONS SHAFTS ETC	60	239	156
745 OTH.NONELEC MCH,TOOL,NES	647	3 814	2 377	749 NON-ELECT MACH,PARTS,ETC	17	61	37
746 BALL OR ROLLER BEARINGS	109	288	170	771 ELECT POWER MACHNRY,PARTS	402	821	471
747 TAPS,COCKS,VALVES,ETC.	83	451	275	772 ELEC.SWICH.RELAY.CIRCUT	84	589	346
748 TRANSMISSIONS SHAFTS ETC	384	1 324	718	778 ELECTRIC.MACH.APPART.NES	99	103	61
749 NON-ELECT MACH,PARTS,ETC	321	1 023	630	781 PASS.MOTOR VEHCLS.EX.BUS	4 993	3 351	2 069
751 OFFICE MACHINES	111	624	394	782 GOODS,SPCL TRANSPORT VEH	1 609	136	85
752 AUTOMATC.DATA PROC.EQUIP	164	2 327	1 459	783 ROAD MOTOR VEHICLES NES	516	207	132
759 PARTS,FOR OFFICE MACHINS	36	461	292	784 PARTS,TRACTORS,MOTOR VEH	753	2 280	1 416
764 TELECOMM.EQUIP,PARTS NES	15	291	179	821 FURNITURE,CUSHIONS,ETC.	28	237	152
771 ELECT POWER MACHNRY,PARTS	77	271	163	851 FOOTWEAR	14	64	42
772 ELEC.SWICH.RELAY.CIRCUT	276	2 426	1 520	872 MEDICAL INSTRUMENTS NES	78	106	66
773 ELECTR DISTRIBT.EQPT NES	992	593	377	874 MEASURE,CONTROL INSTRMNT	11	123	78
774 ELECTRO-MEDCL,XRAY EQUIP	21	1 119	711	892 PRINTED MATTER	274	410	250
775 DOM.ELEC,NON-ELEC.EQUIPT	846	297	175	895 OFFICE,STATIONERY SUPPLS	22	59	31
776 TRANSISTORS,VALVES,ETC.	3	170	106				
778 ELECTRIC.MACH.APPART.NES	1 877	1 755	1 094	BENIN			
781 PASS.MOTOR VEHCLS.EX.BUS	10 380	14 493	9 127				
782 GOODS,SPCL TRANSPORT VEH	29 195	6 214	3 862	IMPORTS	15 627	2 518	1 552
783 ROAD MOTOR VEHICLES NES	7 387	5 267	3 255				
784 PARTS,TRACTORS,MOTOR VEH	7 237	13 164	8 101	001 LIVE ANIMALS	10	72	44
785 CYCLES,MOTORCYCLES ETC.	212	147	87	057 FRUIT,NUTS EXCL.OIL NUTS	883	274	172
786 TRAILERS,SEMI-TRAILR,ETC	3 361	1 315	812	071 COFFEE,COFFEE SUBSTITUTE	526	272	175
791 RAILWAY VEHICLES.EQUIPNT	339	578	351	263 COTTON	1 908	445	263
793 SHIP,BOAT,FLOAT,STRUCTRS	979	55	33	422 FIXED VEG.FAT,OILS,OTHER	9 808	735	468
811 PREFABRICATED BUILDINGS	80	48	31	874 MEASURE,CONTROL INSTRMNT	70	40	40
812 PLUMBNG,SANITRY,EQPT.ETC	209	97	61				
813 LIGHTNG FIXTURES ETC.NES	157	444	265	EXPORTS	112 570	39 108	24 173
821 FURNITURE,CUSHIONS,ETC.	885	617	381				
831 TRUNK,SUIT-CASES,BAG,ETC	21	73	46	037 FISH ETC.PREPD,PRSDV.NES	1 116	577	348
841 MENS,BOYS CLOTHING,X-KNIT	13	82	48	061 SUGARS,MOLASSES,HONEY	12 430	755	487
845 OTHR.TEXTILE APPAREL,NES	19	93	61	091 MARGARINE AND SHORTENING	271	53	34
846 CLOTHING ACCESSRS,FABRIC	52	198	117	098 EDIBLE PROD.PREPRNTS,NES	102	57	35
848 CLOTHING,NONTXTL;HEADGEAR	30	67	43	122 TOBACCO, MANUFACTURED	43	67	41
851 FOOTWEAR	56	249	152	269 WORN CLOTHING,TEXTL.ARTL	21 273	4 862	2 971
872 MEDICAL INSTRUMENTS NES	118	698	440	292 CRUDE VEG.MATERIALS, NES	55	242	150
874 MEASURE,CONTROL INSTRMNT	85	1 402	895	421 FIXED VEG.FAT,OILS, SOFT	1 748	252	163
881 PHOTOGRAPH APPAR.ETC.NES	3	71	42	514 NITROGEN-FUNCT.COMPOUNDS	19	50	31

7 IMPORTS AND EXPORTS (SPECIAL TRADE) BY COUNTRIES OF PRODUCTION AND CONSUMPTION AND BY GROUPS OF THE SITC-REV. III 1994

GROUP DESCRIPTION	DT = 100 KG	1 000 DM	1 000 \$	GROUP DESCRIPTION	DT = 100 KG	1 000 DM	1 000 \$
522 INORGANIC CHEM.ELEMENTS	1 859	85	54	111 NON-ALCOHOL.BEVERAGE,NES	1 169	162	103
531 SYNTH.COLOURS,LAKES,ETC.	195	521	325	112 ALCOHOLIC BEVERAGES	6 861	1 436	879
541 MEDICINES,ETC.EXC.GRP542	20	212	128	232 SYNTHETIC RUBBER, ETC.	4 384	1 697	1 049
542 MEDICAMENTS	18	77	51	248 WOOD, SIMPLY WORKED	948	91	56
553 PERFUMERY,COSMETICS,ETC.	27	153	96	251 PULP AND WASTE PAPER	298	77	46
575 OTH.PLASTIC,PRIMARY FORM	570	350	215	266 SYNTHETIC FIBRES	1 496	241	154
581 PLASTIC TUBE,PIPE,HOSE	742	183	117	269 WORN CLOTHING,TEXTL.ARTL	10 335	2 514	1 559
592 STARCHES,INULIN,ETC.	257	239	150	273 STONE, SAND AND GRAVEL	1 387	108	70
598 MISC.CHEMICAL PRODTS,NES	115	100	61	274 SULPHUR,UNRSTD.IRON PYRS	1 190	61	36
625 RUBBER TYRES,TUBES,ETC.	9 665	1 023	630	278 OTHER CRUDE MINERALS	16 557	202	125
641 PAPER AND PAPERBOARD	394	49	30	282 FERROUS WASTE AND SCRAP	634	72	46
642 PAPER,PAPERBOARD,CUT ETC	4 274	721	452	292 CRUDE VEG.MATERIALS, NES	1 437	1 749	1 053
652 COTTON FABRICS, WOVEN	589	1 400	864	334 PETROLEUM PRODUCTS	7 457	1 226	751
653 FABRICS,MAN-MADE FIBRES	545	489	304	335 RESIDUAL PETROL. PRODUCTS	55 076	6 501	3 985
662 CLAY,REFRCT.CONSTR.MATRL	532	75	48	342 LIQUEFIED PROPANE,BUTANE	28 492	615	396
665 GLASSWARE	28	97	58	411 ANIMAL OILS AND FATS	1 760	205	125
679 TUBES,PIPES,ETC. IRON, STL	8 077	901	561	431 ANIMAL,VEG.FATS,OILS,NES	2 136	405	251
693 WIRE PRODUCTS EXCL.ELECT	633	255	151	511 HYDROCARBONS,NES,DERIVTS	3 126	506	309
695 TOOLS	134	283	176	512 ALCOHOL,PHENOL,ETC.DERIV	25 177	4 092	2 576
699 MANUFACT.BASE METAL,NES	143	91	53	513 CARBOXYLIC ACIDS,DERIVTS	5 653	1 305	812
700 CPL IND PLANT (84/85/87)	139	213	134	514 NITROGEN-FUNCT.COMPOUNDS	20 995	11 099	6 753
727 FOOD-PROCESS.MCH.NON DDM	8	61	39	515 ORGANO-INORGANIC COMPNDS	832	2 508	1 518
728 OTH.MACH,PTS,SPCL INDUSTR	100	294	183	516 OTHER ORGANIC CHEMICALS	6 350	1 066	659
741 HEATING,COOLING EQUIP,PART	13	49	30	522 INORGANIC CHEM.ELEMENTS	18 747	3 197	1 969
743 PUMPS,NES,CENTRIFUGS ETC	39	119	75	523 METAL.SALTS,INORGAN.ACID	39 611	4 395	2 717
745 OTH.NONELEC MCH,TOOL,NES	2 198	6 718	4 140	524 OTHER CHEMICAL COMPOUNDS	9	46	30
749 NON-ELECT MACH,PTS,ETC	20	66	40	531 SYNTH.COLOURS,LAKES,ETC.	4 356	19 986	12 171
751 OFFICE MACHINES	19	78	49	532 DYEING,TANNING MATERIALS	2 996	784	493
763 SOUND RECORDER,PHONOGRPH	12	381	237	533 PIGMENTS, PAINTS, ETC.	12 893	10 396	6 390
764 TELECOMM.EQUIP.PARTS NES	14	260	163	541 MEDICINES,ETC.EXC.GRP542	956	4 186	2 607
772 ELEC.SWITCH.RELAY.CIRCUIT	9	292	182	542 MEDICAMENTS	475	2 495	1 572
776 TRANSISTORS,VALVES,ETC.		59	34	551 ESSNTL.OIL,PERFUME,FLAVR	2 623	3 050	1 894
778 ELECTRIC.MACH.APPART,NES	142	1 134	718	553 PERFUMERY,COSMETICS,ETC.	329	395	237
781 PASS.MOTOR VEHCLS.EX.BUS	26 267	8 230	5 042	554 SOAP,CLEANERS,POLISH,ETC	4 348	1 624	1 006
782 GOODS,SPCL TRANSPORT VEH	4 193	947	606	562 FERTILIZER,EXCEPT GRP272	254 487	5 499	3 245
784 PARTS,TRACTORS,MOTOR VEH		1 903	1 180	571 POLYMERS OF ETHYLENE	25 550	2 706	1 666
785 CYCLES,MOTORCYCLES ETC.	563	315	194	572 POLYMERS OF STYRENE	1 793	329	211
786 TRAILERS,SEMI-TRAILR,ETC	570	324	206	573 POLYMERS,VINYL CHLORIDE	5 811	1 096	675
821 FURNITURE,CUSHIONS,ETC.	35	66	42	574 POLYACETAL,POLYCARBONATE	30 353	4 591	2 818
841 MENS,BOYS CLOTHING,X-KNIT	6	62	39	575 OTH.PLASTIC,PRIMARY FORM	22 512	5 513	3 379
846 CLOTHING ACCESSRS,FABRIC	64	231	148	581 PLASTIC TUBE,PIPE,HOSE	2 093	1 800	1 060
872 MEDICAL INSTRUMENTS NES	29	205	130	582 PLASTIC PLATE,SHEETS,ETC	2 741	2 008	1 235
874 MEASURE,CONTROL INSTRMNT	94	360	215	583 MONOFILAMENT OF PLASTICS	384	112	70
882 PHOTO.CINEMATOGRPH,SPPL	66	121	79	591 INSECTICIDES, ETC.	1 571	1 146	712
892 PRINTED MATTER	63	46	32	592 STARCHES,INULIN,ETC.	3 557	903	569
941 COMPL IND PLANT CHAPT 99	56	91	58	593 EXPLOSIVES,PYROTECHNICS	6 778	5 996	3 662
				597 PREPRD ADDITIVES,LIQUIDS	19 197	5 979	3 628
				598 MISC.CHEMICAL PRODTS,NES	17 514	9 259	5 620
				600 CPL IND PLANT CHAP 69-76	31 044	8 964	5 583
NIGERIA				612 MANUFACT.LEATHER ETC,NES	5	83	50
IMPORTS	69 953 934	1 549 970	951 100	621 MATERIALS OF RUBBER	1 028	815	498
034 FISH,FRESH,CHILLED,FROZN	110	442	273	625 RUBBER TYRES,TUBES,ETC.	11 890	4 825	2 975
036 CRUSTACEANS,MOLLUSCS ETC	2 108	2 976	1 826	629 ARTICLES OF RUBBER, NES	214	708	443
071 COFFEE,COFFEE SUBSTITUTE	141	68	44	634 VENEERS, PLYWOOD, ETC.	10 556	1 049	644
072 COCOA	162 783	36 085	22 242	635 WOOD MANUFACTURES, NES	209	238	148
075 SPICES	962	151	95	641 PAPER AND PAPERBOARD	90 209	15 902	9 830
081 ANIMAL FEED STUFF	137 098	1 933	1 200	642 PAPER,PAPERBOARD,CUT ETC	3 956	1 591	952
121 TOBACCO, UNMANUFACTURED	2 420	573	352	652 COTTON FABRICS, WOVEN	378	384	239
231 NATURAL RUBBER, ETC.	32 821	5 475	3 287	653 FABRICS,MAN-MADE FIBRES	1 483	1 389	860
245 FUEL WOOD, WOOD CHARCOAL	6 877	437	266	654 OTH.TEXTILE FABRIC,WOVEN	39	94	62
247 WOOD ROUGH,ROUGH SQUARED	286	69	44	655 KNIT,CROCHET.FABRIC NES	52	92	59
248 WOOD, SIMPLY WORKED	1 454	115	73	657 SPECIAL YARN,XTXL.FABRIC	203	396	242
263 COTTON	1 965	382	220	658 TEXTILE ARTICLES NES	25	427	272
273 STONE, SAND AND GRAVEL	1 445	63	38	659 FLOOR COVERINGS, ETC.	38	188	118
287 ORE,CONCENTR.BASE METALS	7 165	1 669	1 021	661 LIME,CEMENT,CONSTR.MATRL	362 930	4 750	2 893
288 NON-FERROUS WASTE, SCRAP	9 473	2 332	1 452	662 CLAY,REFRCT.CONSTR.MATRL	28 202	5 648	3 506
292 CRUDE VEG.MATERIALS, NES	19 224	6 921	4 297	663 MINERAL MANUFACTURES,NES	7 079	3 135	1 888
333 PETROLEUM OILS, CRUDE	69 499 726	1 470 991	902 445	664 GLASS	30 347	3 315	2 046
422 FIXED VEG.FAT,OILS,OTHER	53 401	5 785	3 649	665 GLASSWARE	512	393	236
512 ALCOHOL,PHENOL,ETC.DERIV	7 224	836	524	666 POTTERY	54	118	73
533 PIGMENTS, PAINTS, ETC.	50	111	64	667 PEARLS,PRECIOUS STONES			
611 LEATHER	162	495	272	672 INGOTS ETC.IRON OR STEEL	4 979	185	106
634 VENEERS, PLYWOOD, ETC.	1 182	394	241	673 FLAT-ROLLED IRON ETC.	662 871	67 742	41 534
651 TEXTILE YARN	282	122	72	674 FLAT-ROLLED PLATED IRON	10 414	1 498	915
667 PEARLS,PRECIOUS STONES				675 FLAT-ROLLED, ALLOY STEEL		155	96
712 STEAM TURBINES	56	260	149	676 IRON,STL,BAR,SHAPES ETC.	65 714	3 932	2 475
716 ROTATING ELECTRIC PLANT	52	95	61	677 RAILWAY TRACK IRON,STEEL	3 369	1 366	814
725 PAPER,PULP MILL MACHINES	241	338	218	678 WIRE OF IRON OR STEEL	2 939	581	365
742 PUMPS FOR LIQUIDS,PARTS	28	70	43	679 TUBES,PIPES,ETC. IRON,STL	75 500	12 286	7 582
752 AUTOMATC.DATA PROC.EQUIP	5	55	32	682 COPPER	4 540	2 051	1 245
754 TELECOMM.EQUIP.PARTS NES	18	538	335	684 ALUMINIUM	2 885	2 535	1 568
771 ELECT POWER MACHNY.PARTS		47	32	691 METALLIC STRUCTURES NES	4 118	3 772	2 245
778 ELECTRIC.MACH.APPART,NES	1	61	34	692 CONTAINERS,STORAGE,TRNSP	4 152	1 716	1 068
781 PASS.MOTOR VEHCLS.EX.BUS	142	861	495	693 WIRE PRODUCTS EXCL.ELECT	4 121	916	558
782 AIRCRAFT,ASSOCTD.EQUIPNT	7	144	87	694 NAILS,SCREWS,NUTS,ETC.	3 054	1 055	653
871 OPTICAL INSTRUMENTS,NES		58	37	695 TOOLS	3 059	7 411	4 609
874 MEASURE,CONTROL INSTRMNT	77	421	258	696 CUTLERY	189	466	292
897 GOLD,SILVERWARE,JEWEL NES		71	46	697 HOUSEHOLD EQUIPMENT,NES	24	69	41
899 MISC MANUFCTRD GOODS NES	193	150	89	699 MANUFACT.BASE METAL,NES	10 034	4 885	2 993
				700 CPL IND PLANT (84/85/87)	13 576	26 179	15 979
EXPORTS	2 694 829	805 248	493 799	711 STEAM GENER. BOILERS,ETC.	170	7 839	4 895
001 LIVE ANIMALS	4	78	45	712 STEAM TURBINES	85	1 668	971
011 BOVINE MEAT	350	180	115	713 INTRNL COMBUS PSTN ENGIN	3 726	7 874	4 817
012 OTHER MEAT, MEAT OFFAL	249	113	71	714 ENGINES,MOTORS NON-ELECT	1	143	93
017 MEAT,OFFAL.PRPD,PRVSD,NES	42	65	36	716 ROTATING ELECTRIC PLANT	3 148	15 753	9 507
022 MILK AND CREAM	32 043	5 870	3 616	718 OTH.POWR.GENRTNG.MACHNRY	177	1 220	735
024 CHEESE AND CURD	104	97	60	721 AGRIC.MACHINES,EX.TRACTR	226	333	203
034 FISH,FRESH,CHILLED,FROZN	98 679	6 442	3 990	722 TRACTORS	821	928	541
041 WHEAT, MESLIN, UNMILLED	3 580	111	72	723 CIVIL ENGINEERING EQUIPT	6 902	7 852	4 836
046 MEAL, FLOUR OF WHEAT,MSLN	105 234	2 655	1 734	724 TEXTILE,LEATHER MACHINES	3 496	12 368	7 755
048 CEREAL PREPARATIONS	1 073	377	233	725 PAPER,PULP MILL MACHINES	82	752	457
054 VEGETABLES	81	162	96	726 PRINTNG,BOOKBINDNG MACHS	1 402	8 121	5 068
059 FRUIT, VEGETABLE JUICES	312	64	42	727 FOOD-PROCESS.MCH.NON DDM	507	3 661	2 229
061 SUGARS,MOLASSES,HONEY	58 192	2 764	1 752	728 OTH.MACH,PTS,SPCL INDUSTR	7 102	27 403	17 172
062 SUGAR CONFECTIONERY	2 782	479	311	731 METAL REMOVAL WORK TOOLS	1 337	3 251	2 071
081 ANIMAL FEED STUFF	855	225	137	733 MACH-TOOLS,METAL-WORKING	149	194	116
098 EDIBLE PROD.PREPRTRS,NES	668	295	183	735 PARTS,NES,FOR MACH-TOOLS	44	463	290
				737 METALWORKING MACHNRY NES	376	514	311

7 IMPORTS AND EXPORTS (SPECIAL TRADE) BY COUNTRIES OF PRODUCTION AND CONSUMPTION AND BY GROUPS OF THE SITC-REV. III 1994

GROUP DESCRIPTION	DT = 100 KG	1 000 DM	1 000 \$	GROUP DESCRIPTION	DT = 100 KG	1 000 DM	1 000 \$
741 HEATING, COOLING EQUIP, PART	4 198	11 177	6 745	591 INSECTICIDES, ETC.	951	972	584
742 PUMPS FOR LIQUIDS, PARTS	1 317	7 964	4 774	592 STARCHES, INULIN, ETC.	857	441	270
743 PUMPS, NES, CENTRIFUGS ETC	3 174	7 000	4 253	597 PREPRD ADDITIVES, LIQUIDS	641	170	104
744 MECHANICAL HANDLING EQUIP	2 002	4 072	2 505	598 MISC. CHEMICAL PRDCTS, NES	918	786	482
745 OTH. NONELEC MCH, TOOL, NES	1 478	17 305	10 540	625 RUBBER TYRES, TUBES, ETC.	11 058	2 726	1 665
746 BALL OR ROLLER BEARINGS	345	1 476	902	629 ARTICLES OF RUBBER, NES	44	206	127
747 TAPS, COCKS, VALVES, ETC.	803	4 203	2 549	641 PAPER AND PAPERBOARD	3 347	1 055	660
748 TRANSMISSIONS SHAFTS ETC	1 472	5 013	3 098	642 PAPER, PAPERBOARD, CUT ETC	698	193	118
749 NON-ELECT MACH. PARTS, ETC	576	3 570	2 209	652 COTTON FABRICS, WOVEN	8	57	35
751 OFFICE MACHINES	290	7 165	4 596	653 FABRICS, MAN-MADE FIBRES	120	151	93
752 AUTOMATC. DATA PROC. EQUIP	51	858	524	657 SPECIAL YARN, TXTL. FABRIC	63	112	70
759 PARTS, FOR OFFICE MACHINS	43	3 210	1 969	662 CLAY, REFRCT. CONSTR. MATRL	4 949	516	328
764 TELECOMM. EQUIP. PARTS NES	1 381	31 849	18 746	663 MINERAL MANUFACTURES, NES	177	247	155
771 ELECT PWR MACHNY, PARTS	2 724	4 175	2 499	664 GLASS	1 350	168	99
772 ELEC. SWITCH, RELAY, CIRCUIT	1 750	13 529	8 305	665 GLASSWARE	900	123	76
773 ELECTR DISTRIB. EQPT NES	8 785	9 038	5 429	671 PIG IRON, SPIEGELEISN, ETC	1 600	53	32
774 ELECTRO-MEDCL, XRAY EQUIP	2 772	15 370	9 587	672 INGOTS ETC. IRON OR STEEL	4 657	342	211
775 DOM. ELEC, NON-ELEC. EQUIPT	2 484	1 321	809	673 FLAT-ROLLED IRON ETC.	6 783	708	449
776 TRANSISTORS, VALVES, ETC.	4	105	63	679 TUBES, PIPES, ETC. IRON, STL	11 599	2 149	1 403
778 ELECTRIC. MACH. APPART. NES	5 710	8 312	5 075	684 ALUMINIUM	185	659	409
781 PASS. MOTOR VEHCLS. EX. BUS	49 734	36 157	22 242	691 METALLIC STRUCTURES NES	364	298	182
782 GOODS, SPCL TRANSPORT VEH	47 958	16 777	10 446	692 CONTAINERS, STORAGE, TRNSP	33	75	48
783 ROAD MOTOR VEHICLES NES	8 870	5 875	3 479	693 WIRE PRODUCTS EXCL. ELECT	286	77	51
784 PARTS, TRACTORS, MOTOR VEH	30 927	62 220	37 815	694 NAILS, SCREWS, NUTS, ETC.	165	358	225
785 CYCLES, MOTORCYCLES ETC.	224	301	182	696 TOOLS	107	443	273
786 TRAILERS, SEMI-TRAILER, ETC	2 920	4 428	2 628	696 CUTLERY	33	82	50
792 AIRCRAFT, ASSOCD. EQUIPNT	19	666	413	699 MANUFACT. BASE METAL, NES	142	209	123
793 SHIP, BOAT, FLOAT, STRUCTRS	1 719	534	340	713 INTRNL COMBUS PSTN ENGIN	225	837	524
800 CPL IND PLANT CHAP. 90/94	1	80	49	714 ENGINES, MOTORS NON-ELECT	21	1 561	976
812 PLUMBING, SANITRY, EQPT. ETC	180	92	56	721 AGRIC. MACHINES, EX. TRACTR	204	220	134
813 LIGHTING FIXTURES ETC. NES	1 366	2 405	1 472	722 TRACTORS	79	73	44
821 FURNITURE, CUSHIONS, ETC.	324	1 267	754	723 CIVIL ENGINEERING EQUIPT	599	960	587
831 TRUNK, SUIT-CASES, BAG, ETC	36	141	85	724 TEXTILE, LEATHER MACHINES	69	670	417
841 MENS, BOYS CLOTHNG, X-KNIT	33	485	301	726 PRINTNG, BOOKBINDNG MACHS	39	269	166
845 OTHR. TEXTILE APPAREL, NES	9	166	108	727 FOOD-PROCESS. MCH. NON DOM	95	160	100
848 CLOTHNG, NONTXLT; HEADGEAR	71	111	70	728 OTH. MACH, PTS, SPCL INDUST	429	1 633	1 023
851 FOOTWEAR	122	280	182	731 METAL REMOVAL WORK TOOLS	143	293	192
871 OPTICAL INSTRUMENTS, NES	8	335	202	735 PARTS, NES, FOR MACH-TOOLS	17	95	58
872 MEDICAL INSTRUMENTS NES	1 660	2 120	1 343	737 METALWORKING MACHNRY NES	80	240	155
873 METERS, COUNTERS, NES	53	408	258	741 HEATING, COOLING EQUIP, PART	76	369	243
874 MEASURE, CONTROL INSTRMNT	663	9 227	5 591	742 PUMPS FOR LIQUIDS, PARTS	17	172	108
881 PHOTOGRAPH APPAR. ETC. NES	53	532	322	743 PUMPS NES, CENTRIFUGS ETC	234	856	539
882 PHOTO. CINEMATOGRPH. SUPPL	4 953	7 959	4 983	744 MECHANICAL HANDLING EQUIP	1 009	895	566
884 OPTICAL GOODS NES		61	37	745 OTH. NONELEC MCH, TOOL, NES	684	1 562	978
885 WATCHES AND CLOCKS	18	550	332	746 BALL OR ROLLER BEARINGS	84	121	73
892 PRINTED MATTER	983	1 376	831	747 TAPS, COCKS, VALVES, ETC.	19	113	68
893 ARTICLES, NES, OF PLASTICS	1 077	1 591	997	748 TRANSMISSIONS SHAFTS ETC	21	172	104
894 BABY CARRIAGE, TOYS, GAMES	81	90	58	749 NON-ELECT MACH. PARTS, ETC	102	601	385
895 OFFICE, STATIONERY SUPPLS	318	2 289	1 418	751 OFFICE MACHINES	16	66	39
897 GOLD, SILVERWARE, JEWEL NES		58	37	752 AUTOMATC. DATA PROC. EQUIP	23	472	287
898 MUSICAL INSTRUMENTS, ETC.	53	3 209	1 941	759 PARTS, FOR OFFICE MACHINS	1	66	40
899 MISC MANUFCTRD GOODS NES	268	688	442	764 TELECOMM. EQUIP. PARTS NES	115	4 330	2 779
941 COMPL IND PLANT CHAPT 99	20 840	29 205	18 144	772 ELEC. SWITCH, RELAY, CIRCUIT	5	254	155
				774 ELECTRO-MEDCL, XRAY EQUIP	20	389	228
CAMEROON				778 ELECTRIC. MACH. APPART. NES	1 013	937	578
IMPORTS	3 296 365	190 204	117 142	781 PASS. MOTOR VEHCLS. EX. BUS	2 695	2 789	1 758
001 LIVE ANIMALS	1	92	58	782 GOODS, SPCL TRANSPORT VEH	9 389	10 517	6 677
057 FRUIT, NUTS EXCL. OIL NUTS	60 167	8 096	4 942	783 ROAD MOTOR VEHICLES NES	889	828	524
071 COFFEE, COFFEE SUBSTITUTE	84 402	31 329	19 631	784 PARTS, TRACTORS, MOTOR VEH	2 031	3 128	1 975
072 COCOA	27 605	7 248	4 451	786 TRAILERS, SEMI-TRAILER, ETC	10 175	6 004	3 813
075 SPICES	303	89	57	791 RAILWAY VEHICLES, EQUIPNT	3	88	56
121 TOBACCO, UNMANUFACTURED	189	48	30	813 LIGHTNG FIXTURES ETC. NES	100	137	87
231 NATURAL RUBBER, ETC.	81 323	14 519	8 958	871 OPTICAL INSTRUMENTS, NES	2	89	50
247 WOOD ROUGH, ROUGH SQUARED	642 957	46 304	28 577	872 MEDICAL INSTRUMENTS NES	22	49	30
248 WOOD, SIMPLY WORKED	57 309	6 315	3 964	873 METERS, COUNTERS, NES	181	175	109
292 CRUDE VEG. MATERIALS, NES	403	374	223	874 MEASURE, CONTROL INSTRMNT	276	4 776	2 830
333 PETROLEUM OILS, CRUDE	2 170 090	35 155	21 533	882 PHOTO. CINEMATOGRPH. SUPPL	166	171	106
422 FIXED VEG. FAT, OILS, OTHER	4 841	356	218	892 PRINTED MATTER	168	357	221
512 ALCOHOL, PHENOL, ETC. DERIV	988	173	106	893 ARTICLES, NES, OF PLASTICS	127	146	91
582 PLASTIC PLATE, SHEETS, ETC	189	136	90	895 OFFICE, STATIONERY SUPPLS	56	134	83
634 VENEERS, PLYWOOD, ETC.	9 932	2 073	1 286				
675 FLAT-ROLLED, ALLOY STEEL	384	85	50	CENT AFR REP			
684 ALUMINIUM	154 114	36 591	22 225	IMPORTS	36 090	6 653	4 012
714 ENGINES, MOTORS NON-ELECT	5	58	37	011 BOVINE MEAT	1 266	682	407
784 PARTS, TRACTORS, MOTOR VEH	17	138	87	057 FRUIT, NUTS EXCL. OIL NUTS	298	96	57
898 MUSICAL INSTRUMENTS, ETC.	46	52	31	071 COFFEE, COFFEE SUBSTITUTE	245	130	83
EXPORTS	151 299	78 202	48 905	247 WOOD ROUGH, ROUGH SQUARED	16 380	1 450	874
037 FISH ETC. PREPRD, PRSVD. NES	1 299	673	430	248 WOOD, SIMPLY WORKED	1 057	101	61
054 VEGETABLES	377	459	296	263 COTTON	15 272	3 547	2 140
061 SUGARS, MOLASSES, HONEY	11 350	506	306	292 CRUDE VEG. MATERIALS, NES	831	372	220
081 ANIMAL FEED STUFF	2 834	395	233	431 ANIMAL, VEG. FATS, OILS, NES	294	149	91
098 EDIBLE PROD. PREPRTRS, NES	155	82	54	EXPORTS	7 409	7 178	4 497
267 OTHER MAN-MADE FIBRES	565	382	236	054 VEGETABLES	60	81	51
269 WORN CLOTHING, TEXTL. ARTL	17 003	5 978	3 771	232 CRUDE VEG. MATERIALS, NES	104	282	175
292 CRUDE VEG. MATERIALS, NES	330	1 669	1 054	539 PIGMENTS, PAINTS, ETC.	74	80	51
431 ANIMAL, VEG. FATS, OILS, NES	324	55	33	574 POLYACETAL, POLYCARBONATE	232	517	330
511 HYDROCARBONS, NES, DERIVTS	2 342	279	175	592 STARCHES, INULIN, ETC.	165	55	32
512 ALCOHOL, PHENOL, ETC. DERIV	200	82	51	597 PREPRD ADDITIVES, LIQUIDS	150	125	72
513 CARBOXYLIC ACIDS, DERIVTS	1 345	244	152	598 MISC. CHEMICAL PRDCTS, NES	383	89	55
522 INORGANIC CHEM. ELEMENTS	8 757	554	338	625 RUBBER TYRES, TUBES, ETC.	81	75	48
523 METAL. SALTS, INDRGAN. ACID	11 322	478	296	657 SPECIAL YARN, TXTL. FABRIC	127	129	80
524 OTHER CHEMICAL COMPOUNDS	3	66	42	663 MINERAL MANUFACTURES, NES	22	80	48
531 SYNTH. COLOURS, LAKES, ETC.	191	724	458	684 ALUMINIUM	158	306	189
532 DYEING, TANNING MATERIALS	600	84	51	713 INTRNL COMBUS PSTN ENGIN	10	115	72
533 PIGMENTS, PAINTS, ETC.	631	285	173	723 CIVIL ENGINEERING EQUIPT	43	148	91
541 MEDICINES, ETC. EXC. GRP542	43	425	271	737 METALWORKING MACHNRY NES	4	89	55
542 MEDICAMENTS	12	107	65	743 PUMPS NES, CENTRIFUGS ETC	52	141	88
553 PERFUMERY, COSMETICS, ETC.	96	104	61	745 OTH. NONELEC MCH, TOOL, NES	7	157	96
554 SOAP, CLEANERS, POLISH, ETC	1 268	583	357	751 OFFICE MACHINES	21	108	66
571 POLYMERS OF ETHYLENE	592	55	35	775 DOM. ELEC, NON-ELEC. EQUIPT	22	54	35
572 POLYMERS OF STYRENE	201	46	30	778 ELECTRIC. MACH. APPART. NES	39	82	53
573 POLYMERS, VINYL CHLORIDE	826	89	52	781 PASS. MOTOR VEHCLS. EX. BUS	34	99	63
575 OTH. PLASTIC, PRIMARY FORM	1 642	639	396	782 GOODS, SPCL TRANSPORT VEH	394	298	177
582 PLASTIC PLATE, SHEETS, ETC	146	148	89	784 PARTS, TRACTORS, MOTOR VEH	679	789	508

7 IMPORTS AND EXPORTS (SPECIAL TRADE) BY COUNTRIES OF PRODUCTION AND CONSUMPTION AND BY GROUPS OF THE SITC-REV. III 1994

GROUP DESCRIPTION	DT = 100 KG	1 000 DM	1 000 \$	GROUP DESCRIPTION	DT = 100 KG	1 000 DM	1 000 \$
786 TRAILERS, SEMI-TRAILR, ETC	1 642	1 094	706	874 MEASURE, CONTROL INSTRMNT	13	583	368
792 AIRCRAFT, ASSOCTD. EQUIPNT	40	468	287	893 ARTICLES, NES, OF PLASTICS	124	388	238
841 MENS, BOYS CLOTHNG, X-KNIT	4	58	39	895 OFFICE, STATIONERY SUPPLS	64	225	144
892 PRINTED MATTER	40	52	32	941 COMPL IND PLANT CHAPT 99	160	200	123
893 ARTICLES, NES, OF PLASTICS	17	61	39				
898 MUSICAL INSTRUMENTS, ETC.	5	52	32				
EQUAT GUINEA				CONGO			
IMPORTS				IMPORTS			
057 FRUIT, NUTS EXCL. OIL NUTS	476	90	51	072 COCOA	537	70	41
247 WOOD ROUGH, ROUGH SQUARED	82 640	4 106	2 552	247 WOOD ROUGH, ROUGH SQUARED	263 388	19 122	11 926
248 WOOD, SIMPLY WORKED	2 241	141	90	248 WOOD, SIMPLY WORKED	8 796	942	581
EXPORTS				EXPORTS			
269 WORN CLOTHING, TEXTL. ARTL	494	153	92	288 NON-FERROUS WASTE, SCRAP	258	54	32
679 TUBES, PIPES, ETC. IRON, STL	3 193	486	310	634 VENEERS, PLYWOOD, ETC.	49 013	13 072	8 094
713 INTRNL COMBUS PSTN ENGIN	6	50	31	689 MISC. NON-FERR. BASE METAL	100	640	390
784 PARTS, TRACTORS, MOTOR VEH	122	151	97	699 MANUFACTS. BASE METAL, NES	30	182	116
786 TRAILERS, SEMI-TRAILR, ETC	279	226	146				
892 PRINTED MATTER	21	50	30	EXPORTS			
S TOME PRINC				EXPORTS			
IMPORTS				IMPORTS			
072 COCOA	4 490	1 058	648	011 BOVINE MEAT	536	64	42
EXPORTS				EXPORTS			
111 NON-ALCOHOL. BEVERAGE, NES	1 564	123	75	041 WHEAT, MESLIN, UNMILLED	82 500	1 494	955
112 ALCOHOLIC BEVERAGES	728	85	51	054 VEGETABLES	48	68	41
661 LIME, CEMENT, CONSTR. MATRL	6 000	90	53	091 MARGARINE AND SHORTENING	1 760	307	179
752 AUTOMATC. DATA PROC. EQUIP	11	99	60	232 SYNTHETIC RUBBER, ETC.	136	76	49
GABON				GABON			
IMPORTS				IMPORTS			
034 FISH, FRESH, CHILLED, FROZN	342	319	203	269 WORN CLOTHING, TEXTL. ARTL	166	68	44
071 COFFEE, COFFEE SUBSTITUTE	126	72	46	278 OTHER CRUDE MINERALS	33 520	1 042	657
231 NATURAL RUBBER, ETC.	3 428	602	376	334 PETROLEUM PRODUCTS	296	50	31
247 WOOD ROUGH, ROUGH SQUARED	139 164	8 954	5 588	421 FIXED VEG. FAT, OILS, SOFT	2 050	292	177
333 PETROLEUM OILS, CRUDE	1 347 730	25 721	16 861	516 OTHER ORGANIC CHEMICALS	220	166	104
EXPORTS				EXPORTS			
011 BOVINE MEAT	5 065	671	411	575 OTH. PLASTIC, PRIMARY FORM	240	95	61
022 MILK AND CREAM	938	145	88	582 PLASTIC PLATE, SHEETS, ETC	633	235	146
054 VEGETABLES	166	141	84	591 INSECTICIDES, ETC.	61	72	45
269 WORN CLOTHING, TEXTL. ARTL	990	329	207	598 MISC. CHEMICAL PRODTS. NES	617	279	175
278 OTHER CRUDE MINERALS	25 345	647	395	625 RUBBER TYRES, TUBES, ETC.	1 037	537	323
292 CRUDE VEG. MATERIALS, NES	23	51	32	629 ARTICLES OF RUBBER, NES	20	93	49
522 INORGANIC CHEM. ELEMENTS	2 006	74	43	642 PAPER, PAPERBOARD, CUT ETC	790	333	205
523 METAL. SALTS, INORGAN. ACID	9 065	267	160	651 TEXTILE YARN	71	127	80
554 SOAP, CLEANERS, POLISH, ETC	461	234	138	653 FABRICS, MAN-MADE FIBRES	60	77	47
574 POLYACETAL, POLYCARBONATE	416	141	86	657 SPECIAL YARN, TXTL. FABRIC	42	56	33
575 OTH. PLASTIC, PRIMARY FORM	213	77	45	661 LIME, CEMENT, CONSTR. MATRL	15 020	288	190
582 PLASTIC PLATE, SHEETS, ETC	56	56	36	663 MINERAL MANUFACTURES, NES	107	128	80
591 INSECTICIDES, ETC.	183	132	77	673 FLAT-ROLLED IRON ETC.	1 037	197	120
592 STARCHES, INULIN, ETC.	508	260	165	674 FLAT-ROLLED PLATED IRON	2 259	323	199
598 MISC. CHEMICAL PRODTS. NES	793	164	98	679 TUBES, PIPES, ETC. IRON, STL	85 829	11 154	6 793
621 MATERIALS OF RUBBER	58	92	58	684 ALUMINIUM	56	296	175
625 RUBBER TYRES, TUBES, ETC.	1 428	324	202	691 METALLIC STRUCTURES NES	240	80	47
629 ARTICLES OF RUBBER, NES	36	123	75	693 WIRE PRODUCTS EXCL. ELECT	414	166	103
641 PAPER AND PAPERBOARD	297	223	136	695 TOOLS	182	1 462	910
653 FABRICS, MAN-MADE FIBRES	204	180	116	699 MANUFACTS. BASE METAL, NES	868	454	280
662 CLAY, REFRCT. CONSTR. MATRL	987	135	83	711 STEAM GENER. BOILERS, ETC.	33	65	39
663 MINERAL MANUFACTURES, NES	172	246	150	713 INTRNL COMBUS PSTN ENGIN	111	345	210
673 FLAT-ROLLED IRON ETC.	3 110	510	327	714 ENGINES, MOTORS NON-ELECT	10	1 821	1 050
676 IRON, STL. BAR, SHAPES ETC.	573	77	50	716 ROTATING ELECTRIC PLANT	486	2 013	1 271
679 TUBES, PIPES, ETC. IRON, STL	2 551	902	564	718 OTH. POWR. GENRTNG. MACHNRY	163	951	583
683 NICKEL	29	150	94	723 CIVIL ENGINEERING EQUIPT	253	246	147
684 ALUMINIUM	71	161	99	725 PAPER, PULP MILL MACHINES	75	200	127
694 NAILS, SCREWS, NUTS, ETC.	25	64	35	728 OTH. MACH. PTS, SPCL INDUST	567	1 056	661
695 TOOLS	18	221	129	735 PARTS, NES, FOR MACH-TOOLS	19	53	32
699 MANUFACTS. BASE METAL, NES	371	325	202	741 HEATING, COOLNG EQUIP, PART	5	72	41
700 CPL IND PLANT (84/85/87)	140	3 407	2 092	742 PUMPS FOR LIQUIDS, PARTS	17	83	48
713 INTRNL COMBUS PSTN ENGIN	46	407	252	743 PUMPS NES, CENTRIFUGS ETC	129	142	86
714 ENGINES, MOTORS NON-ELECT	1	68	43	744 MECHANICAL HANDLNG EQUIP	83	225	136
716 ROTATING ELECTRIC PLANT	40	168	107	745 OTH. NONELEC MCH, TOOL, NES	39	343	214
718 OTH. POWR. GENRTNG. MACHNRY	63	402	252	746 BALL OR ROLLER BEARINGS	8	59	35
723 CIVIL ENGINEERING EQUIPT	2 587	4 895	3 098	748 TRANSMISSIONS SHAFTS ETC	23	82	48
728 OTH. MACH. PTS, SPCL INDUST	518	1 039	636	749 NON-ELECT MACH. PARTS, ETC	26	101	57
741 HEATING, COOLNG EQUIP, PART	15	112	70	752 AUTOMATC. DATA PROC. EQUIP	6	129	81
742 PUMPS FOR LIQUIDS, PARTS	32	746	461	764 TELECOMM. EQUIP. PARTS NES	14	131	80
743 PUMPS NES, CENTRIFUGS ETC	91	477	294	772 ELEC. SWITCH. RELAY. CIRCUIT	27	154	91
744 MECHANICAL HANDLNG EQUIP	273	729	460	778 ELECTRIC MACH. APPART. NES	169	216	127
745 OTH. NONELEC MCH, TOOL, NES	248	1 478	926	781 PASS. MOTOR VEHCLS. EX. BUS	122	318	204
746 BALL OR ROLLER BEARINGS	181	179	111	782 GOODS, SPCL TRANSPORT VEH	2 397	2 798	1 702
747 TAPS, COCKS, VALVES, ETC.	170	996	641	783 ROAD MOTOR VEHICLES NES	304	234	147
748 TRANSMISSIONS SHAFTS ETC	40	297	179	784 PARTS, TRACTORS, MOTOR VEH	903	1 804	1 116
749 NON-ELECT MACH. PARTS, ETC	24	121	72	785 CYCLES, MOTORCYCLES ETC.	5	131	84
751 OFFICE MACHINES	44	159	98	786 TRAILERS, SEMI-TRAILR, ETC	588	603	372
752 AUTOMATC. DATA PROC. EQUIP	3	93	57	791 RAILWAY VEHICLES, EQUIPNT	200	819	469
762 RADIO-BROADCAST RECEIVER	8	67	42	874 MEASURE, CONTROL INSTRMNT	2	103	64
764 TELECOMM. EQUIP. PARTS NES	16	902	581				
772 ELEC. SWITCH. RELAY. CIRCUIT	8	125	78	ZAIRE			
775 DOM. ELEC. NON-ELEC. EQUIPT	53	73	47	IMPORTS			
778 ELECTRIC. MACH. APPART. NES	77	275	165	001 LIVE ANIMALS	7	344	216
781 PASS. MOTOR VEHCLS. EX. BUS	195	562	338	034 FISH, FRESH, CHILLED, FROZN	17	440	275
782 GOODS, SPCL TRANSPORT VEH	5 561	7 578	4 743	071 COFFEE, COFFEE SUBSTITUTE	19 909	8 894	5 599
783 ROAD MOTOR VEHICLES NES	1 542	2 159	1 321	121 TOBACCO, UNMANUFACTURED	7 728	4 366	2 536
784 PARTS, TRACTORS, MOTOR VEH	1 384	2 149	1 333	231 NATURAL RUBBER, ETC.	7 053	1 062	634
786 TRAILERS, SEMI-TRAILR, ETC	2 731	1 857	1 161	247 WOOD ROUGH, ROUGH SQUARED	109 298	8 773	5 412
800 CPL IND PLANT CHAP 90/94	60	669	412	248 WOOD, SIMPLY WORKED	25 004	3 108	1 927
				277 NATURAL ABRASIVES, NES		2 597	1 649
				111 ORE, CONCENTR. BASE METALS	215	519	332
				292 CRUDE VEG. MATERIALS, NES	10 236	8 392	5 244
				422 FIXED VEG. FAT, OILS, OTHER	1 489	146	96
				516 OTHER ORGANIC CHEMICALS	69	563	358
				522 INORGANIC CHEM. ELEMENTS	260	1 415	878
				634 VENEERS, PLYWOOD, ETC.	12 185	2 944	1 822
				635 WOOD MANUFACTURES, NES	258	54	33
				651 TEXTILE YARN	167	97	62
				78 867 PEARLS, PRECIOUS STONES			
				682 COPPER	2 500	694	398
				689 MISC. NON-FERR. BASE METAL	1 800	12 933	7 990
				695 TOOLS		54	36
				743 PUMPS NES, CENTRIFUGS ETC	94	68	39
				776 TRANSISTORS, VALVES, ETC.		747	477

7 IMPORTS AND EXPORTS (SPECIAL TRADE) BY COUNTRIES OF PRODUCTION AND CONSUMPTION AND BY GROUPS OF THE SITC-REV. III 1994

GROUP DESCRIPTION	DT = 100 KG	1 000 DM	1 000 \$	GROUP DESCRIPTION	DT = 100 KG	1 000 DM	1 000 \$
EXPORTS				BURUNDI			
011 BOVINE MEAT	106 786	106 716	66 824	742 PUMPS FOR LIQUIDS,PARTS	10	85	50
022 MILK AND CREAM	18 606	1 499	948	744 MECHANICAL HANDLING EQUIP	11	87	50
023 BUTTER,OTHER FAT OF MILK	1 806	211	134	745 OTH.NONELEC MCH,TOOL,NES	12	71	41
046 MEAL,FLOUR OF WHEAT,MSLN	534	184	111	749 NON-ELECT MACH,PARTS,ETC	18	59	33
054 VEGETABLES	12 736	439	280	751 OFFICE MACHINES	24	100	58
098 EDIBLE PROD.PREPRNS,NES	80	222	136	764 TELECOMM.EQUIP.PARTS NES	8	439	260
112 ALCOHOLIC BEVERAGES	94	56	37	772 ELEC.SWITCH,RELAY.CIRCUIT	16	97	54
267 OTHER MAN-MADE FIBRES	571	91	57	778 ELECTRIC.MACH.APPART.NES	57	96	53
269 WORN CLOTHING,TEXTL.ARTL	806	541	337	781 PASS.MOTOR VEHCLS.EX.BUS	29	73	45
335 RESIDUAL PETROL.PRODUCTS	181	51	33	782 GOODS,SPCL TRANSPORT VEH	917	1 566	941
512 ALCOHOL,PHENOL,ETC.DERIV	897	112	72	783 ROAD MOTOR VEHICLES NES	431	1 038	609
513 CARBOXYLIC ACIDS,DERIVTS	623	196	126	784 PARTS,TRACTORS,MOTOR VEH	466	407	248
514 NITROGEN-FUNCT.COMPOUNDS	119	248	159	786 TRAILERS,SEMI-TRAILR,ETC	383	259	148
516 OTHER ORGANIC CHEMICALS	824	307	193	821 FURNITURE,CUSHIONS,ETC.	133	138	88
522 INORGANIC CHEM.ELEMENTS	22	106	69	872 MEDICAL INSTRUMENTS NES	12	78	46
523 METAL.SALTS,INDORGAN.ACID	2 068	189	118	874 MEASURE,CONTROL INSTRMNT	10	187	110
531 SYNTH.COLOURS,LAKES,ETC.	2 554	259	160	892 PRINTED MATTER	196	243	144
533 PIGMENTS,PAINTS,ETC.	188	573	364	893 ARTICLES,NES,OF PLASTICS	368	225	144
541 MEDICINES,ETC.EXC.GRP542	487	997	609	IMPORTS			
542 MEDICAMENTS	18	192	122	034 FISH,FRESH,CHILLED,FROZN	119 756	50 482	31 125
551 ESSNTL.OIL,PERFUME,FLAVR	13	98	63	057 FRUIT,NUTS EXCL.OIL NUTS	54	219	135
554 SOAP,CLEANERS,POLISH,ETC	787	897	557	071 COFFEE,COFFEE SUBSTITUTE	282	107	64
571 POLYMERS OF ETHYLENE	1 026	398	239	021 TOBACCO,UNMANUFACTURED	117 227	48 868	30 158
575 OTH.PLASTIC,PRIMARY FORM	3 264	402	252	672 ELEC.SWITCH,RELAY.CIRCUIT	1 710	920	550
581 PLASTIC TUBE,PIPE,HOSE	574	466	285	896 WORKS OF ART,ANTIQUE ETC	1	84	50
582 PLASTIC PLATE,SHEETS,ETC	429	103	65	EXPORTS			
591 INSECTICIDES,ETC.	80	105	65	022 MILK AND CREAM	37 374	20 146	12 528
592 STARCHES,INULIN,ETC.	68	108	226	037 FISH ETC.PREPD,PRSD,NES	1 708	523	333
598 MISC.CHEMICAL PRODTS,NES	887	358	226	046 MEAL,FLOUR OF WHEAT,MSLN	1 279	670	430
625 RUBBER TYRES,TUBES,ETC.	1 807	879	551	061 SUGARS,MOLASSES,HONEY	6 041	186	117
629 ARTICLES OF RUBBER, NES	1 419	1 014	625	091 MARGARINE AND SHORTENING	3 120	155	100
641 PAPER AND PAPERBOARD	37	69	42	OTHER MAN-MADE FIBRES	545	75	45
642 PAPER,PAPERBOARD,CUT ETC	5 940	10 667	6 670	CRUDE VEG.MATERIALS, NES	754	543	332
653 FABRICS,MAN-MADE FIBRES	973	260	162	RESIDUAL PETROL.PRODUCTS	333	1 159	747
663 MINERAL MANUFACTURES,NES	160	186	118	411 ANIMAL OILS AND FATS	606	73	45
673 FLAT-ROLLED IRON ETC.	53	67	44	515 ORGANO-INORGANIC COMPNDNS	3 874	304	195
674 FLAT-ROLLED PLATED IRON	561	92	58	522 INORGANIC CHEM.ELEMENTS	425	1 448	889
679 TUBES,PIPES,ETC. IRON,STL	2 829	647	406	531 SYNTH.COLOURS,LAKES,ETC.	6 392	326	199
684 ALUMINIUM	738	126	78	533 PIGMENTS,PAINTS,ETC.	49	261	167
691 METALLIC STRUCTURES NES	28	109	67	541 MEDICINES,ETC.EXC.GRP542	329	206	126
692 CONTAINERS,STORAGE,TRANSP	384	434	273	542 MEDICAMENTS	45	595	355
693 WIRE PRODUCTS EXCL.ELECT	82	127	82	551 ESSNTL.OIL,PERFUME,FLAVR	23	92	61
695 TOOLS	597	298	190	554 SOAP,CLEANERS,POLISH,ETC	48	133	83
696 CUTLERY	93	519	324	573 POLYMERS,VINYL CHLORIDE	389	117	74
699 MANUFACTS.BASE METAL,NES	756	1 403	867	581 PLASTIC TUBE,PIPE,HOSE	540	204	124
700 CPL IND PLANT (84/85/87)	211	171	107	591 INSECTICIDES,ETC.	122	209	136
713 INTRNL COMBUS PSTN ENGIN	141	894	570	592 STARCHES,INULIN,ETC.	167	75	47
716 ROTATING ELECTRIC PLANT	135	373	230	598 MISC.CHEMICAL PRODTS,NES	101	56	34
723 CIVIL ENGINEERING EQUIPT	253	529	333	RUBBER TYRES,TUBES,ETC.	99	95	60
724 TEXTILE,LEATHER MACHINES	462	707	456	ARTICLES OF RUBBER, NES	3	63	31
726 PRINTNG,BOOKBINDNG MACHS	116	306	188	641 PAPER AND PAPERBOARD	319	60	38
727 FOOD-PROCESS.MCH.NON DOM	55	438	277	642 PAPER,PAPERBOARD,CUT ETC	258	100	63
728 OTH.MACH,PTS,SPCL INDUST	131	503	316	663 MINERAL MANUFACTURES,NES	31	64	39
737 METALWORKING MACHNRY NES	2 879	5 526	3 426	679 TUBES,PIPES,ETC. IRON,STL	2 545	274	161
741 HEATING,COOLNG EQUIP,PART	35	123	77	684 ALUMINIUM	82	52	34
742 PUMPS FOR LIQUIDS,PARTS	26	155	100	693 WIRE PRODUCTS EXCL.ELECT	486	167	107
743 PUMPS NES,CENTRIFUGS ETC	94	702	444	713 INTRNL COMBUS PSTN ENGIN	8	74	45
744 MECHANICAL HANDLING EQUIP	96	418	260	723 CIVIL ENGINEERING EQUIPT	202	206	131
745 OTH.NONELEC MCH,TOOL,NES	223	250	159	724 TEXTILE,LEATHER MACHINES	3	61	39
746 BALL OR ROLLER BEARINGS	172	272	169	727 FOOD-PROCESS.MCH.NON DOM	47	137	86
747 TAPS,COCKS,VALVES,ETC.	87	292	178	OTH.MACH,PTS,SPCL INDUST	23	115	69
748 TRANSMISSIONS SHAFTS ETC	46	184	111	733 MACH-TOOLS,METAL-WORKING	70	155	91
749 NON-ELECT MACH.PARTS,ETC	58	232	142	735 PARTS,NES,FOR MACH-TOOLS	8	53	33
752 AUTOMATC.DATA PROC.EQUIP	35	131	83	743 PUMPS NES,CENTRIFUGS ETC	20	80	46
759 PARTS,FOR OFFICE MACHINS	7	141	87	744 MECHANICAL HANDLING EQUIP	14	54	34
764 TELECOMM.EQUIP.PARTS NES	1	62	38	745 OTH.NONELEC MCH,TOOL,NES	12	87	52
772 ELEC.SWITCH,RELAY.CIRCUIT	2	287	184	747 TAPS,COCKS,VALVES,ETC.	17	55	31
774 ELECTRO-MEDCL,XRAY EQUIP	25	236	144	748 TRANSMISSIONS SHAFTS ETC	8	59	35
778 ELECTRIC.MACH.APPART.NES	3	173	110	749 NON-ELECT MACH.PARTS,ETC	14	65	39
781 PASS.MOTOR VEHCLS.EX.BUS	775	1 024	635	764 TELECOMM.EQUIP.PARTS NES	50	30	18
782 GOODS,SPCL TRANSPORT VEH	2 375	6 007	3 705	772 ELEC.SWITCH,RELAY.CIRCUIT	90	572	349
783 ROAD MOTOR VEHICLES NES	9 614	9 628	6 172	778 ELECTRIC.MACH.APPART.NES	84	63	38
784 PARTS,TRACTORS,MOTOR VEH	1 268	2 253	1 343	781 PASS.MOTOR VEHCLS.EX.BUS	224	240	146
786 TRAILERS,SEMI-TRAILR,ETC	2 948	8 456	5 160	782 GOODS,SPCL TRANSPORT VEH	863	4 257	2 696
791 RAILWAY VEHICLES.EQUIPNT	3 085	2 332	1 435	784 PARTS,TRACTORS,MOTOR VEH	1 377	2 030	1 304
792 AIRCRAFT,ASSOCTD.EQUIPNT	24	99	63	872 MEDICAL INSTRUMENTS NES	272	767	468
811 PREFABRICATED BUILDINGS	1	65	40	892 PRINTED MATTER	45	88	53
831 TRUNK,SUIT-CASES,BAG,ETC	222	60	37	893 ARTICLES,NES,OF PLASTICS	409	775	465
872 MEDICAL INSTRUMENTS NES	21	63	44	896 WORKS OF ART,ANTIQUE ETC	173	105	65
874 MEASURE,CONTROL INSTRMNT	6	73	44	899 MISC MANUFCTRD GOODS NES	51	51	33
892 PRINTED MATTER	37	323	198	RHAWANDA			
893 ARTICLES,NES,OF PLASTICS	4 213	20 524	12 952	IMPORTS			
895 OFFICE,STATIONERY SUPPLS	87	119	73	071 COFFEE,COFFEE SUBSTITUTE	73 252	22 888	13 443
	5	671	397	292 CRUDE VEG.MATERIALS, NES	72 637	22 613	13 281
					270	70	40
ST HELENA				EXPORTS			
IMPORTS				ANGOLA			
071 COFFEE,COFFEE SUBSTITUTE	73 252	22 888	13 443	IMPORTS			
292 CRUDE VEG.MATERIALS, NES	72 637	22 613	13 281	11 884 163	258 587	162 946	
	270	70	40	288 NON-FERROUS WASTE,SCRAP	11 990	3 314	2 127
RHAWANDA				333 PETROLEUM OILS, CRUDE	11 871 760	254 154	160 131
EXPORTS				714 ENGINES,MOTORS NON-ELECT	30	784	473
022 MILK AND CREAM	16 880	10 360	6 240	EXPORTS			
046 MEAL,FLOUR OF WHEAT,MSLN	2 220	612	393	011 BOVINE MEAT	140	49	31
048 CEREAL PREPARATIONS	1 299	53	34	022 MILK AND CREAM	1 177	160	94
061 SUGARS,MOLASSES,HONEY	3 600	152	96	046 MEAL,FLOUR OF WHEAT,MSLN	56 790	1 783	1 053
533 PIGMENTS,PAINTS,ETC.	1 071	53	31	061 OTHER CEREAL MEAL, FLOURS	48 490	1 561	951
541 MEDICINES,ETC.EXC.GRP542	73	83	48	091 MARGARINE AND SHORTENING	31 495	1 654	1 000
542 MEDICAMENTS	23	208	128		293	49	32
592 STARCHES,INULIN,ETC.	66	135	86				
598 MISC.CHEMICAL PRODTS,NES	240	85	55				
713 INTRNL COMBUS PSTN ENGIN	73	67	40				
722 TRACTORS	5	54	33				
724 TEXTILE,LEATHER MACHINES	57	150	86				
741 HEATING,COOLNG EQUIP,PART	1 005	840	495				
	40	190	112				

7 IMPORTS AND EXPORTS (SPECIAL TRADE) BY COUNTRIES OF PRODUCTION AND CONSUMPTION AND BY GROUPS OF THE SITC-REV. III 1994

GROUP DESCRIPTION	DT = 100 KG	1 000 DM	1 000 \$	GROUP DESCRIPTION	DT = 100 KG	1 000 DM	1 000 \$
098 EDIBLE PROD.PREPRNTS,NES	7 070	1 254	790	514 NITROGEN-FUNCT.COMPOUNDS	770	268	152
111 NON-ALCOHOL.BEVERAGE,NES	1 695	132	80	515 ORGANO-INORGANIC COMPNDNS	54	96	62
112 ALCOHOLIC BEVERAGES	1 255	169	101	516 OTHER ORGANIC CHEMICALS	312	164	100
267 OTHER MAN-MADE FIBRES	182	149	93	522 INORGANIC CHEM.ELEMENTS	4 618	600	371
269 WORN CLOTHING,TEXTL.ARTL	661	267	170	523 METAL.SALTS,INORGAN.ACID	10 671	835	512
334 PETROLEUM PRODUCTS	51	75	49	531 SYNTH.COLOURS,LAKES,ETC.	415	1 017	632
411 ANIMAL OILS AND FATS	2 209	203	117	532 DYEING,TANNING MATERIALS	7 786	1 531	958
531 SYNTH.COLOURS,LAKES,ETC.	38	124	75	533 PIGMENTS, PAINTS, ETC.	583	409	251
533 PIGMENTS, PAINTS, ETC.	223	103	62	541 MEDICINES,ETC.EXC.GRP542	371	3 365	2 090
541 MEDICINES,ETC.EXC.GRP542	80	315	191	542 MEDICAMENTS	2 624	2 716	1 691
542 MEDICAMENTS	47	68	43	551 ESSNTL.OIL,PERFUME,FLAVR	46	131	79
551 ESSNTL.OIL,PERFUME,FLAVR	233	222	128	554 SOAP,CLEANERS,POLISH,ETC	4 292	916	555
571 POLYMERS OF ETHYLENE	3 324	513	303	571 POLYMERS OF ETHYLENE	4 639	423	262
575 OTH.PLASTIC,PRIMARY FORM	437	145	90	572 POLYMERS OF STYRENE	249	92	53
582 PLASTIC PLATE,SHEETS,ETC	38	52	30	575 OTH.PLASTIC,PRIMARY FORM	2 432	443	265
592 STARCHES,INULIN,ETC.	190	308	196	581 PLASTIC TUBE,PIPE,HOSE	1 987	617	401
598 MISC.CHEMICAL PRDTS,NES	781	260	158	582 PLASTIC PLATE,SHEETS,ETC	1 254	167	106
625 RUBBER TYRES,TUBES,ETC.	3 100	2 378	1 483	591 INSECTICIDES, ETC.	1 972	2 078	1 289
629 ARTICLES OF RUBBER, NES	11	155	97	592 STARCHES,INULIN,ETC.	285	253	159
641 PAPER AND PAPERBOARD	70	46	30	597 PREPRD ADDITIVES,LIQUIDS	246	82	50
642 PAPER,PAPERBOARD,CUT ETC	53	83	51	598 MISC.CHEMICAL PRDTS,NES	3 677	1 747	1 078
662 CLAY,REFRCT.CONSTR.MATRL	5 729	920	583	621 MATERIALS OF RUBBER	49	174	108
674 FLAT-ROLLED PLATED IRON	1 141	124	77	625 RUBBER TYRES,TUBES,ETC.	565	256	157
676 IRON,STL.BAR,SHAPES ETC.	13 751	1 751	1 134	629 ARTICLES OF RUBBER, NES	186	691	434
679 TUBES,PIPES,ETC.IRON,STL	2 332	279	169	634 VENEERS, PLYWOOD, ETC.	858	321	201
691 METALLIC STRUCTURES NES	347	126	74	641 PAPER AND PAPERBOARD	20 961	2 082	1 268
692 CONTAINERS, STORAGE, TRNSP	46	167	107	642 PAPER,PAPERBOARD,CUT ETC	1 555	368	232
695 TOOLS	99	411	253	653 FABRICS,MAN-MADE FBRES	19	56	32
713 INTRNL COMBUS PSTN ENGIN	57	318	197	657 SPECIAL YARN,TKTL.FABRIC	83	259	159
714 ENGINES,MOTORS NON-ELECT	50	1 440	874	658 TEXTILE ARTICLES NES	102	65	38
716 ROTATING ELECTRIC PLANT	76	302	184	662 CLAY,REFRCT.CONSTR.MATRL	2 698	269	169
718 OTH.POWR.GENRTNG.MACHNRY	7	129	83	663 MINERAL MANUFACTURES,NES	792	525	323
723 CIVIL ENGINEERING EQUIPT	11	113	68	665 GLASSWARE	100	282	176
725 PAPER,PULP MILL MACHINES	3	76	46	666 POTTERY	24	65	40
726 PRINTNG,BOOKBINDNG MACHS	27	202	122	673 FLAT-ROLLED IRON ETC.	31 428	2 520	1 620
728 OTH.MACH,PTS,SPCL INDUST	5	72	48	674 FLAT-ROLLED PLATED IRON	5 876	634	390
741 HEATNG.COOLNG EQUIP,PART	203	825	493	676 IRON,STL.BAR,SHAPES ETC.	1 072	129	74
742 PUMPS FOR LIQUIDS,PARTS	26	87	54	679 TUBES,PIPES,ETC.IRON,STL	3 278	1 447	931
743 PUMPS NES,CENTRIFUGS ETC	17	141	84	682 COPPER	555	377	238
744 MECHANICAL HANDLNG EQUIP	94	143	85	684 ALUMINIUM	202	152	96
745 OTH.NONELEC MCH,TOOL,NES	11	171	101	691 METALLIC STRUCTURES NES	197	81	52
746 BALL DR ROLLER BEARINGS	9	48	30	692 CONTAINERS,STORAGE,TRNSP	1 746	1 318	835
749 NON-ELECT MACH.PARTS,ETC	11	58	36	694 NAILS,SCREWS,NUTS,ETC.	41	116	67
751 OFFICE MACHINES	25	151	95	695 TOOLS	669	1 593	997
752 AUTOMATC.DATA PROC.EQUIP	24	317	198	696 CUTLERY	6	72	43
759 PARTS,FOR OFFICE MACHINS	4	107	66	699 MANUFACTS.BASE METAL,NES	22 864	2 312	1 397
763 SOUND RECORDER,PHONOGRPH	3	99	63	700 CPL IND PLANT (84/85/87)	210	392	250
764 TELECOMM.EQUIP.PARTS NES	11	488	302	711 STEAM GENER. BOILERS,ETC.	73	230	144
772 ELEC. SWITCH.RELAY.CIRCUIT	86	337	202	713 INTRNL COMBUS PSTN ENGIN	110	959	596
773 ELECTR.DISTRIB.EQPT NES	346	182	113	714 ENGINES,MOTORS NON-ELECT	103	874	14 608
774 ELECTRO-MEDCL,XRAY EQUIP	11	172	109	716 ROTATING ELECTRIC PLANT	151	400	244
778 ELECTRIC.MACH.APPART.NES	136	246	147	718 OTH.POWR.GENRTNG.MACHNRY	4	53	34
781 PASS.MOTOR VEHCLS.EX.BUS	2 144	6 569	4 023	721 AGRIC.MACHINES,EX.TRACTR	810	1 330	835
782 GOODS,SPCL TRANSPORT VEH	1 249	822	488	722 TRACTORS	243	57	36
783 ROAD MOTOR VEHICLES NES	302	361	220	723 CIVIL ENGINEERING EQUIPT	4 939	5 606	3 409
784 PARTS,TRACTORS,MOTOR VEH	834	1 521	935	724 TEXTILE,LEATHER MACHINES	366	2 377	1 456
785 CYCLES,MOTORCYCLES ETC.	46	61	35	725 PAPER,PULP MILL MACHINES	61	191	120
786 TRAILERS,SEMI-TRAILR,ETC	98	77	47	726 PRINTNG,BOOKBINDNG MACHS	111	853	528
793 SHIP,BOAT,FLGAT.STRUCTRS	6	60	34	727 FOOD-PROCESS.MCH.NON DDM	252	1 010	624
813 LIGHTNG FIXTURES ETC.NES	215	427	272	728 OTH.MACH,PTS,SPCL INDUST	5 482	5 532	3 446
821 FURNITURE,CUSHIONS,ETC.	42	47	30	731 METAL REMOVAL WORK TOOLS	95	168	108
871 OPTICAL INSTRUMENTS,NES	1	137	82	735 PARTS,NES,FOR MACH-TOOLS	17	88	55
872 MEDICAL INSTRUMENTS NES	575	425	260	737 METALWORKING MACHNRY NES	17	79	50
874 MEASURE,CONTROL INSTRMNT	5	377	239	741 HEATNG.COOLNG EQUIP,PART	524	1 745	1 075
881 PHOTOGRAPH APPAR.ETC.NES	2	123	71	742 PUMPS FOR LIQUIDS,PARTS	461	1 982	1 227
882 PHOTO.CINEMATOGRPH.SUPPL	53	98	58	743 PUMPS NES,CENTRIFUGS ETC	482	2 235	1 402
892 PRINTED MATTER	58	83	51	744 MECHANICAL HANDLNG EQUIP	85	127	78
895 OFFICE,STATIONERY SUPPLS	2	145	91	745 OTH.NONELEC MCH,TOOL,NES	539	3 903	2 374
898 MUSICAL INSTRUMENTS,ETC.	13	67	38	746 BALL DR ROLLER BEARINGS	29	313	194
				747 TAPS,COCKS,VALVES,ETC.	213	701	445
				748 TRANSMISSIONS SHAFTS ETC	162	578	359
				749 NON-ELECT MACH.PARTS,ETC	404	1 277	774
				751 OFFICE MACHINES	236	934	581
				752 AUTOMATC.DATA PROC.EQUIP	38	743	461
				759 PARTS,FOR OFFICE MACHINS	8	181	113
				764 TELECOMM.EQUIP.PARTS NES	74	1 060	620
				771 ELECT POWER MACHNRY.PARTS	36	163	98
				772 ELEC. SWITCH.RELAY.CIRCUIT	272	1 100	674
				773 ELECTR.DISTRIB.EQPT NES	479	942	207
				774 ELECTRO-MEDCL,XRAY EQUIP	180	619	378
				775 DOM.ELEC,NON-ELEC.EQUIPT	36	148	93
				776 TRANSISTORS,VALVES,ETC.	63	302	176
				778 ELECTRIC.MACH.APPART.NES	501	1 256	764
				781 PASS.MOTOR VEHCLS.EX.BUS	2 867	3 862	2 391
				782 GOODS,SPCL TRANSPORT VEH	12 413	11 276	6 928
				783 ROAD MOTOR VEHICLES NES	1 141	293	177
				784 PARTS,TRACTORS,MOTOR VEH	23 967	36 335	22 563
				785 CYCLES,MOTORCYCLES ETC.	58	211	133
				786 TRAILERS,SEMI-TRAILR,ETC	683	270	165
				792 AIRCRAFT,ASSOCTD.EQUIPNT	260	1 389	843
				811 PREFABRICATED BUILDINGS	178	102	65
				813 LIGHTNG FIXTURES ETC.NES	388	627	379
				821 FURNITURE,CUSHIONS,ETC.	373	592	366
				831 TRUNK,SUIT-CASES,BAG,ETC	10	85	51
				845 OTHR.TEXTILE APPAREL,NES	21	167	103
				848 CLOTHING,NONTEXTL;HEADGEAR	42	175	112
				80 851 FOOTWEAR	42	247	149
				62 871 OPTICAL INSTRUMENTS,NES	3	256	159
				121 872 MEDICAL INSTRUMENTS NES	285	796	503
				73 873 METERS,COUNTERS,NES	73	326	203
				366 874 MEASURE,CONTROL INSTRMNT	97	2 114	1 324
				60 881 PHOTOGRAPH APPAR.ETC.NES	32	722	445
				225 882 PHOTO.CINEMATOGRPH.SUPPL	471	666	410
				33 892 PRINTED MATTER	981	2 531	1 592
				30 893 ARTICLES,NES,OF PLASTICS	836	854	537
				78 895 OFFICE,STATIONERY SUPPLS	47	244	146
				91 898 MUSICAL INSTRUMENTS,ETC.	6	142	87
				125 899 MISC MANUFCTRD GOODS NES	299	1 297	791
ETHIOPIA							
IMPORTS							
054 VEGETABLES	11 825	1 670	1 000	759 PARTS,FOR OFFICE MACHINS	8	181	113
057 FRUIT,NUTS EXCL.OIL NUTS	481	102	59	764 TELECOMM.EQUIP.PARTS NES	74	1 060	620
071 COFFEE,COFFEE SUBSTITUTE	235 873	111 113	69 753	771 ELECT POWER MACHNRY.PARTS	36	163	98
075 SPICES	237	181	113	772 ELEC. SWITCH.RELAY.CIRCUIT	272	1 100	674
211 HIDES,SKINS(EX.FURS),RAW	60	146	91	773 ELECTR.DISTRIB.EQPT NES	479	942	207
223 OILSEED(OTH.FIX.VEG.OIL)	1 200	84	55	774 ELECTRO-MEDCL,XRAY EQUIP	180	619	378
291 CRUDE ANIMAL MATERLS,NES	1	51	30	775 DOM.ELEC,NON-ELEC.EQUIPT	36	148	93
292 CRUDE VEG.MATERIALS, NES	3 258	1 151	709	776 TRANSISTORS,VALVES,ETC.	63	302	176
532 DYEING,TANNING MATERIALS	646	3 279	1 983	778 ELECTRIC.MACH.APPART.NES	501	1 256	764
611 LEATHER	554	800	492	781 PASS.MOTOR VEHCLS.EX.BUS	2 867	3 862	2 391
714 ENGINES,MOTORS NON-ELECT	168	21 699	13 351	782 GOODS,SPCL TRANSPORT VEH	12 413	11 276	6 928
EXPORTS							
022 MILK AND CREAM	742	279	167	783 ROAD MOTOR VEHICLES NES	1 141	293	177
035 FISH,DRIED,SALTED,SMOKED	13	59	37	784 PARTS,TRACTORS,MOTOR VEH	23 967	36 335	22 563
048 CEREAL PREPARATIONS	2 811	183	115	785 CYCLES,MOTORCYCLES ETC.	58	211	133
054 VEGETABLES	435	304	191	786 TRAILERS,SEMI-TRAILR,ETC	683	270	165
061 SUGARS,MOLASSES,HONEY	29 435	1 852	1 141	792 AIRCRAFT,ASSOCTD.EQUIPNT	260	1 389	843
098 EDIBLE PROD.PREPRNTS,NES	100	50	30	811 PREFABRICATED BUILDINGS	178	102	65
112 ALCOHOLIC BEVERAGES	1 162	220	140	813 LIGHTNG FIXTURES ETC.NES	388	627	379
232 SYNTHETIC RUBBER, ETC.	1 382	146	92	821 FURNITURE,CUSHIONS,ETC.	373	592	366
274 SULPHUR,UNRSTD.IRON PYRS	1 860	132	80	831 TRUNK,SUIT-CASES,BAG,ETC	10	85	51
278 OTHER CRUDE MINERALS	2 363	99	62	845 OTHR.TEXTILE APPAREL,NES	21	167	103
292 CRUDE VEG.MATERIALS, NES	189	190	121	848 CLOTHING,NONTEXTL;HEADGEAR	42	175	112
334 PETROLEUM PRODUCTS	1 208	116	73	80 851 FOOTWEAR	42	247	149
335 RESIDUAL PETROL.PRODUCTS	5 107	613	366	62 871 OPTICAL INSTRUMENTS,NES	3	256	159
411 ANIMAL OILS AND FATS	999	94	60	121 872 MEDICAL INSTRUMENTS NES	285	796	503
421 FIXED VEG.FAT,OILS, SOFT	2 870	392	225	73 873 METERS,COUNTERS,NES	73	326	203
422 FIXED VEG.FAT,OILS,OTHER	41	52	33	366 874 MEASURE,CONTROL INSTRMNT	97	2 114	1 324
431 ANIMAL,VEG.FATS,OILS,NES	570	46	30	60 881 PHOTOGRAPH APPAR.ETC.NES	32	722	445
511 HYDROCARBONS,NES,DERIVTS	528	132	78	225 882 PHOTO.CINEMATOGRPH.SUPPL	471	666	410
512 ALCOHOL,PHENOL,ETC.DERIV	555	147	91	33 892 PRINTED MATTER	981	2 531	1 592
513 CARBOXYLIC ACIDS,DERIVTS	855	207	125	30 893 ARTICLES,NES,OF PLASTICS	836	854	537

7 IMPORTS AND EXPORTS (SPECIAL TRADE) BY COUNTRIES OF PRODUCTION AND CONSUMPTION AND BY GROUPS OF THE SITC-REV. III 1994

GROUP DESCRIPTION	DT = 100 KG	1 000 DM	1 000 \$	GROUP DESCRIPTION	DT = 100 KG	1 000 DM	1 000 \$
941 COMPL IND PLANT CHAPT 99	182	259	167	071 COFFEE,COFFEE SUBSTITUTE	300 268	156 373	97 377
ERITREA				074 TEA AND MATE	4 994	4 909	3 047
IMPORTS	2 451	111	68	121 TOBACCO, UNMANUFACTURED	1 803	1 021	635
263 COTTON	2 450	103	63	222 OILSEED(SFT.FIX VEG.OIL)	1 994	227	139
EXPORTS	20 650	7 525	4 754	248 WOOD, SIMPLY WORKED	280	65	38
061 SUGARS,MOLASSES,HONEY	14 800	815	529	265 VEGETABLE TEXTILE FIBRES	3 666	696	491
541 MEDICINES,ETC.EXC.GRPS42	21	126	74	278 OTHER CRUDE MINERALS	323 896	5 178	3 227
542 MEDICAMENTS	3	48	31	288 NON-FERROUS WASTE,SCRAP	1 237	286	175
598 MISC.CHEMICAL PRODTS.NES	75	133	85	292 CRUDE VEG.MATERIALS, NES	52 630	39 416	24 093
691 METALLIC STRUCTURES NES	213	366	233	422 FIXED VEG.FAT,OILS,OTHER	77	47	30
692 CONTAINERS,STORAGE,TRNSP	77	102	66	635 WOOD MANUFACTURES, NES	299	467	293
695 TOOLS	47	105	67	651 TEXTILE YARN	1 333	645	396
699 MANUFACTS.BASE METAL,NES	63	77	49	661 LIME,CEMENT,CONSTR.MATRL	134	89	58
714 ENGINES,MOTORS NON-ELECT	8	182	116	663 MINERAL MANUFACTURES,NES	85	51	30
716 ROTATING ELECTRIC PLANT	105	100	63	667 PEARLS,PRECIOUS STONES	.	.	.
722 TRACTORS	500	118	75	687 TIN	347	264	151
724 TEXTILE,LEATHER MACHINES	2	65	40	741 HEATING,COOLING EQUIP, PART	29	46	30
728 OTH.MACH,PTS,SPCL INDUSTR	101	325	206	744 MECHANICAL HANDLING EQUIP	34	52	31
731 METAL REMOVAL WORK TOOLS	182	261	166	748 TRANSMISSIONS SHAFTS ETC	189	52	30
743 PUMPS,NES,CENTRIFUGS ETC	42	609	394	831 TRUNK,SUIT-CASES,BAG,ETC	85	71	45
744 MECHANICAL HANDLING EQUIP	168	211	134	845 OTHR.TEXTILE APPAREL,NES	849	831	486
748 TRANSMISSIONS SHAFTS ETC	3	48	30	874 MEASURE,CONTROL INSTRMNT	225	132	83
751 OFFICE MACHINES	3	183	119	892 PRINTED MATTER	29	49	32
752 AUTOMATC.DATA PROC.EQUIP	19	338	209	894 BABY CARRIAGE,TOYS,GAMES	40	70	43
764 TELECOMM.EQUIP.PARTS NES	3	81	51	897 GOLD,SILVERWARE,JEWEL NES	33	349	218
776 TRANSISTORS,VALVES,ETC.	15	130	82	899 MISC MANUFCTRD GOODS NES	815	1 004	598
778 ELECTRIC.MACH.APPLT.NES	13	51	34	EXPORTS	788 067	241 314	149 860
781 PASS.MOTOR VEHCLS.EX.BUS	545	416	255	034 FISH,FRESH,CHILLED,FROZN	723	89	51
782 GOODS,SPCL TRANSPORT VEH	2 255	794	497	048 CEREAL PREPARATIONS	117	72	45
784 PARTS,TRACTORS,MOTOR VEH	19	81	51	054 VEGETABLES	1 050	2 067	1 285
872 MEDICAL INSTRUMENTS NES	5	82	52	061 SUGARS,MOLASSES,HONEY	87 961	5 044	3 125
874 MEASURE,CONTROL INSTRMNT	9	181	116	072 COCOA	100	74	45
892 PRINTED MATTER	1	315	203	098 EDIBLE PROD.PREPRNTS,NES	111	112	67
898 MUSICAL INSTRUMENTS,ETC.	5	72	41	112 ALCOHOLIC BEVERAGES	1 967	350	211
899 MISC MANUFCTRD GOODS NES	31	147	95	232 SYNTHETIC RUBBER, ETC.	1 128	273	164
DJIBOUTI				248 WOOD, SIMPLY WORKED	4 449	385	247
IMPORTS	4 941	420	253	266 SYNTHETIC FIBRES	12 294	3 668	2 258
273 STONE, SAND AND GRAVEL	3 043	80	51	267 OTHER MAN-MADE FIBRES	1 255	845	525
699 MANUFACTS.BASE METAL,NES	963	155	91	269 WORN CLOTHING,TEXTL.ARTL	1 047	279	172
EXPORTS	70 830	10 771	6 663	274 SULPHUR,UNRSTD.IRON PYRS	1 220	231	144
046 MEAL,FLOUR OF WHEAT,MSLN	40 154	1 071	624	278 OTHER CRUDE MINERALS	3 723	82	51
048 CEREAL PREPARATIONS	12 200	613	390	292 CRUDE VEG.MATERIALS, NES	409	1 702	1 059
061 SUGARS,MOLASSES,HONEY	11 825	615	402	334 PETROLEUM PRODUCTS	25 349	2 329	1 421
122 TOBACCO, MANUFACTURED	333	666	416	335 RESIDUAL PETROL.PRODUCTS	29 747	3 519	2 179
269 WORN CLOTHING,TEXTL.ARTL	970	89	55	421 FIXED VEG.FAT,OILS, SOFT	476	64	41
515 ORGANO-INORGANIC COMPNDS	201	109	66	431 ANIMAL,VEG.FATS,OILS,NES	961	128	79
542 MEDICAMENTS	16	74	47	511 HYDROCARBONS,NES,DERIVTS	4 722	423	264
553 PERFUMERY,COSMETICS,ETC.	119	137	81	512 ALCOHOL,PHENOL,ETC.DERIV	2 007	671	412
657 SPECIAL YARN,TXTL.FABRIC	262	107	64	513 CARBOXYLIC ACIDS,DERIVTS	2 662	884	538
678 WIRE OF IRON OR STEEL	576	109	70	514 NITROGEN-FUNCT.COMPOUNDS	4 160	2 211	1 366
713 INTRNL COMBUS PSTN ENGIN	61	579	355	515 ORGANO-INORGANIC COMPNDS	444	717	437
751 OFFICE MACHINES	11	51	33	516 OTHER ORGANIC CHEMICALS	3 004	478	300
764 TELECOMM.EQUIP.PARTS NES	66	1 223	790	522 INORGANIC CHEM.ELEMENTS	7 804	1 776	1 091
778 ELECTRIC.MACH.APPLT.NES	2	59	37	523 METAL.SALTS,INORGAN.ACID	18 907	1 561	956
781 PASS.MOTOR VEHCLS.EX.BUS	186	757	470	525 RADIO-ACTIVE MATERIALS	1	105	66
782 GOODS,SPCL TRANSPORT VEH	311	563	338	531 SYNTH.COLOURS,LAKES,ETC.	993	2 710	1 687
784 PARTS,TRACTORS,MOTOR VEH	341	288	171	532 DYEING,TANNING MATERIALS	1 446	404	245
786 TRAILERS,SEMI-TRAILR,ETC	777	726	430	533 PIGMENTS,PAINTS,ETC.	1 109	1 026	642
813 LIGHTING FIXTURES ETC.NES	107	170	99	541 MEDICINES,ETC.EXC.GRPS42	214	1 788	1 121
842 WOMEN,GIRL CLOTHING,XKNIT	30	59	38	542 MEDICAMENTS	984	7 145	4 515
843 MENS,BOYS CLOTHING,KNIT	25	79	52	551 ESSNTL.OIL,PERFUME,FLAVR	747	1 758	1 073
845 OTHR.TEXTILE APPAREL,NES	197	397	259	553 PERFUMERY,COSMETICS,ETC.	127	140	83
851 FOOTWEAR	705	1 153	716	554 SOAP,CLEANERS,POLISH,ETC	3 414	1 473	909
895 OFFICE,STATIONERY SUPPLS	12	66	42	562 FERTILIZER,EXCEPT GRP272	21 087	706	447
SOMALIA				571 POLYMERS OF ETHYLENE	11 438	1 205	728
IMPORTS	670	989	606	572 POLYMERS OF STYRENE	2 009	398	241
211 HIDES,SKINS(EX.FURS),RAW	63	51	33	573 POLYMERS,VINYL CHLORIDE	7 987	1 525	950
292 CRUDE VEG.MATERIALS, NES	353	199	120	574 POLYACETAL,POLYCARBONATE	28 338	3 284	2 035
EXPORTS	20 813	3 326	2 082	575 OTH.PLASTIC,PRIMARY FORM	4 113	1 797	1 109
022 MILK AND CREAM	2 585	665	438	579 PLASTIC WASTE,SCRAP ETC	1 370	96	60
046 MEAL,FLOUR OF WHEAT,MSLN	12 100	321	201	581 PLASTIC TUBE,PIPE,HOSE	78	254	152
061 SUGARS,MOLASSES,HONEY	3 865	195	123	582 PLASTIC PLATE,SHEETS,ETC	2 102	1 428	895
541 MEDICINES,ETC.EXC.GRPS42	12	87	55	591 INSECTICIDES, ETC.	10 293	10 552	6 508
598 MISC.CHEMICAL PRODTS.NES	42	59	34	592 STARCHES,INULIN,ETC.	835	290	179
716 ROTATING ELECTRIC PLANT	44	88	55	597 PREPRD ADDITIVES,LIQUIDS	7 416	1 642	999
723 CIVIL ENGINEERING EQUIPT	26	62	40	598 MISC.CHEMICAL PRODTS.NES	11 377	2 668	1 640
744 MECHANICAL HANDLING EQUIP	272	945	221	621 MATERIALS OF RUBBER	134	211	125
764 TELECOMM.EQUIP.PARTS NES	1	68	42	625 RUBBER TYRES,TUBES,ETC.	1 007	473	284
774 ELECTRO-MEDCL,XRAY EQUIP	4	55	32	629 ARTICLES OF RUBBER, NES	184	736	451
783 ROAD MOTOR VEHICLES NES	490	140	83	641 PAPER AND PAPERBOARD	20 734	2 287	1 438
784 PARTS,TRACTORS,MOTOR VEH	10	68	41	642 PAPER,PAPERBOARD,CUT ETC	5 205	1 145	726
KENYA				651 TEXTILE YARN	22	98	63
IMPORTS	848 262	250 295	155 011	652 COTTON FABRICS, WOVEN	239	520	331
034 FISH,FRESH,CHILLED,FROZN	11 410	6 742	4 089	653 FABRICS,MAN-MADE FIBRES	1 309	1 571	988
036 CRUSTACEANS,MOLLUSCS ETC	116	150	91	655 KNIT,CROCHET FABRIC NES	338	350	217
054 VEGETABLES	9 788	3 672	2 242	656 TULLE,LACE,EMBROIDRY,ETC	8	52	31
056 VEGETABLES,PRPD,PRSD,NES	352	117	75	657 SPECIAL YARN,TXTL.FABRIC	89	531	324
057 FRUIT,NUTS EXCL.OIL NUTS	26 763	7 665	4 755	658 TEXTILE ARTICLES NES	40	51	32
058 FRUIT,PRESERVED,PREPARED	102 107	13 729	8 465	662 CLAY,REFRCT.CONSTR.MATRL	17 820	3 489	2 167
059 FRUIT,VEGETABLE JUICES	1 372	118	78	663 MINERAL MANUFACTURES,NES	638	339	209
				664 GLASS	717	227	141
				665 GLASSWARE	178	183	109
				666 POTTERY	33	86	53
				667 PEARLS,PRECIOUS STONES	.	.	.
				673 FLAT-ROLLED IRON ETC.	263 466	17 706	10 793
				674 FLAT-ROLLED PLATED IRON	52 748	8 101	5 045
				675 FLAT-ROLLED, ALLOY STEEL	225	70	43
				676 IRON,STL.BAR,SHAPES ETC.	26 846	1 643	984
				679 TUBES,PIPES,ETC.IRON,STL	971	352	219
				682 COPPER	161	160	96
				684 ALUMINIUM	1 187	846	522
				691 METALLIC STRUCTURES NES	521	456	282
				692 CONTAINERS,STORAGE,TRNSP	150	56	32
				693 WIRE PRODUCTS EXCL.ELECT	81	68	42
				694 NAILS,SCREWS,NUTS,ETC.	121	170	99

7 IMPORTS AND EXPORTS (SPECIAL TRADE) BY COUNTRIES OF PRODUCTION AND CONSUMPTION AND BY GROUPS OF THE SITC-REV. III 1994

GROUP DESCRIPTION	DT = 100 KG	1 000 DM	1 000 \$	GROUP DESCRIPTION	DT = 100 KG	1 000 DM	1 000 \$
695 TOOLS	583	1 403	861	621 MATERIALS OF RUBBER	145	97	59
696 CUTLERY	39	107	69	625 RUBBER TYRES, TUBES, ETC.	78	65	41
697 HOUSEHOLD EQUIPMENT, NES	17	51	31	629 ARTICLES OF RUBBER, NES	7	71	42
699 MANUFACTS. BASE METAL, NES	824	1 068	640	641 PAPER AND PAPERBOARD	7 339	558	340
700 CPL IND PLANT (84/85/87)	596	1 106	689	642 PAPER, PAPERBOARD, CUT ETC	233	122	79
712 STEAM TURBINES	3	145	94	663 MINERAL MANUFACTURES, NES	90	123	75
713 INTRNL COMBUS PSTN ENGIN	332	1 328	818	664 GLASS	413	75	42
714 ENGINES, MOTORS NON-ELECT	13	1 247	745	676 IRON, STL, BAR, SHAPES ETC.	1 887	587	372
716 ROTATING ELECTRIC PLANT	536	1 064	649	684 ALUMINIUM	27	87	57
718 OTH. POWR. GENRNG. MACHNRY	21	438	277	693 WIRE PRODUCTS EXCL. ELECT	8 388	3 148	1 905
721 AGRIC. MACHINES, EX. TRACTR	204	579	373	695 TOOLS	149	347	214
722 TRACTORS	165	194	119	699 MANUFACTS. BASE METAL, NES	67	111	68
723 CIVIL ENGINEERING EQUIPT	1 514	2 560	1 619	712 STEAM TURBINES	1	109	69
724 TEXTILE, LEATHER MACHINES	11 817	7 911	5 009	713 INTRNL COMBUS PSTN ENGIN	108	531	331
725 PAPER, PULP MILL MACHINES	181	1 136	721	716 ROTATING ELECTRIC PLANT	69	106	66
726 PRINTNG, BOOKBINDNG MACHS	282	797	499	723 CIVIL ENGINEERING EQUIPT	256	230	147
727 FOOD-PROCESS. MCH. NON DOM	251	1 133	704	724 TEXTILE, LEATHER MACHINES	6	88	53
728 OTH. MACH. PTS, SPCL INDUST	4 222	4 999	3 112	726 PRINTNG, BOOKBINDNG MACHS	155	554	337
731 METAL REMOVAL WORK TOOLS	1 129	771	485	727 FOOD-PROCESS. MCH. NON DOM	53	375	238
733 MACH-TOOLS, METAL-WORKING	593	175	111	728 OTH. MACH. PTS, SPCL INDUST	380	800	498
735 PARTS, NES, FOR MACH-TOOLS	21	259	158	735 PARTS, NES, FOR MACH-TOOLS	7	59	36
737 METALWORKING MACHNRY NES	1 226	290	182	741 HEATING, COOLNG EQUIP, PART	32	103	61
741 HEATING, COOLNG EQUIP, PART	1 257	4 127	2 518	742 PUMPS FOR LIQUIDS, PARTS	13	182	109
742 PUMPS FOR LIQUIDS, PARTS	218	978	600	743 PUMPS NES, CENTRIFUGS ETC	509	1 739	1 027
743 PUMPS NES, CENTRIFUGS ETC	570	2 590	1 608	745 OTH. NONELEC MCH, TOOL, NES	95	1 263	803
744 MECHANICAL HANDLING EQUIP	1 276	1 922	1 205	746 BALL OR ROLLER BEARINGS	13	78	46
745 OTH. NONELEC MCH, TOOL, NES	1 420	7 435	4 667	747 TAPS, COCKS, VALVES, ETC.	56	286	180
746 BALL OR ROLLER BEARINGS	114	611	383	748 TRANSMISSIONS SHAFTS ETC	56	447	274
747 TAPS, COCKS, VALVES, ETC.	210	726	439	749 NON-ELECT MACH. PARTS, ETC	48	459	276
748 TRANSMISSIONS SHAFTS ETC	441	1 656	1 036	751 OFFICE MACHINES	13	67	42
749 NON-ELECT MACH. PARTS, ETC	1 206	2 194	1 366	752 AUTOMATC. DATA PROC. EQUIP	59	639	404
751 OFFICE MACHINES	114	491	312	764 TELECOMM. EQUIP. PARTS NES	92	2 558	1 514
752 AUTOMATC. DATA PROC. EQUIP	196	4 743	3 054	771 ELECT POWER MACHNRY. PARTS	128	220	139
759 PARTS, FOR OFFICE MACHINS	8	129	82	772 ELEC. SWITCH, RELAY, CIRCUIT	192	2 108	1 291
762 RADIO-BROADCAST RECEIVER	7	75	46	773 ELECTR DISTRIB. EQPT NES	168	339	206
763 SOUND RECORDER, PHONOGRPH	11	793	504	774 ELECTRO-MEDCL, XRAY EQUIPT	8	138	88
764 TELECOMM. EQUIP. PARTS NES	96	1 189	733	775 DOM. ELEC, NON-ELEC. EQUIPT	52	126	77
771 ELECT POWER MACHNRY. PARTS	189	230	137	778 ELECTRIC. MACH. APPART. NES	243	534	321
772 ELEC. SWITCH, RELAY, CIRCUIT	246	2 085	1 279	781 PASS. MOTOR VEHCLS. EX. BUS	420	1 356	830
773 ELECTR DISTRIB. EQPT NES	129	122	73	782 GOODS, SPCL TRANSPORT VEH	4 190	1 413	876
774 ELECTRO-MEDCL, XRAY EQUIP	19	631	392	783 ROAD MOTOR VEHICLES NES	960	1 424	865
775 DOM. ELEC, NON-ELEC. EQUIPT	326	482	303	784 PARTS, TRACTORS, MOTOR VEH	634	1 657	1 024
776 TRANSISTORS, VALVES, ETC.	1	95	61	786 TRAILERS, SEMI-TRAILR, ETC	496	271	162
778 ELECTRIC. MACH. APPART. NES	188	851	511	791 RAILWAY VEHICLES. EQUIPNT	13	225	141
781 PASS. MOTOR VEHCLS. EX. BUS	7 806	33 156	20 786	821 FURNITURE, CUSHIONS, ETC.	60	70	46
782 GOODS, SPCL TRANSPORT VEH	1 165	1 389	862	841 MENS, BOYS CLOTHNG, X-KNIT	6	118	71
783 ROAD MOTOR VEHICLES NES	1 211	1 458	922	851 FOOTWEAR	62	52	34
784 PARTS, TRACTORS, MOTOR VEH	2 302	7 109	4 466	871 OPTICAL INSTRUMENTS, NES	5	383	242
785 CYCLES, MOTORCYCLES ETC.	19	59	35	872 MEDICAL INSTRUMENTS NES	144	301	185
786 TRAILERS, SEMI-TRAILR, ETC	6 711	3 977	2 502	873 METERS, COUNTERS, NES	1	66	41
791 RAILWAY VEHICLES. EQUIPNT	2	112	66	874 MEASURE, CONTROL INSTRMNT	15	330	196
792 AIRCRAFT, ASSOCTD. EQUIPNT	27	1 644	991	882 PHOTO. CINEMATOGRPH. SUPPL	151	237	152
793 SHIP, BOAT, FLOAT. STRUCTRS	7	72	45	893 ARTICLES, NES, OF PLASTICS	59	81	49
813 LIGHTING FIXTURES ETC. NES	77	268	165	895 OFFICE, STATIONERY SUPPLS	97	250	155
821 FURNITURE, CUSHIONS, ETC.	94	309	188	898 MUSICAL INSTRUMENTS, ETC.	9	56	35
841 MENS, BOYS CLOTHNG, X-KNIT	12	208	129				
848 CLOTHNG, NONTXLT; HEADGEAR	131	135	85				
851 FOOTWEAR	235	726	449				
871 OPTICAL INSTRUMENTS, NES	3	149	96				
872 MEDICAL INSTRUMENTS NES	491	1 292	799				
873 METERS, COUNTERS, NES	4	71	44				
874 MEASURE, CONTROL INSTRMNT	54	2 988	1 807				
881 PHOTOGRAPH APPAR. ETC. NES	18	124	74				
882 PHOTO. CINEMATOGRPH. SUPPL	1 537	2 303	1 427				
884 OPTICAL GOODS NES	1	252	153				
885 WATCHES AND CLOCKS	389	60	34				
892 PRINTED MATTER	1 302	552	334				
893 ARTICLES, NES, OF PLASTICS	76	898	554				
894 BABY CARRIAGE, TOYS, GAMES	95	160	99				
895 OFFICE, STATIONERY SUPPLS	2	325	199				
897 GOLD, SILVERWARE, JEWEL NES	64	658	409				
898 MUSICAL INSTRUMENTS, ETC.	17	512	317				
899 MISC MANUFCTRD GOODS NES	97	57	34				
941 COMPL IND PLANT CHAPT 99		167	105				
UGANDA							
IMPORTS	226 372	87 951	55 404				
034 FISH, FRESH, CHILLED, FROZLN	1 371	1 045	636	001 LIVE ANIMALS	61	559	348
071 COFFEE, COFFEE SUBSTITUTE	203 559	80 015	50 528	034 FISH, FRESH, CHILLED, FROZLN	834	664	415
072 COCOA	3 850	722	441	054 VEGETABLES	24 515	1 496	892
121 TOBACCO, UNMANUFACTURED	5 777	2 192	1 376	071 COFFEE, COFFEE SUBSTITUTE	118 827	42 152	25 902
263 COTTON	10 625	2 847	1 737	072 COCOA	1 365	302	191
283 COPPER ORES, CONCENTRATES	630	122	75	074 TEA AND MATE	1 636	891	553
287 ORE, CONCENTR. BASE METALS	213	174	112	121 TOBACCO, UNMANUFACTURED	28 784	9 580	5 957
292 CRUDE VEG. MATERIALS, NES	70	80	50	223 OILSEED(OTH. FIX. VEG. OIL)	3 615	210	128
683 NICKEL	240	220	129	248 WOOD, SIMPLY WORKED	1 791	810	510
EXPORTS	73 238	37 179	22 777	251 PULP AND WASTE PAPER	262	78	50
022 MILK AND CREAM	6 655	1 752	1 057	263 COTTON	6 113	1 723	1 038
046 MEAL, FLOUR OF WHEAT, MSLN	15 289	539	339	265 VEGETABLE TEXTILE FIBRES	3 470	391	237
054 VEGETABLES	138	161	100	291 CRUDE ANIMAL MATERIALS, NES	622	106	67
061 SUGARS, MOLASSES, HONEY	13 053	718	444	292 CRUDE VEG. MATERIALS, NES	4 237	1 776	1 072
269 WORN CLOTHING, TEXTL. ARTL	2 529	867	555	522 INORGANIC CHEM. ELEMENTS	50	367	237
515 ORGANO-INORGANIC COMPNDS	47	136	81	635 WOOD MANUFACTURES, NES	266	268	157
531 SYNTH. COLOURS, LAKES, ETC.	21	87	54	651 TEXTILE YARN	2 192	917	576
533 PIGMENTS, PAINTS, ETC.	113	129	79	657 SPECIAL YARN, TXTL. FABRIC	40 466	5 686	3 416
541 MEDICINES, ETC. EXC. GRP542	195	421	249	667 PEARLS, PRECIOUS STONES	.	.	.
542 MEDICAMENTS	114	1 001	617	682 COPPER	310	87	56
553 PERFUMERY, COSMETICS, ETC.	92	103	66	689 MISC. NON-FERR. BASE METAL	329	2 002	1 216
554 SOAP, CLEANERS, POLISH, ETC	50	49	31	693 OTH. NONELEC MCH, TOOL, NES	1	155	91
573 POLYMERS, VINYL CHLORIDE	310	119	72	778 ELECTRIC. MACH. APPART. NES	100	66	66
581 PLASTIC TUBE, PIPE, HOSE	1 067	232	141	831 TRUNK, SUIT-CASES, BAG, ETC	247	188	122
582 PLASTIC PLATE, SHEETS, ETC	90	57	36	845 OTHR. TEXTILE APPAREL, NES	1 201	1 852	1 158
592 STARCHES, INULIN, ETC.	137	57	34	971 GOLD, NONMONTYRY EXCL ORES	741	479	479
598 MISC. CHEMICAL PRODTS. NES	34	80	52	EXPORTS	264 418	115 306	71 446
				046 MEAL, FLOUR OF WHEAT, MSLN	22 609	618	373
				061 SUGARS, MOLASSES, HONEY	13 658	712	419
				081 ANIMAL FEED STUFF	600	250	161
				098 EDIBLE PROD. PREPRNTS, NES	238	136	87
				112 ALCOHOLIC BEVERAGES	1 114	178	106
				269 WORN CLOTHING, TEXTL. ARTL	4 769	155	98
				274 SULPHUR, UNRSTD. IRON PYRS	4 496	189	115
				334 PETROLEUM PRODUCTS	5 330	914	571
				335 RESIDUAL PETROL. PRODUCTS	19 148	2 072	1 278
				411 ANIMAL OILS AND FATS	15 755	1 365	857
				421 FIXED VEG. FAT, OILS, SOFT	400	51	33
				422 FIXED VEG. FAT, OILS, OTHER	1 829	178	109
				431 ANIMAL, VEG. FATS, OILS, NES	4 990	446	278
				512 ALCOHOL, PHENOL, ETC. DERIV	870	216	139
				513 CARBOXYLIC ACIDS, DERIVTS	526	182	114
				514 NITROGEN-FUNCT. COMPOUNDS	187	74	46
				515 ORGANO-INORGANIC COMPNDS	48	76	47
				516 OTHER ORGANIC CHEMICALS	77	91	56
				522 INORGANIC CHEM. ELEMENTS	11 327	626	390

7 IMPORTS AND EXPORTS (SPECIAL TRADE) BY COUNTRIES OF PRODUCTION AND CONSUMPTION AND BY GROUPS OF THE SITC-REV. III 1994

GROUP DESCRIPTION	DT = 100 KG	1 000 DM	1 000 \$	GROUP DESCRIPTION	DT = 100 KG	1 000 DM	1 000 \$
523 METAL. SALTS, INORGAN. ACID	1 123	191	117	899 MISC MANUFACTRD GOODS NES	5	75	45
531 SYNTH. COLOURS, LAKES, ETC.	132	228	142				
533 PIGMENTS, PAINTS, ETC.	660	233	142	EXPORTS	7 518	6 731	4 065
541 MEDICINES, ETC. EXC. GRP542	132	1 238	763	054 VEGETABLES	26	50	32
542 MEDICAMENTS	901	2 081	1 290	395 RESIDUAL PETROL. PRODUCTS	600	84	51
551 ESSNTL. OIL, PERFUME, FLAVR	61	103	62	542 MEDICAMENTS	1	57	33
554 SOAP, CLEANERS, POLISH, ETC	552	268	162	551 ESSNTL. OIL, PERFUME, FLAVR	31	57	35
571 POLYMERS OF ETHYLENE	5 502	649	406	554 SOAP, CLEANERS, POLISH, ETC	336	88	54
573 POLYMERS, VINYL CHLORIDE	2 723	422	258	573 POLYMERS, VINYL CHLORIDE	222	69	41
575 OTH. PLASTIC, PRIMARY FORM	3 004	785	472	598 MISC. CHEMICAL PRODS. NES	53	51	31
581 PLASTIC TUBE, PIPE, HOSE	1 023	349	127	642 PAPER, PAPERBOARD, CUT ETC	70	60	36
582 PLASTIC PLATE, SHEETS, ETC	364	210	127	727 FOOD-PROCESS. MCH. NON DOM	197	941	573
591 INSECTICIDES, ETC.	1 656	1 072	120	728 OTH. MACH. PTS, SPCL INDUST	34	158	99
592 STARCHES, INULIN, ETC.	399	198	59	741 HEATING, COOLING EQUIP, PART	137	568	330
597 PREPRD ADDITIVES, LIQUIDS	231	98	59	742 PUMPS FOR LIQUIDS, PARTS	28	84	53
598 MISC. CHEMICAL PRODS. NES	6 133	2 211	1 382	743 PUMPS NES, CENTRIFUGS ETC	77	197	124
600 CPL IND PLANT CHAP 69-76	678	315	204	745 OTH. NONELEC MCH, TOOL, NES	36	335	211
625 RUBBER TYRES, TUBES, ETC.	1 167	792	507	764 TELECOMM. EQUIP. PARTS NES	11	112	67
629 ARTICLES OF RUBBER, NES	178	625	371	775 DOM. ELEC. NON-ELEC. EQUIPT	41	103	66
634 VENEERS, PLYWOOD, ETC.	207	55	35	778 ELECTRIC. MACH. APPART. NES	74	70	42
635 WOOD MANUFACTURES, NES	65	73	42	781 PASS. MOTOR VEHCLS. EX. BUS	408	1 692	1 001
641 PAPER AND PAPERBOARD	5 118	717	448	851 FOOTWEAR	11	61	39
642 PAPER, PAPERBOARD, CUT ETC	1 065	423	263	872 MEDICAL INSTRUMENTS NES	49	242	144
652 COTTON FABRICS, WOVEN	31	77	49	893 ARTICLES, NES, OF PLASTICS	54	69	41
657 SPECIAL YARN, TXTL. FABRIC	100	452	275				
658 TEXTILE ARTICLES NES	43	61	36	BRIT IND OC			
662 CLAY, REFRCT. CONSTR. MATRL	3 131	360	221	IMPORTS	175 274	13 409	8 268
663 MINERAL MANUFACTURES, NES	5 547	2 587	1 631	075 SPICES	20	168	99
664 GLASS	538	82	49	251 PULP AND WASTE PAPER	175 245	13 193	8 138
665 GLASSWARE	459	372	238	EXPORTS	179	180	107
673 FLAT-ROLLED IRON ETC.	22 395	1 369	789	699 MANUFACTS. BASE METAL, NES	149	106	64
674 FLAT-ROLLED PLATED IRON	3 258	746	428				
675 FLAT-ROLLED, ALLOY STEEL	262	119	78	MOZAMBIQUE			
676 IRON, STL. BAR, SHAPES ETC.	22 082	15 911	9 679	IMPORTS	86 351	12 565	7 868
678 WIRE OF IRON OR STEEL	907	139	84	036 CRUSTACEANS, MOLLUSCS ETC	1 090	1 281	812
679 TUBES, PIPES, ETC. IRON, STL	14 708	2 107	1 347	057 FRUIT, NUTS EXCL. OIL	11 728	962	621
684 ALUMINIUM	362	177	110	223 OILSEED (OTH. FIX. VEG. OIL)	58 773	3 693	2 310
691 METALLIC STRUCTURES NES	725	358	222	247 WOOD ROUGH, ROUGH SQUARED	9 164	1 177	700
692 CONTAINERS, STORAGE, TRNSP	74	53	32	287 ORE, CONCENTR. BASE METALS	107	488	288
693 WIRE PRODUCTS EXCL. ELECT	395	284	177	652 COTTON FABRICS, WOVEN	1 880	861	523
695 TOOLS	1 288	1 878	1 186	657 SPECIAL YARN, TXTL. FABRIC	2 699	434	263
697 HOUSEHOLD EQUIPMENT, NES	92	96	54	667 PEARLS, PRECIOUS STONES			
699 MANUFACTS. BASE METAL, NES	250	432	265	752 AUTOMATC. DATA PROC. EQUIP		61	40
700 CPL IND PLANT (84/85/87)	666	1 872	1 207	EXPORTS	130 327	31 713	19 508
711 STEAM GENER. BOILERS, ETC.	13	113	65	022 MILK AND CREAM	1 120	2 018	1 124
713 INTRNL COMBUS PSTN ENGIN	204	1 567	968	046 MEAL, FLOUR OF WHEAT, MSLN	89 303	2 518	1 538
716 ROTATING ELECTRIC PLANT	549	1 096	694	061 SUGARS, MOLASSES, HONEY	19 052	995	630
718 OTH. POWR. GENRTNG. MACHNRY	1	55	32	098 EDIBLE PROD. PREPRTRS, NES	926	117	71
721 AGRIC. MACHINES, EX. TRACTR	462	232	138	269 WORN CLOTHING, TEXTL. ARTL	529	217	125
722 TRACTORS	230	141	84	514 NITROGEN-FUNCT. COMPOUNDS	284	118	77
723 CIVIL ENGINEERING EQUIPT	1 685	2 688	1 695	515 ORGANO-INORGANIC COMPNDS	5 32	120	78
724 TEXTILE, LEATHER MACHINES	1 638	1 976	1 255	523 METAL. SALTS, INORGAN. ACID	5 728	337	213
726 PRINTNG, BOOKBINDNG MACHS	40	208	132	533 PIGMENTS, PAINTS, ETC.	212	82	51
727 FOOD-PROCESS. MCH. NON DOM	1 060	2 432	1 527	541 MEDICINES, ETC. EXC. GRP542	5	165	100
728 OTH. MACH. PTS, SPCL INDUST	684	2 101	1 314	542 MEDICAMENTS	342	1 786	1 129
731 METAL REMOVAL WORK TOOLS	11	70	45	575 OTH. PLASTIC, PRIMARY FORM	1 289	141	91
733 MACH-TOOLS, METAL-WORKING	270	899	584	581 PLASTIC TUBE, PIPE, HOSE	61	59	38
735 PARTS, NES, FOR MACH-TOOLS	39	627	385	582 PLASTIC PLATE, SHEETS, ETC	682	231	143
737 METALWORKING MACHNRY NES	688	700	407	591 INSECTICIDES, ETC.	60	272	171
741 HEATING, COOLING EQUIP, PART	403	895	563	598 MISC. CHEMICAL PRODS. NES	72	323	196
742 PUMPS FOR LIQUIDS, PARTS	204	999	621	635 WOOD MANUFACTURES, NES	25	60	35
743 PUMPS NES, CENTRIFUGS ETC	1 354	2 731	1 694	642 PAPER, PAPERBOARD, CUT ETC	117	80	48
744 MECHANICAL HANDLING EQUIP	1 150	2 180	1 345	741 657 SPECIAL YARN, TXTL. FABRIC	111	146	87
745 OTH. NONELEC MCH, TOOL, NES	76	778	479	658 TEXTILE ARTICLES NES	337	251	161
746 BALL OR ROLLER BEARINGS	30	205	123	665 GLASSWARE	15	88	52
747 TAPS, COCKS, VALVES, ETC.	96	354	225	691 METALLIC STRUCTURES NES	685	605	364
748 TRANSMISSIONS, SHAFTS, ETC	339	1 012	612	695 TOOLS	161	231	144
749 NON-ELECT MACH. PARTS, ETC	126	504	306	699 MANUFACTS. BASE METAL, NES	37	85	49
751 OFFICE MACHINES	20	130	81	713 INTRNL COMBUS PSTN ENGIN	14	241	142
752 AUTOMATC. DATA PROC. EQUIP	97	1 167	742	723 CIVIL ENGINEERING EQUIPT	871	1 088	693
759 PARTS, FOR OFFICE MACHINS	11	167	100	727 FOOD-PROCESS. MCH. NON DOM	32	84	53
764 TELECOMM. EQUIP. PARTS NES	66	1 196	741	728 OTH. MACH. PTS, SPCL INDUST	571	1 359	864
771 ELECT POWER MACHNY. PARTS	53	211	127	731 METAL REMOVAL WORK TOOLS	98	82	52
772 ELEC. SWITCH, RELAY, CIRCUIT	170	726	458	737 METALWORKING MACHNRY NES	444	1 829	1 179
773 ELECTR DISTRIB. EQPT NES	1 780	1 258	816	741 HEATING, COOLING EQUIP, PART	117	217	135
774 ELECTRO-MEDCL. XRAY EQUIP	9	137	82	743 PUMPS NES, CENTRIFUGS ETC	17	118	72
775 DOM. ELEC. NON-ELEC. EQUIPT	244	157	98	744 MECHANICAL HANDLING EQUIP	101	281	185
776 TRANSISTORS, VALVES, ETC.	29	101	65	745 OTH. NONELEC MCH, TOOL, NES	26	77	49
778 ELECTRIC. MACH. APPART. NES	290	908	543	749 NON-ELECT MACH. PARTS, ETC	17	75	42
781 PASS. MOTOR VEHCLS. EX. BUS	920	3 403	2 173	751 OFFICE MACHINES	29	167	107
782 GOODS, SPCL TRANSPORT VEH	2 029	3 596	2 247	902 AUTOMATC. DATA PROC. EQUIP	4	60	36
783 ROAD MOTOR VEHICLES NES	1 163	1 044	667	759 PARTS, FOR OFFICE MACHINS	13	103	63
784 PARTS, TRACTORS, MOTOR VEH	1 175	1 504	937	647 TELECOMM. EQUIP. PARTS NES	411	3 213	1 934
785 CYCLES, MOTORCYCLES ETC.	56	85	52	771 ELECT POWER MACHNY. PARTS	8	56	35
786 TRAILERS, SEMI-TRAILR, ETC	6 971	3 961	2 393	772 ELEC. SWITCH, RELAY, CIRCUIT	81	1 072	640
791 RAILWAY VEHICLES. EQUIPNT	3 305	2 271	1 419	773 ELECTR DISTRIB. EQPT NES	211	220	133
812 PLUMBNG, SANITRY, EQPT. ETC	149	87	52	774 ELECTRO-MEDCL. XRAY EQUIP	19	143	88
813 LIGHTNG FIXTURES ETC. NES	27	92	53	776 TRANSISTORS, VALVES, ETC.	1	65	40
821 FURNITURE, CUSHIONS, ETC.	216	340	217	778 ELECTRIC. MACH. APPART. NES	112	435	271
851 FOOTWEAR	22	54	34	781 PASS. MOTOR VEHCLS. EX. BUS	497	1 536	945
872 MEDICAL INSTRUMENTS NES	440	1 463	902	782 GOODS, SPCL TRANSPORT VEH	1 692	2 565	1 506
873 METERS, COUNTERS, NES	29	273	163	783 ROAD MOTOR VEHICLES NES	387	674	388
874 MEASURE, CONTROL INSTRMNT	103	1 065	647	784 PARTS, TRACTORS, MOTOR VEH	196	317	192
882 PHOTO. CINEMATOGRPH. SUPPL	156	346	208	785 CYCLES, MOTORCYCLES ETC.	51	128	80
891 ARMS AND AMMUNITION	16	226	146	786 TRAILERS, SEMI-TRAILR, ETC	157	58	37
892 PRINTED MATTER	320	266	166	872 MEDICAL INSTRUMENTS NES	505	2 951	1 824
893 ARTICLES, NES, OF PLASTICS	544	563	348	874 MEASURE, CONTROL INSTRMNT	17	872	551
895 OFFICE, STATIONERY SUPPLS	27	116	71	881 PHOTOGRAPH APPAR. ETC. NES	3	148	85
898 MUSICAL INSTRUMENTS, ETC.	4	48	30				
899 MISC MANUFACTRD GOODS NES	19	48	30				
941 COMPL IND PLANT CHAPT 99	2 022	79	48				
SEYCHELLES							
IMPORTS	7 147	3 947	2 454				
034 FISH, FRESH, CHILLED, FROZ2N	287	284	166				
037 FISH ETC. PREPRD, PRSVD. NES	6 572	3 204	2 009				

7 IMPORTS AND EXPORTS (SPECIAL TRADE) BY COUNTRIES OF PRODUCTION AND CONSUMPTION AND BY GROUPS OF THE SITC-REV. III 1994

GROUP DESCRIPTION	DT = 100 KG	1 000 DM	1 000 \$	GROUP DESCRIPTION	DT = 100 KG	1 000 DM	1 000 \$
882 PHOTO.CINEMATOGRPH. SUPPL	22	125	77	742 PUMPS FOR LIQUIDS,PARTS	6	145	86
885 WATCHES AND CLOCKS		50	30	743 PUMPS NES,CENTRIFUGS ETC	134	561	347
892 PRINTED MATTER	43	86	54	744 MECHANICAL HANDLING EQUIP	47	94	59
893 ARTICLES,NES,OF PLASTICS	21	90	52	745 OTH.NONELEC MCH,TOOL,NES	60	567	357
895 OFFICE,STATIONERY SUPPLS		77	51	746 BALL OR ROLLER BEARINGS	11	86	48
897 GOLD,SILVERWARE,JEWEL NES	9	73	46	748 TRANSMISSIONS SHAFTS ETC	102	760	474
899 MISC MANUFCTRD GOODS NES	6	57	34	749 NON-ELECT MACH.PARTS,ETC	26	185	115
MADAGASCAR				751 OFFICE MACHINES	14	58	37
IMPORTS				761 TELEVISION RECEIVERS ETC	33	59	36
001 LIVE ANIMALS	2	138	86	763 SOUND RECORDER,PHONOGRPH		70	44
011 BOVINE MEAT	10 090	4 888	3 077	764 TELECOMM.EQUIP.PARTS NES	26	161	99
037 FISH ETC.PREPD,PRSDV.NES	31 244	13 105	8 135	772 ELEC.SWITCH,RELAY.CIRCUIT	13	142	86
054 VEGETABLES	325	241	144	775 DOM.ELEC,NON-ELEC.EQUIPT	50	145	94
057 FRUIT,NUTS EXCL.OIL NUTS	5 857	2 593	1 542	778 ELECTRIC.MACH.APPART.NES	145	468	289
071 COFFEE,COFFEE SUBSTITUTE	14 773	4 805	2 999	781 PASS.MOTOR VEHCLS.EX.BUS	954	1 709	1 050
072 COCOA	2 084	443	270	782 GOODS,SPCL TRANSPORT VEH	1 869	1 816	1 075
075 SPICES	11 791	24 337	14 988	784 PARTS,TRACTORS,MOTOR VEH	1 899	1 587	962
223 OILSEED(OTH.FIX.VEG.OIL)	120	79	48	785 TRAILERS,SEMI-TRAILR,ETC	133	110	69
248 WOOD, SIMPLY WORKED	1 830	737	459	813 LIGHTING FIXTURES ETC.NES	20	77	51
265 VEGETABLE TEXTILE FIBRES	3 597	337	212	872 MEDICAL INSTRUMENTS NES	31	151	91
278 OTHER CRUDE MINERALS	33 725	4 586	2 874	874 MEASURE,CONTROL INSTRMNT	1	128	76
292 CRUDE VEG.MATERIALS, NES	2 111	813	505	881 PHOTOGRAPH APPAR.ETC.NES	2	404	261
334 PETROLEUM PRODUCTS	125 031	3 164	2 022	882 PHOTO.CINEMATOGRPH. SUPPL	156	135	84
431 ANIMAL,VEG.FATS,OILS,NES	185	83	54	884 OPTICAL GOODS NES	2	450	291
551 ESSNTL.OIL,PERFUME,FLAVR	1 689	1 000	619	891 ARMS AND AMMUNITION	10	66	40
651 TEXTILE YARN	5 607	1 198	746	892 PRINTED MATTER	52	139	91
652 COTTON FABRICS, WOVEN	8 252	5 693	3 517	893 ARTICLES,NES,OF PLASTICS	80	130	81
656 TULLE,LACE,EMBROIDRY,ETC	11	57	33	895 OFFICE,STATIONERY SUPPLS	36	59	36
657 SPECIAL YARN,TXTL.FABRIC	7 321	1 265	792	REUNION			
658 TEXTILE ARTICLES NES	16	233	148	IMPORTS			
663 MINERAL MANUFACTURES,NES	4	87	52	036 CRUSTACEANS,MOLLUSCS ETC	65	46	30
667 PEARLS,PRECIOUS STONES	.	.	.	057 FRUIT,NUTS EXCL.OIL NUTS	238	101	60
764 TELECOMM.EQUIP.PARTS NES		94	60	061 SUGARS,MOLASSES,HONEY	6 002	815	513
831 TRUNK,SUIT-CASES,BAG,ETC	150	81	51	075 SPICES	149	585	367
841 MENS,BOYS CLOTHING,X-KNIT	1 839	2 596	1 595	112 ALCOHOLIC BEVERAGES	12 076	1 645	1 010
842 WOMEN,GIRL CLOTHNG,XKNIT	682	2 204	1 371	551 ESSNTL.OIL,PERFUME,FLAVR	9	168	100
844 WOMEN,GIRLS CLOTHNG,KNIT	94	379	232	881 PHOTOGRAPH APPAR.ETC.NES	3	84	55
845 OTHR.TEXTILE APPAREL,NES	1 215	9 790	6 254	EXPORTS			
894 BABY CARRIAGE,TOYS,GAMES	18	150	89	048 CEREAL PREPARATIONS	1 241	437	270
899 MISC MANUFCTRD GOODS NES	96	65	40	054 VEGETABLES	40	120	76
EXPORTS				059 FRUIT, VEGETABLE JUICES	170	52	34
022 MILK AND CREAM	2 410	635	394	062 SUGAR CONFECTIONERY	224	201	123
048 CEREAL PREPARATIONS	2 569	144	91	081 ANIMAL FEED STUFF	21	76	47
054 VEGETABLES	120	247	151	098 EDIBLE PROD.PREPRNTS,NES	948	703	431
059 FRUIT, VEGETABLE JUICES	170	50	32	111 NON-ALCOHOL. BEVERAGE,NES	441	51	31
061 SUGARS,MOLASSES,HONEY	4 392	235	145	278 OTHER CRUDE MINERALS	25 759	812	502
098 EDIBLE PROD.PREPRNTS,NES	141	89	52	322 BRIQUETTES,LIGNITE,PEAT	8 130	232	148
266 SYNTHETIC FIBRES	514	216	132	514 NITROGEN-FUNCT.COMPOUNDS	200	73	44
292 CRUDE VEG.MATERIALS, NES	60	198	121	516 OTHER ORGANIC CHEMICALS	171	257	156
431 ANIMAL,VEG.FATS,OILS,NES	385	58	36	522 INORGANIC CHEM.ELEMENTS	229	67	40
511 HYDROCARBONS,NES,DERIVTS	288	79	46	531 SYNTH.COLOURS,LAKES,ETC.	74	394	244
512 ALCOHOL,PHENOL,ETC.DERIV	532	98	57	533 PIGMENTS, PAINTS, ETC.	1 348	510	319
513 CARBOXYLIC ACIDS,DERIVTS	95	68	42	554 SOAP,CLEANERS,POLISH,ETC	157	77	46
514 NITROGEN-FUNCT.COMPOUNDS	80	60	35	571 POLYMERS OF ETHYLENE	4 480	474	298
515 ORGANO-INORGANIC CPMPDS	10	56	33	575 OTH.PLASTIC,PRIMARY FORM	1 950	537	336
516 OTHER ORGANIC CHEMICALS	65	100	61	581 PLASTIC TUBE,PIPE,HOSE	51	69	40
522 INORGANIC CHEM.ELEMENTS	24 198	1 160	731	582 PLASTIC PLATE,SHEETS,ETC	79	103	64
523 METAL. SALTS, INORGAN. ACID	10 640	423	264	591 INSECTICIDES, ETC.	338	521	331
524 OTHER CHEMICAL COMPOUNDS	94	54	36	592 STARCHES,INULIN,ETC.	308	305	184
531 SYNTH.COLOURS,LAKES,ETC.	898	3 019	1 849	598 MISC.CHEMICAL PRDCTS.NES	976	350	216
532 DYEING,TANNING MATERIALS	238	135	85	621 MATERIALS OF RUBBER	76	56	32
533 PIGMENTS, PAINTS, ETC.	536	240	147	625 RUBBER TYRES,TUBES,ETC.	774	527	326
541 MEDICINES,ETC.EXC.GRP542	40	504	306	629 ARTICLES OF RUBBER, NES	7 362	536	342
542 MEDICAMENTS	141	465	299	641 PAPER AND PAPERBOARD	7 654	1 538	959
553 PERFUMERY,COSMETICS,ETC.	86	54	34	642 PAPER,PAPERBOARD,CUT ETC	15 924	9 593	5 937
554 SOAP,CLEANERS,POLISH,ETC	671	298	180	651 TEXTILE YARN	10	54	33
562 FERTILIZER,EXCEPT GRP272	1 127	60	38	652 COTTON FABRICS, WOVEN	32	56	33
571 POLYMERS OF ETHYLENE	2 083	159	101	653 FABRICS,MAN-MADE FIBRES	74	231	139
574 POLYACETAL,POLYCARBONATE	4 204	109	68	662 CLAY,REFRCT.CONSTR.MATRL	780	123	75
575 OTH.PLASTIC,PRIMARY FORM	2 214	2 114	1 296	663 MINERAL MANUFACTURES,NES	100	96	57
582 PLASTIC PLATE,SHEETS,ETC	192	141	84	664 GLASS	1 583	174	106
591 INSECTICIDES, ETC.	67	236	143	674 FLAT-ROLLED PLATED IRON	1 960	146	88
592 STARCHES,INULIN,ETC.	1 425	305	189	679 TUBES,PIPES,ETC.IRON,STL	368	57	37
597 PREPD ADDITIVES,LIQUIDS	8	60	36	684 ALUMINIUM	432	441	275
598 MISC.CHEMICAL PRDCTS.NES	3 802	2 186	1 329	691 METALLIC STRUCTURES NES	161	160	99
625 RUBBER TYRES,TUBES,ETC.	1 129	191	118	693 WIRE PRODUCTS EXCL.ELECT	668	106	63
629 ARTICLES OF RUBBER, NES	232	288	175	695 TOOLS	60	125	68
641 PAPER AND PAPERBOARD	3 092	350	224	697 HOUSEHOLD EQUIPMENT,NES	158	131	81
642 PAPER,PAPERBOARD,CUT ETC	298	89	56	699 MANUFACTS.BASE METAL,NES	397	592	365
655 KNIT.CROCHET.FABRIC NES	39	62	37	713 INTRNL COMBUS PSTN ENGIN	80	304	189
657 SPECIAL YARN,TXTL.FABRIC	22	100	61	721 AGRIC.MACHINES,EX.TRACTR	72	155	94
658 TEXTILE ARTICLES NES	17	50	32	722 TRACTORS	532	725	462
662 CLAY,REFRCT.CONSTR.MATRL	184	45	30	729 CIVIL ENGINEERING EQUIPT	816	871	556
664 GLASS	392	210	127	725 PAPER,PULP MILL MACHINES	128	329	206
673 FLAT-ROLLED IRON ETC.	6 983	508	316	726 PRINTNG,BOOKBINDNG MACHS	393	2 096	1 375
674 FLAT-ROLLED PLATED IRON	2 215	190	121	727 FOOD-PROCESS.MCH.NON DOM	44	167	103
679 TUBES,PIPES,ETC.IRON,STL	33	53	30	728 OTH.MACH,PTS,SPCL INDUST	408	4 273	2 730
684 ALUMINIUM	245	652	406	741 HEATNG,COOLNG EQUIP,PART	30	402	232
691 METALLIC STRUCTURES NES	96	115	72	742 PUMPS FOR LIQUIDS,PARTS	237	944	605
695 TOOLS	36	77	46	743 PUMPS NES,CENTRIFUGS ETC	103	273	165
699 MANUFACTS.BASE METAL,NES	290	193	112	744 MECHANICAL HANDLING EQUIP	540	630	392
713 INTRNL COMBUS PSTN ENGIN	545	1 917	1 194	745 OTH.NONELEC MCH,TOOL,NES	123	835	522
716 ROTATING ELECTRIC PLANT	137	362	210	747 TAPS,COCKS,VALVES,ETC.	60	363	211
721 AGRIC.MACHINES,EX.TRACTR	124	90	57	748 TRANSMISSIONS SHAFTS ETC	5	72	42
723 CIVIL ENGINEERING EQUIPT	9	74	44	749 NON-ELECT MACH.PARTS,ETC	25	174	107
724 TEXTILE,LEATHER MACHINES	134	1 473	904	751 OFFICE MACHINES	86	321	204
725 PAPER,PULP MILL MACHINES	40	111	65	752 AUTOMATC.DATA PROC.EQUIP	6	84	53
727 FOOD-PROCESS.MCH.NON DOM	112	595	369	764 TELECOMM.EQUIP.PARTS NES	21	67	45
728 OTH.MACH,PTS,SPCL INDUST	24	168	101	772 ELEC.SWITCH,RELAY.CIRCUIT	6	69	32
731 METAL REMOVAL WORK TOOLS	12	66	40	774 ELECTRO-MEDCL,XRAY EQUIPT	68	172	108
735 PARTS,NES,FOR MACH-TOOLS	4	189	115	775 DOM.ELEC,NON-ELEC.EQUIPT	209	395	240
737 METALWORKING MACHINRY NES	11	72	44	778 ELECTRIC.MACH.APPART.NES	173	751	462
741 HEATNG,COOLNG EQUIP,PART	68	261	164	781 PASS.MOTOR VEHCLS.EX.BUS	7 808	17 836	11 099

7 IMPORTS AND EXPORTS (SPECIAL TRADE) BY COUNTRIES OF PRODUCTION AND CONSUMPTION AND BY GROUPS OF THE SITC-REV. III 1994

GROUP DESCRIPTION	DT = 100 KG	1 000 DM	1 000 \$	GROUP DESCRIPTION	DT = 100 KG	1 000 DM	1 000 \$
782 GOODS, SPCL TRANSPORT VEH	1 315	2 166	1 329	665 GLASSWARE	107	71	40
784 PARTS, TRACTORS, MOTOR VEH	463	1 567	956	666 POTTERY	88	82	48
821 FURNITURE, CUSHIONS, ETC.	405	378	234	667 PEARLS, PRECIOUS STONES	.	.	.
841 MENS, BOYS CLOTHING, X-KNIT	6	56	33	674 FLAT-ROLLED PLATED IRON	5 863	462	288
842 WOMEN, GIRL CLOTHING, X-KNIT		63	38	679 TUBES, PIPES, ETC. IRON, STL	179	59	36
851 FOOTWEAR	59	287	177	681 SILVER, PLATINUM, ETC.	13	379	238
871 OPTICAL INSTRUMENTS, NES	3	82	52	683 NICKEL	5	52	31
872 MEDICAL INSTRUMENTS NES	9	219	138	684 ALUMINIUM	148	135	80
874 MEASURE, CONTROL INSTRMNT	15	197	120	691 METALLIC STRUCTURES NES	4 279	695	427
881 PHOTOGRAPH APPAR, ETC. NES	7	79	52	692 CONTAINERS, STORAGE, TRNSP	101	161	103
882 PHOTO. CINEMATOGRPH. SUPPL	800	1 313	822	693 WIRE PRODUCTS EXCL. ELECT	80	52	31
893 ARTICLES, NES, OF PLASTICS	872	765	463	694 NAILS, SCREWS, NUTS, ETC.	51	68	40
894 BABY CARRIAGE, TOYS, GAMES	57	202	125	695 TOOLS	252	758	457
895 OFFICE, STATIONERY SUPPLS	53	119	73	696 CUTLERY	11	54	34
897 GOLD, SILVERWARE, JEWEL NES		255	159	697 HOUSEHOLD EQUIPMENT, NES	37	184	112
898 MUSICAL INSTRUMENTS, ETC.	18	95	60	699 MANUFACTS. BASE METAL, NES	585	927	568
899 MISC MANUFACTRD GOODS NES	212	259	149	711 STEAM GENER. BOILERS, ETC.	139	195	127
				712 STEAM TURBINES	1	64	38
MAURITIUS				713 INTRNL COMBUS PSTN ENGIN	220	979	607
IMPORTS	75 244	147 897	91 519	716 ROTATING ELECTRIC PLANT	141	352	207
034 FISH, FRESH, CHILLED, FROZN	896	421	260	722 TRACTORS	267	310	183
035 FISH, DRIED, SALTED, SMOKED	32	67	38	723 CIVIL ENGINEERING EQUIPT	982	1 594	989
037 FISH ETC. PREPD, PRSVD. NES	8 267	3 863	2 394	724 TEXTILE, LEATHER MACHINES	5 648	22 893	14 339
057 FRUIT, NUTS EXCL. OIL NUTS	175	61	37	725 PAPER, PULP MILL MACHINES	139	408	245
061 SUGARS, MOLASSES, HONEY	26 253	4 058	2 473	726 PRINTNG, BOOKBINDNG MACHS	313	2 085	1 279
074 TEA AND MATE	624	397	254	727 FOOD-PROCESS. MCH. NON DOM	23	136	80
075 SPICES	98	206	130	728 OTH. MACH, PTS, SPCL INDUST	774	1 897	1 194
248 WOOD, SIMPLY WORKED	214	149	95	731 METAL REMOVAL WORKN TOOLS	8	96	57
289 PREC. METAL ORES, CONCRTS	2	274	172	737 METALWORKING MACHNRY NES	12	137	84
292 CRUDE VEG. MATERIALS, NES	46	101	741	741 HEATING, COOLING EQUIP, PART	430	1 027	630
514 NITROGEN-FUNCT. COMPOUNDS	45	239	144	742 PUMPS FOR LIQUIDS, PARTS	109	488	295
635 WOOD MANUFACTURES, NES	5	84	62	743 PUMPS NES, CENTRIFUGS ETC	721	1 886	1 164
652 COTTON FABRICS, WOVEN	4 806	5 172	3 186	744 MECHANICAL HANDLING EQUIP	78	257	166
655 KNIT, CROCHET, FABRIC NES	845	102	59	745 OTH. NONELEC. MCH. TOOL, NES	140	1 204	769
658 TEXTILE ARTICLES NES	2 258	3 009	1 910	747 TAPS, COCKS, VALVES, ETC.	97	314	204
699 MANUFACTS. BASE METAL, NES	138	372	230	748 TRANSMISSIONS SHAFTS ETC	51	229	137
749 NON-ELECT MACH. PARTS, ETC	1	71	46	749 NON-ELECT MACH. PARTS, ETC	320	881	545
764 TELECOMM. EQUIP. PARTS NES	1	187	121	752 AUTOMATC. DATA PROC. EQUIP	33	472	298
841 MENS, BOYS CLOTHING, X-KNIT	3 350	24 070	14 939	759 PARTS, FOR OFFICE MACHINS	125	72	42
842 WOMEN, GIRL CLOTHING, X-KNIT	1 547	6 503	3 987	764 TELECOMM. EQUIP. PARTS NES	24	492	306
843 MENS, BOYS CLOTHING, KNIT	1 043	3 575	2 202	772 ELEC. SWITCH, RELAY, CIRCUIT	53	358	216
844 WOMEN, GIRLS CLOTHING, KNIT	1 939	5 999	3 670	774 ELECTRO-MEDCL, XRAY EQUIP	58	1 683	1 001
845 OTHR. TEXTILE APPAREL, NES	21 599	78 833	48 796	775 DOM. ELEC, NON-ELEC. EQUIPT	137	361	226
846 CLOTHING ACCESSRS, FABRIC	36	199	125	778 ELECTRIC. MACH. APPART. NES	146	809	495
848 CLOTHING, NONXTL; HEADGEAR	44	531	335	781 PASS. MOTOR VEHCLS. EX. BUS	3 326	9 132	5 639
874 MEASURE, CONTROL INSTRMNT	20	630	388	782 GOODS, SPCL TRANSPORT VEH	261	385	234
884 OPTICAL GOODS NES	9	306	185	784 PARTS, TRACTORS, MOTOR VEH	371	1 176	715
894 BABY CARRIAGE, TOYS, GAMES	784	2 908	1 814	786 TRAILERS, SEMI-TRAILR, ETC	32	45	30
897 GOLD, SILVERWARE, JEWEL NES	41	4 065	2 518	792 AIRCRAFT, ASSOCTD. EQUIPNT	14	4 792	2 972
899 MISC MANUFACTRD GOODS NES	33	180	107	813 LIGHTNING FIXTURES ETC. NES	34	146	90
		637	402	821 FURNITURE, CUSHIONS, ETC.	57	88	54
EXPORTS	164 662	123 885	76 782	846 CLOTHING ACCESSRS, FABRIC	232	928	575
017 MEAT, OFFL. PRPD, PRSVD, NES	195	109	65	848 CLOTHING, NONXTL; HEADGEAR	50	112	69
041 WHEAT, MESLIN, UNMILLED	62 447	1 307	849	871 OPTICAL INSTRUMENTS, NES	52	32	19
048 CEREAL PREPARATIONS	1 594	67	40	872 MEDICAL INSTRUMENTS NES	139	530	330
054 VEGETABLES	140	149	91	874 MEASURE, CONTROL INSTRMNT	12	913	574
061 SUGARS, MOLASSES, HONEY	1 851	121	75	881 PHOTOGRAPH APPAR, ETC. NES	10	64	38
081 ANIMAL FEED STUFF	42	95	58	882 PHOTO. CINEMATOGRPH. SUPPL	1 523	856	531
091 MARGARINE AND SHORTENING	10 567	1 610	1 005	884 OPTICAL GOODS NES	97	63	38
098 EDIBLE PROD. PREPRTRS, NES	245	141	85	892 PRINTED MATTER	314	693	428
266 SYNTHETIC FIBRES	512	152	97	893 ARTICLES, NES, OF PLASTICS	532	484	299
292 CRUDE VEG. MATERIALS, NES	90	336	205	894 BABY CARRIAGE, TOYS, GAMES	102	466	293
335 RESIDUAL PETROL. PRODUCTS	221	50	32	895 OFFICE, STATIONERY SUPPLS	105	596	360
431 ANIMAL, VEG. FATS, OILS, NES	5 422	871	538	897 GOLD, SILVERWARE, JEWEL NES	26	4 727	2 924
511 HYDROCARBONS, NES, DERIVTS	695	305	189	898 MUSICAL INSTRUMENTS, ETC.	68	758	458
512 ALCOHOL, PHENOL, ETC. DERIV	3 271	466	283	899 MISC MANUFACTRD GOODS NES	63	391	242
513 CARBOXYLIC ACIDS, DERIVTS	207	213	128	971 GOLD, NONMONTRY EXCL ORES	1 888	1 888	1 157
514 NITROGEN-FUNCT. COMPOUNDS	462	551	343				
515 ORGANO-INORGANIC COMPNDS	54	110	69	COMOROS			
516 OTHER ORGANIC CHEMICALS	74	75	48	IMPORTS	3 025	2 350	1 414
522 INORGANIC CHEM. ELEMENTS	10 518	1 027	644	075 SPICES	2 246	2 155	1 296
523 METAL. SALTS, INORGAN. ACID	5 165	568	350	522 INORGANIC CHEM. ELEMENTS	750	138	83
531 SYNTH. COLOURS, LAKES, ETC.	1 962	5 469	3 410	EXPORTS	1 943	368	233
533 PIGMENTS, PAINTS, ETC.	637	489	302	011 BOVINE MEAT	1 530	164	105
541 MEDICINES, ETC. EXC. GRP542	19	266	164				
542 MEDICAMENTS	275	1 437	884	MAYOTTE			
551 ESSNTL. OIL, PERFUME, FLAVR	115	495	300	IMPORTS	818	594	372
553 PERFUMERY, COSMETICS, ETC.	203	288	179	075 SPICES	811	562	351
554 SOAP, CLEANERS, POLISH, ETC	1 256	574	360	EXPORTS	148	110	64
571 POLYMERS OF ETHYLENE	1 128	94	58	ZAMBIA			
572 POLYMERS OF STYRENE	380	72	43	IMPORTS	38 549	32 019	19 860
574 POLYACETAL, POLYCARBONATE	822	319	203	034 FISH, FRESH, CHILLED, FROZN	72	301	187
575 OTH. PLASTIC, PRIMARY FORM	2 324	1 450	895	054 VEGETABLES	188	107	67
581 PLASTIC TUBE, PIPE, HOSE	52	104	64	071 COFFEE, COFFEE SUBSTITUTE	4 634	1 697	1 041
582 PLASTIC PLATE, SHEETS, ETC	553	359	226	121 TOBACCO, UNMANUFACTURED	10 193	4 280	2 618
583 MONOFILAMENT OF PLASTICS	208	150	90	288 NON-FERROUS WASTE, SCRAP	320	86	49
591 INSECTICIDES, ETC.	327	611	382	522 INORGANIC CHEM. ELEMENTS	50	351	207
592 STARCHES, INULIN, ETC.	461	204	125	651 TEXTILE YARN	20 410	10 045	6 250
597 PREPRD ADDITIVES, LIQUIDS	920	282	178	667 PEARLS, PRECIOUS STONES	.	.	.
598 MISC. CHEMICAL PRDTS. NES	3 913	1 804	1 120	682 COPPER	365	97	58
621 MATERIALS OF RUBBER	24	56	36	689 MISC. NON-FERR. BASE METAL	1 999	13 069	8 158
625 RUBBER TYRES, TUBES, ETC.	95	85	52	743 PUMPS NES, CENTRIFUGS ETC	34	220	143
629 ARTICLES OF RUBBER, NES	122	232	147	841 MENS, BOYS CLOTHING, X-KNIT	25	81	47
641 PAPER AND PAPERBOARD	4 316	850	536	EXPORTS	33 259	39 155	24 114
642 PAPER, PAPERBOARD, CUT ETC	1 740	921	580	046 MEAL, FLOUR OF WHEAT, MSLN	7 570	257	161
651 TEXTILE YARN	87	435	270				
652 COTTON FABRICS, WOVEN	778	2 203	1 356				
653 FABRICS, MAN-MADE FIBRES	980	3 331	2 058				
654 OTH. TEXTILE FABRIC, WOVEN	1 437	9 496	5 880				
655 KNIT, CROCHET, FABRIC NES	956	3 613	2 223				
656 TULLE, LACE, EMBROIDRY, ETC	400	1 511	931				
657 SPECIAL YARN, TXTL. FABRIC	371	770	469				
662 CLAY, REFRACT. CONSTR. MATRL	1 135	108	70				
663 MINERAL MANUFACTURES, NES	629	315	193				

7 IMPORTS AND EXPORTS (SPECIAL TRADE) BY COUNTRIES OF PRODUCTION AND CONSUMPTION AND BY GROUPS OF THE SITC-REV. III 1994

GROUP DESCRIPTION	DT = 100 KG	1 000 DM	1 000 \$	GROUP DESCRIPTION	DT = 100 KG	1 000 DM	1 000 \$
266 SYNTHETIC FIBRES	1 384	362	221	846 CLOTHING ACCESSRS,FABRIC	366	934	586
292 CRUDE VEG.MATERIALS, NES	85	326	207	896 WORKS OF ART,ANTIQUE ETC	402	475	290
421 FIXED VEG.FAT,OILS, SOFT	3 496	514	322	971 GOLD,NONMONTRY EXCL ORES	4	9 803	5 793
514 NITROGEN-FUNCT.COMPOUNDS	199	56	36				
523 METAL.SALTS,INORGAN.ACID	1 600	308	190	EXPORTS	434 517	147 978	91 793
541 MEDICINES,ETC.EXC.GRPS42	171	1 190	735	001 LIVE ANIMALS	4	121	78
542 MEDICAMENTS	58	414	253	041 WHEAT, MESLIN, UNMILLED	182 000	2 626	1 672
551 ESSNTL.OIL,PERFUME,FLAVR	103	105	68	046 MEAL,FLOUR OF WHEAT,MSLN	1 716	57	36
574 POLYACETAL,POLYCARBONATE	15	54	35	048 CEREAL PREPARATIONS	136	95	60
582 PLASTIC PLATE,SHEETS,ETC	66	70	44	058 FRUIT,PRESERVED,PREPARED	34	56	36
598 MISC.CHEMICAL PRODTS,NES	163	75	45	073 CHOCOLATE,OTH.COCOA PREP	70	60	38
600 CPL IND PLANT CHAP 69-76	308	620	381	081 ANIMAL FEED STUFF	18	76	45
621 MATERIALS OF RUBBER	27	47	31	098 EDIBLE PROD.PREPRTRS,NES	135	58	36
625 RUBBER TYRES,TUBES,ETC.	1 486	271	170	232 SYNTHETIC RUBBER, ETC.	1 056	391	237
629 ARTICLES OF RUBBER, NES	37	73	47	267 OTHER MAN-MADE FIBRES	1 079	652	434
641 PAPER AND PAPERBOARD	159	151	91	278 OTHER CRUDE MINERALS	1 886	100	61
642 PAPER,PAPERBOARD,CUT ETC	93	111	70	292 CRUDE VEG.MATERIALS, NES	119	334	207
652 COTTON FABRICS, WOVEN	196	147	89	334 PETROLEUM PRODUCTS	1 172	322	201
653 FABRICS,MAN-MADE FIBRES	162	166	414	395 RESIDUAL PETROL PRODUCTS	1 774	188	113
662 CLAY,REFRCT.CONSTR.MATRL	1 240	660	414	511 HYDROCARBONS,NES,DERIVTS	2 440	61	37
663 MINERAL MANUFACTURES,NES	83	122	76	512 ALCOHOL,PHENOL,ETC.DERIV	2 293	453	284
673 FLAT-ROLLED IRON ETC.	669	110	70	513 CARBOXYLIC ACIDS,DERIVTS	922	224	134
676 IRON,STL.BAR,SHAPES ETC.	2 005	286	186	514 NITROGEN-FUNCT.COMPOUNDS	694	1 108	656
684 ALUMINIUM	360	124	72	515 ORGANO-INORGANIC CPMPDS	938	1 016	628
695 TOOLS	134	557	349	516 OTHER ORGANIC CHEMICALS	1 030	814	507
699 MANUFACTS.BASE METAL,NES	126	260	160	522 INORGANIC CHEM.ELEMENTS	9 841	1 053	641
700 CPL IND PLANT (84/85/87)	1 097	4 963	3 050	523 METAL.SALTS,INORGAN.ACID	15 781	1 684	1 041
713 INTRNL COMBUS PSTN ENGIN	130	900	561	524 OTHER CHEMICAL COMPOUNDS	957	164	101
716 ROTATING ELECTRIC PLANT	24	245	154	531 SYNTH.COLOURS,LAKES,ETC.	1 580	4 190	2 567
723 CIVIL ENGINEERING EQUIPT	129	379	233	532 DYING,TANNING MATERIALS	1 319	452	280
724 TEXTILE,LEATHER MACHINES	299	1 805	1 142	533 PIGMENTS, PAINTS, ETC.	1 181	735	447
726 PRINTNG,BOOKBINDNG MACHS	80	673	398	541 MEDICINES,ETC.EXC.GRPS42	321	1 481	911
727 FOOD-PROCESS.MCH.NON DOM	210	573	344	542 MEDICAMENTS	200	1 672	1 043
728 OTH.MACH,PTS,SPCL INDUST	183	663	410	551 ESSNTL.OIL,PERFUME,FLAVR	364	547	345
735 PARTS,NES,FR MACH-TOOLS	18	155	99	554 SOAP,CLEANERS,POLISH,ETC	1 600	572	347
741 HEATING,COOLNG EQUIP,PART	170	371	225	562 FERTILIZER,EXCEPT GRP272	113 813	3 254	1 981
742 PUMPS FOR LIQUIDS,PARTS	512	1 334	828	571 POLYMERS OF ETHYLENE	15 598	1 534	953
743 PUMPS NES,CENTRIFUGS ETC	306	1 992	1 213	572 POLYMERS OF STYRENE	1 927	378	233
744 MECHANICAL HANDLNG EQUIP	271	502	311	573 POLYMERS,VINYL CHLORIDE	5 359	903	557
745 OTH.NONELEC MCH,TOOL,NES	222	1 393	820	574 POLYACETAL,POLYCARBONATE	285	165	101
746 BALL OR ROLLER BEARINGS	14	81	50	575 OTH.PLASTIC,PRIMARY FORM	2 998	2 119	1 282
747 TAPS,COCKS,VALVES,ETC.	9	133	82	581 PLASTIC TUBE,PIPE,HOSE	38	109	64
748 TRANSMISSIONS SHAFTS ETC	107	412	248	582 PLASTIC PLATE,SHEETS,ETC	1 520	1 017	633
749 NON-ELECT MACH.PARTS,ETC	66	253	155	583 MONOFILAMENT OF PLASTICS	93	103	63
751 OFFICE MACHINES	14	85	58	591 INSECTICIDES, ETC.	520	1 256	761
752 AUTOMATC.DATA PROC.EQUIP	26	950	598	592 STARCHES,INULIN,ETC.	575	83	52
759 PARTS,FOR OFFICE MACHINS	9	85	53	597 PREPRD ADDITIVES,LIQUIDS	1 896	597	368
764 TELECOMM.EQUIP,PARTS NES	4	901	537	598 MISC.CHEMICAL PRODTS,NES	4 126	1 759	1 077
772 ELEC.SWITCH.RELAY.CIRCUIT	47	484	288	621 MATERIALS OF RUBBER	113	125	75
773 ELECTR DISTRIBT.EQPT NES	96	87	54	629 ARTICLES OF RUBBER, NES	117	802	493
775 DOM.ELEC,NON-ELEC.EQUIPT	77	66	40	633 CORK MANUFACTURES	13	53	34
778 ELECTRIC.MACH.APPART,NES	303	897	554	641 PAPER AND PAPERBOARD	6 006	4 513	2 833
781 PASS.MOTOR VEHCLS,EX.BUS	667	2 886	1 633	642 PAPER,PAPERBOARD,CUT ETC	600	387	238
782 GOODS,SPCL TRANSPORT VEH	415	151	94	651 TEXTILE YARN	45	161	95
783 ROAD MOTOR VEHICLES NES	1 123	1 428	897	652 COTTON FABRICS, WOVEN	136	173	105
784 PARTS,TRACTORS,MOTOR VEH	447	968	604	653 FABRICS,MAN-MADE FIBRES	812	1 660	1 016
785 CYCLES,MOTORCYCLES ETC.	22	47	30	654 OTH.TEXTILE FABRIC,WOVEN	77	230	151
786 TRAILERS,SEMI-TRAILR,ETC	430	171	104	655 KNIT.CROCHET,FABRIC NES	115	166	101
821 FURNITURE,CUSHIONS,ETC.	102	69	44	656 TULLE,LACE,EMBROIDRY,ETC	22	81	50
851 FOOTWEAR	30	189	122	657 SPECIAL YARN,TXTL.FABRIC	239	973	606
872 MEDICAL INSTRUMENTS NES	489	977	611	659 FLOOR COVERINGS, ETC.	1 556	650	423
874 MEASURE,CONTROL INSTRMNT	38	1 305	825	662 CLAY,REFRCT.CONSTR.MATRL	2 328	311	180
882 PHOTO.CINEMATOGRPH.SUPL	7	85	52	663 MINERAL MANUFACTURES,NES	359	297	182
891 ARMS AND AMMUNITION	3	59	37	664 GLASS	1 745	269	170
892 PRINTED MATTER	77	130	82	665 GLASSWARE	167	180	109
893 ARTICLES,NES,OF PLASTICS	46	89	51	673 FLAT-ROLLED IRON ETC.	1 040	117	74
895 OFFICE,STATIONERY SUPPLS	38	141	85	674 FLAT-ROLLED PLATED IRON	620	65	41
				675 FLAT-ROLLED, ALLOY STEEL	918	121	76
				676 IRON,STL.BAR,SHAPES ETC.	3 701	309	559
				679 TUBES,PIPES,ETC.IRON,STL	1 205	268	165
				682 COPPER	303	177	104
				683 NICKEL	24	52	32
				684 ALUMINIUM	404	206	129
				689 MISC.NON-FERR.BASE METAL	2	54	35
				691 METALLIC STRUCTURES NES	40	77	47
				693 WIRE PRODUCTS EXCL.ELECT	100	116	71
				694 NAILS,SCREWS,NUTS,ETC.	62	88	49
				695 TOOLS	369	1 172	735
				696 CUTLERY	7	83	52
				699 MANUFACTS.BASE METAL,NES	219	420	259
				712 STEAM TURBINES	406	7 473	4 808
				713 INTRNL COMBUS PSTN ENGIN	413	1 714	1 034
				716 ROTATING ELECTRIC PLANT	303	853	548
				721 AGRIC.MACHINES,EX.TRACTR	927	1 500	928
				722 TRACTORS	2 256	2 610	1 652
				723 CIVIL ENGINEERING EQUIPT	7 819	8 116	4 784
				724 TEXTILE,LEATHER MACHINES	997	5 750	3 529
				725 PAPER,PULP MILL MACHINES	163	645	403
				726 PRINTNG,BOOKBINDNG MACHS	877	4 782	3 029
				727 FOOD-PROCESS.MCH.NON DOM	453	1 033	622
				728 OTH.MACH,PTS,SPCL INDUST	1 781	7 720	4 821
				731 METAL REMOVAL WORK TOOLS	364	726	459
				733 MACH-TOOLS,METAL-WORKING	19	60	37
				735 PARTS,NES,FR MACH-TOOLS	13	177	111
				737 METALWORKING MACHNRY NES	18	104	68
				741 HEATING,COOLNG EQUIP,PART	397	1 306	821
				742 PUMPS FOR LIQUIDS,PARTS	335	1 637	1 035
				743 PUMPS NES,CENTRIFUGS ETC	303	1 277	786
				744 MECHANICAL HANDLNG EQUIP	746	1 697	1 054
				745 OTH.NONELEC MCH,TOOL,NES	2 762	12 387	7 893
				746 BALL OR ROLLER BEARINGS	60	344	210
				747 TAPS,COCKS,VALVES,ETC.	29	324	202
				748 TRANSMISSIONS SHAFTS ETC	183	937	578
				749 NON-ELECT MACH.PARTS,ETC	142	673	410
				751 OFFICE MACHINES	22	80	49
				752 AUTOMATC.DATA PROC.EQUIP	84	1 149	721
				759 PARTS,FOR OFFICE MACHINS	3	177	110
ZIMBABWE							
IMPORTS	796 089	239 616	146 860				
011 BOVINE MEAT	32 956	22 796	13 668				
054 VEGETABLES	2 547	962	592				
057 FRUIT,NUTS EXCL.OIL NUTS	15 581	1 888	1 199				
071 COFFEE,COFFEE SUBSTITUTE	9 641	3 662	2 289				
074 TEA AND MATE	1 973	599	370				
075 SPICES	185	79	46				
121 TOBACCO, UNMANUFACTURED	210 690	78 159	47 910				
122 TOBACCO, MANUFACTURED	731	172	111				
263 COTTON	60 165	15 046	9 205				
273 STONE, SAND AND GRAVEL	6 362	257	155				
278 OTHER CRUDE MINERALS	52 613	3 047	1 905				
283 COPPER ORES,CONCENTRATES	4 600	874	527				
287 ORE,CONCENTR.BASE METALS	45	149	96				
288 NON-FERROUS WASTE,SCRAP	10 085	4 118	2 498				
289 PREC.METAL ORES,CONCTRSTS	2	1 969	1 210				
291 CRUDE ANIMAL MATRLS,NES	26	127	76				
292 CRUDE VEG.MATERIALS, NES	2 944	3 518	2 145				
294 VENEERS, PLYWOOD, ETC.	4 449	618	383				
651 TEXTILE YARN	8 661	5 025	3 177				
652 COTTON FABRICS, WOVEN	5 444	2 597	1 578				
658 TEXTILE ARTICLES NES	246	304	182				
661 LIME,CEMENT,CONSTR.MATRL	359	163	103				
667 PEARLS,PRECIOUS STONES	.	.	.				
671 PIG IRON,SPIEGELISN,ETC	330 655	35 122	21 765				
682 COPPER	3 828	1 313	854				
683 NICKEL	20 036	20 102	12 372				
689 MISC.NON-FERR.BASE METAL	24	185	118				
723 CIVIL ENGINEERING EQUIPT	9	254	150				
748 TRANSMISSIONS SHAFTS ETC	23	338	81				
772 ELEC.SWITCH.RELAY.CIRCUIT	161	323	205				
778 ELECTRIC.MACH.APPART,NES		92	56				
841 MENS,BOYS CLOTHING,X-KNIT	6 499	15 062	9 245				
842 WOMEN,GIRL CLOTHING,XKNIT	1 398	5 186	3 141				
843 MENS,BOYS CLOTHING,KNIT	60	194	116				
844 WOMEN,GIRLS CLOTHING,KNIT	148	791	474				
845 OTHR.TEXTILE APPAREL,NES	1 059	2 131	1 335				

7 IMPORTS AND EXPORTS (SPECIAL TRADE) BY COUNTRIES OF PRODUCTION AND CONSUMPTION AND BY GROUPS OF THE SITC-REV. III 1994

GROUP DESCRIPTION	DT = 100 KG	1 000 DM	1 000 \$	GROUP DESCRIPTION	DT = 100 KG	1 000 DM	1 000 \$
764 TELECOMM.EQUIP.PARTS NES	181	3 690	2 240	SOUTH AFRICA			
771 ELECT POWER MACHNY.PARTS	80	91	57	IMPORTS			
772 ELEC. SWITCH.RELAY.CIRCUIT	265	1 710	1 060	67 473 839	2 630 838	1 623 622	
773 ELECTR DISTRIB.EQPT NES	147	307	187				
774 ELECTRO-MEDCL.XRAY EQUIP	33	1 014	606	001 LIVE ANIMALS	11	226	141
775 DOM.ELEC.NON-ELEC.EQUIP	194	259	151	012 OTHER MEAT, MEAT OFFAL	1 089	1 288	799
776 TRANSISTORS, VALVES, ETC.		74	46	034 FISH, FRESH, CHILLED, FROZLN	5 536	2 189	1 366
778 ELECTRIC.MACH. APPART.NES	605	2 189	1 343	036 CRUSTACEANS, MOLLUSCS ETC	43	142	86
781 PASS.MOTOR VEHCLS.EX.BUS	1 867	6 515	4 071	044 MAIZE UNMILLED	1 746	137	86
782 GOODS, SPCL TRANSPORT VEH	342	296	178	054 VEGETABLES	74 024	16 595	10 348
783 ROAD MOTOR VEHICLES NES	306	88	52	056 VEGETABLES, PRPD, PRSVD, NES	7 199	1 792	1 095
784 PARTS, TRACTORS, MOTOR VEH	544	2 287	1 419	057 FRUIT, NUTS EXCL.OIL NUTS	1 553 061	276 438	168 873
785 CYCLES, MOTORCYCLES ETC.	73	425	270	058 FRUIT, PRESERVED, PREPARED	294 734	39 495	24 287
792 AIRCRAFT, ASSOCTD. EQUIPNT	20	466	282	059 FRUIT, VEGETABLE JUICES	39 717	6 265	3 880
813 LIGHTNG FIXTURES ETC.NES	21	71	45	061 SUGARS, MOLASSES, HONEY	118 151	1 548	1 006
821 FURNITURE, CUSHIONS, ETC.	71	208	126	062 SUGAR CONFECTIONERY	379	122	78
842 WOMEN, GIRL CLOTHNG, XKNIT	19	104	65	074 TEA AND MATE	2 910	715	438
845 OTHR. TEXTILE APPAREL, NES	46	92	61	075 SPICES	1 284	362	227
851 FOOTWEAR	341	126	76	081 ANIMAL FEED STUFF	682 451	17 153	10 668
871 OPTICAL INSTRUMENTS, NES	2	51	32	112 ALCOHOLIC BEVERAGES	26 416	11 706	7 281
872 MEDICAL INSTRUMENTS NES	857	2 951	1 852	121 TOBACCO, UNMANUFACTURED	6 238	983	611
873 METERS, COUNTERS, NES	18	205	128	211 HIDES, SKINS (EX.FURS), RAW	9 795	3 786	2 342
874 MEASURE, CONTROL INSTRMNT	165	2 262	1 401	222 OILSEED(SFT.FIX VEG.OIL)	89 062	12 885	8 077
881 PHOTOGRAPH APPAR. ETC. NES	19	175	108	245 FUEL WOOD, WOOD CHARCOAL	111 165	8 371	5 080
882 PHOTO. CINEMATOGRPH. SUPPL	26	173	102	247 WOOD ROUGH, ROUGH SQUARED	1 001	110	66
884 OPTICAL GOODS NES		121	74	248 WOOD, SIMPLY WORKED	1 679	230	136
885 WATCHES AND CLOCKS	17	196	121	251 PULP AND WASTE PAPER	*	*	*
891 ARMS AND AMMUNITION	10	87	53	263 COTTON	15 047	1 074	688
892 PRINTED MATTER	84	151	90	267 OTHER MAN-MADE FIBRES	4 511	143	90
893 ARTICLES, NES, OF PLASTICS	502	663	405	268 WOOL, OTHER ANIMAL HAIR	77 183	58 881	36 216
895 OFFICE, STATIONERY SUPPLS	142	353	212	272 FERTILIZERS, CRUDE	2 709	129	77
897 GOLD, SILVERWARE, JEWEL NES		3 391	2 086	273 STONE, SAND AND GRAVEL	236 292	8 285	5 148
898 MUSICAL INSTRUMENTS, ETC.	54	254	161	277 NATURAL ABRASIVES, NES	680	1 499	919
899 MISC MANUFCTRD GOODS NES	77	314	201	278 OTHER CRUDE MINERALS	1 967 143	72 932	44 865
MALAWI				281 IRON ORE, CONCENTRATES	4 750 341	16 657	10 580
IMPORTS				282 FERROUS WASTE AND SCRAP	23 836	2 428	1 516
034 FISH, FRESH, CHILLED, FROZLN	46	247	150	283 COPPER ORES, CONCENTRATES	57 338	5 777	3 381
071 COFFEE, COFFEE SUBSTITUTE	8 272	2 825	1 733	285 ALUMINIUM ORE, CONCTR. ETC	600	86	56
074 TEA AND MATE	17 075	4 401	2 708	287 ORE, CONCENTR. BASE METALS	1 437 481	25 755	15 791
075 SPICES	323	170	107	288 NON-FERROUS WASTE, SCRAP	110 488	73 928	45 684
121 TOBACCO, UNMANUFACTURED	166 005	80 617	49 958	289 PREC.METAL ORES, CONCTRSTS	229	148 789	91 091
292 CRUDE VEG. MATERIALS, NES	294	120	76	291 CRUDE ANIMAL MATERLS. NES	579	879	546
714 ENGINES, MOTORS NON-ELECT	1	300	181	292 CRUDE VEG. MATERIALS, NES	48 552	20 506	12 733
EXPORTS				321 COAL, NOT AGGLOMERATED	51 965 514	303 230	186 951
041 WHEAT, MESLIN, UNMILLED	69 833	1 124	664	322 BRIQUETTES, LIGNITE, PEAT	53 121	301	186
046 MEAL, FLOUR OF WHEAT, MSLN	9 242	339	197	325 COKE, SEMI-COKE, RET. CARBN	19 811	172	100
292 CRUDE VEG. MATERIALS, NES	20	111	71	334 PETROLEUM PRODUCTS	3 532	321	197
335 RESIDUAL PETROL. PRODUCTS	3 319	524	317	335 RESIDUAL PETROL. PRODUCTS	397 322	31 307	19 257
513 CARBOXYLIC ACIDS, DERIVTS	814	114	67	422 FIXED VEG.FAT, OILS, OTHER	995	648	407
522 INORGANIC CHEM.ELEMENTS	6 997	317	185	512 ALCOHOL, PHENOL, ETC. DERIV	1 427	165	101
523 METAL. SALTS, INORGAN. ACID	6 069	346	210	513 CARBOXYLIC ACIDS, DERIVTS	5 560	1 045	639
531 SYNTH. COLOURS, LAKES, ETC.	46	197	119	514 NITROGEN-FUNCT.COMPOUNDS	28	111	69
541 MEDICINES, ETC. EXC. GRP542	14	590	372	515 ORGANO-INORGANIC COMPNDS	7 227	1 992	1 245
542 MEDICAMENTS	38	278	166	516 OTHER ORGANIC CHEMICALS	198	1 287	800
562 FERTILIZER, EXCEPT GRP272	10 690	139	88	522 INORGANIC CHEM.ELEMENTS	83 049	18 364	11 375
592 STARCHES, INULIN, ETC.	120	66	40	523 METAL. SALTS, INORGAN. ACID	14 992	4 053	2 467
598 MISC. CHEMICAL PRODTS. NES	87	59	34	524 OTHER CHEMICAL COMPOUNDS	315	348	218
625 RUBBER TYRES, TUBES, ETC.	119	89	57	532 DYEING, TANNING MATERIALS	29 146	3 483	2 146
629 ARTICLES OF RUBBER, NES	45	267	167	533 PIGMENTS, PAINTS, ETC.	4 081	71	39
635 WOOD MANUFACTURES, NES	27	66	41	541 MEDICINES, ETC. EXC. GRP542	69	787	489
641 PAPER AND PAPERBOARD	69	107	66	542 MEDICAMENTS	22	1 220	758
653 FABRICS, MAN-MADE FIBRES	124	87	52	551 ESSNTL. OIL, PERFUME, FLAVR	3 051	1 956	1 208
655 KNIT. CROCHET. FABRIC NES	152	163	96	562 FERTILIZER, EXCEPT GRP272	131	143	92
664 GLASS	795	118	74	575 OTH. PLASTIC, PRIMARY FORM	455	148	91
676 IRON, STL. BAR, SHAPES ETC.	852	152	95	582 PLASTIC PLATE, SHEETS, ETC	5 434	296	183
679 TUBES, PIPES, ETC. IRON, STL	168	186	115	597 PREPRD ADDITIVES, LIQUIDS	5 055	908	554
684 ALUMINIUM	192	116	72	598 MISC. CHEMICAL PRODTS. NES	16 436	10 198	6 333
691 METALLIC STRUCTURES NES	1 706	589	352	611 LEATHER	340	5 969	3 719
695 TOOLS	89	281	178	612 MANUFACT. LEATHER ETC. NES	115	333	210
699 MANUFACTS. BASE METAL, NES	77	141	85	613 FURSKINS, TANNED, DRESSED	357	436	272
716 ROTATING ELECTRIC PLANT	61	356	224	621 MATERIALS OF RUBBER	27	52	34
723 CIVIL ENGINEERING EQUIPT	191	403	250	625 RUBBER TYRES, TUBES, ETC.	664	631	384
724 TEXTILE, LEATHER MACHINES	149	531	328	629 ARTICLES OF RUBBER, NES	73	147	90
726 PRINTNG, BOOKBINDNG MACHS	8	93	60	634 VENEERS, PLYWOOD, ETC.	18 580	1 401	873
727 FOOD-PROCESS. MCH. NON DOM	14	159	96	635 WOOD MANUFACTURES, NES	13 443	3 205	2 010
728 OTH. MACH. PTS, SPCL INDUST	447	1 566	956	641 PAPER AND PAPERBOARD	154 218	11 701	7 241
733 MACH-TOOLS, METAL-WORKING	32	84	50	642 PAPER, PAPERBOARD, CUT ETC	79	71	43
735 PARTS, NES, FOR MACH-TOOLS	5	47	30	651 TEXTILE YARN	5 845	2 463	1 496
741 HEATNG, COOLNG EQUIP, PART	18	81	52	652 COTTON FABRICS, WOVEN	1 408	2 005	1 231
743 PUMPS NES, CENTRIFUGS ETC	579	799	491	653 FABRICS, MAN-MADE FIBRES	127	230	138
744 MECHANICAL HANDLING EQUIP	261	151	91	655 KNIT. CROCHET. FABRIC NES	434	501	304
745 OTH. NONELEC MCH, TOOL, NES	129	1 626	1 018	656 TULLE, LACE, EMBROIDRY. ETC	8	53	33
747 TAPS, COCKS, VALVES, ETC.	34	84	55	658 TEXTILE ARTICLES NES	214	669	422
748 TRANSMISSIONS SHAFTS ETC	58	214	140	659 FLOOR COVERINGS, ETC.	324	865	537
749 NON-ELECT MACH. PARTS, ETC	27	90	53	661 LIME, CEMENT, CONSTR. MATRL	14 394	1 343	832
751 OFFICE MACHINES	8	48	32	662 CLAY, REFRCT. CONSTR. MATRL	1 319	122	79
752 AUTOMATC. DATA PROC. EQUIP	22	367	233	663 MINERAL MANUFACTURES, NES	2 502	1 932	1 191
761 TELEVISION RECEIVERS ETC	25	67	39	664 GLASS	33 620	5 420	3 326
764 TELECOMM. EQUIP. PARTS NES	2	67	42	665 GLASSWARE	305	198	127
772 ELEC. SWITCH. RELAY. CIRCUIT	41	89	57	666 POTTERY	51	140	87
773 ELECTR DISTRIB. EQPT NES	15	122	113	667 PEARLS, PRECIOUS STONES	*	*	*
776 TRANSISTORS, VALVES, ETC.	20	104	64	671 PIG IRON, SPIEGELEISN, ETC	1 426 269	95 947	59 469
778 ELECTRIC. MACH. APPART. NES	1	535	5 108	673 FLAT-ROLLED IRON ETC.	80 844	5 179	3 221
781 PASS. MOTOR VEHCLS. EX. BUS	194	227	148	674 FLAT-ROLLED PLATED IRON	101 866	7 261	4 386
782 GOODS, SPCL TRANSPORT VEH	479	941	541	675 FLAT-ROLLED, ALLOY STEEL	5 123	1 440	872
783 ROAD MOTOR VEHICLES NES	128	529	336	676 IRON, STL. BAR, SHAPES ETC.	75 448	4 482	2 783
784 PARTS, TRACTORS, MOTOR VEH	205	138	88	678 WIRE OF IRON OR STEEL	24 082	1 867	1 141
785 CYCLES, MOTORCYCLES ETC.	3	108	65	679 TUBES, PIPES, ETC. IRON, STL	2 840	824	517
792 AIRCRAFT, ASSOCTD. EQUIPNT	4	152	95	681 SILVER, PLATINUM, ETC.	418	246 964	152 947
874 MEASURE, CONTROL INSTRMNT	6	65	39	682 COPPER	353 049	122 068	75 961
894 BABY CARRIAGE, TOYS, GAMES	9	61	35	683 NICKEL	27 667	27 011	16 244
895 OFFICE, STATIONERY SUPPLS				684 ALUMINIUM	25 861	7 291	4 533
				685 LEAD	1 764	6 144	3 624
				686 ZINC	2 620	379	225
				689 MISC. NON-FERR. BASE METAL	42 367	13 592	8 443
				691 METALLIC STRUCTURES NES	15 111	5 011	3 135
				692 CONTAINERS, STORAGE, TRNSP	847	369	230
				693 WIRE PRODUCTS EXCL. ELECT	548	171	102

7 IMPORTS AND EXPORTS (SPECIAL TRADE) BY COUNTRIES OF PRODUCTION AND CONSUMPTION AND BY GROUPS OF THE SITC-REV. III 1994

GROUP DESCRIPTION	DT = 100 KG	1 000 DM	1 000 \$	GROUP DESCRIPTION	DT = 100 KG	1 000 DM	1 000 \$
694 NAILS, SCREWS, NUTS, ETC.	5 637	1 024	631	251 PULP AND WASTE PAPER	2 689	694	433
695 TOOLS	3 250	5 985	3 625	266 SYNTHETIC FIBRES	43 354	12 722	7 915
696 CUTLERY	39	316	201	267 OTHER MAN-MADE FIBRES	21 773	9 949	6 106
697 HOUSEHOLD EQUIPMENT, NES	3 678	2 820	1 753	268 WOOL, OTHER ANIMAL HAIR	211	162	104
699 MANUFACTS. BASE METAL, NES	17 209	4 797	2 986	269 WORN CLOTHING, TEXTL. ARTL	7 096	875	536
712 STEAM TURBINES	32	1 464	932	272 FERTILIZERS, CRUDE	1 400	84	51
713 INTRNL COMBUS PSTN ENGIN	3 973	4 662	2 880	273 STONE, SAND AND GRAVEL	70 480	1 908	1 180
714 ENGINES, MOTORS NON-ELECT	294	34 309	20 693	274 SULPHUR, UNRSTD. IRON PYRS	3 092	841	524
716 ROTATING ELECTRIC PLANT	529	865	519	277 NATURAL ABRASIVES, NES	48	1 293	795
721 AGRIC. MACHINES, EX. TRACTR	307	263	170	278 OTHER CRUDE MINERALS	49 211	2 508	1 561
723 CIVIL ENGINEERING EQUIPT	194	228	143	285 ALUMINIUM ORE, CONCTR. ETC	13 444	3 718	2 241
724 TEXTILE, LEATHER MACHINES	431	753	450	288 NON-FERROUS WASTE, SCRAP	63 310	301	191
725 PAPER, PULP MILL MACHINES	2 028	6 341	3 998	291 CRUDE ANIMAL MATERLS. NES	12 711	10 038	6 193
726 PRINTING, BOOKBINDING MACHS	32	92	60	292 CRUDE VEG. MATERIALS. NES	4 661	4 075	2 509
727 FOOD-PROCESS. MCH. NON DOM	216	309	189	322 BRIQUETTES, LIGNITE, PEAT	2 538	77	48
728 OTH. MACH. PTS. SPL. INDUSTR	14 910	5 333	3 306	334 PETROLEUM PRODUCTS	339 520	16 598	9 895
733 MACH-TOOLS, METAL-WORKING	250	224	143	335 RESIDUAL PETROL. PRODUCTS	77 658	7 485	4 615
735 PARTS, NES, FOR MACH-TOOLS	222	259	161	411 ANIMAL OILS AND FATS	8 597	1 073	673
737 METALWORKING MACHNRY NES	1 615	1 739	443	421 FIXED VEG. FAT, OILS, SOFT	422	75	45
741 HEATING, COOLING EQUIP, PART	1 855	1 703	1 078	422 FIXED VEG. FAT, OILS, OTHER	138	89	57
742 PUMPS FOR LIQUIDS, PARTS	282	605	373	431 ANIMAL, VEG. FATS, OILS, NES	5 103	1 298	799
743 PUMPS NES, CENTRIFUGS ETC	33 650	92 842	57 202	511 HYDROCARBONS, NES, DERIVTS	50 211	5 068	3 131
744 MECHANICAL HANDLING EQUIP	3 092	1 806	1 109	512 ALCOHOL, PHENOL, ETC. DERIV	133 898	23 466	14 624
745 OTH. NONELEC MCH. TOOL, NES	731	1 341	845	513 CARBOXYLIC ACIDS, DERIVTS	41 107	12 254	7 575
746 BALL OR ROLLER BEARINGS	428	1 363	870	514 NITROGEN-FUNCT. COMPOUNDS	67 134	29 572	18 098
747 TAPS, COCKS, VALVES, ETC.	107	680	420	515 ORGANO-INORGANIC COMPNDS	93 610	62 059	38 615
748 TRANSMISSIONS SHAFTS ETC	6 651	5 020	3 102	516 OTHER ORGANIC CHEMICALS	27 995	10 798	6 716
749 NON-ELECT MACH. PARTS, ETC	293	1 448	869	522 INORGANIC CHEM. ELEMENTS	147 319	25 387	15 677
752 AUTOMATC. DATA PROC. EQUIP	57	2 121	1 305	523 METAL. SALTS, INORGAN. ACID	234 876	22 390	13 889
759 PARTS, FOR OFFICE MACHINS	40	3 032	1 881	524 OTHER CHEMICAL COMPOUNDS	40 350	6 049	3 713
764 TELECOMM. EQUIP. PARTS NES	558	10 670	6 450	525 RADIO-ACTIVE MATERIALS	4	134	81
771 ELECT POWER MACHNY. PARTS	195	1 696	1 034	531 SYNTH. COLOURS, LAKES, ETC.	24 310	54 799	33 911
772 ELEC. SWITCH, RELAY, CIRCUIT	1 516	28 096	17 054	532 DYEING, TANNING MATERIALS	18 862	4 416	2 740
773 ELECTR. DISTRIBUT. EQPT, NES	2 443	7 327	4 574	533 PIGMENTS, PAINTS, ETC.	45 555	32 143	20 005
774 ELECTRO-MEDCL. XRAY EQUIP	6	207	122	541 MEDICINES, ETC. EXC. GRP542	3 449	41 459	25 818
776 TRANSISTORS, VALVES, ETC.	1	157	95	542 MEDICAMENTS	7 200	72 859	45 205
778 ELECTRIC. MACH. APPART. NES	2 160	9 814	5 972	551 ESSNTL. OIL, PERFUME, FLAVR	3 790	10 325	6 409
781 PASS. MOTOR VEHCLS. EX. BUS	224	213	131	553 PERFUMERY, COSMETICS, ETC.	1 369	3 425	2 119
784 PARTS, TRACTORS, MOTOR VEH	83 612	74 070	46 014	554 SOAP, CLEANERS, POLISH, ETC	62 664	19 891	12 404
786 TRAILERS, SEMI-TRAILER, ETC	249	336	213	562 FERTILIZER, EXCEPT GRP272	689 931	10 484	6 424
792 AIRCRAFT, ASSOCTD. EQUIPNT	8	1 000	612	571 POLYMERS OF ETHYLENE	32 884	4 802	2 961
812 PLUMBING, SANITRY, EQPT, ETC	1 117	214	128	572 POLYMERS OF STYRENE	64 448	15 227	9 495
813 LIGHTING FIXTURES ETC. NES	63	106	66	573 POLYMERS, VINYL CHLORIDE	72 344	15 441	9 554
821 FURNITURE, CUSHIONS, ETC.	36 032	258 667	161 300	574 POLYACETAL, POLYCARBONATE	66 544	28 416	17 626
831 TRUNK, SUIT-CASES, BAG, ETC	195	855	531	575 OTH. PLASTIC, PRIMARY FORM	125 361	67 370	41 842
841 MENS, BOYS CLOTHING, X-KNIT	8 308	16 235	9 959	581 PLASTIC TUBE, PIPE, HOSE	2 259	5 640	3 478
842 WOMEN, GIRL CLOTHING, XKNIT	956	3 814	2 303	582 PLASTIC PLATE, SHEETS, ETC	47 586	36 439	22 736
843 MENS, BOYS CLOTHING, KNIT	405	1 089	634	583 MONOFILAMENT OF PLASTICS	1 893	1 914	1 198
844 WOMEN, GIRLS CLOTHING, KNIT	436	2 127	1 273	591 INSECTICIDES, ETC.	9 613	22 762	14 043
845 OTHR. TEXTILE APPAREL, NES	2 500	9 673	5 867	592 STARCHES, INULIN, ETC.	61 569	10 552	6 560
846 CLOTHING ACCESSRS, FABRIC	2 715	6 140	3 796	593 EXPLOSIVES, PYROTECHNICS	1 235	1 292	814
848 CLOTHING, NONTEXTL.; HEADGEAR	98	310	192	597 PREPRD ADDITIVES, LIQUIDS	42 353	17 701	10 980
851 FOOTWEAR	1 390	1 676	1 060	598 MISC. CHEMICAL PRODN. NES	166 698	73 792	45 831
871 OPTICAL INSTRUMENTS, NES	53	552	329	600 CPL IND PLANT CHAP 69-76	268	668	422
872 MEDICAL INSTRUMENTS NES	25	223	138	611 LEATHER	3 712	12 339	7 593
874 MEASURE, CONTROL INSTRMNT	240	6 287	3 887	612 MANUFACT. LEATHER ETC. NES	29	532	336
881 PHOTOGRAPH APPAR. ETC. NES	71	45	613 FURSKINS, TANNED, DRESSED	1	56	37	
891 ARMS AND AMMUNITION	25	288	182	621 MATERIALS OF RUBBER	12 798	13 348	8 268
892 PRINTED MATTER	137	434	266	625 RUBBER TYRES, TUBES, ETC.	9 725	5 846	3 625
893 ARTICLES, NES, OF PLASTICS	17 484	16 177	9 948	629 ARTICLES OF RUBBER, NES	13 094	31 621	19 524
894 BABY CARRIAGE, TOYS, GAMES	292	815	512	633 CORK MANUFACTURES	296	1 429	904
895 OFFICE, STATIONERY SUPPLS	10	75	49	634 VENEERS, PLYWOOD, ETC.	7 790	2 308	1 431
896 WORKS OF ART, ANTIQUE ETC	52	363	226	635 WOOD MANUFACTURES, NES	3 549	1 098	7 687
897 GOLD, SILVERWARE, JEWEL NES	27	456	280	641 PAPER AND PAPERBOARD	470 096	115 182	71 454
898 MUSICAL INSTRUMENTS, ETC.	6	23	255	642 PAPER, PAPERBOARD, CUT ETC	19 799	8 654	5 370
899 MISC MANUFACTRD GOODS NES	1 505	2 700	1 641	651 TEXTILE YARN	43 608	35 597	22 157
961 COIN NONGOLD NONCURRENT	5	90	54	652 COTTON FABRICS, WOVEN	999	2 771	1 756
971 GOLD, NONMONEY EXCL ORES	29	54 039	34 289	653 FABRICS, MAN-MADE FIBRES	3 796	14 676	9 120
972 MONETARY GOLD, GOLD COINS	15	34 887	21 406	654 OTH. TEXTILE FABRIC, WOVEN	775	1 986	1 243
				655 KNIT, CROCHET, FABRIC NES	1 050	3 685	2 317
EXPORTS	6 514 461	5 002 149	3 099 545	656 TULLE, LACE, EMBROIDRY, ETC	552	1 964	1 234
				657 SPECIAL YARN, TXTL. FABRIC	17 628	27 705	17 150
001 LIVE ANIMALS	419	758	472	658 TEXTILE ARTICLES NES	952	1 706	1 063
011 BOVINE MEAT	120	59	36	659 FLOOR COVERINGS, ETC.	1 937	1 659	1 009
017 MEAT, OFFL. PRPD, PRSVD, NES	3 417	1 405	873	661 LIME, CEMENT, CONSTR. MATRL	967	600	368
022 MILK AND CREAM	4 108	1 443	935	662 CLAY, REFRCT. CONSTR. MATRL	124 248	19 012	11 806
023 BUTTER, OTHER FAT OF MILK	316	199	128	663 MINERAL MANUFACTURES, NES	47 079	30 449	18 906
024 CHEESE AND CURD	1 677	923	570	664 GLASS	19 663	9 652	5 955
025 EGGS, BIRDS, YOLKS, ALBUMIN	68	74	47	665 GLASSWARE	9 398	6 602	4 118
034 FISH, FRESH, CHILLED, FROZN	29 772	1 830	1 116	666 POTTERY	1 027	1 447	902
041 WHEAT, MESLIN, UNMILLED	85 273	1 354	864	667 PEARLS, PRECIOUS STONES	.	.	.
046 MEAL, FLOUR OF WHEAT, MSLN	6 275	173	104	671 PIG IRON, SPIEGELEISN, ETC	1 357	409	255
047 OTHER CEREAL MEAL, FLOURS	6 705	296	180	672 INGOTS ETC. IRON OR STEEL	7 666	1 066	669
048 CEREAL PREPARATIONS	103 960	5 019	3 083	673 FLAT-ROLLED IRON ETC.	195 567	17 225	10 579
054 VEGETABLES	378	312	195	674 FLAT-ROLLED PLATED IRON	379 234	41 125	25 440
056 VEGETABLES, PRPD, PRSVD, NES	2 476	1 049	680	675 FLAT-ROLLED, ALLOY STEEL	117 122	26 548	16 481
057 FRUIT, NUTS EXCL. OIL NUTS	432	231	135	676 IRON, STL. BAR, SHAPES ETC.	83 096	8 273	5 052
058 FRUIT, PRESERVED, PREPARED	243	71	44	677 RAILWAY TRACK IRON, STEEL	823	122	72
059 FRUIT, VEGETABLE JUICES	118	58	37	678 WIRE OF IRON OR STEEL	7 569	3 487	2 139
061 SUGARS, MOLASSES, HONEY	5 547	554	343	679 TUBES, PIPES, ETC. IRON, STL	80 068	23 520	14 602
062 SUGAR CONFECTIONERY	357	218	138	681 SILVER, PLATINUM, ETC.	104	1 813	1 098
071 COFFEE, COFFEE SUBSTITUTE	983	1 372	868	682 COPPER	17 398	15 577	9 664
072 COCOA	752	292	183	683 NICKEL	1 420	4 532	2 819
073 CHOCOLATE, OTH. COCOA PREP	479	369	225	684 ALUMINIUM	28 703	18 976	11 836
074 TEA AND MATE	219	111	69	687 TIN	86	125	80
075 SPICES	1 532	1 013	618	689 MISC. NON-FERR. BASE METAL	177	2 089	1 298
081 ANIMAL FEED STUFF	3 398	3 075	1 922	691 METALLIC STRUCTURES NES	4 907	3 623	2 258
091 MARGARINE AND SHORTENING	149	113	71	692 CONTAINERS, STORAGE, TRNSP	4 370	3 896	2 386
098 EDIBLE PRPD. PREPRTNS, NES	8 709	5 627	3 485	693 WIRE PRODUCTS EXCL. ELECT	10 967	4 808	2 964
112 ALCOHOLIC BEVERAGES	1 877	979	629	694 NAILS, SCREWS, NUTS, ETC.	19 225	20 167	12 482
121 TOBACCO, UNMANUFACTURED	2 399	384	249	695 TOOLS	7 551	28 631	17 755
122 TOBACCO, MANUFACTURED	12	64	38	696 CUTLERY	1 319	7 171	4 479
211 HIDES, SKINS (EX. FURS), RAW	392	154	97	697 HOUSEHOLD EQUIPMENT, NES	1 671	3 445	2 133
223 OIL SEED (OTH. FIX. VEG. OIL)	1 121	179	111	699 MANUFACTS. BASE METAL, NES	55 776	55 454	34 336
232 SYNTHETIC RUBBER, ETC.	30 466	8 644	5 371	700 CPL IND PLANT (84/85/87)	18 066	54 628	34 074
245 FUEL WOOD, WOOD CHARCOAL	125	68	43	711 STEAM GENER. BOILERS, ETC.	271	833	515
246 WOOD IN CHIPS, PARTICLES	3 699	72	44	712 STEAM TURBINES	424	8 147	4 884
248 WOOD, SIMPLY WORKED	1 009	192	122	713 INTRNL COMBUS PSTN ENGIN	42 928	169 039	105 390

7 IMPORTS AND EXPORTS (SPECIAL TRADE) BY COUNTRIES OF PRODUCTION AND CONSUMPTION AND BY GROUPS OF THE SITC-REV. III 1994

GROUP DESCRIPTION	DT = 100 KG	1 000 DM	1 000 \$	GROUP DESCRIPTION	DT = 100 KG	1 000 DM	1 000 \$
598 MISC.CHEMICAL PRODS.NES	1 058	212	130	045 OTHER CEREALS, UNMILLED	114 280	7 577	4 713
677 RAILWAY TRACK IRON,STEEL	73 684	6 400	3 773	047 OTHER CEREAL MEAL,FLOURS	1 726	167	101
679 TUBES,PIPES,ETC. IRON, STL	946	115	71	048 CEREAL PREPARATIONS	32 684	8 323	5 146
695 TOOLS	43	76	46	054 VEGETABLES	110 090	23 872	14 612
711 STEAM GENER. BOILERS,ETC.	88	181	108	056 VEGETABLES,PRPD,PRSD,NES	110 260	34 568	21 381
716 ROTATING ELECTRIC PLANT	97	353	231	057 FRUIT,NUTS EXCL.OIL NUTS	1 156 521	532 759	327 777
723 CIVIL ENGINEERING EQUIPT	5 953	8 628	4 969	058 FRUIT,PRESERVED,PREPARED	73 841	19 546	12 178
724 TEXTILE,LEATHER MACHINES	23	85	55	059 FRUIT,VEGETABLE JUICES	73 708	16 811	10 555
728 OTH.MACH.PTS,SPCL INDUST	12	519	328	061 SUGARS,MOLASSES,HONEY	324 775	9 843	5 915
733 MACH-TOOLS,METAL-WORKING	30	180	116	062 SUGAR CONFECTIONERY	2 637	3 333	2 085
741 HEATING,COOLING EQUIP,PART	278	709	450	071 COFFEE,COFFEE SUBSTITUTE	1 556	727	437
742 PUMPS FOR LIQUIDS,PARTS	72	207	124	072 COCOA	5 285	696	432
744 MECHANICAL HANDLING EQUIP	103	429	272	073 CHOCOLATE,OTH.COCOA PREP	11 906	11 280	6 863
745 OTH.NONELEC MCH,TOOL,NES	823	628	399	074 TEA AND MATE	-	-	-
747 TAPS,COCKS,VALVES,ETC.	37	204	120	075 SPICES	10 619	4 632	2 832
752 AUTOMATC.DATA PROC.EQUIP	4	122	74	081 ANIMAL FEED STUFF	12 851 246	317 016	195 656
763 SOUND RECORDER,PHONOGRPH	19	235	141	091 MARGARINE AND SHORTENING	2 063	584	374
764 TELECOMM.EQUIP,PARTS NES	2	141	83	098 EDIBLE PROD.PREPRPTS,NES	31 351	40 731	25 240
772 ELEC.SWITCH.RELAY.CIRCUIT	8	244	144	111 NON-ALCOHOL.BEVERAGE,NES	898	265	167
778 ELECTRIC.MACH.APPLANT,NES	45	167	106	112 ALCOHOLIC BEVERAGES	126 401	107 556	66 424
781 PASS.MOTOR VEHCLS.EX.BUS	39	88	54	121 TOBACCO,UNMANUFACTURED	326 211	386 173	238 929
784 PARTS,TRACTORS,MOTOR VEH	31	174	105	122 TOBACCO, MANUFACTURED	110 957	56 541	35 054
848 CLOTHING,NONXTL,HEADGEAR	417	240	149	211 HIDES,SKINS(EX.FURS),RAW	15 126	2 809	1 717
871 OPTICAL INSTRUMENTS,NES	17	542	311	212 FURSKINS, RAW	857	11 686	7 063
872 MEDICAL INSTRUMENTS NES	59	121	75	222 OILSEED(SFT.FIX VEG.OIL)	15 908 650	731 300	448 196
874 MEASURE,CONTROL INSTRMNT	34	394	237	223 OILSEED(OTH.FIX.VEG.OIL)	8 505	942	580
892 PRINTED MATTER	15	59	34	231 NATURAL RUBBER, ETC.	1 172	652	393
894 BABY CARRIAGE, TOYS,GAMES	7	62	39	232 SYNTHETIC RUBBER, ETC.	410 858	158 936	97 967
SWAZILAND							
IMPORTS							
057 FRUIT,NUTS EXCL.OIL NUTS	73 760	6 083	3 934	266 SYNTHETIC FIBRES	20 545	18 776	11 425
058 FRUIT,PRESERVED,PREPARED	10 749	1 143	731	267 OTHER MAN-MADE FIBRES	52 239	25 861	16 031
059 FRUIT,VEGETABLE JUICES	227	55	34	268 WOOL, OTHER ANIMAL HAIR	3 056	2 270	1 432
282 FERROUS WASTE AND SCRAP	795	94	56	269 WORN CLOTHING,TEXTL.ARTL	18 181	14 105	8 703
292 CRUDE VEG.MATERIALS, NES	508	87	55	272 FERTILIZERS, CRUDE	792 989	6 150	3 758
652 COTTON FABRICS, WOVEN	403	272	168	273 STONE, SAND AND GRAVEL	77 522	20 331	12 479
821 FURNITURE,CUSHIONS,ETC.	4 484	1 141	705	274 SULPHUR,UNRSTD.IRON PYRS	3 823	81	50
894 BABY CARRIAGE, TOYS,GAMES	46	62	38	277 NATURAL ABRASIVES, NES	31 499	70 956	43 905
899 MISC MANUFCTRD GOODS NES	110	168	108	278 OTHER CRUDE MINERALS	2 808 927	111 442	68 912
EXPORTS							
041 WHEAT, MESLIN, UNMILLED	190 297	2 905	1 781	281 IRON ORE, CONCENTRATES	644 728	3 329	2 014
335 RESIDUAL PETROL.PRODUCTS	790	82	51	282 FERROUS WASTE AND SCRAP	40 544	2 010	1 259
541 MEDICINES,ETC.EXC.GRP542	642	1 651	1 016	283 COPPER ORES,CONCENTRATES	108 807	13 421	8 720
612 MANUFACT.LEATHER ETC.NES	2	63	40	285 ALUMINIUM ORE,CONCTR.ETC	22 641	8 285	5 153
657 SPECIAL YARN,XTL.FABRIC	12	161	97	287 ORE,CONCENTR.BASE METALS	850 683	62 957	38 936
682 COPPER	487	203	129	288 NON-FERROUS WASTE,SCRAP	86 546	29 553	18 385
724 TEXTILE,LEATHER MACHINES	93	544	337	289 PREC.METAL ORES,CONCTRTS	8 153	173 541	108 123
725 PAPER,PULP MILL MACHINES	479	672	433	291 CRUDE ANIMAL MATERIALS,NES	423 632	57 097	35 457
727 FOOD-PROCESS.MCH.NON DOM	31	270	175	292 CRUDE VEG.MATERIALS, NES	136 065	103 212	63 470
728 OTH.MACH.PTS,SPCL INDUST	962	3 645	2 184	321 COAL,NOT AGGLOMERATED	5 762 962	62 187	38 137
731 METAL REMOVAL WORK TOOLS	340	130	86	325 COKE,SEMI-COKE,RET.CARBN	139 754	1 374	846
745 OTH.NONELEC MCH,TOOL,NES	120	435	257	326 PETROLEUM PRODUCTS	2 835 610	108 410	64 303
764 TELECOMM.EQUIP,PARTS NES	4	89	56	335 RESIDUAL PETROL.PRODUCTS	12 222 363	166 813	102 498
782 GOODS,SPCL TRANSPORT VEH	36	56	32	336 ANIMAL OILS AND FATS	215 823	13 997	8 580
874 MEASURE,CONTROL INSTRMNT	4	326	197	421 FIXED VEG.FAT,OILS, SOFT	144 962	19 676	12 180
LESOTHO							
IMPORTS							
056 VEGETABLES,PRPD,PRSD,NES	805	249	159	422 FIXED VEG.FAT,OILS,OTHER	14 872	6 316	3 884
841 MENS,BOYS CLOTHING,X-KNIT	8 482	12 035	7 428	431 ANIMAL,VEG.FATS,OILS,NES	52 346	6 323	3 838
842 WOMEN,GIRL CLOTHING,XKNIT	127	177	108	511 HYDROCARBONS,NES,DERIVTS	643 378	113 409	70 848
845 OTHR.TEXTILE APPAREL,NES	32	87	53	512 ALCOHOL,PHENOL,ETC.DERIV	406 867	86 353	53 458
899 MISC MANUFCTRD GOODS NES	1 345	1 104	680	513 CARBOXYLIC ACIDS,DERIVTS	346 433	120 094	74 594
EXPORTS							
421 FIXED VEG.FAT,OILS, SOFT	5 244	766	480	514 NITROGEN-FUNCT.COMPOUNDS	319 873	169 370	104 428
516 OTHER ORGANIC CHEMICALS	88	267	184	515 ORGANO-INORGANIC COMPNDS	92 927	419 653	257 459
554 SOAP,CLEANERS,POLISH,ETC	994	2 051	1 342	516 OTHER ORGANIC CHEMICALS	97 373	75 238	46 132
582 PLASTIC PLATE,SHEETS,ETC	323	170	100	522 INORGANIC CHEM.ELEMENTS	267 623	86 567	53 469
728 OTH.MACH.PTS,SPCL INDUST	795	970	630	523 METAL.SALTS,INORGAN.ACID	1 498 826	83 040	51 097
741 HEATING,COOLING EQUIP,PART	2 759	1 199	773	524 OTHER CHEMICAL COMPOUNDS	33 498	48 685	30 041
742 PUMPS FOR LIQUIDS,PARTS	168	414	259	525 RADIO-ACTIVE MATERIALS	6 576	309 398	191 503
743 PUMPS NES,CENTRIFUGS ETC	7	55	34	531 SYNTH.COLOURS,LAKES,ETC.	32 961	59 640	36 954
745 OTH.NONELEC MCH,TOOL,NES	102	108	70	532 DYEING,TANNING MATERIALS	665	1 266	780
748 TRANSMISSIONS SHAFTS ETC	18	52	33	533 PIGMENTS, PAINTS, ETC.	186 010	133 165	82 039
764 TELECOMM.EQUIP,PARTS NES	3	275	164	541 MEDICINES,ETC.EXC.GRP542	45 559	880 982	545 922
771 ELECT POWER MACHINY.PARTS	105	249	157	542 MEDICAMENTS	15 014	283 937	175 760
791 RAILWAY VEHICLES.EQUIPNT	2 639	2 783	1 739	551 ESSNTL.OIL,PERFUME,FLAVR	25 288	47 630	29 368
792 AIRCRAFT, ASSOCTD. EQUIPNT	3	100	63	552 PERFUMERY,COSMETICS,ETC.	58 595	119 907	74 174
899 MISC MANUFCTRD GOODS NES	810	420	272	554 SOAP,CLEANERS,POLISH,ETC	173 747	71 256	43 939
USA							
IMPORTS							
001 LIVE ANIMALS	4 325	14 365	8 906	562 FERTILIZER,EXCEPT GRP272	405 488	17 190	10 486
011 BOVINE MEAT	905	1 614	1 023	571 POLYMERS OF ETHYLENE	204 370	68 141	42 053
012 OTHER MEAT, MEAT OFFAL	16 063	4 777	3 017	572 POLYMERS OF STYRENE	75 590	24 202	14 931
016 MEAT,ED.OFFL,DRY,SLT,SMK	84	60	40	573 POLYMERS,VINYL CHLORIDE	69 578	51 443	31 714
017 MEAT,OFFL,PRPD,PRSD,NES	3 178	2 050	1 297	574 POLYACETAL,POLYCARBONATE	239 227	126 957	78 360
022 MILK AND CREAM	912	295	181	575 OTH.PLASTIC,PRIMARY FORM	634 157	352 779	218 577
024 CHEESE AND CURD	839	755	473	579 PLASTIC WASTE, SCRAP ETC	1 692	448	275
025 EGGS,BIRDS,YOLKS,ALBUMIN	2 250	2 162	1 328	581 PLASTIC TUBE,PIPE,HOSE	11 324	44 658	27 552
034 FISH,FRESH,CHILLED,FROZN	101 432	42 323	26 103	582 PLASTIC PLATE,SHEETS,ETC	188 953	227 570	140 880
035 FISH,DRIED,SALTED,SMOKED	213	218	140	583 MONOFILAMENT OF PLASTICS	3 253	6 857	4 246
036 CRUSTACEANS,MOLLUSCS ETC	6 904	6 049	3 742	591 INSECTICIDES, ETC.	15 433	26 108	16 113
037 FISH ETC.PRPD,PRSD,NES	3 052	8 202	5 095	592 STARCHES,INULIN,ETC.	46 898	76 811	47 588
041 WHEAT, MESLIN, UNMILLED	124 620	6 290	3 920	593 EXPLOSIVES,PYROTECHNICS	1 055	4 894	3 037
042 RICE	807 677	56 704	35 126	597 PREPRD ADDITIVES,LIQUIDS	179 575	55 143	34 229
044 MAIZE UNMILLED	571 981	26 739	16 486	598 MISC. CHEMICAL PRODS.NES	653 011	624 093	384 960
				611 LEATHER	11 011	19 951	12 381
				612 MANUFACT.LEATHER ETC.NES	3 180	12 201	7 563
				613 FURSKINS,TANNED,DRESSED	583	1 755	1 054
				621 MATERIALS OF RUBBER	65 581	69 350	42 716
				625 RUBBER TYRES,TUBES,ETC.	127 875	86 025	53 095
				629 ARTICLES OF RUBBER, NES	21 315	81 188	50 094
				633 CORK MANUFACTURES	175	341	210
				634 VENEERS, PLYWOOD, ETC.	1 309 162	291 817	178 256
				635 WOOD MANUFACTURES, NES	256 346	117 495	72 323
				641 PAPER AND PAPERBOARD	2 286 635	255 743	158 210
				642 PAPER,PAPERBOARD,CUT ETC	108 588	80 056	49 482
				645 TEXTILE YARN	129 197	103 563	64 342
				652 COTTON FABRICS, WOVEN	10 005	23 714	14 580
				653 FABRICS,MAN-MADE FIBRES	6 552	22 108	13 572
				654 OTH.TEXTILE FABRIC,WOVEN	6 501	11 470	7 086
				655 KNIT.CROCHET.FABRIC NES	6 015	24 255	15 118

7 IMPORTS AND EXPORTS (SPECIAL TRADE) BY COUNTRIES OF PRODUCTION AND CONSUMPTION AND BY GROUPS OF THE SITC-REV. III 1994

GROUP DESCRIPTION	DT = 100 KG	1 000 DM	1 000 \$	GROUP DESCRIPTION	DT = 100 KG	1 000 DM	1 000 \$
656 TULLE, LACE, EMBROIDRY, ETC	2 160	10 437	6 454	891 ARMS AND AMMUNITION	17 781	75 838	46 664
657 SPECIAL YARN, TXTL. FABRIC	109 888	210 056	129 045	892 PRINTED MATTER	115 734	268 648	165 529
658 TEXTILE ARTICLES NES	7 654	22 583	13 954	893 ARTICLES, NES, OF PLASTICS	140 346	337 679	208 443
659 FLOOR COVERINGS, ETC.	8 568	10 047	6 200	894 BABY CARRIAGE, TOYS, GAMES	118 743	273 860	168 715
661 LIME, CEMENT, CONSTR. MATRL	10 850	1 675	1 020	895 OFFICE, STATIONERY SUPPLS	10 152	52 845	32 676
662 CLAY, REFRCT. CONSTR. MATRL	15 469	7 821	4 793	896 WORKS OF ART, ANTIQUE ETC	2 452	127 577	78 372
663 MINERAL MANUFACTURES, NES	97 998	115 072	71 068	897 GOLD, SILVERWARE, JEWEL NES	1 202	58 529	36 263
664 GLASS	129 728	99 088	61 004	898 MUSICAL INSTRUMENTS, ETC.	67 392	912 832	563 034
665 GLASSWARE	13 080	21 771	13 486	899 MISC MANUFCTRD GOODS NES	13 118	322 821	199 259
666 POTTERY	1 871	3 798	2 347	961 COIN NONGOLD NONCURRENT	154	12 765	7 837
667 PEARLS, PRECIOUS STONES	.	.	.	971 GOLD, NONMONTY EXCL ORES	248	256 813	156 310
671 PIG IRON, SPIEGELEISN, ETC	225 553	17 310	10 726	972 MONETARY GOLD, GOLD COINS	.	9 237	5 696
672 INGOTS ETC. IRON OR STEEL	5 502	641	398				
673 FLAT-ROLLED IRON ETC.	4 037	684	416	EXPORTS	66 361 997	54 157 683	33 512 458
674 FLAT-ROLLED PLATED IRON	50 661	8 951	5 620	001 LIVE ANIMALS	3 724	14 002	8 634
675 FLAT-ROLLED, ALLOY STEEL	31 773	21 798	13 500	011 BOVINE MEAT	1 623	797	481
676 IRON, STL. BAR, SHAPES ETC.	15 052	10 141	6 225	012 OTHER MEAT, MEAT OFFAL	391	131	83
677 RAILWAY TRACK IRON, STEEL	106	60	38	016 MEAT, ED. OFFL, DRY, SLT, SMK	268	236	145
678 WIRE OF IRON OR STEEL	5 024	4 469	2 766	017 MEAT, OFFL, PRPD, PRSVD, NES	280	115	69
679 TUBES, PIPES, ETC. IRON, STL	49 642	42 898	26 394	022 MILK AND CREAM	2 131	245	150
681 SILVER, PLATINUM, ETC.	327	101 995	63 168	023 BUTTER, OTHER FAT OF MILK	272	192	115
682 COPPER	54 040	69 123	42 838	024 CHEESE AND CURD	27 619	14 500	8 926
683 NICKEL	13 492	41 462	25 606	025 EGGS, BIRDS, YOLKS, ALBUMIN	264	155	91
684 ALUMINIUM	109 245	61 295	38 183	034 FISH, FRESH, CHILLED, FROZLN	21 149	10 090	6 273
685 LEAD	182	170	103	037 FISH ETC. PRPD, PRSVD, NES	3 471	5 211	3 214
686 ZINC	70 732	17 188	10 678	041 WHEAT, MESLIN, UNMILLED	187 142	3 947	2 522
687 TIN	2 214	2 057	1 279	044 MAIZE UNMILLED	338	341	202
689 MISC. NON-FERR. BASE METAL	64 193	62 258	38 268	048 CEREAL PREPARATIONS	75 956	34 498	21 755
691 METALLIC STRUCTURES NES	18 288	9 182	5 669	054 VEGETABLES	42 351	44 722	26 820
692 CONTAINERS, STORAGE, TRNSP	9 462	15 281	9 403	056 VEGETABLES, PRPD, PRSVD, NES	22 449	8 110	5 032
693 WIRE PRODUCTS EXCL. ELECT	7 096	8 530	5 277	057 FRUIT, NUTS EXCL. OIL NUTS	2 024	1 404	863
694 NAILS, SCREWS, NUTS, ETC.	31 848	75 480	46 475	058 FRUIT, PRESERVED, PREPARED	4 715	2 405	1 498
695 TOOLS	28 751	179 940	111 200	059 FRUIT, VEGETABLE JUICES	555 786	105 540	64 685
696 CUTLERY	19 819	99 616	61 207	061 SUGARS, MOLASSES, HONEY	3 806	878	543
697 HOUSEHOLD EQUIPMENT, NES	13 862	21 544	13 207	062 SUGAR CONFECTIONERY	209 380	82 616	51 104
699 MANUFACTS. BASE METAL, NES	131 966	274 790	170 369	071 COFFEE, COFFEE SUBSTITUTE	387 369	192 344	120 156
711 STEAM GENER. BOILERS, ETC.	201	804	485	072 COCOA	33 015	5 440	3 399
712 STEAM TURBINES	1 423	14 469	9 003	073 CHOCOLATE, OTH. COCOA PREP	52 280	30 342	18 917
713 INTRNL COMBUS PSTN ENGIN	95 002	317 350	195 496	074 TEA AND MATE	.	.	.
714 ENGINES, MOTORS NON-ELECT	17 698	2 100 583	1 300 623	075 SPICES	8 470	8 811	5 360
716 ROTATING ELECTRIC PLANT	30 366	138 201	85 265	081 ANIMAL FEED STUFF	37 171	57 949	35 660
718 OTH. POWR. GENRNG. MACHNRY	9 655	59 346	36 302	091 MARGARINE AND SHORTENING	396	95	60
721 AGRIC. MACHINES, EX. TRACTR	161 367	173 714	104 955	098 EDIBLE PROD. PREPRTS, NES	83 909	49 263	30 474
722 TRACTORS	72 439	86 043	52 416	111 NON-ALCOHOL. BEVERAGE, NES	124 661	17 493	10 870
723 CIVIL ENGINEERING EQUIPT	144 465	185 156	114 632	112 ALCOHOLIC BEVERAGES	1 229 805	262 463	162 713
724 TEXTILE, LEATHER MACHINES	14 576	60 924	37 641	121 TOBACCO, UNMANUFACTURED	28 204	3 784	2 357
725 PAPER, PULP MILL MACHINES	10 532	57 706	35 239	122 TOBACCO, MANUFACTURED	1 019	3 057	1 918
726 PRINTING, BOOKBINDING MACHS	13 702	136 835	84 358	211 HIDES, SKINS (EX. FURS), RAW	799	281	167
727 FOOD-PROCESS. MCH. NON DOM	9 407	23 382	14 274	212 FURSKINS, RAW	15	315	191
728 OTH. MACH. PTS, SPCL INDUSTR	54 363	326 059	201 427	222 OILSEED (SFT. FIX VEG. OIL)	295	105	63
731 METAL REMOVAL WORK TOOLS	16 691	103 741	64 571	231 NATURAL RUBBER, ETC.	438	109	68
733 MACH-TOOLS, METAL-WORKING	6 762	21 864	13 568	232 SYNTHETIC RUBBER, ETC.	226 413	63 039	39 079
735 PARTS, NES, FOR MACH-TOOLS	6 527	65 492	40 583	246 WOOD IN CHIPS, PARTICLES	30 860	254	156
737 METALWORKING MACHNRY NES	10 282	42 829	26 800	248 WOOD, SIMPLY WORKED	26 403	3 926	2 426
741 HEATING, COOLING EQUIP, PART	62 919	290 113	178 818	251 PULP AND WASTE PAPER	46 135	7 032	4 382
742 PUMPS FOR LIQUIDS, PARTS	75 152	248 764	153 616	263 COTTON	1 379	259	152
743 PUMPS NES, CENTRIFUGS ETC	100 421	285 638	176 078	265 VEGETABLE TEXTILE FIBRES	307	81	50
744 MECHANICAL HANDLING EQUIP	50 877	71 542	44 052	266 SYNTHETIC FIBRES	156 108	60 537	37 352
745 OTH. NON-ELECT MCH. TOOL, NES	47 643	244 108	151 176	267 OTHER MAN-MADE FIBRES	24 765	5 188	3 187
746 BALL OR ROLLER BEARINGS	21 230	74 230	45 917	268 WOOL, OTHER ANIMAL HAIR	10 836	7 698	4 758
747 TAPS, COCKS, VALVES, ETC.	38 737	267 977	165 238	269 WORN CLOTHING, TEXTL. ARTL	13 539	2 925	1 809
748 TRANSMISSIONS SHAFTS ETC	50 718	109 244	67 475	272 FERTILIZERS, CRUDE	4 442	277	170
749 NON-ELECT MACH. PARTS, ETC	8 577	68 371	42 247	273 STONE, SAND AND GRAVEL	17 597	672	408
751 OFFICE MACHINES	16 521	93 461	57 643	277 NATURAL ABRASIVES, NES	127	11 418	7 089
752 AUTOMAT. DATA PROC. EQUIP	163 161	3 959 795	2 461 261	278 OTHER CRUDE MINERALS	1 044 939	5 672	3 498
759 PARTS, FOR OFFICE MACHINS	80 769	2 789 900	1 729 787	282 FERROUS WASTE AND SCRAP	1 793	359	220
761 TELEVISION RECEIVERS ETC	350	8 934	5 488	285 ALUMINIUM ORE, CONCTR. ETC	97 357	26 095	16 099
762 RADIO-BROADCAST RECEIVER	127	1 644	1 016	287 ORE, CONCENTR. BASE METALS	506	2 669	1 677
763 SOUND RECORDER, PHONOGRPH	986	21 521	13 265	288 NON-FERROUS WASTE, SCRAP	28 476	11 256	6 910
764 TELECOMM. EQUIP. PARTS NES	67 063	1 450 963	897 559	289 PREC. METAL ORES, CONCTR.	915	2 767	1 703
771 ELECT POWER MACHNRY, PARTS	18 825	179 378	111 369	291 CRUDE ANIMAL MATERIALS, NES	13 450	12 143	7 509
772 ELECT. SWITCH, RELAY, CIRCUIT	35 079	558 576	344 457	292 CRUDE VEG. MATERIALS, NES	47 693	59 039	36 457
773 ELECTR DISTRIB. EQPT NES	63 574	216 012	133 228	334 PETROLEUM PRODUCTS	9 120 851	180 500	110 120
774 ELECTRO-MEDCL. XRAY EQUIP	18 296	391 914	242 687	335 CRUDE PETROL. PRODUCTS	189 859	24 380	14 986
775 DOM. ELEC. NON-ELEC. EQUIPT	35 428	103 003	63 802	411 ANIMAL OILS AND FATS	1 186	1 853	1 135
776 TRANSISTORS, VALVES, ETC.	30 932	2 690 490	1 672 641	421 FIXED VEG. FAT, OILS, SOFT	34 673	3 624	2 217
778 ELECTRIC. MACH. APPART. NES	102 583	864 140	535 773	422 FIXED VEG. FAT, OILS, OTHER	333	102	59
781 PASS. MOTOR VEHCLS. EX. BUS	621 079	1 158 837	709 006	431 ANIMAL, VEG. FATS, OILS, NES	22 279	5 748	3 531
782 GOODS, SPCL TRANSPORT VEH	12 129	13 492	8 455	511 HYDROCARBONS, NES, DERIVTS	320 722	59 356	36 820
783 ROAD MOTOR VEHICLES NES	1 249	680	428	512 ALCOHOL, PHENOL, ETC. DERIV	641 131	229 453	140 936
784 PARTS, TRACTORS, MOTOR VEH	243 933	732 981	454 260	513 CARBOXYLIC ACIDS, DERIVTS	579 628	146 238	90 078
785 CYCLES, MOTORCYCLES ETC.	53 878	203 049	124 901	514 NITROGEN-FUNCT. COMPOUNDS	363 556	364 236	224 684
786 TRAILERS, SEMI-TRAILR, ETC	97 549	15 007	9 528	515 ORGAND-INORGANIC COMPNDS	326 155	1 318 165	813 450
791 RAILWAY VEHICLES, EQUIPNT	5 744	21 013	12 893	516 OTHER ORGANIC CHEMICALS	277 476	257 653	159 309
792 AIRCRAFT, ASSOCID. EQUIPNT	59 792	3 365 891	2 069 150	522 INORGANIC CHEM. ELEMENTS	3 285 029	273 700	169 358
793 SHIP, BOAT, FLOAT. STRUCTRS	188 403	80 513	49 326	523 METAL. SALTS, INDRGAN. ACID	890 560	191 261	118 097
811 PREFABRICATED BUILDINGS	53 579	22 437	13 850	524 OTHER CHEMICAL COMPOUNDS	67 443	63 356	38 978
812 PLUMBING, SANITRY, EQPT. ETC	1 126	1 918	1 186	525 RADIO-ACTIVE MATERIALS	8 827	119 047	72 737
813 LIGHTING FIXTURES ETC. NES	11 397	50 691	31 275	531 SYNTH. COLOURS, LAKES, ETC.	151 466	476 011	292 928
821 FURNITURE, CUSHIONS, ETC.	61 192	75 832	46 581	532 DYING, TANNING MATERIALS	66 000	12 162	7 474
831 TRUNK, SUIT-CASES, BAG, ETC	6 354	23 313	14 451	533 PIGMENTS, PAINTS, ETC.	340 406	241 623	149 210
841 MENS, BOYS CLOTHING, X-KNIT	20 148	104 085	64 365	541 MEDICINES, ETC. EXC. GRP542	60 109	500 326	308 246
842 WOMEN, GIRL CLOTHING, XKNIT	1 849	18 682	11 535	542 MEDICAMENTS	17 866	304 535	201 545
843 MENS, BOYS CLOTHING, KNIT	871	6 642	4 043	551 ESSNTL. OIL, PERFUME, FLAVR	10 664	23 599	14 518
844 WOMEN, GIRLS CLOTHING, KNIT	1 391	13 010	8 049	553 PERFUMERY, COSMETICS, ETC.	37 838	152 764	94 287
845 OTHR. TEXTILE APPAREL, NES	10 975	55 985	34 487	564 SOAP, CLEANERS, POLISH, ETC	174 635	72 627	44 883
846 CLOTHING ACCESSRS, FABRIC	4 936	22 524	13 930	562 FERTILIZER, EXCEPT GRP272	1 343 282	25 763	15 465
848 CLOTHING, NONTXTL.; HEADGEAR	15 530	46 297	28 743	571 POLYMERS OF ETHYLENE	69 705	13 754	8 568
851 FOOTWEAR	11 031	50 634	31 039	572 POLYMERS OF STYRENE	190 004	43 556	26 762
871 OPTICAL INSTRUMENTS, NES	2 970	146 487	90 667	573 POLYMERS, VINYL CHLORIDE	81 962	35 862	22 047
872 MEDICAL INSTRUMENTS NES	34 698	636 037	392 576	574 POLYACETAL, POLYCARBONATE	124 350	68 260	42 226
873 METERS, COUNTERS, NES	2 905	32 072	19 694	575 OTH. PLASTIC, PRIMARY FORM	900 745	493 769	305 093
874 MEASURE, CONTROL INSTRMNT	58 208	1 584 289	979 035	579 PLASTIC WASTE, SCRAP ETC	145 094	19 280	11 766
881 PHOTOGRAPH APPAR. ETC. NES	12 951	145 805	90 174	581 PLASTIC TUBE, PIPE, HOSE	47 613	110 126	67 847
882 PHOTO. CINEMATOGRPH. SUPPL	152 245	428 765	265 027	582 PLASTIC PLATE, SHEETS, ETC	379 796	291 076	180 146
883 CINE. FILM EXPOS. DEVELPD	2 244	2 583	1 579	583 MONOFILAMENT OF PLASTICS	12 353	10 881	6 742
884 OPTICAL GOODS NES	2 355	135 642	83 965	591 INSECTICIDES, ETC.	42 838	75 453	45 272
885 WATCHES AND CLOCKS	1 618	16 892	10 516				

7 IMPORTS AND EXPORTS (SPECIAL TRADE) BY COUNTRIES OF PRODUCTION AND CONSUMPTION AND BY GROUPS OF THE SITC-REV. III 1994

GROUP DESCRIPTION	DT = 100 KG	1 000 DM	1 000 \$	GROUP DESCRIPTION	DT = 100 KG	1 000 DM	1 000 \$
592 STARCHES, INULIN, ETC.	422 498	120 137	74 542	800 CPL IND PLANT CHAP 90/94	12	729	432
593 EXPLOSIVES, PYROTECHNICS	15 869	10 438	6 363	811 PREFABRICATED BUILDINGS	1 005	921	559
597 PREPND ADDITIVES, LIQUIDS	184 468	62 172	38 572	812 LIGHTING, SANITARY, EQPT, ETC	23 120	11 905	7 271
598 MISC. CHEMICAL PRODS, NES	878 462	567 984	351 469	813 LIGHTING FIXTURES ETC, NES	10 883	47 188	29 227
600 CPL IND PLANT CHAP 69-76	306	1 983	1 196	821 FURNITURE, CUSHIONS, ETC.	218 238	206 207	127 801
611 LEATHER	26 355	84 287	39 720	831 TRUNK, SUIT-CASES, BAG, ETC	3 246	27 683	17 219
612 MANUFACT. LEATHER ETC, NES	4 197	15 440	9 625	841 MENS, BOYS CLOTHING, X-KNIT	2 986	25 312	15 718
613 FURSKINS, TANNED, DRESSED	3 205	1 812	1 105	842 WOMEN, GIRL CLOTHING, XKNIT	4 343	148 498	92 460
621 MATERIALS OF RUBBER	81 660	59 245	36 776	843 MENS, BOYS CLOTHING, KNIT	91	1 052	651
625 RUBBER TYRES, TUBES, ETC.	185 364	113 016	69 791	844 WOMEN, GIRLS CLOTHING, KNIT	378	6 657	4 143
629 ARTICLES OF RUBBER, NES	40 717	136 935	84 771	845 OTHR. TEXTILE APPAREL, NES	1 918	34 415	21 405
633 CORK MANUFACTURES	841	4 693	2 870	846 CLOTHING ACCESSRS, FABRIC	3 712	26 820	16 720
634 VENEERS, PLYWOOD, ETC.	54 648	40 093	24 770	848 CLOTHING, NONXTL, HEADGEAR	2 758	21 465	13 328
635 WOOD MANUFACTURES, NES	18 838	21 104	13 187	851 FOOTWEAR	17 877	100 814	62 258
641 PAPER AND PAPERBOARD	2 436 639	422 239	261 941	871 OPTICAL INSTRUMENTS, NES	6 268	216 368	133 413
642 PAPER, PAPERBOARD, CUT ETC	131 059	75 659	46 591	872 MEDICAL INSTRUMENTS, NES	19 544	566 731	350 723
651 TEXTILE YARN	329 089	265 203	163 597	873 METERS, COUNTERS, NES	2 641	36 229	22 528
652 COTTON FABRICS, WOVEN	19 270	43 625	27 111	874 MEASURE CONTROL INSTRMNT	73 881	1 343 489	831 719
653 FABRICS, MAN-MADE FIBRES	43 618	144 202	88 069	881 PHOTOGRAPH APPAR, ETC, NES	8 572	155 129	95 792
654 OTH. TEXTILE FABRIC, WOVEN	12 046	29 779	18 511	882 PHOTO. CINEMATOGRPH. SUPPL	215 916	310 852	192 319
655 KNIT, CROCHET, FABRIC NES	6 510	20 622	12 800	883 CINE. FILM EXPOSD. DEVELOPD	10	170	102
656 TULLE, LACE, EMBROIDRY, ETC	6 568	18 952	11 769	884 OPTICAL GOODS NES	2 033	140 233	87 033
657 SPECIAL YARN, TXTL. FABRIC	76 440	157 119	97 559	885 WATCHES AND CLOCKS	13 957	93 195	58 099
658 TEXTILE ARTICLES NES	11 569	25 101	15 611	891 ARMS AND AMMUNITION	8 782	104 842	65 011
659 FLOOR COVERINGS, ETC.	12 753	13 559	8 430	892 PRINTED MATTER	105 367	264 309	164 222
661 LIME, CEMENT, CONSTR. MATRL	31 268	7 542	4 682	893 ARTICLES, NES, OF PLASTICS	174 745	298 613	185 109
662 CLAY, REFRCT. CONSTR. MATRL	407 500	59 984	36 712	894 BABY CARRIAGE, TOYS, GAMES	103 689	229 245	143 212
663 MINERAL MANUFACTURES, NES	144 402	202 951	125 310	895 OFFICE, STATIONERY SUPPLS	39 279	127 109	78 845
664 GLASS	571 107	222 698	137 782	896 WORKS OF ART, ANTIQUE ETC	1 197	127 094	78 220
665 GLASSWARE	296 318	213 586	132 461	897 GOLD, SILVERWARE, JEWEL NES	217	59 367	37 093
666 POTTERY	21 947	57 123	35 244	898 MUSICAL INSTRUMENTS, ETC.	118 943	342 056	212 199
667 PEARLS, PRECIOUS STONES				899 MISC MANUFACTRD GOODS NES	38 004	173 757	107 685
671 PIG IRON, SPIEGELEISN, ETC	83 654	31 692	19 412	941 CPL IND PLANT CHAPT 99	236	749	464
672 INGOTS ETC. IRON OR STEEL	4 749 939	219 687	136 009	961 COIN NONMNDY NONCURRNCY	18	930	578
673 FLAT-ROLLED IRON ETC.	6 417 695	454 651	281 959	971 GOLD, NONMNDY EXCL ORES	5	5 757	3 576
674 FLAT-ROLLED PLATED IRON	4 463 045	447 403	279 060	972 MONETARY GOLD, GOLD COINS	4	4 567	2 854
675 FLAT-ROLLED, ALLOY STEEL	1 286 890	191 886	120 210				
676 IRON, STL, BAR, SHAPES ETC.	2 359 442	212 278	130 834	CANADA			
677 RAILWAY TRACK IRON, STEEL	428 058	22 559	14 108	IMPORTS			
678 WIRE OF IRON OR STEEL	104 958	28 182	17 509	88 982 026	4 375 564	2 705 785	
679 TUBES, PIPES, ETC. IRON, STL	1 442 746	238 410	147 841	001 LIVE ANIMALS	3 863	6 146	3 794
681 SILVER, PLATINUM, ETC.	242	124 515	76 759	012 OTHER MEAT, MEAT OFFAL	1 205	671	425
682 COPPER	588 532	308 951	192 317	023 BUTTER, OTHER FAT OF MILK	800	288	179
683 NICKEL	27 410	57 428	35 463	025 EGGS, BIRDS, YOLKS, ALBUMIN	2 831	4 187	2 568
684 ALUMINIUM	494 606	255 798	157 877	034 FISH, FRESH, CHILLED, FROZN	84 651	20 098	12 387
685 LEAD	9 549	4 102	2 519	035 FISH, DRIED, SALTED, SMOKED	3 923	5 531	3 526
686 ZINC	414	336	204	036 CRUSTACEANS, MOLLUSCS ETC	7 802	13 909	8 678
687 TIN	2 045	1 521	914	037 FISH ETC. PREPND, PRSVD, NES	651	2 156	1 310
689 MISC. NON-FERR. BASE METAL	22 419	58 436	35 860	041 WHEAT, MESLIN, UNMILLED	1 032 028	45 663	26 977
691 METALLIC STRUCTURES NES	90 621	64 703	40 342	042 RICE	493	122	76
692 CONTAINERS, STORAGE, TRNSP	25 493	46 422	28 877	044 MAIZE UNMILLED	16 697	6 608	3 946
693 WIRE PRODUCTS EXCL. ELECT	66 647	68 686	42 529	045 OTHER CEREALS, UNMILLED	44 913	4 037	2 453
694 NAILS, SCREWS, NUTS, ETC.	98 565	111 872	69 313	048 CEREAL PREPARATIONS	7 319	1 256	768
695 TOOLS	66 725	313 337	194 404	054 VEGETABLES	840 266	33 267	20 536
696 CUTLERY	15 368	125 713	77 582	056 VEGETABLES, PRPND, PRSVD, NES	17 463	3 941	2 443
697 HOUSEHOLD EQUIPMENT, NES	21 974	41 230	25 646	057 FRUIT, NUTS EXCL. OIL NUTS	909	570	357
699 MANUFACTS. BASE METAL, NES	440 229	521 682	323 022	058 FRUIT, PRESERVED, PREPARED	129 667	37 895	23 352
700 CPL IND PLANT (84/85/87)	58 835	189 003	115 672	061 SUGARS, MOLASSES, HONEY	24 094	8 759	5 395
711 STEAM GENER. BOILERS, ETC.	10 472	8 377	5 144	065 SPICES	28 020	89	57
712 STEAM TURBINES	12 110	62 487	38 046	081 ANIMAL FEED STUFF	21 403	3 302	2 034
713 INTRNL COMBUS PSTN ENGIN	1 130 719	1 785 231	1 099 031	098 EDIBLE PROD. PREPRTNS, NES	10 825	2 032	1 265
714 ENGINES, MOTORS NON-ELECT	50 091	1 071 558	665 377	112 ALCOHOLIC BEVERAGES	3 624	2 283	1 408
716 ROTATING ELECTRIC PLANT	104 792	317 368	196 890	121 TOBACCO, UNMANUFACTURED	8 586	5 574	3 435
718 OTH. POWR. GENRTNG. MACHNRY	26 839	105 312	65 370	212 FURSKINS, RAW	499	7 496	4 505
721 AGRIC. MACHINES, EX. TRACTR	127 563	147 008	90 391	222 OILSEED (SFT. FIX VEG. OIL)	3 990 469	179 364	110 637
722 TRACTORS	373 460	429 906	264 364	223 OILSEED (OTH. FIX. VEG. OIL)	2 103 063	75 280	46 700
723 CIVIL ENGINEERING EQUIPT	455 837	432 712	267 168	232 SYNTHETIC RUBBER, ETC.	4 555	2 452	1 512
724 TEXTILE, LEATHER MACHINES	338 280	1 344 811	829 718	247 WOOD ROUGH, ROUGH SQUARED	16 528	2 422	1 493
725 PAPER, PULP MILL MACHINES	77 231	332 388	206 169	248 WOOD, SIMPLY WORKED	987 468	191 958	118 559
726 PRINTING, BOOKBINDING MACHS	199 712	954 804	530 654	251 PULP AND WASTE PAPER	1 555	937	564
727 FOOD-PROCESS. MCH. NON DOM	36 899	167 492	104 357	268 WOOL, OTHER ANIMAL HAIR	3 823	182	112
728 OTH. MACH. PTS, SPLCL INDUST	526 010	1 645 294	1 017 665	273 STONE, SAND AND GRAVEL	3 283	327	52
731 METAL REMOVAL WORK TOOLS	136 194	456 149	283 679	277 NATURAL ABRASIVES, NES	342	8	6
733 MACH-TOOLS, METAL-WORKING	100 803	255 233	159 674	278 OTHER CRUDE MINERALS	153 866	10 322	6 497
735 PARTS, NES, FOR MACH-TOOLS	26 309	200 250	124 569	281 IRON ORE, CONCENTRATES	59 769 303	287 440	177 379
737 METALWORKING MACHNRY NES	38 970	155 834	96 314	282 FERROUS WASTE AND SCRAP	4 492	250	152
741 HEATING, COOLING EQUIP, PART	107 859	371 746	229 356	284 NICKEL ORES, CONCTR, MATTE	20 134	15 892	10 273
742 PUMPS FOR LIQUIDS, PARTS	130 723	628 343	386 780	285 ALUMINIUM ORE, CONCTR, ETC	6 493	1 086	662
743 PUMPS NES, CENTRIFUGS ETC	140 820	710 662	440 212	287 ORE, CONCENTR. BASE METALS	3 652 895	126 084	78 492
744 MECHANICAL HANDLING EQUIP	266 460	951 640	513 458	288 NON-FERROUS WASTE, SCRAP	1 663 940	88 856	55 184
745 OTH. NON-ELEC MCH. TOOL, NES	141 253	814 301	208 941	289 PREC. METAL ORES, CONCTRSTS	177	4 151	2 605
746 BALL OR ROLLER BEARINGS	82 152	233 503	144 218	291 CRUDE ANIMAL MATERLS, NES	26 894	11 809	7 233
747 TAPS, COCKS, VALVES, ETC.	67 431	370 846	229 859	292 CRUDE VEG. MATERIALS, NES	13 846	5 009	3 073
748 TRANSMISSIONS, SHAFTS ETC	489 558	616 941	381 795	321 COAL, NOT AGGLOMERATED	122 787	1 505	949
749 NON-ELECT MACH. PARTS, ETC	63 935	196 528	120 991	322 BRIQUETTES, LIGNITE, PEAT	118	47	30
751 OFFICE MACHINES	16 421	68 361	42 278	334 PETROLEUM PRODUCTS	12 045	986	590
752 AUTOMAT. DATA PROC. EQUIP	31 313	798 958	493 638	335 RESIDUAL PETROL. PRODUCTS	94 957	4 276	2 611
759 PARTS, FOR OFFICE MACHINS	31 089	681 573	421 841	411 ANIMAL OILS AND FATS	24 993	1 697	1 015
761 TELEVISION RECEIVERS ETC	401	2 950	1 797	422 FIXED VEG. FAT, OILS, OTHER	114	52	33
762 RADIO-BROADCAST RECEIVER	8 427	9 063	5 538	431 ANIMAL, VEG. FATS, OILS, NES	672	355	213
763 SOUND RECORDER, PHONOGRPH	8 859	38 598	23 831	511 HYDROCARBONS, NES, DERIVTS	161 285	8 855	5 448
764 TELECOMM. EQUIP. PARTS NES	28 416	456 307	282 371	512 ALCOHOL, PHENOL, ETC. DERIV	4 007	385	234
771 ELECT POWER MACHNRY, PARTS	54 993	211 604	130 983	513 CARBOXYLIC ACIDS, DERIVTS	8 275	2 209	1 361
772 ELEC. SWITCH, RELAY, CIRCUIT	103 819	1 050 157	650 374	514 NITROGEN-FUNCT. COMPOUNDS	2 603	1 039	664
773 ELECTR DISTRIB. EQPT NES	45 531	129 404	79 987	515 ORGANO-INDORGANIC COMPNDS	2 190	10 712	6 787
774 ELECTRO-MEDCL, XRAY EQUIP	36 480	819 431	508 284	516 OTHER ORGANIC CHEMICALS	23	293	181
775 DOM. ELEC. NON-ELEC. EQUIPT	132 790	324 586	200 752	522 INORGANIC CHEM. ELEMENTS	116 370	21 353	13 166
776 TRANSISTORS, VALVES, ETC.	47 757	836 165	519 067	523 METAL. SALTS, INDRGAN. ACID	511	67	41
778 ELECTRIC MACH. APPART, NES	235 542	873 718	539 066	524 OTHER CHEMICAL COMPOUNDS	954	2 361	1 434
781 PASS. MOTOR VEHCLS. EX. BUS	3 037 700	10 150 989	6 279 225	525 RADIO-ACTIVE MATERIALS	739	10 777	6 552
782 GOODS, SPLCL TRANSPORT VEH	125 392	159 683	99 487	531 SYNTH. COLOURS, LAKES, ETC.	61	83	50
783 ROAD MOTOR VEHICLES NES	12 081	30 240	18 422	532 DYEING, TANNING MATERIALS	33	72	43
784 PARTS, TRACTORS, MOTOR VEH	656 550	1 408 615	872 582	533 PIGMENTS, PAINTS, ETC.	3 724	2 712	1 658
785 CYCLES, MOTORCYCLES ETC.	15 282	59 096	36 429	541 MEDICINES, ETC. EXC. GRP542	1 400	57 222	35 471
786 TRAILERS, SEMI-TRAILR, ETC	22 654	24 068	14 856	542 MEDICAMENTS	1 961	126 073	77 379
791 RAILWAY VEHICLES, EQUIPNT	13 949	44 387	27 363	551 ESSNTL. OIL, PERFUME, FLAVR	153	430	258
792 AIRCRAFT, ASSOCTD. EQUIPNT	22 545	1 144 390	718 924	553 PERFUMERY, COSMETICS, ETC.	1 393	1 493	900
793 SHIP, BOAT, FLOAT. STRUCTRS	2 199	5 547	3 366				

7 IMPORTS AND EXPORTS (SPECIAL TRADE) BY COUNTRIES OF PRODUCTION AND CONSUMPTION AND BY GROUPS OF THE SITC-REV. III 1994

GROUP DESCRIPTION	DT = 100 KG	1 000 DM	1 000 \$	GROUP DESCRIPTION	DT = 100 KG	1 000 DM	1 000 \$
554 SOAP, CLEANERS, POLISH, ETC	939	522	319	843 MENS, BOYS CLOTHING, KNIT	19	236	146
562 FERTILIZER, EXCEPT GRP272	9 363	435	254	844 WOMEN, GIRLS CLOTHING, KNIT	78	1 822	1 163
571 POLYMERS OF ETHYLENE	75 147	12 328	7 665	845 OTHR. TEXTILE APPAREL, NES	345	3 695	2 285
573 POLYMERS, VINYL CHLORIDE	328	81	49	846 CLOTHING ACCESSRS, FABRIC	135	587	360
574 POLYACETAL, POLYCARBONATE	97	61	37	848 CLOTHING, NONXTL; HEADGEAR	401	2 231	1 386
575 OTH. PLASTIC, PRIMARY FORM	4 385	2 229	1 376	851 FOOTWEAR	479	1 711	1 059
579 PLASTIC WASTE, SCRAP ETC	1 793	287	176	871 OPTICAL INSTRUMENTS, NES	29	4 304	2 616
581 PLASTIC TUBE, PIPE, HOSE	662	302	802	872 MEDICAL INSTRUMENTS NES	337	6 632	4 041
582 PLASTIC PLATE, SHEETS, ETC	7 457	4 484	2 813	873 METERS, COUNTERS, NES	21	532	315
583 MONOFILAMENT OF PLASTICS	253	269	165	874 MEASURE, CONTROL INSTRMNT	1 302	31 801	19 728
592 STARCHES, INULIN, ETC.	3 389	2 590	1 567	881 PHOTOGRAPH APPAR. ETC, NES	59	1 060	650
597 PREPRD ADDITIVES, LIQUIDS	1 197	570	351	882 PHOTO. CINEMATOGRPH. SUPPL	1 721	10 106	6 259
598 MISC. CHEMICAL PRDCTS, NES	10 061	6 462	4 008	883 CINE. FILM EXPOS. DEVELOP	17	154	95
611 LEATHER	600	1 000	587	884 OPTICAL GOODS NES	338	4 508	2 768
612 MANUFACT. LEATHER ETC, NES	38	189	120	885 WATCHES AND CLOCKS	48	1 484	2 293
613 FURSKINS, TANNED, DRESSED	107	1 330	826	891 ARMS AND AMMUNITION	773	17 882	10 854
621 MATERIALS OF RUBBER	1 014	1 194	747	892 PRINTED MATTER	16 571	13 612	8 496
625 RUBBER TYRES, TUBES, ETC.	1 234	800	491	893 ARTICLES, NES, OF PLASTICS	4 154	4 142	2 565
629 ARTICLES OF RUBBER, NES	7 721	8 680	5 429	894 BABY CARRIAGE, TOYS, GAMES	16 254	13 181	8 197
634 VENEERS, PLYWOOD, ETC.	383 481	57 461	34 423	895 OFFICE, STATIONERY SUPPLS	29	175	102
635 WOOD MANUFACTURES, NES	57 684	17 562	10 858	896 WORKS OF ART, ANTIQUE ETC	80	1 826	1 136
641 PAPER AND PAPERBOARD	973 020	86 293	52 804	897 GOLD, SILVERWARE, JEWEL NES	15	787	480
642 PAPER, PAPERBOARD, CUT ETC	29 104	12 787	7 832	898 MUSICAL INSTRUMENTS, ETC.	8 733	37 344	22 858
651 TEXTILE YARN	3 880	2 093	1 286	899 MISC MANUFCTRD GOODS NES	590	14 747	9 164
653 FABRICS, MAN-MADE FIBRES	88	260	155	961 COIN NONGOLD NONCURRENT	80	7 269	4 389
654 OTH. TEXTILE FABRIC, WOVEN	6 987	5 706	3 552	971 GOLD, NONMONEY EXCL ORES	59	117 665	73 668
655 KNIT, CROCHET, FABRIC NES	8 867	1 241	763	972 MONETARY GOLD, GOLD COINS	2	15 202	9 349
656 TULLE, LACE, EMBROIDRY, ETC	91	881	553				
657 SPECIAL YARN, TXTL. FABRIC	19 969	36 743	22 720	EXPORTS	7 840 383	4 394 121	2 716 705
658 TEXTILE ARTICLES NES	362	814	498				
659 FLOOR COVERINGS, ETC.	566	411	257	001 LIVE ANIMALS	239	1 282	815
661 LIME, CEMENT, CONSTR. MATRL	16 328	1 045	650	017 MEAT, OFFL. PRPD, PRSVD, NES	58	101	65
662 CLAY, REFRCT. CONSTR. MATRL	14 562	1 154	727	022 MILK AND CREAM	732	492	305
663 MINERAL MANUFACTURES, NES	6 984	4 140	2 576	023 BUTTER, OTHER FAT OF MILK	486	135	86
664 GLASS	33 233	26 889	16 578	024 CHEESE AND CURD	4 868	5 652	3 492
665 GLASSWARE	1 748	388	239	037 FISH ETC. PRPD, PRSVD, NES	1 995	1 321	828
671 PIG IRON, SPIEGELEISN, ETC	372 667	16 156	9 956	048 CEREAL PREPARATIONS	20 387	8 622	5 419
672 INGOTS ETC. IRON OR STEEL	662	232	148	054 VEGETABLES	3 525	2 500	1 546
674 FLAT-ROLLED PLATED IRON	4 997	594	381	056 VEGETABLES, PRPD, PRSVD, NES	10 377	2 751	1 704
675 FLAT-ROLLED, ALLOY STEEL	100	81	49	057 FRUIT, NUTS EXCL. OIL NUTS	320	169	106
676 IRON, STL. BAR, SHAPES ETC.	1 358	579	366	058 FRUIT, PRESERVED, PREPARED	968	500	314
679 TUBES, PIPES, ETC. IRON, STL	2 297	1 745	1 090	059 FRUIT, VEGETABLE JUICES	79 473	13 161	8 031
682 COPPER	22 489	12 612	7 860	061 SUGARS, MOLASSES, HONEY	37 245	2 463	1 512
683 NICKEL	60 241	61 023	37 945	062 SUGAR CONFECTIONERY	29 495	12 447	7 883
684 ALUMINIUM	826 720	180 495	111 428	071 COFFEE, COFFEE SUBSTITUTE	10 236	8 210	5 104
686 ZINC	1 810	528	314	072 COCOA	7 932	2 825	1 768
689 MISC. NON-FERR. BASE METAL	13 006	20 525	12 691	073 CHOCOLATE, OTH. COCOA PREP	21 595	14 409	9 153
691 METALLIC STRUCTURES NES	1 844	1 228	765	074 TEA AND MATE	20 577	14 994	9 265
692 CONTAINERS, STORAGE, TRNSP	465	434	263	075 SPICES	304	632	390
693 WIRE PRODUCTS EXCL. ELECT	276	228	141	081 ANIMAL FEED STUFF	3 211	3 166	1 943
694 NAILS, SCREWS, NUTS, ETC.	1 543	1 559	960	098 EDIBLE PROD. PREPRTNS, NES	19 560	13 747	8 476
695 TOOLS	8 262	17 191	10 403	111 NON-ALCOHOL. BEVERAGE, NES	9 785	1 275	801
697 HOUSEHOLD EQUIPMENT, NES	1 573	2 252	1 408	112 ALCOHOLIC BEVERAGES	119 142	31 483	19 557
699 MANUFACT. BASE METAL, NES	4 322	5 724	3 566	122 TOBACCO, MANUFACTURED	27	172	103
712 STEAM TURBINES	18	120	72	212 FURSKINS, RAW	6	83	50
713 INTRNL COMBUS PSTN ENGIN	10 192	23 920	14 853	222 DILSEED(SFT. FIX VEG. OIL)	628	97	60
714 ENGINES, MOTORS NON-ELECT	1 737	174 377	108 340	232 SYNTHETIC RUBBER, ETC	15 449	5 565	3 491
716 ROTATING ELECTRIC PLANT	10 926	25 264	15 700	246 WOOD IN CHIPS, PARTICLES	4 536	49	32
718 OTH. POWR. GENRTRNG. MACHNRY	102	4 705	2 872	248 WOOD, SIMPLY WORKED	1 733	272	172
721 AGRIC. MACHINES, EX. TRACTR	2 690	1 959	1 218	251 PULP AND WASTE PAPER	1 373	235	143
722 TRACTORS	14 544	13 592	8 749	266 SYNTHETIC FIBRES	3 785	1 290	797
723 CIVIL ENGINEERING EQUIPT	4 804	5 504	3 435	267 OTHER MAN-MADE FIBRES	13 793	3 765	2 336
724 TEXTILE, LEATHER MACHINES	601	881	546	268 WOOL, OTHER ANIMAL HAIR	613	939	593
725 PAPER, PULP MILL MACHINES	1 741	6 756	4 121	269 WORN CLOTHING, TEXTL. ARTL	212	112	73
726 PRINTNG, BOOKBINDNG MACHS	258	1 515	949	273 STONE, SAND AND GRAVEL	3 586	85	55
727 FOOD-PROCESS. MCH. NON DOM	239	1 655	1 024	278 OTHER CRUDE MINERALS	9 353	307	190
728 OTH. MACH. PTS, SPC. INDUST	4 191	20 980	12 632	282 FERROUS WASTE AND SCRAP	612	496	315
731 METAL REMOVAL WORK TOOLS	623	4 417	2 766	285 ALUMINIUM ORE, CONCTR, ETC	5 000	2 737	1 686
733 MACH-TOOLS, METAL-WORKING	2 872	1 488	918	287 ORE, CONCENTR. BASE METALS	186	756	456
735 PARTS, NES, FOR MACH-TOOLS	545	2 243	1 376	288 NON-FERROUS WASTE, SCRAP	3 000	529	327
737 METALWORKING MACHNRY NES	129	1 414	880	291 CRUDE ANIMAL MATERIALS, NES	262	582	370
741 HEATING, COOLNG EQUIP, PART	3 389	12 341	7 770	292 CRUDE VEG. MATERIALS, NES	6 190	7 799	4 840
742 PUMPS FOR LIQUIDS, PARTS	5 960	9 632	5 866	334 PETROLEUM PRODUCTS	1 152	769	473
743 PUMPS NES, CENTRIFUGS ETC	24 470	62 547	38 556	335 RESIDUAL PETROL. PRODUCTS	409 167	11 245	6 921
744 MECHANICAL HANDLING EQUIP	3 192	4 996	3 095	421 FIXED VEG. FAT, OILS, SOFT	944	75	45
745 OTH. NONELEC MCH, TOOL, NES	1 158	5 548	3 462	422 FIXED VEG. FAT, OILS, OTHER	163	88	52
746 BALL OR ROLLER BEARINGS	6 537	14 440	8 957	431 ANIMAL, VEG. FATS, OILS, NES	1 580	398	245
747 TAPS, COCKS, VALVES, ETC.	4 076	10 980	6 823	511 HYDROCARBONS, NES, DERIVTS	66 954	6 771	4 185
748 TRANSMISSIONS SHAFTS ETC	3 377	6 226	3 859	512 ALCOHOL, PHENOL, ETC. DERIV	46 420	7 072	4 377
749 NON-ELECT MACH. PARTS, ETC	2 048	26 501	16 341	513 CARBOXYLIC ACIDS, DERIVTS	48 479	18 254	11 043
751 OFFICE MACHINES	280	1 005	611	514 NITROGEN-FUNCT. COMPOUNDS	73 975	17 876	11 030
752 AUTOMATC. DATA PROC. EQUIP	1 353	29 682	18 293	515 ORGANIC-INORGANIC COMPNDS	16 166	131 649	79 449
759 PARTS, FOR OFFICE MACHINS	3 312	127 624	79 871	516 OTHER ORGANIC CHEMICALS	7 193	7 644	4 808
761 TELEVISION RECEIVERS ETC	1	73	45	522 INORGANIC CHEM. ELEMENTS	57 146	13 171	8 121
763 SOUND RECORDER, PHONOGRPH	16	534	342	523 METAL, SALTS, INORGAN. ACID	113 505	14 231	8 797
764 TELECOMM. EQUIP. PARTS NES	1 473	30 494	18 843	524 OTHER CHEMICAL COMPOUNDS	784	2 301	1 441
771 ELECT POWER MACHNY. PARTS	7 033	22 549	13 918	525 RADIO-ACTIVE MATERIALS	524	265	165
772 ELEC. SWITCH, RELAY, CIRCUIT	1 093	27 276	16 787	531 SYNTH. COLOURS, LAKES, ETC.	24 527	63 022	38 841
773 ELECTR DISTRIB. EQPT NES	3 094	5 311	3 294	532 DYEING, TANNING MATERIALS	11 683	1 957	1 204
774 ELECTRO-MEDCL. XRAY EQUIP	756	5 138	3 214	533 PIGMENTS, PAINTS, ETC.	72 154	28 233	17 288
775 DOM. ELEC. NON-ELEC. EQUIPT	245	2 632	1 608	541 MEDICINES, ETC. EXC. GRP542	2 605	31 206	19 175
776 TRANSISTORS, VALVES, ETC.	241	46 983	28 955	542 MEDICAMENTS	5 705	113 206	70 731
778 ELECTRIC. MACH. APPART. NES	3 294	27 238	16 906	551 ESSNTL. OIL, PERFUME, FLAVR	2 487	2 690	1 673
781 PASS. MOTOR VEHCLS. EX. BUS	87 969	141 463	86 614	553 PERFUMERY, COSMETICS, ETC.	9 082	30 632	18 990
782 GOODS, SPC. TRANSPORT VEH	682	575	367	554 SOAP, CLEANERS, POLISH, ETC	34 363	12 570	7 745
784 PARTS, TRACTORS, MOTOR VEH	40 230	45 681	28 212	562 FERTILIZER, EXCEPT GRP272	1 548	305	183
785 CYCLES, MOTORCYCLES ETC.	2 040	9 159	5 581	571 POLYMERS OF ETHYLENE	3 596	615	379
786 TRAILERS, SEMI-TRAILR, ETC	2 118	1 372	855	572 POLYMERS OF STYRENE	35 769	8 862	4 273
791 RAILWAY VEHICLES, EQUIPNT	28	81	54	573 POLYMERS, VINYL CHLORIDE	46 473	12 757	7 869
792 AIRCRAFT, ASSOC. TD. EQUIPNT	578	77 624	48 393	574 POLYACETAL, POLYCARBONATE	20 171	13 138	8 147
793 SHIP, BOAT, FLOAT. STRUCTRS	2 016	3 633	2 238	575 OTH. PLASTIC, PRIMARY FORM	88 887	35 307	21 782
811 PREFABRICATED BUILDINGS	35 402	9 832	6 042	581 PLASTIC TUBE, PIPE, HOSE	5 003	9 932	6 110
812 PLUMBNG, SANITRY, EQPT, ETC	119	220	127	582 PLASTIC PLATE, SHEETS, ETC	33 652	30 338	18 818
813 LIGHTNG. FIXTURES ETC, NES	94	505	311	583 MONOFILAMENT OF PLASTICS	2 015	1 652	1 018
821 FURNITURE, CUSHIONS, ETC.	5 606	6 245	3 851	591 INSECTICIDES, ETC.	8 797	5 822	3 472
831 TRUNK, SUIT-CASES, BAG, ETC	373	690	417	592 STARCHES, INULIN, ETC.	97 558	16 397	10 058
841 MENS, BOYS CLOTHING, X-KNIT	164	1 277	802	593 EXPLOSIVES, PYROTECHNICS	3 395	2 771	1 703
842 WOMEN, GIRL CLOTHING, XKNIT	277	6 010	3 752	597 PREPRD ADDITIVES, LIQUIDS	8 184	3 306	2 040

7 IMPORTS AND EXPORTS (SPECIAL TRADE) BY COUNTRIES OF PRODUCTION AND CONSUMPTION AND BY GROUPS OF THE SITC-REV. III 1994

GROUP DESCRIPTION	DT = 100 KG	1 000 DM	1 000 \$	GROUP DESCRIPTION	DT = 100 KG	1 000 DM	1 000 \$
598 MISC.CHEMICAL PRODS.NES	66 249	63 891	39 583	843 MENS,BOYS CLOTHING,KNIT	36	357	219
611 LEATHER	1 065	1 952	1 209	844 WOMEN,GIRLS CLOTHNG.KNIT	142	2 227	1 369
612 MANUFACT.LEATHER ETC.NES	324	1 308	814	845 OTHR.TEXTILE APPAREL,NES	814	11 866	7 369
613 FURSKINS,TANNED,DRESSED	2 50	491	303	846 CLOTHING ACCESSRS,FABRIC	910	5 272	3 267
621 MATERIALS OF RUBBER	2 197	3 165	1 956	848 CLOTHING,NONXTL;HEADGEAR	315	5 537	3 385
625 RUBBER TYRES,TUBES,ETC.	21 671	14 235	8 809	851 FOOTWEAR	3 969	21 476	13 181
629 ARTICLES OF RUBBER, NES	4 329	9 242	5 743	871 OPTICAL INSTRUMENTS,NES	269	10 389	6 467
633 CORK MANUFACTURES	226	1 082	666	872 MEDICAL INSTRUMENTS NES	951	23 968	14 844
634 VENEERS, PLYWOOD, ETC.	10 050	3 285	2 061	873 METERS,COUNTERS,NES	104	5 698	3 546
635 WOOD MANUFACTURES, NES	5 795	3 600	2 224	874 MEASURE,CONTROL INSTRMNT	4 055	73 347	45 350
641 PAPER AND PAPERBOARD	169 635	39 677	24 480	881 PHOTOGRAPH APPAR.ETC.NES	570	9 549	5 881
642 PAPER,PAPERBOARD,CUT ETC	4 989	5 419	3 368	882 PHOTO.CINEMATOGRPH.SUPPL	13 235	21 718	13 475
651 TEXTILE YARN	29 970	34 247	20 976	884 OPTICAL GOODS NES	356	20 203	12 500
652 COTTON FABRICS, WOVEN	1 452	4 163	2 538	885 WATCHES AND CLOCKS	602	3 881	2 425
653 FABRICS,MAN-MADE FIBRES	5 368	20 901	12 871	891 ARMS AND AMMUNITION	300	1 778	1 115
654 OTH.TEXTILE FABRIC,WOVEN	1 095	3 970	2 445	892 PRINTED MATTER	11 904	20 953	12 939
655 KNIT.CROCHET.FABRIC NES	379	1 687	1 035	893 ARTICLES,NES,OF PLASTICS	22 695	40 265	24 944
656 TULLE,LACE,EMBROIDRY.ETC	523	1 511	936	894 BABY CARRIAGE,TOYS,GAMES	8 256	16 418	10 347
657 SPECIAL YARN,TXTL.FABRIC	5 501	8 537	5 284	895 OFFICE,STATIONERY SUPPLS	2 943	11 454	7 028
658 TEXTILE ARTICLES NES	647	1 372	841	896 WORKS OF ART,ANTIQUE ETC	15	1 438	871
659 FLOOR COVERINGS, ETC.	2 449	3 378	2 082	897 GOLD,SILVERWARE,JEWL NES	17	1 948	1 219
661 LIME,CEMENT,CONSTR.MATRL	2 379	413	250	898 MUSICAL INSTRUMENTS,ETC.	8 380	19 117	11 976
662 CLAY,REFRCT.CONSTR.MATRL	52 271	7 036	4 359	899 MISC MANUCTRD GOODS NES	4 956	17 704	10 989
663 MINERAL MANUFACTURES,NES	26 568	22 217	13 746	971 GOLD,NONMONTRY EXCL ORES			483
664 GLASS	82 559	12 477	7 752	972 MONETARY GOLD,GOLD COINS			327
665 GLASSWARE	23 749	14 130	8 795				293
666 POTTERY	2 319	4 671	2 888				536
667 PEARLS,PRECIOUS STONES				GREENLAND			
671 PIG IRON,SPIEGELEISN,ETC	7 437	2 164	1 345	IMPORTS	4 917	3 356	2 077
672 INGOTS ETC.IRON OR STEEL	1 268 259	62 177	39 235				
673 FLAT-ROLLED IRON ETC.	1 900 977	100 661	63 682	034 FISH,FRESH,CHILLED,FROZN	3 860	2 370	1 467
674 FLAT-ROLLED PLATED IRON	153 886	14 338	8 912	036 CRUSTACEANS,MOLLUSCS ETC	77	54	35
675 FLAT-ROLLED, ALLOY STEEL	192 864	47 764	29 525	037 FISH ETC.PRPD,PRSYD.NES	392	446	266
676 IRON,STL.BAR,SHAPES ETC.	730 610	72 406	44 853				
677 RAILWAY TRACK IRON,STEEL	11 133	905	546	EXPORTS	1 639	2 084	1 292
678 WIRE OF IRON OR STEEL	5 563	2 907	1 803				
679 TUBES,PIPES,ETC.IRON,STL	134 468	32 271	19 904	269 WORN CLOTHING,TEXTL.ARTL	564	108	70
681 SILVER,PLATINUM,ETC.	10	2 413	1 455	533 PIGMENTS, PAINTS, ETC.	91	83	48
682 COPPER	33 102	18 030	11 166	743 PUMPS NES,CENTRIFUGS ETC	47	95	56
683 NICKEL	1 599	3 519	2 187	747 TAPS,COCKS,VALVES,ETC.	40	127	81
684 ALUMINIUM	23 946	17 560	10 925	752 AUTOMATC.DATA PROC.EQUIP	3	133	81
686 ZINC	1 630	727	460	759 PARTS,FOR OFFICE MACHINS	1	58	35
687 TIN	197	181	109	872 MEDICAL INSTRUMENTS NES	2	58	37
689 MISC.NON-FERR.BASE METAL	141	570	358	874 MEASURE,CONTROL INSTRMNT	56	811	504
691 METALLIC STRUCTURES NES	13 245	6 287	3 853				
692 CONTAINERS, STORAGE,TRNSP	6 743	5 954	3 683	ST PIERRE			
693 WIRE PRODUCTS EXCL.ELECT	4 767	5 256	3 252	IMPORTS	1 701	491	307
694 NAILS,SCREWS,NUTS,ETC.	7 041	7 231	4 458				
695 TOOLS	6 841	37 678	23 395	035 FISH,DRIED,SALTED,SMOKED	173	258	165
696 CUTLERY	1 883	11 735	7 253	251 PULP AND WASTE PAPER	1 040	77	44
697 HOUSEHOLD EQUIPMENT,NES	2 667	4 231	2 603				
699 MANUFACTS.BASE METAL,NES	58 723	52 900	32 827	EXPORTS	1 898	1 382	878
700 CPL IND PLANT (84/85/87)	14 064	27 300	17 959				
711 STEAM GENER. BOILERS,ETC.	59	157	97	598 MISC.CHEMICAL PRODS.NES	1 200	226	144
712 STEAM TURBINES	18	911	572	663 MINERAL MANUFACTURES,NES	209	201	128
713 INTRNL COMBUS PSTN ENGIN	5 900	32 286	20 048	699 MANUFACTS.BASE METAL,NES	273	273	173
714 ENGINES,MOTORS NON-ELECT	208	26 627	16 656	727 FOOD-PROCESS.MCH.NON DOM	17	402	262
716 ROTATING ELECTRIC PLANT	17 794	48 694	30 459	735 PARTS,NES,FOR MACH-TOOLS	3	73	43
718 OTH.POWR.GENRTNG.MACHNRY	4 753	15 559	9 736				
721 AGRIC.MACHINES,EX.TRACTR	23 890	24 304	14 909				
722 TRACTORS	48 774	53 208	32 835	MEXICO			
723 CIVIL ENGINEERING EQUIPT	49 938	57 916	35 763	IMPORTS	1 732 808	875 032	539 807
724 TEXTILE,LEATHER MACHINES	11 726	54 512	34 000				
725 PAPER,PULP MILL MACHINES	5 802	22 002	13 677	048 CEREAL PREPARATIONS	58	62	39
726 PRINTING,BOOKBINDING MACHS	7 633	45 737	28 456	054 VEGETABLES	12 656	3 070	1 869
727 FOOD-PROCESS.MCH.NON DOM	2 998	18 850	11 598	056 VEGETABLES,PRPD,PRSYD,NES	1 744	335	208
728 OTH.MACH.PTS,SPCL INDUST	52 702	151 726	93 696	057 FRUIT,NUTS EXCL.OIL NUTS	17 204	4 644	2 932
731 METAL REMOVAL WORK TOOLS	18 316	54 780	33 693	058 FRUIT,PRESERVED,PREPARED	2 882	952	589
733 MACH-TOOLS,METAL-WORKING	12 219	25 970	16 232	059 FRUIT,VEGETABLE JUICES	4 418	946	588
735 PARTS,NES,FOR MACH-TOOLS	4 848	13 775	8 584	061 SUGARS,MOLASSES,HONEY	198 548	31 883	19 592
737 METALWORKING MACHNRY NES	10 310	12 034	7 407	062 SUGAR CONFECTIONERY	897	568	358
741 HEATING,COOLING EQUIP,PART	8 026	24 567	15 262	071 COFFEE,COFFEE SUBSTITUTE	53 041	19 914	12 278
742 PUMPS FOR LIQUIDS, PARTS	7 494	28 130	17 416	075 SPICES	2 218	766	471
743 PUMPS NES,CENTRIFUGS ETC	7 576	31 662	19 574	098 EDIBLE PROD.PREPRNTS,NES	893	315	193
744 MECHANICAL HANDLING EQUIP	11 330	21 024	12 914	112 ALCOHOLIC BEVERAGES	20 848	6 376	3 878
745 OTH.NONELEC MCH,TOOL,NES	16 301	82 433	51 103	121 TOBACCO, UNMANUFACTURED	7 900	6 729	4 212
746 BALL OR ROLLER BEARINGS	11 552	31 305	19 439	222 DILSEED(SFT.FIX VEG.OIL)	3 554	908	558
747 TAPS,COCKS,VALVES,ETC.	6 349	31 028	19 161	232 SYNTHETIC RUBBER, ETC.	17 627	3 277	2 059
748 TRANSMISSIONS SHAFTS ETC	27 842	57 104	35 306	245 FUEL WOOD, WOOD CHARCOAL	1 728	149	93
749 NON-ELECT MACH.PARTS,ETC	7 749	31 994	19 867	246 WOOD IN CHIPS, PARTICLES	982	149	91
751 OFFICE MACHINES	1 229	12 989	7 988	247 WOOD ROUGH,ROUGH SQUARED	431	86	56
752 AUTOMATC.DATA PROC.EQUIP	840	20 562	12 560	248 WOOD, SIMPLY WORKED	1 406	236	146
759 PARTS,FOR OFFICE MACHINS	6 990	34 660	21 257	251 PULP AND WASTE PAPER	19 123	2 690	1 692
761 TELEVISION RECEIVERS ETC	2	93	57	263 COTTON	50 159	5 987	3 742
762 RADIO-BROADCAST RECEIVER	3	77	51	278 OTHER CRUDE MINERALS	286 310	7 740	4 757
763 SOUND RECORDER,PHONOGRPH	97	609	367	287 ORE,CONCENTR.BASE METALS	336 589	12 712	7 700
764 TELECOMM.EQUIP.PARTS NES	736	12 785	7 958	288 NON-FERROUS WASTE, SCRAP	1 504	559	354
771 ELECT POWER MACHNRY PARTS	9 985	63 625	38 893	289 PREC.METAL ORES,CONCTRSTS	23	6 569	4 285
772 ELEC. SWITCH,RELAY,CIRCUIT	12 126	109 619	67 405	291 CRUDE ANIMAL MATERLS,NES	387	119	72
773 ELECTR DISTRIB.EQPT NES	3 788	6 986	4 313	292 CRUDE VEG.MATERIALS, NES	9 009	7 753	4 752
774 ELECTRO-MEDCL XRAY EQUIP	1 956	39 624	24 503	421 FIXED VEG.FAT,OILS, SOFT	56 506	9 744	6 159
775 DOM.ELEC.NON-ELEC.EQUIPT	9 693	35 140	21 893	431 ANIMAL,VEG.FATS,OILS,NES	1 623	753	461
776 TRANSISTORS,VALVES,ETC.	67	10 710	6 574	512 ALCOHOL,PHENOL,ETC.DERIV	1 423	1 026	632
778 ELECTRIC MACH.APPART.NES	61 197	101 484	62 694	513 CARBOXYLIC ACIDS,DERIVTS	9 789	3 678	2 290
781 PASS.MOTOR VEHCLS.EX.BUS	201 574	605 002	372 509	514 NITROGEN-FUNCT.COMPOUNDS	10 237	5 753	3 491
782 GOODS,SPCL TRANSPORT VEH	7 221	9 246	5 651	515 ORGANO-INORGANIC COMPNDS	1 014	17 114	10 458
784 PARTS,TRACTORS,MOTOR VEH	59 988	119 827	73 741	516 OTHER ORGANIC CHEMICALS	237	999	607
785 CYCLES,MOTORCYCLES ETC.	706	3 659	2 237	522 INORGANIC CHEM.ELEMENTS	26 780	2 223	1 363
786 TRAILERS,SEMI-TRAILR,ETC	1 581	1 755	1 066	523 METAL.SALTS,INORGAN.ACIO	7 113	1 494	922
791 RAILWAY VEHICLES,EQUIPNT	402	3 488	2 177	524 OTHER CHEMICAL COMPOUNDS	216	55	33
792 AIRCRAFT,ASSOCDT.EQUIPNT	1 025	46 827	28 959	531 SYNTH.COLOURS,LAKES,ETC.	227	781	487
793 SHIP,BOAT,FLOAT.STRUCTRS	113	240	147	532 DYEING,TANNING MATERIALS	1 333	1 704	1 059
812 PLUMBING,SANITRY,EQPT.ETC	3 607	6 289	3 926	533 PIGMENTS, PAINTS, ETC.	1 421	343	213
813 LIGHTING FIXTURES ETC.NES	1 095	6 927	4 279	541 MEDICINES,ETC.EXC.GRP542	1 943	17 906	11 163
821 FURNITURE,CUSHIONS,ETC.	39 167	16 841	10 454	551 ESSNTL.OIL,PERFUME,FLAVR	291	936	581
831 TRUNK,SUIT-CASES,BAG,ETC	411	1 864	1 151	553 PERFUMERY,COSMETICS,ETC.	211	212	133
841 MENS,BOYS CLOTHING,X-KNIT	1 489	24 465	15 146	554 SOAP,CLEANERS,POLISH,ETC	566	120	77
842 WOMEN,GIRL CLOTHING,XKNIT	2 187	42 898	26 478				

7 IMPORTS AND EXPORTS (SPECIAL TRADE) BY COUNTRIES OF PRODUCTION AND CONSUMPTION AND BY GROUPS OF THE SITC-REV. III 1994

GROUP DESCRIPTION	DT = 100 KG	1 000 DM	1 000 \$	GROUP DESCRIPTION	DT = 100 KG	1 000 DM	1 000 \$
562 FERTILIZER, EXCEPT GRP272	27 854	978	622	056 VEGETABLES, PRPD, PRSVD, NES	92	87	49
571 POLYMERS OF ETHYLENE	39 143	3 483	2 121	058 FRUIT, PRESERVED, PREPARED	1 785	417	251
573 POLYMERS, VINYL CHLORIDE	20 009	2 140	1 245	061 SUGARS, MOLASSES, HONEY	1 568	272	170
574 POLYACETAL, POLYCARBONATE	10 263	2 542	1 583	062 SUGAR CONFECTIONERY	413	384	234
575 OTH. PLASTIC, PRIMARY FORM	4 295	519	320	073 CHOCOLATE, OTH. COCOA PREP	1 179	1 962	1 189
579 PLASTIC WASTE, SCRAP ETC	2 202	123	75	075 SPICES	360	146	90
582 PLASTIC PLATE, SHEETS, ETC	1 766	1 560	957	081 ANIMAL FEED STUFF	16 417	5 646	3 502
587 PREPRD ADDITIVES, LIQUIDS	2 986	2 018	1 251	091 MARGARINE AND SHORTENING	104	62	39
598 MISC. CHEMICAL PRDCTS, NES	2 810	2 216	1 380	098 EDIBLE PRD. PREPRDTS, NES	12 626	7 195	4 521
612 MANUFACT. LEATHER ETC. NES	590	1 120	694	111 NON-ALCOHOL. BEVERAGE, NES	1 147	421	260
621 MATERIALS OF RUBBER	40	161	98	112 ALCOHOLIC BEVERAGES	23 415	6 224	3 913
629 ARTICLES OF RUBBER, NES	67	227	138	211 HIDES, SKINS (EX. FURS), RAW	1 259	355	228
635 WOOD MANUFACTURES, NES	1 673	761	471	222 OILSEED (SFT. FIX VEG. OIL)	227 600	10 478	6 756
642 PAPER, PAPERBOARD, CUT ETC	5 174	3 766	2 328	232 SYNTHETIC RUBBER, ETC.	10 788	3 265	2 024
651 TEXTILE YARN	9 896	2 133	1 320	251 PULP AND WASTE PAPER	5 942	1 134	706
652 COTTON FABRICS, WOVEN	1 376	866	518	266 SYNTHETIC FIBRES	3 443	1 912	1 193
653 FABRICS, MAN-MADE FIBRES	701	867	525	278 OTHER CRUDE MINERALS	25 400	890	541
657 SPECIAL YARN, TXTL. FABRIC	7 695	5 216	3 256	285 ALUMINIUM ORE, CONCTR. ETC	4 403	346	209
658 TEXTILE ARTICLES NES	212	353	217	291 CRUDE ANIMAL MATERLS. NES	643	395	249
659 FLOOR COVERINGS, ETC.	1 659	840	522	292 CRUDE VEG. MATERIALS, NES	4 959	4 031	2 492
664 GLASS	937	410	249	334 PETROLEUM PRODUCTS	3 105	1 355	849
665 GLASSWARE	7 889	3 452	2 097	335 RESIDUAL PETROL. PRODUCTS	5 889	1 067	655
666 POTTERY	1 105	2 614	1 658	411 ANIMAL OILS AND FATS	1 064	3 404	2 082
667 PEARLS, PRECIOUS STONES	.	.	421	421 FIXED VEG. FAT, OILS, SOFT	75 621	7 255	4 422
671 PIG IRON, SPIEGELEISN, ETC	34 371	3 932	2 538	422 FIXED VEG. FAT, OILS, OTHER	177	67	41
675 FLAT-ROLLED, ALLOY STEEL	4 870	1 586	1 010	431 ANIMAL, VEG. FATS, OILS, NES	1 981	664	406
679 TUBES, PIPES, ETC. IRON, STL	1 421	373	233	511 HYDROCARBONS, NES, DERIVTS	23 975	3 127	1 927
681 SILVER, PLATINUM, ETC.	12	330	197	512 ALCOHOL, PHENOL, ETC. DERIV	345 359	28 221	17 517
682 COPPER	122 103	51 109	30 735	513 CARBOXYLIC ACIDS, DERIVTS	80 058	16 160	9 864
689 MISC. NON-FERR. BASE METAL	8	48	31	514 NITROGEN-FUNCT. COMPOUNDS	22 718	44 494	27 479
694 NAILS, SCREWS, NUTS, ETC.	11	99	61	515 ORGANO-INORGANIC COMPNDS	13 631	71 662	44 068
695 TOOLS	278	2 146	1 308	516 OTHER ORGANIC CHEMICALS	15 327	13 114	8 153
696 CUTLERY	335	4 359	2 814	522 INORGANIC CHEM. ELEMENTS	44 382	10 701	6 616
697 HOUSEHOLD EQUIPMENT, NES	345	489	298	523 METAL. SALTS, INDRGAN. ACID	102 957	10 736	6 600
699 MANUFACTS. BASE METAL, NES	808	1 715	1 062	524 OTHER CHEMICAL COMPOUNDS	978	564	340
713 INTRNL COMBUS PSTN ENGIN	118 222	113 830	71 178	531 SYNTH. COLOURS, LAKES, ETC.	11 567	33 425	20 650
714 ENGINES, MOTORS NON-ELECT	203	26 260	16 524	532 DYEING, TANNING MATERIALS	2 540	763	468
716 ROTATING ELECTRIC PLANT	116	369	230	533 PIGMENTS, PAINTS, ETC.	13 837	16 231	10 039
718 OTH. POWR. GENRTNG. MACHNRY	17	116	74	541 MEDICINES, ETC. EXC. GRP542	10 074	97 686	60 296
724 TEXTILE, LEATHER MACHINES	40	315	183	542 MEDICAMENTS	4 319	38 965	24 243
726 PRINTNG, BOOKBINDNG MACHS	38	160	97	551 ESSNTL. OIL, PERFUME, FLAVR	594	2 734	1 669
727 FOOD-PROCESS. MCH. NON DOM	106	160	102	553 PERFUMERY, COSMETICS, ETC.	3 093	4 423	2 727
728 OTH. MACH. PTS, SPL. INDUSTR	6 140	7 038	4 275	554 SOAP, CLEANERS, POLISH, ETC	12 139	5 973	3 651
735 PARTS, NES, FOR MACH-TOOLS	5	65	40	562 FERTILIZER, EXCEPT GRP272	109 454	2 730	1 733
737 METALWORKING MACHNRY NES	42	175	111	571 POLYMERS OF ETHYLENE	19 892	2 585	1 605
741 HEATING, COOLING EQUIP, PART	4 430	5 837	3 608	572 POLYMERS OF STYRENE	50 103	8 676	5 424
742 PUMPS FOR LIQUIDS, NES	255	667	407	573 POLYMERS, VINYL CHLORIDE	7 439	2 998	1 843
743 PUMPS NES, CENTRIFUGS ETC	454	2 150	1 354	574 POLYACETAL, POLYCARBONATE	10 305	5 884	3 660
745 OTH. NONELEC MCH, TOOL, NES	348	828	503	575 OTH. PLASTIC, PRIMARY FORM	91 562	34 093	21 149
746 BALL OR ROLLER BEARINGS	86	187	116	581 PLASTIC TUBE, PIPE, HOSE	9 008	8 785	5 485
747 TAPS, COCKS, VALVES, ETC.	8	125	80	582 PLASTIC PLATE, SHEETS, ETC	25 443	20 344	12 556
748 TRANSMISSIONS SHAFTS ETC	507	1 445	913	583 MONOFILAMENT OF PLASTICS	1 992	2 105	1 289
749 NON-ELECT MACH. PARTS, ETC	222	1 451	878	591 INSECTICIDES, ETC.	14 552	24 976	15 510
751 OFFICE MACHINES	4 355	12 613	7 842	592 STARCHES, INULIN, ETC.	94 864	16 102	9 785
752 AUTOMAT. DATA PROC. EQUIP	1 200	28 467	17 125	597 PREPRD ADDITIVES, LIQUIDS	9 589	4 710	2 905
759 PARTS, FOR OFFICE MACHINS	2 097	88 997	54 166	598 MISC. CHEMICAL PRDCTS, NES	61 542	33 326	20 609
763 SOUND RECORDER, PHONOGRPH	9	73	43	600 CPL IND PLANT CHAP 69-76	323	12 501	7 386
764 TELECOMM. EQUIP. PARTS NES	1 693	7 192	4 401	611 LEATHER	313	760	472
771 ELECT POWER MACHNRY, PARTS	169	1 307	780	612 MANUFACT. LEATHER ETC. NES	37	233	139
772 ELEC. SWITCH, RELAY, CIRCUIT	2 428	31 483	19 640	621 MATERIALS OF RUBBER	11 429	41 949	25 991
773 ELECTR DISTRIB. EQUIP NES	2 044	11 464	7 058	625 RUBBER TYRES, TUBES, ETC.	628	865	404
774 ELECTRO-MEDCL. XRAY EQUIP	2	123	71	629 ARTICLES OF RUBBER, NES	29 112	39 978	24 716
775 DOM. ELEC. NON-ELEC. EQUIPT	4 142	5 367	3 355	633 CORK MANUFACTURES	210	1 604	988
776 TRANSISTORS, VALVES, ETC.	63	9 327	5 828	634 VENEERS, PLYWOOD, ETC.	10 731	3 206	1 967
778 ELECTRIC MACH. APPART. NES	1 898	11 318	7 082	635 WOOD MANUFACTURES, NES	846	431	265
781 PASS. MOTOR VEHCLS. EX. BUS	1 922	3 318	2 078	641 PAPER AND PAPERBOARD	215 179	41 927	26 166
784 PARTS, TRACTORS, MOTOR VEH	34 288	28 979	17 735	642 PAPER, PAPERBOARD, CUT ETC	8 080	7 351	4 623
785 CYCLES, MOTORCYCLES ETC.	47	98	57	651 TEXTILE YARN	2 271	2 416	1 487
792 AIRCRAFT, ASSOCTD. EQUIPNT	8	55	34	652 COTTON FABRICS, WOVEN	393	1 147	714
813 LIGHTNG FIXTURES ETC. NES	642	506	305	653 FABRICS, MAN-MADE FIBRES	2 566	11 427	7 093
821 FURNITURE, CUSHIONS, ETC.	1 034	1 961	1 208	654 OTH. TEXTILE FABRIC, WOVEN	152	729	465
831 TRUNK, SUIT-CASES, BAG, ETC	199	747	459	655 KNIT, CROCHET, FABRIC NES	355	1 261	777
841 MENS, BOYS CLOTHING, X-KNIT	292	1 058	668	656 TULLE, LACE, EMBROIDRY, ETC	418	527	317
842 WOMEN, GIRL CLOTHING, X-KNIT	124	995	596	657 SPECIAL YARN, TXTL. FABRIC	7 378	15 569	9 727
843 MENS, BOYS CLOTHING, KNIT	68	110	65	658 TEXTILE ARTICLES NES	307	949	594
844 WOMEN, GIRLS CLOTHING, KNIT	65	424	267	659 FLOOR COVERINGS, ETC.	655	735	458
845 OTHR. TEXTILE APPAREL, NES	796	1 106	690	661 LIME, CEMENT, CONSTR. MATRL	645	348	214
846 CLOTHING ACCESSRS, FABRIC	21	121	72	662 CLAY, REFRCT. CONSTR. MATRL	114 905	21 672	13 511
848 CLOTHING, NONTXTL; HEADGEAR	605	1 218	748	663 MINERAL MANUFACTURES, NES	14 980	13 571	8 431
851 FOOTWEAR	6 127	21 828	13 543	664 GLASS	29 317	5 575	3 457
871 OPTICAL INSTRUMENTS, NES	199	1 832	1 135	665 GLASSWARE	5 937	5 206	3 248
872 MEDICAL INSTRUMENTS NES	73	573	356	666 POTTERY	1 467	1 899	1 171
874 MEASURE, CONTROL INSTRMNT	234	3 463	2 143	667 PEARLS, PRECIOUS STONES	.	.	.
881 PHOTOGRAPH APPAR. ETC. NES	353	9 714	6 042	671 PIG IRON, SPIEGELEISN, ETC	1 125	308	189
882 PHOTO. CINEMATOGRPH. SUPPL	627	2 279	1 393	672 INGOTS ETC. IRON OR STEEL	6 700	529	312
884 OPTICAL GOODS NES	106	1 490	922	673 FLAT-ROLLED IRON ETC.	1 194 065	96 457	59 916
885 WATCHES AND CLOCKS	47	2 023	1 255	674 FLAT-ROLLED PLATED IRON	371 516	37 344	23 177
892 PRINTED MATTER	72	284	172	675 FLAT-ROLLED, ALLOY STEEL	568 378	103 676	63 042
893 ARTICLES, NES, OF PLASTICS	4 380	3 392	2 079	676 IRON, STL. BAR, SHAPES ETC.	68 101	9 967	6 105
894 BABY CARRIAGE, TOYS, GAMES	6 408	7 900	4 937	677 RAILWAY TRACK IRON, STEEL	2 915	537	325
895 OFFICE, STATIONERY SUPPLS	457	1 389	843	678 WIRE OF IRON OR STEEL	8 377	2 551	1 579
896 WORKS OF ART, ANTIQUE ETC	39	96	59	679 TUBES, PIPES, ETC. IRON, STL	62 010	17 487	10 919
897 GOLD, SILVERWARE, JEWEL NES	91	4 152	2 565	681 SILVER, PLATINUM, ETC.	20	914	567
898 MUSICAL INSTRUMENTS, ETC.	7 131	24 058	14 875	682 COPPER	4 453	3 490	2 157
899 MISC MANUFCTRD GOODS, NES	7 213	7 470	4 539	683 NICKEL	404	1 196	733
961 COIN NONGOLD NONCURRENT	5	972	595	684 ALUMINIUM	30 701	13 681	8 550
972 MONETARY GOLD, GOLD COINS	1	662	418	689 MISC. NON-FERR. BASE METAL	30	217	135
EXPORTS	5 931 157	4 502 520	2 783 593	691 METALLIC STRUCTURES NES	12 300	8 500	5 359
001 LIVE ANIMALS	913	1 285	806	692 CONTAINERS, STORAGE, TRNSP	2 532	5 852	3 735
011 BOVINE MEAT	518	89	54	693 WIRE PRODUCTS EXCL. ELECT	2 388	4 954	3 064
017 MEAT, OFFL. PRPD, PRSVD, NES	96	106	63	694 NAILS, SCREWS, NUTS, ETC.	58 863	40 039	24 743
022 MILK AND CREAM	104 393	26 907	16 184	695 TOOLS	10 359	36 006	22 210
024 CHEESE AND CURD	29 098	11 059	6 931	696 CUTLERY	895	4 777	2 977
037 FISH ETC. PREPRD, PRSVD, NES	2 505	1 411	892	697 HOUSEHOLD EQUIPMENT, NES	2 508	3 112	1 918
048 CEREAL PREPARATIONS	2 265	844	514	699 MANUFACTS. BASE METAL, NES	94 126	102 899	63 536
054 VEGETABLES	489	526	336	700 CPL IND PLANT (84/85/87)	43 494	260 852	161 460
				711 STEAM GENER. BOILERS, ETC.	643	2 582	1 617
				712 STEAM TURBINES	50	3 921	2 469

7 IMPORTS AND EXPORTS (SPECIAL TRADE) BY COUNTRIES OF PRODUCTION AND CONSUMPTION AND BY GROUPS OF THE SITC-REV. III 1994

GROUP DESCRIPTION	DT = 100 KG	1 000 DM	1 000 \$	GROUP DESCRIPTION	DT = 100 KG	1 000 DM	1 000 \$
713 INTRNL COMBUS PSTN ENGIN	53 055	150 751	93 731	821 FURNITURE,CUSHIONS,ETC.	38	93	58
714 ENGINES,MOTORS NON-ELECT	262	54 630	32 791	831 TRUNK,SUIT-CASES,BAG,ETC	3	82	49
716 ROTATING ELECTRIC PLANT	6 340	21 251	12 961	842 WOMEN,GIRL CLOTHNG,XKNIT		138	80
718 OTH.PWR.GENRTNG.MACHNRY	1 846	3 754	2 320	851 FOOTWEAR	16	202	126
721 AGRIC.MACHINES,EX.TRACTR	1 597	2 134	1 331	885 WATCHES AND CLOCKS	2	60	38
722 TRACTORS	977	1 674	1 011	893 ARTICLES,NES,OF PLASTICS	169	110	66
723 CIVIL ENGINEERING EQUIPT	7 213	13 880	8 571	897 GOLD,SILVERWARE,JEWEL NES		1 625	1 001
724 TEXTILE,LEATHER MACHINES	68 764	222 906	139 319				
725 PAPER,PULP MILL MACHINES	7 017	30 853	18 942	GUATEMALA			
726 PRINTNG,BOOKBINDNG MACHS	22 131	88 444	54 562				
728 FOOD-PROCESS.MCH.NON DOM	4 688	20 712	12 788	IMPORTS	594 691	191 760	119 011
729 OTH.MACH,PTS,SPCL INDUST	45 125	112 853	69 367	054 VEGETABLES	66 297	15 601	9 812
731 METAL REMOVAL WORK TOOLS	10 052	16 486	10 176	057 FRUIT,NUTS EXCL.OIL NUTS	40 685	5 499	3 355
733 MACH-TOOLS,METAL-WORKING	17 527	24 071	14 944	058 FRUIT,PRESERVED,PREPARED	7 619	1 423	875
735 PARTS,NES,FOR MACH-TOOLS	4 069	23 280	14 306	061 SUGARS,MOLASSES,HONEY	60 700	3 174	1 933
737 METALWORKING MACHNRY NES	4 035	19 860	12 301	071 COFFEE,COFFEE SUBSTITUTE	310 593	116 442	72 468
741 HEATNG,COOLNG EQIP,PART	15 219	48 998	30 314	075 SPICES	2 699	2 044	1 256
742 PUMPS FOR LIQUIDS,PARTS	12 398	55 253	34 299	121 TOBACCO, UNMANUFACTURED	48 820	24 988	15 432
743 PUMPS NES,CENTRIFUGS ETC	18 132	50 349	31 143	222 OILSEED(SFT.FIX VEG.OIL)	27 353	5 843	3 565
744 MECHANICAL HANDLNG EQIP	20 726	55 431	33 832	223 OILSEED(OTH.FIX.VEG.OIL)	50	56	37
745 OTH.NONELEC MCH,TOOL,NES	22 456	132 455	81 572	248 WOOD, SIMPLY WORKED	577	166	100
746 BALL OR ROLLER BEARINGS	3 250	9 079	5 603	263 COTTON	8 043	547	326
747 TAPS,COCKS,VALVES,ETC.	4 560	26 401	16 463	288 NON-FERROUS WASTE,SCRAP	971	126	81
748 TRANSMISSIONS SHAFTS ETC	38 259	37 850	23 361	292 CRUDE VEG.MATERIALS, NES	17 789	11 628	7 187
749 NON-ELECT MACH.PARTS,ETC	4 485	35 020	21 821	514 NITROGEN-FUNCT.COMPOUNDS	353	223	132
751 OFFICE MACHINES	4 850	10 898	6 779	551 ESSNTL.OIL,PERFUM,FLAVR	18	163	101
752 AUTOMATC.DATA PROC.EQUIP	586	9 882	6 048	554 SOAP,CLEANERS,POLISH,ETC	477	310	193
753 PARTS,FOR OFFICE MACHINS	2 435	27 427	16 666	591 INSECTICIDES, ETC.	204	120	71
761 TELEVISION RECEIVERS ETC	17	251	148	658 TEXTILE ARTICLES NES	71	189	118
762 RADIO-BROADCAST RECEIVER	13	134	82	663 MINERAL MANUFACTURES,NES	113	108	66
763 SOUND RECORDER,PHNDGRPH	373	2 225	1 361	665 GLASSWARE	411	241	147
764 TELECOMM.EQUIP.PARTS NES	5 931	73 885	45 894	666 POTTERY	105	123	76
771 ELECT POWER MACHNY.PARTS	1 086	6 856	4 199	831 TRUNK,SUIT-CASES,BAG,ETC	64	220	139
772 ELEC.SWITCH.RELAY.CIRCUIT	26 499	142 131	87 854	841 MENS,BOYS CLOTHNG,X-KNIT	125	488	301
773 ELECTR DISTRIB.EQPT NES	13 873	35 084	21 727	842 WOMEN,GIRL CLOTHNG,XKNIT	97	513	309
774 ELECTRO-MEDCL.XRAY EQIP	1 623	33 998	20 950	843 MENS,BOYS CLOTHING,KNIT	12	107	64
775 DOM.ELEC.NON-ELEC.EQUIPT	5 066	11 710	7 260	844 WOMEN,GIRLS CLOTHNG.KNIT	15	50	31
776 TRANSISTORS,VALVES,ETC.	800	13 086	8 135	845 OTHR.TEXTILE APPAREL,NES	48	186	116
778 ELECTRIC.MACH.APPART.NES	44 423	104 799	64 855	846 CLOTHING ACCESSRS,FABRIC	70	262	163
781 PASS.MOTOR VEHCLS.EX.BUS	10 475	75 095	46 453	848 CLOTHING,NONXTL;HEADGEAR	26	111	63
782 GOODS,SPCL TRANSPORT VEH	2 238	5 582	3 280	894 BABY CARRIAGE,TOYS,GAMES	41	271	168
783 ROAD MOTOR VEHICLES NES	542	1 960	1 246	899 MISC MANUFCTRD GOODS NES	10	80	47
784 PARTS,TRACTORS,MOTOR VEH	504 769	644 877	399 137				
785 CYCLES,MOTORCYCLES ETC.	307	1 723	1 073	EXPORTS	402 032	177 120	109 864
786 TRAILERS,SEMI-TRAILR,ETC	508	921	584	001 LIVE ANIMALS	24	469	292
791 RAILWAY VEHICLES.EQUIPNT	342	999	625	041 WHEAT, MESLIN, UNMILLED	110 000	2 037	1 342
792 AIRCRAFT,ASSOCTD.EQUIPNT	14	2 993	1 887	056 VEGETABLES,PRPD,PRSD,NES	49	77	50
793 SHIP,BOAT,FLOAT.STRUCTRS	5	84	50	061 SUGARS,MOLASSES,HONEY	1 601	112	65
800 CPL IND PLANT CHAP 90/94	365	19 733	12 516	081 ANIMAL FEED STUFF	826	928	570
812 PLUMBNG,SANITRY,EQPT.ETC	68	170	110	111 NON-ALCOHOL.BEVERAGE,NES	287	58	35
813 LIGHTNG FIXTURES ETC.NES	698	3 965	2 457	112 ALCOHOLIC BEVERAGES	770	214	133
821 FURNITURE,CUSHIONS,ETC.	33 274	25 788	15 963	232 SYNTHETIC RUBBER, ETC.	1 754	684	423
831 TRUNK,SUIT-CASES,BAG,ETC	138	686	418	278 OTHER CRUDE MINERALS	4 297	106	66
841 MENS,BOYS CLOTHNG,X-KNIT	480	12 033	7 469	292 CRUDE VEG.MATERIALS, NES	983	529	323
842 WOMEN,GIRL CLOTHNG,XKNIT	341	7 317	4 522	334 PETROLEUM PRODUCTS	2 278	303	184
843 MENS,BOYS CLOTHING,KNIT	10	161	99	335 RESIDUAL PETROL. PRODUCTS	46 067	4 796	2 930
844 WOMEN,GIRLS CLOTHNG.KNIT	5	209	128	411 ANIMAL OILS AND FATS	61	128	79
845 OTHR.TEXTILE APPAREL,NES	95	1 960	1 207	431 ANIMAL,VEG.FATS,OILS,NES	1 084	222	135
846 CLOTHING ACCESSRS,FABRIC	15	334	205	511 HYDROCARBONS,NES,DERIVTS	419	194	110
848 CLOTHNG,NONXTL;HEADGEAR	301	967	598	512 ALCOHOL,PHENOL,ETC.DERIV	4 190	1 014	620
851 FOOTWEAR	457	2 119	1 306	513 CARBOXYLIC ACIDS,DERIVTS	15 177	2 688	1 680
871 OPTICAL INSTRUMENTS,NES	348	9 931	6 089	514 NITROGEN-FUNCT.COMPOUNDS	4 489	2 538	1 585
872 MEDICAL INSTRUMENTS NES	1 800	30 252	18 670	515 ORGANO-INORGANIC COMPND	2 076	5 343	3 283
873 METERS,COUNTERS,NES	459	3 350	2 068	516 OTHER ORGANIC CHEMICALS	1 069	1 422	871
874 MEASURE,CONTROL INSTRMNT	6 070	103 495	63 896	522 INORGANIC CHEM.ELEMENTS	4 274	1 551	965
881 PHOTOGRAPH APPAR,ETC.NES	289	2 700	1 669	523 METAL.SALTS,INORGAN.ACID	10 548	1 084	655
882 PHOTO.CINEMATGRPH.SUPL	8 765	13 610	8 326	531 SYNTH.COLOURS,LAKES,ETC.	2 362	7 274	4 488
883 CINE.FILM EXPOSD.DEVELPD	3	63	40	532 DYEING,TANNING MATERIALS	399	163	98
884 OPTICAL GOODS NES	4	2 922	1 796	533 PIGMENTS, PAINTS, ETC.	2 693	2 237	1 386
885 WATCHES AND CLOCKS	208	2 604	1 577	541 MEDICINES,ETC.EXC.GRPS42	1 164	4 708	2 909
891 ARMS AND AMMUNITION	45	1 813	1 109	542 MEDICAMENTS	622	4 777	2 939
892 PRINTED MATTER	5 713	9 336	5 806	551 ESSNTL.OIL,PERFUME,FLAVR	324	1 311	810
893 ARTICLES,NES,OF PLASTICS	28 497	36 708	22 679	553 PERFUMERY,COSMETICS,ETC.	341	350	213
894 BABY CARRIAGE,TOYS,GAMES	6 501	11 796	7 418	554 SOAP,CLEANERS,POLISH,ETC	7 885	2 197	1 346
895 OFFICE,STATIONERY SUPPLS	1 316	10 876	6 735	562 FERTILIZER,EXCEPT GRP272	834	179	108
896 WORKS OF ART,ANTIQUE ETC	4	307	195	572 POLYMERS OF STYRENE	1 460	204	129
897 GOLD,SILVERWARE,JEWEL NES	6	4 405	2 717	573 POLYMERS,VINYL CHLORIDE	908	250	154
898 MUSICAL INSTRUMENTS,ETC.	3 392	11 692	7 258	574 POLYACETAL,POLYCARBONATE	1 681	843	517
899 MISC MANUFCTRD GOODS NES	982	7 336	4 550	575 OTH.PLASTIC,PRIMARY FORM	9 911	2 583	1 583
941 COMPL IND PLANT CHAPT 99	2 918	14 884	8 867	581 PLASTIC TUBE,PIPE,HOSE	23	132	78
971 GOLD,NONMONTRY EXCL ORES		65	40	582 PLASTIC PLATE,SHEETS,ETC	977	551	345
BERMUDA				581 INSECTICIDES, ETC.	4 503	8 740	5 339
IMPORTS	123 010	3 552	2 203	592 STARCHES,INULIN,ETC.	1 024	541	343
112 ALCOHOLIC BEVERAGES	576	463	301	598 MISC.CHEMICAL PRDCTS,NES	4 833	2 811	1 735
334 PETROLEUM PRODUCTS	122 112	2 806	1 722	621 MATERIALS OF RUBBER	38	72	42
885 WATCHES AND CLOCKS	7	114	73	625 RUBBER TYRES,TUBES,ETC.	585	170	109
EXPORTS	71 197	27 061	17 093	629 ARTICLES OF RUBBER, NES	94	352	215
022 MILK AND CREAM	519	103	62	635 WOOD MANUFACTURES, NES	34	69	41
111 NON-ALCOHOL.BEVERAGE,NES	459	72	46	641 PAPER AND PAPERBOARD	4 507	1 668	1 052
112 ALCOHOLIC BEVERAGES	7 367	1 273	785	642 PAPER,PAPERBOARD,CUT ETC	512	374	232
553 PERFUMERY,COSMETICS,ETC.	80	65	38	651 TEXTILE YARN	3 399	2 121	1 331
597 PREPRD ADDITIVES,LIQUIDS	371	86	55	652 COTTON FABRICS, WOVEN	20	76	48
635 WOOD MANUFACTURES, NES	14	80	48	653 FABRICS,MAN-MADE FIBRES	31	101	59
641 PAPER AND PAPERBOARD	2 131	383	242	657 SPECIAL YARN,TXTL.FABRIC	360	355	217
642 PAPER,PAPERBOARD,CUT ETC	384	85	53	658 TEXTILE ARTICLES NES	83	194	117
665 GLASSWARE	96	158	100	662 CLAY,REFRCT.CONSTR.MATRL	5 661	816	518
666 POTTERY	59	508	317	663 MINERAL MANUFACTURES,NES	1 546	1 579	987
695 TOOLS	60	89	57	664 GLASS	1 886	248	150
696 CUTLERY	2	61	36	665 GLASSWARE	390	423	250
726 PRINTNG,BOOKBINDNG MACHS	4	52	33	671 PIG IRON,SPIEGELEISN,ETC	17	52	34
743 PUMPS NES,CENTRIFUGS ETC	3	56	37	673 FLAT-ROLLED IRON ETC.	51 826	3 983	2 451
781 PASS.MOTOR VEHCLS.EX.BUS	31	83	53	674 FLAT-ROLLED PLATED IRON	28 352	3 715	2 288
793 SHIP,BOAT,FLOAT.STRUCTRS	58 345	20 693	13 160	675 FLAT-ROLLED, ALLOY STEEL	1 282	279	167
				676 IRON,STL.BAR,SHAPES ETC.	11 447	568	344
				678 WIRE OF IRON OR STEEL	1 367	173	104
				679 TUBES,PIPES,ETC. IRON,STL	191	927	583

7 IMPORTS AND EXPORTS (SPECIAL TRADE) BY COUNTRIES OF PRODUCTION AND CONSUMPTION AND BY GROUPS OF THE SITC-REV. III 1994

GROUP DESCRIPTION	DT = 100 KG	1 000 DM	1 000 \$	GROUP DESCRIPTION	DT = 100 KG	1 000 DM	1 000 \$
682 COPPER	1 484	721	450	081 ANIMAL FEED STUFF	250	66	39
683 NICKEL	31	144	90	112 ALCOHOLIC BEVERAGES	475	100	59
684 ALUMINIUM	2 328	1 406	850	121 TOBACCO, UNMANUFACTURED	816	153	90
691 METALLIC STRUCTURES NES	92	171	103	232 SYNTHETIC RUBBER, ETC.	904	368	231
692 CONTAINERS, STORAGE, TRNSP	2 156	3 810	2 487	278 OTHER CRUDE MINERALS	9 229	284	165
693 WIRE PRODUCTS EXCL.ELECT	73	59	35	292 CRUDE VEG.MATERIALS, NES	58	69	44
694 NAILS, SCREWS, NUTS, ETC.	202	233	141	394 PETROLEUM PRODUCTS	622	87	55
695 TOOLS	900	2 005	1 227	511 HYDROCARBONS, NES, DERIVTS	306	62	40
696 CUTLERY	84	339	207	512 ALCOHOL, PHENOL, ETC. DERIV	286	119	75
697 HOUSEHOLD EQUIPMENT, NES	285	335	204	513 CARBOXYLIC ACIDS, DERIVTS	244	124	74
699 MANUFACTS. BASE METAL, NES	2 263	1 641	1 012	514 NITROGEN-FUNCT. COMPOUNDS	515	173	109
713 INTRNL COMBUS PSTN ENGIN	388	2 254	1 421	516 OTHER ORGANIC CHEMICALS	95	91	58
716 ROTATING ELECTRIC PLANT	144	413	258	522 INORGANIC CHEM. ELEMENTS	2 116	385	242
718 OTH. POWR. GENRTNG. MACHNRY	473	2 921	1 864	523 METAL. SALTS, INDRGAN. ACID	12 492	589	360
722 TRACTORS	444	448	261	531 SYNTH. COLOURS, LAKES, ETC.	344	950	583
723 CIVIL ENGINEERING EQUIPT	192	191	120	532 DYEING, TANNING MATERIALS	2 661	343	211
724 TEXTILE, LEATHER MACHINES	3 771	11 429	7 095	533 PIGMENTS, PAINTS, ETC.	6 650	488	302
725 PAPER, PULP MILL MACHINES	143	262	160	541 MEDICINES, ETC. EXC. GRP542	69	470	278
726 PRINTNG, BOOKBINDNG MACHS	413	1 409	867	542 MEDICAMENTS	344	1 531	945
727 FOOD-PROCESS. MCH. NON DOM	816	1 693	1 033	551 ESSNTL. OIL, PERFUME, FLAVR	41	169	106
728 OTH. MACH. PTS, SPCL INDUST	422	2 338	1 433	553 PERFUMERY, COSMETICS, ETC.	63	62	39
731 METAL REMOVAL WORK TOOLS	506	65	41	554 SOAP, CLEANERS, POLISH, ETC	1 539	384	239
733 MACH-TOOLS, METAL-WORKING	710	3 863	2 401	562 FERTILIZER, EXCEPT GRP272	40 164	1 001	636
735 PARTS, NES, FOR MACH-TOOLS	23	280	163	573 POLYMERS, VINYL CHLORIDE	211	50	33
737 METALWORKING MACHNRY NES	24	261	165	575 OTH. PLASTIC, PRIMARY FORM	531	370	230
741 HEATNG, COOLNG EQUIP, PART	907	5 526	3 346	591 INSECTICIDES, ETC.	2 615	6 003	3 645
742 PUMPS FOR LIQUIDS, PARTS	18	235	146	592 STARCHES, INULIN, ETC.	982	182	113
743 PUMPS NES, CENTRIFUGS ETC	344	866	530	598 MISC. CHEMICAL PRODTS. NES	1 078	738	455
744 MECHANICAL HANDLING EQUIP	342	729	447	625 RUBBER TYRES, TUBES, ETC.	463	79	49
745 OTH. NONELEC MCH, TOOL, NES	1 544	8 758	5 465	629 ARTICLES OF RUBBER, NES	45	132	80
746 BALL OR ROLLER BEARINGS	8	57	30	642 PAPER, PAPERBOARD, CUT ETC	177	94	60
747 TAPS, COCKS, VALVES, ETC.	245	804	489	657 SPECIAL YARN, TXTL. FABRIC	50	152	95
748 TRANSMISSIONS SHAFTS ETC	119	527	322	662 CLAY, REFRCT. CONSTR. MATRL	2 704	282	182
749 NON-ELECT MACH. PARTS, ETC	94	482	303	663 MINERAL MANUFACTURES, NES	421	419	256
751 OFFICE MACHINES	121	375	235	664 GLASS	818	69	43
752 AUTOMATC. DATA PROC. EQUIP	17	776	490	665 GLASSWARE	34	61	38
759 PARTS, FOR OFFICE MACHINS	18	69	41	673 FLAT-ROLLED IRON ETC.	32 528	2 428	1 496
764 TELECOMM. EQUIP. PARTS NES	1 155	12 839	8 278	674 FLAT-ROLLED PLATED IRON	9 518	835	537
771 ELECT POWER MACHNY. PARTS	37	149	92	676 IRON, STL. BAR, SHAPES ETC.	3 525	243	155
772 ELEC. SWITCH. RELAY. CIRCUIT	389	3 039	1 879	678 WIRE OF IRON OR STEEL	2 239	238	141
773 ELECTR DISTRIB. EQPT NES	686	405	249	679 TUBES, PIPES, ETC. IRON, STL	45	166	107
774 ELECTRO-MEDCL. XRAY EQUIP	12	317	188	684 ALUMINIUM	224	133	80
775 DOM. ELEC. NON-ELEC. EQUIPT	34	49	33	691 METALLIC STRUCTURES NES	99	55	35
778 ELECTRIC MACH. APPART. NES	842	2 857	1 747	692 CONTAINERS, STORAGE, TRNSP	498	1 702	1 080
781 PASS. MOTOR VEHCLS. EX. BUS	1 119	3 030	1 872	694 NAILS, SCREWS, NUTS, ETC.	17	121	69
784 PARTS, TRACTORS, MOTOR VEH	993	2 484	1 530	695 TOOLS	326	753	467
785 CYCLES, MOTORCYCLES ETC.	12	46	30	696 CUTLERY	21	88	55
786 TRAILERS, SEMI-TRAILR, ETC	226	154	96	697 HOUSEHOLD EQUIPMENT, NES	32	86	54
813 LIGHTNG FIXTURES ETC. NES	83	185	115	699 MANUFACTS. BASE METAL, NES	847	623	393
821 FURNITURE, CUSHIONS, ETC.	617	591	361	713 INTRNL COMBUS PSTN ENGIN	438	859	533
872 MEDICAL INSTRUMENTS NES	43	653	402	716 ROTATING ELECTRIC PLANT	150	920	566
873 METERS, COUNTERS, NES	2	53	32	724 TEXTILE, LEATHER MACHINES	88	560	339
874 MEASURE, CONTROL INSTRMNT	71	1 747	1 081	725 PAPER, PULP MILL MACHINES	7	81	51
882 PHOTO. CINEMATOGRPH. SUPPL	120	239	151	726 PRINTNG, BOOKBINDNG MACHS	20	340	213
884 OPTICAL GOODS NES	51	32	727	727 FOOD-PROCESS. MCH. NON DOM	100	738	446
891 ARMS AND AMMUNITION	12	65	37	728 OTH. MACH. PTS, SPCL INDUST	291	937	561
892 PRINTED MATTER	158	234	147	731 METAL REMOVAL WORK TOOLS	684	176	105
893 ARTICLES, NES, OF PLASTICS	823	797	489	735 PARTS, NES, FOR MACH-TOOLS	15	173	103
894 BABY CARRIAGE, TOYS, GAMES	35	110	70	737 METALWORKING MACHNRY NES	29	74	46
895 OFFICE, STATIONERY SUPPLS	332	1 532	971	741 HEATNG, COOLNG EQUIP, PART	178	332	202
897 GOLD, SILVERWARE, JEWEL NES	93	423	265	742 PUMPS FOR LIQUIDS, PARTS	14	118	70
898 MUSICAL INSTRUMENTS, ETC.	93	423	265	743 PUMPS NES, CENTRIFUGS ETC	293	860	539
899 MISC MANUFCTRD GOODS NES	184	392	241	744 MECHANICAL HANDLING EQUIP	192	544	344
				745 OTH. NONELEC MCH, TOOL, NES	1 798	12 238	7 745
BELIZE				747 TAPS, COCKS, VALVES, ETC.	40	271	170
IMPORTS	10 663	3 459	2 103	748 TRANSMISSIONS SHAFTS ETC	85	701	451
057 FRUIT, NUTS EXCL. OIL NUTS	224	64	39	749 NON-ELECT MACH. PARTS, ETC	31	163	99
059 FRUIT, VEGETABLE JUICES	9 478	3 065	1 854	751 OFFICE MACHINES	27	63	41
515 ORGANO-INDORGANIC COMPNDS	109	91	58	752 AUTOMATC. DATA PROC. EQUIP	7	150	90
551 ESSNTL. OIL, PERFUME, FLAVR	536	120	76	764 TELECOMM. EQUIP. PARTS NES	615	10 193	6 239
EXPORTS	1 372	1 649	1 018	771 ELECT POWER MACHNY. PARTS	25	142	88
542 MEDICAMENTS	13	102	65	772 ELEC. SWITCH. RELAY. CIRCUIT	223	1 763	1 086
591 INSECTICIDES, ETC.	78	188	118	778 ELECTRIC MACH. APPART. NES	65	236	148
629 ARTICLES OF RUBBER, NES	27	165	102	781 PASS. MOTOR VEHCLS. EX. BUS	495	1 975	1 224
695 TOOLS	29	48	32	784 PARTS, TRACTORS, MOTOR VEH	232	3 947	2 484
745 OTH. NONELEC MCH, TOOL, NES	9	71	43	786 TRAILERS, SEMI-TRAILR, ETC	126	349	223
772 ELEC. SWITCH. RELAY. CIRCUIT	15	129	82	848 CLOTHNG, NONTXTL; HEADGEAR	23	47	30
775 DOM. ELEC. NON-ELEC. EQUIPT	3	50	30	872 MEDICAL INSTRUMENTS NES	15	211	126
784 PARTS, TRACTORS, MOTOR VEH	146	287	178	874 MEASURE, CONTROL INSTRMNT	36	608	371
872 MEDICAL INSTRUMENTS NES	2	65	42	882 PHOTO. CINEMATOGRPH. SUPPL	60	132	83
				893 ARTICLES, NES, OF PLASTICS	75	169	103
				895 OFFICE, STATIONERY SUPPLS	79	386	244
				899 MISC MANUFCTRD GOODS NES	16	94	58
				EL SALVADOR			
HONDURAS				IMPORTS	824 892	346 623	217 690
IMPORTS	439 397	109 432	68 078	057 FRUIT, NUTS EXCL. OIL NUTS	1 449	380	236
057 FRUIT, NUTS EXCL. OIL NUTS	187 477	21 498	13 090	061 SUGARS, MOLASSES, HONEY	16 911	2 933	1 783
058 FRUIT, PRESERVED, PREPARED	12 075	1 735	1 058	071 COFFEE, COFFEE SUBSTITUTE	798 482	300 262	188 054
059 FRUIT, VEGETABLE JUICES	1 046	369	223	222 OILSEED(SFT. FIX VEG. OIL)	2 944	588	356
071 COFFEE, COFFEE SUBSTITUTE	202 295	75 443	47 284	263 COTTON	1 111	168	105
075 SPICES	567	216	130	292 CRUDE VEG. MATERIALS, NES	377	533	338
122 TOBACCO, MANUFACTURED	175	1 126	695	642 PAPER, PAPERBOARD, CUT ETC	72	87	52
222 OILSEED(SFT. FIX VEG. OIL)	390	89	54	651 TEXTILE YARN	1 651	842	518
248 WOOD, SIMPLY WORKED	5 765	675	419	657 SPECIAL YARN, TXTL. FABRIC	53	90	56
292 CRUDE VEG. MATERIALS, NES	418	507	310	658 TEXTILE ARTICLES NES	492	882	534
598 MISC. CHEMICAL PRODTS. NES	24 622	2 978	1 835	666 POTTERY	15	54	32
635 WOOD MANUFACTURES, NES	845	189	116	695 TOOLS	579	492	303
784 PARTS, TRACTORS, MOTOR VEH	27	266	159	728 OTH. MACH. PTS, SPCL INDUST	1	46	31
821 FURNITURE, CUSHIONS, ETC.	2 931	2 876	1 788	764 TELECOMM. EQUIP. PARTS NES	6	91	56
845 OTHR. TEXTILE APPAREL, NES	555	1 186	753	778 ELECTRIC MACH. APPART. NES	1	104	62
EXPORTS	143 598	65 823	40 807	841 MENS, BOYS CLOTHNG, X-KNIT	17	105	62
048 CEREAL PREPARATIONS	1 000	76	49	845 OTHR. TEXTILE APPAREL, NES	160	280	180
054 VEGETABLES	25	90	58	874 MEASURE, CONTROL INSTRMNT		84	55

7 IMPORTS AND EXPORTS (SPECIAL TRADE) BY COUNTRIES OF PRODUCTION AND CONSUMPTION AND BY GROUPS OF THE SITC-REV. III 1994

GROUP DESCRIPTION	DT = 100 KG	1 000 DM	1 000 \$	GROUP DESCRIPTION	DT = 100 KG	1 000 DM	1 000 \$
EXPORTS	149 307	95 634	59 017	897 GOLD, SILVERWARE, JEWEL NES	1	124	80
022 MILK AND CREAM	762	191	122	899 MISC MANUFACTURED GOODS NES	112	302	191
037 FISH ETC. PREPARED, PRSVD. NES	1 300	679	447	NICARAGUA			
061 SUGARS, MOLASSES, HONEY	1 307	208	127	IMPORTS	168 132	59 054	36 621
075 SPICES	160	70	44	001 LIVE ANIMALS	7	507	317
081 ANIMAL FEED STUFF	441	361	211	057 FRUIT, NUTS EXCL. OIL NUTS	1 357	227	138
112 ALCOHOLIC BEVERAGES	425	111	66	071 COFFEE, COFFEE SUBSTITUTE	135 801	50 242	31 300
232 SYNTHETIC RUBBER, ETC.	1 249	462	282	121 TOBACCO, UNMANUFACTURED	122	280	163
292 CRUDE VEG. MATERIALS, NES	106	137	82	177 TOBACCO, MANUFACTURED	44	257	160
334 PETROLEUM PRODUCTS	2 974	427	264	222 OILSEED (SFT. FIX VEG. OIL)	28 907	5 606	3 363
335 RESIDUAL PETROL. PRODUCTS	2 432	284	177	541 MEDICINES, ETC. EXC. GRP542	43	577	347
431 ANIMAL, VEG. FATS, OILS, NES	2 251	471	290	611 LEATHER	1 492	391	233
511 HYDROCARBONS, NES, DERIVTS	1 232	281	180	025 PEARLS, PRECIOUS STONES	*	*	*
512 ALCOHOL, PHENOL, ETC. DERIV	1 122	213	126	182 TOOLS	27	48	31
513 CARBOXYLIC ACIDS, DERIVTS	9 713	1 642	1 025	396 TRACTORS	36	93	55
514 NITROGEN-FUNCT. COMPOUNDS	899	1 927	1 182	764 TELECOMM. EQUIP. PARTS NES	4	88	53
515 ORGANIC-INORGANIC COMPOUNDS	357	5 543	3 396	772 ELEC. SWITCH, RELAY, CIRCUIT	14	139	90
516 OTHER ORGANIC CHEMICALS	330	546	325	831 TRUNK, SUIT-CASES, BAG, ETC	44	245	153
522 INORGANIC CHEM. ELEMENTS	1 644	477	291	EXPORTS	23 944	20 152	12 308
523 METAL, SALTS, INORGAN. ACID	3 637	418	245	022 MILK AND CREAM	931	86	51
531 SYNTH. COLOURS, LAKES, ETC.	752	2 695	1 682	061 SUGARS, MOLASSES, HONEY	931	57	34
532 DYEING, TANNING MATERIALS	156	63	38	081 ANIMAL FEED STUFF	510	81	52
533 PIGMENTS, PAINTS, ETC.	2 111	2 303	1 417	513 CARBOXYLIC ACIDS, DERIVTS	210	52	35
541 MEDICINES, ETC. EXC. GRP542	123	1 521	966	514 NITROGEN-FUNCT. COMPOUNDS	104	78	46
542 MEDICAMENTS	716	8 049	4 966	515 ORGANIC-INORGANIC COMPOUNDS	239	229	146
551 ESSENTIAL OIL, PERFUME, FLAVR	254	827	510	516 OTHER ORGANIC CHEMICALS	63	80	52
553 PERFUMERY, COSMETICS, ETC.	232	271	168	522 INORGANIC CHEM. ELEMENTS	306	147	89
554 SOAP, CLEANERS, POLISH, ETC	5 452	1 372	853	523 METAL, SALTS, INORGAN. ACID	1 964	127	79
562 FERTILIZER, EXCEPT GRP272	20 370	620	365	533 PIGMENTS, PAINTS, ETC.	97	52	34
571 POLYMERS OF ETHYLENE	2 127	347	209	541 MEDICINES, ETC. EXC. GRP542	34	583	356
572 POLYMERS OF STYRENE	740	268	165	542 MEDICAMENTS	371	745	456
573 POLYMERS, VINYL CHLORIDE	2 269	592	374	562 FERTILIZER, EXCEPT GRP272	430	119	75
574 POLYACETAL, POLYCARBONATE	75	55	32	591 INSECTICIDES, ETC.	314	754	479
575 OTH. PLASTIC, PRIMARY FORM	1 745	900	561	598 MISC. CHEMICAL PRODS. NES	136	373	228
581 PLASTIC TUBE, PIPE, HOSE	135	481	293	611 LEATHER	34	97	62
582 PLASTIC PLATE, SHEETS, ETC	292	282	174	629 ARTICLES OF RUBBER, NES	18	51	31
591 INSECTICIDES, ETC.	290	693	415	642 PAPER, PAPERBOARD, CUT ETC	139	155	98
592 STARCHES, INULIN, ETC.	350	258	162	657 SPECIAL YARN, TXTL. FABRIC	11	70	45
598 MISC. CHEMICAL PRODS. NES	2 203	1 430	877	662 CLAY, REFRACT. CONSTR. MATRL	1 454	147	92
621 MATERIALS OF RUBBER	32	55	35	664 GLASS	2 044	147	95
625 RUBBER TYRES, TUBES, ETC.	2 066	310	192	665 GLASSWARE	63	75	43
629 ARTICLES OF RUBBER, NES	120	265	161	673 FLAT-ROLLED IRON ETC.	6 546	356	209
635 WOOD MANUFACTURES, NES	199	133	86	674 FLAT-ROLLED PLATED IRON	2 534	229	145
641 PAPER AND PAPERBOARD	1 072	358	221	675 FLAT-ROLLED, ALLOY STEEL	260	92	57
642 PAPER, PAPERBOARD, CUT ETC	82	92	55	693 WIRE PRODUCTS EXCL. ELECT	149	61	35
653 FABRICS, MAN-MADE FIBRES	18	66	39	696 TOOLS	75	187	112
657 SPECIAL YARN, TXTL. FABRIC	55	89	53	699 MANUFACT. BASE METAL, NES	26	54	34
662 CLAY, REFRACT. CONSTR. MATRL	1 601	159	99	724 TEXTILE, LEATHER MACHINES	112	129	81
663 MINERAL MANUFACTURES, NES	931	762	469	726 PRINTING, BOOKBINDING MACHS	3	63	38
665 GLASSWARE	129	117	71	727 FOOD-PROCESS. MCH. NON DOM	14	99	61
666 POTTERY	25	95	60	728 OTH. MACH, PTS, SPCL INDUSTR	73	201	129
671 PIG IRON, SPIEGELEISN, ETC	658	77	48	735 PARTS, NES, FOR MACH-TOOLS	34	134	77
673 FLAT-ROLLED IRON ETC.	35 608	2 502	1 516	742 PUMPS FOR LIQUIDS, PARTS	6	63	40
674 FLAT-ROLLED PLATED IRON	9 785	860	526	743 PUMPS NES, CENTRIFUGS ETC	23	277	167
676 IRON, STL. BAR, SHAPES ETC.	1 541	201	123	745 OTH. NONELEC MCH, TOOL, NES	63	576	371
678 WIRE OF IRON OR STEEL	184	162	104	748 TRANSMISSIONS SHAFTS ETC	37	176	110
679 TUBES, PIPES, ETC. IRON, STL	80	52	30	752 AUTOMAT. DATA PROC. EQUIP	82	1 114	677
682 COPPER	733	793	500	764 TELECOMM. EQUIP. PARTS NES	402	5 783	3 409
683 NICKEL	5	48	32	772 ELEC. SWITCH, RELAY, CIRCUIT	211	1 357	826
684 ALUMINIUM	2 865	2 216	1 359	773 ELECTR. DISTRIB. EQPT NES	651	632	396
693 WIRE PRODUCTS EXCL. ELECT	173	67	43	778 ELECTRIC. MACH. APPART. NES	8	63	34
694 NAILS, SCREWS, NUTS, ETC.	688	495	302	781 PASS. MOTOR VEHCL. EX. BUS	32	122	78
695 TOOLS	931	1 432	885	784 PARTS, TRACTORS, MOTOR VEH	26	129	80
696 CUTLERY	41	180	107	872 MEDICAL INSTRUMENTS NES	6	98	60
697 HOUSEHOLD EQUIPMENT, NES	46	111	70	873 METERS, COUNTERS, NES	5	54	33
699 MANUFACT. BASE METAL, NES	371	563	342	874 MEASURE, CONTROL INSTRMNT	9	167	95
713 INTRNL COMBUS PSTN ENGIN	510	411	253	885 WATCHES AND CLOCKS	828	529	329
716 ROTATING ELECTRIC PLANT	94	265	159	895 OFFICE, STATIONERY SUPPLS	19	107	68
722 TRACTORS	180	180	104	COSTA RICA			
723 CIVIL ENGINEERING EQUIPT	244	301	186	IMPORTS	4 369 267	611 828	377 590
724 TEXTILE, LEATHER MACHINES	714	3 444	2 154	036 CRUSTACEANS, MOLLUSCS ETC	175	220	140
725 PAPER, PULP MILL MACHINES	207	459	286	054 VEGETABLES	898	137	77
726 PRINTING, BOOKBINDING MACHS	706	3 627	2 165	057 FRUIT, NUTS EXCL. OIL NUTS	3 942 012	442 434	273 108
727 FOOD-PROCESS. MCH. NON DOM	45	207	122	058 FRUIT, PRESERVED, PREPARED	50 006	6 202	3 820
728 OTH. MACH, PTS, SPCL INDUSTR	206	1 210	752	059 FRUIT, VEGETABLE JUICES	26 868	3 560	2 153
733 MACH-TOOLS, METAL-WORKING	102	102	61	071 COFFEE, COFFEE SUBSTITUTE	269 296	102 568	63 346
735 PARTS, NES, FOR MACH-TOOLS	8	57	35	072 CACAO	408	72	45
741 HEATING, COOLING EQUIP, PART	73	277	168	075 SPICES	281	97	60
742 PUMPS FOR LIQUIDS, PARTS	20	199	121	119 WOOD, SIMPLY WORKED	533	453	288
743 PUMPS NES, CENTRIFUGS ETC	76	607	377	288 NON-FERROUS WASTE, SCRAP	568	177	112
744 MECHANICAL HANDLING EQUIP	37	156	93	291 CRUDE ANIMAL MATERIALS, NES	7 049	506	315
745 OTH. NONELEC MCH, TOOL, NES	74	699	438	292 CRUDE VEG. MATERIALS, NES	66 047	42 286	25 989
746 BALL OR ROLLER BEARINGS	11	60	35	541 MEDICINES, ETC. EXC. GRP542	22	72	47
747 TAPS, COCKS, VALVES, ETC.	10	137	82	553 PERFUMERY, COSMETICS, ETC.	33	72	45
748 TRANSMISSIONS SHAFTS ETC	144	475	294	629 ARTICLES OF RUBBER, NES	659	461	291
749 NON-ELECT MACH. PARTS, ETC	35	195	119	635 WOOD MANUFACTURES, NES	543	438	278
751 OFFICE MACHINES	60	127	76	659 FLOOR COVERINGS, ETC.	509	193	118
752 AUTOMAT. DATA PROC. EQUIP	36	689	432	684 ALUMINIUM	1 044	437	281
764 TELECOMM. EQUIP. PARTS NES	563	9 798	6 139	724 TEXTILE, LEATHER MACHINES	136	95	54
771 ELECT POWER MACHNY PARTS	137	213	126	735 PARTS, NES, FOR MACH-TOOLS	*	*	*
772 ELEC. SWITCH, RELAY, CIRCUIT	577	3 703	2 307	737 METALWORKING MACHNY NES	43	1 221	746
773 ELECTR. DISTRIB. EQPT NES	389	478	298	745 OTH. NONELEC MCH, TOOL, NES	3	643	386
774 ELECTRO-MEDCL. XRAY EQUIP	8	580	341	771 ELECT POWER MACHNY PARTS	3	643	386
775 DOM. ELEC. NON-ELEC. EQUIPT	31	91	57	772 ELEC. SWITCH, RELAY, CIRCUIT	866	5 268	3 270
778 ELECTRIC. MACH. APPART. NES	72	679	409	821 FURNITURE, CUSHIONS, ETC.	296	106	62
781 PASS. MOTOR VEHCL. EX. BUS	2 212	7 358	4 586	841 MENS, BOYS CLOTHING, X-KNIT	286	1 695	1 054
782 GOODS, SPCL TRANSPORT VEH	184	59	37	851 FOOTWEAR	32	141	90
784 PARTS, TRACTORS, MOTOR VEH	473	960	586	872 MEDICAL INSTRUMENTS NES	102	61	36
821 FURNITURE, CUSHIONS, ETC.	218	216	130	897 GOLD, SILVERWARE, JEWEL NES	19	378	232
872 MEDICAL INSTRUMENTS NES	41	1 162	734				
874 MEASURE, CONTROL INSTRMNT	101	2 255	1 410				
881 PHOTOGRAPH APPAR. ETC. NES	23	123	80				
882 PHOTO. CINEMATOGRPH. SUPPL	610	1 000	623				
884 OPTICAL GOODS NES		85	50				
892 PRINTED MATTER	60	168	102				
893 ARTICLES, NES, OF PLASTICS	265	667	403				
895 OFFICE, STATIONERY SUPPLS	156	868	533				

7 IMPORTS AND EXPORTS (SPECIAL TRADE) BY COUNTRIES OF PRODUCTION AND CONSUMPTION AND BY GROUPS OF THE SITC-REV. III 1994

GROUP DESCRIPTION	DT = 100 KG	1 000 DM	1 000 \$	GROUP DESCRIPTION	DT = 100 KG	1 000 DM	1 000 \$
EXPORTS							
048 CEREAL PREPARATIONS	211 195	147 919	91 390	792 AIRCRAFT, ASSOCTD. EQUIPNT	7	1 068	671
058 FRUIT, PRESERVED, PREPARED	6 794	359	223	813 LIGHTNG FIXTURES ETC. NES	52	267	154
071 COFFEE, COFFEE SUBSTITUTE	120	59	36	842 WOMEN, GIRL CLOTHNG, KNIT	12	106	64
079 CHOCOLATE, OTH. COCOA PREP	377	287	178	844 WOMEN, GIRLS CLOTHNG, KNIT	12	97	62
081 ANIMAL FEED STUFF	666	384	245	851 FOOTWEAR	12	83	50
098 EDIBLE PROD. PREPRTNS, NES	922	284	175	871 OPTICAL INSTRUMENTS, NES	8	426	263
112 ALCOHOLIC BEVERAGES	171	106	65	872 MEDICAL INSTRUMENTS NES	219	1 767	1 102
232 SYNTHETIC RUBBER, ETC.	574	239	152	873 METERS, COUNTERS, NES	5	67	40
292 CRUDE VEG. MATERIALS, NES	1 613	589	360	874 MEASURE, CONTROL INSTRMNT	55	1 433	877
334 PETROLEUM PRODUCTS	116	137	82	881 PHOTOGRAPH APPAR. ETC. NES	218	2 903	1 814
335 RESIDUAL PETROL. PRODUCTS	912	155	93	882 PHOTO. CINEMATOGRPH. SUPPL	422	837	519
431 ANIMAL, VEG. FATS, OILS, NES	6 834	908	562	884 OPTICAL GOODS NES		154	93
511 HYDROCARBONS, NES, DERIVTS	299	121	77	885 WATCHES AND CLOCKS	11	109	71
512 ALCOHOL, PHENOL, ETC. DERIV	830	120	75	892 PRINTED MATTER	215	320	202
513 CARBOXYLIC ACIDS, DERIVTS	1 165	458	279	893 ARTICLES, NES, OF PLASTICS	1 234	1 011	611
514 NITROGEN-FUNCT. COMPOUNDS	6 783	1 043	657	894 BABY CARRIAGE, TOYS, GAMES	25	101	62
515 ORGANIC-INORGANIC COMPNDS	819	675	417	895 OFFICE, STATIONERY SUPPLS	219	901	547
516 OTHER ORGANIC CHEMICALS	469	1 127	688	897 GOLD, SILVERWARE, JEWEL NES	1	854	490
522 INORGANIC CHEM. ELEMENTS	1 792	619	380	898 MUSICAL INSTRUMENTS, ETC.	90	431	266
523 METAL. SALTS, INORGAN. ACID	7 095	1 648	1 018	899 MISC MANUFCTRD GOODS NES	125	408	250
531 SYNTH. COLOURS, LAKES, ETC.	15 168	1 090	666	PANAMA			
532 DYEING, TANNING MATERIALS	434	1 343	100	IMPORTS			
533 PIGMENTS, PAINTS, ETC.	1 295	159	100	034 FISH, FRESH, CHILLED, FROZN	1 966 023	207 948	129 666
541 MEDICINES, ETC. EXC. GRP542	2 148	2 046	1 268	057 FRUIT, NUTS EXCL. OIL NUTS	764	521	332
542 MEDICAMENTS	411	1 863	1 136	058 FRUIT, PRESERVED, PREPARED	1 911 244	192 062	119 934
551 ESSNTL. OIL, PERFUME, FLAVR	435	2 915	1 809	059 FRUIT, VEGETABLE JUICES	27 260	3 226	1 967
553 PERFUMERY, COSMETICS, ETC.	695	1 181	733	071 COFFEE, COFFEE SUBSTITUTE	201	76	50
554 SOAP, CLEANERS, POLISH, ETC	5 020	1 684	1 035	112 ALCOHOLIC BEVERAGES	6 317	2 083	1 248
562 FERTILIZER, EXCEPT GRP272	596	209	123	121 TOBACCO, UNMANUFACTURED	301	83	52
572 POLYMERS OF STYRENE	8 719	1 474	915	263 COTTON	682	666	391
573 POLYMERS, VINYL CHLORIDE	226	115	74	282 WOOL, OTHER ANIMAL HAIR	1 581	165	102
574 POLYACETAL, POLYCARBONATE	638	285	176	292 CRUDE VEG. MATERIALS, NES	1 125	62	36
575 OTH. PLASTIC, PRIMARY FORM	15 846	2 572	1 598	411 ANIMAL OILS AND FATS	6 314	4 385	2 713
579 PLASTIC WASTE, SCRAP ETC	378	55	32	551 ESSNTL. OIL, PERFUME, FLAVR	7 500	446	256
581 PLASTIC TUBE, PIPE, HOSE	574	1 935	1 207	553 PERFUMERY, COSMETICS, ETC.	204	139	84
582 PLASTIC PLATE, SHEETS, ETC	5 185	5 180	3 176	598 MISC. CHEMICAL PRODN. NES	27	379	241
591 INSECTICIDES, ETC.	8 432	19 848	12 318	625 RUBBER TYRES, TUBES, ETC.	8	468	285
592 STARCHES, INULIN, ETC.	540	522	324	881 PHOTOGRAPH APPAR. ETC. NES	27	458	275
599 EXPLOSIVES, PYROTECHNICS	25	89	53	882 PHOTO. CINEMATOGRPH. SUPPL	132	1 288	753
597 PREPRD ADDITIVES, LIQUIDS	497	168	102	884 OPTICAL GOODS NES	13	437	262
598 MISC. CHEMICAL PRODN. NES	6 968	3 015	1 862	896 WORKS OF ART, ANTIQUE ETC		224	137
629 ARTICLES OF RUBBER, NES	79	357	227	972 MONETARY GOLD, GOLD COINS		80	47
641 PAPER AND PAPERBOARD	4 980	741	465	EXPORTS			
642 PAPER, PAPERBOARD, CUT ETC	373	358	218	011 BOVINE MEAT	298 428	212 588	131 358
651 TEXTILE YARN	76	64	40	048 CEREAL PREPARATIONS	173	79	47
653 FABRICS, MAN-MADE FIBRES	94	274	169	054 VEGETABLES	27 980	1 046	659
656 TULLE, LACE, EMBROIDRY, ETC	11	84	52	081 ANIMAL FEED STUFF	3 013	858	545
657 SPECIAL YARN, TXTL. FABRIC	215	295	185	112 ALCOHOLIC BEVERAGES	135	103	65
662 CLAY, REFRCT. CONSTR. MATRL	1 388	143	85	122 TOBACCO, UNMANUFACTURED	1 442	367	229
663 MINERAL MANUFACTURES, NES	1 370	163	716	232 SYNTHETIC RUBBER, ETC.	122	313	185
664 GLASS	907	202	128	292 CRUDE VEG. MATERIALS, NES	444	165	105
665 GLASSWARE	343	331	201	334 PETROLEUM PRODUCTS	149	127	78
666 POTTERY	115	105	66	512 ALCOHOL, PHENOL, ETC. DERIV	609	74	48
673 FLAT-ROLLED IRON ETC.	26 348	2 061	1 267	513 CARBOXYLIC ACIDS, DERIVTS	100	67	42
674 FLAT-ROLLED PLATED IRON	24 008	2 655	1 654	514 NITROGEN-FUNCT. COMPOUNDS	779	242	150
675 FLAT-ROLLED, ALLOY STEEL	464	113	63	515 ORGANIC-INORGANIC COMPNDS	118	183	111
676 IRON, STL. BAR, SHAPES ETC.	382	100	62	516 OTHER ORGANIC CHEMICALS	232	5 270	3 284
678 WIRE OF IRON OR STEEL	3 026	310	193	522 INORGANIC CHEM. ELEMENTS	424	919	567
682 COPPER	581	404	249	523 METAL. SALTS, INORGAN. ACID	863	186	108
683 NICKEL	4	63	40	531 SYNTH. COLOURS, LAKES, ETC.	16 925	1 267	791
684 ALUMINIUM	793	808	490	532 DYEING, TANNING MATERIALS	1 208	2 186	1 352
693 WIRE PRODUCTS EXCL. ELECT	296	133	82	533 PIGMENTS, PAINTS, ETC.	353	151	94
694 NAILS, SCREWS, NUTS, ETC.	452	404	240	541 MEDICINES, ETC. EXC. GRP542	968	980	604
695 TOOLS	866	2 242	1 380	542 MEDICAMENTS	747	20 983	12 946
696 CUTLERY	77	446	277	543 INSECTICIDES, ETC.	1 577	22 981	14 192
697 HOUSEHOLD EQUIPMENT, NES	59	237	151	551 ESSNTL. OIL, PERFUME, FLAVR	56	123	77
699 MANUFACTS. BASE METAL, NES	1 096	1 319	814	553 PERFUMERY, COSMETICS, ETC.	1 710	7 954	4 905
713 INTRNL COMBUS PSTN ENGIN	147	815	509	554 SOAP, CLEANERS, POLISH, ETC	683	294	182
716 ROTATING ELECTRIC PLANT	26	152	92	562 FERTILIZER, EXCEPT GRP272	1 371	82	52
718 OTH. POWR. GENRTNG. MACHNRY	17	49	34	572 POLYMERS OF STYRENE	3 600	695	423
721 AGRIC. MACHINES, EX. TRACTR	12	103	68	573 POLYMERS, VINYL CHLORIDE	1 199	331	205
722 TRACTORS	2 122	2 231	1 367	574 POLYACETAL, POLYCARBONATE	247	65	42
723 CIVIL ENGINEERING EQUIPT	172	180	114	575 OTH. PLASTIC, PRIMARY FORM	221	242	148
724 TEXTILE, LEATHER MACHINES	41	839	518	581 PLASTIC TUBE, PIPE, HOSE	48	193	122
725 PAPER, PULP MILL MACHINES	51	146	87	582 PLASTIC PLATE, SHEETS, ETC	753	632	395
726 PRINTNG, BOOKBINDNG MACHS	1 135	6 760	4 205	591 INSECTICIDES, ETC.	78	71	42
727 FOOD-PROCESS. MCH. NON DOM	288	2 106	1 283	592 STARCHES, INULIN, ETC.	1 026	2 606	1 589
728 OTH. MACH. PTS, SPCL. INDUSTR	1 237	4 187	2 622	598 MISC. CHEMICAL PRODN. NES	351	129	82
731 METAL REMOVAL WORK TOOLS	18	50	32	625 RUBBER TYRES, TUBES, ETC.	1 277	998	616
733 MACH-TOOLS, METAL-WORKING	1 140	3 503	2 213	629 ARTICLES OF RUBBER, NES	1 334	103	65
735 PARTS, NES, FOR MACH-TOOLS	43	232	178	635 WOOD MANUFACTURES, NES	174	622	383
737 METALWORKING MACHNRY NES	8	190	121	641 PAPER AND PAPERBOARD	1 849	341	219
741 HEATNG, COOLNG EQIP, PART	69	448	283	642 PAPER, PAPERBOARD, CUT ETC	1 603	523	325
742 PUMPS FOR LIQUIDS, PARTS	35	269	165	643 COTTON FABRICS, WOVEN	769	220	137
743 PUMPS NES, CENTRIFUGS ETC	362	1 657	1 020	652 SPECIAL YARN, TXTL. FABRIC	55	118	72
744 MECHANICAL HANDLING EQIP	506	884	554	657 MINERAL MANUFACTURES, NES	113	225	144
745 OTH. NON-ELEC MCH, TOOL, NES	355	3 141	1 933	663 GLASS	197	179	105
746 BALL OR ROLLER BEARINGS	22	134	80	664 GLASS	2 822	295	184
747 TAPS, COCKS, VALVES, ETC.	42	288	169	665 GLASSWARE	1 278	1 130	691
748 TRANSMISSIONS SHAFTS ETC	131	553	337	666 POTTERY	179	534	333
749 NON-ELECT MACH. PARTS, ETC	93	507	313	674 FLAT-ROLLED PLATED IRON	24 029	3 646	2 271
751 OFFICE MACHINES	7	287	173	676 IRON, STL. BAR, SHAPES ETC.	19 564	1 102	700
752 AUTOMATC. DATA PROC. EQIP	47	394	243	679 TUBES, PIPES, ETC. IRON, STL	85	60	37
759 PARTS, FOR OFFICE MACHINS	4	165	98	684 ALUMINIUM	103	169	107
764 TELECOMM. EQIP. PARTS NES	231	3 932	2 524	685 LEAD	245	64	38
771 ELECT. POWER MACHNRY, PARTS	215	358	214	686 CONTAINERS, STORAGE, TRNSP	39	161	105
772 ELEC. SWITCH, RELAY, CIRCUIT	916	6 054	3 671	692 WIRE PRODUCTS EXCL. ELECT	169	74	44
773 ELECTR. DISTRIB. EQIP NES	817	871	540	693 WIRE PRODUCTS EXCL. ELECT	155	108	65
774 ELECTRO-MEDCL. XRAY EQIP	33	890	557	694 NAILS, SCREWS, NUTS, ETC.	717	1 936	1 192
775 DOM. ELEC. NON-ELEC. EQIPPT	151	603	384	695 TOOLS	54	543	336
778 ELECTRIC MACH. APPART. NES	269	1 746	1 078	699 MANUFACTS. BASE METAL, NES	273	405	249
781 PASS. MOTOR VEHCLS. EX. BUS	4 590	10 119	6 241	713 INTRNL COMBUS PSTN ENGIN	685	2 979	1 819
782 GOODS, SPCL. TRANSPRT VEH	286	564	362	716 ROTATING ELECTRIC PLANT	24	116	71
784 PARTS, TRACTORS, MOTOR VEH	905	2 780	1 725	721 AGRIC. MACHINES, EX. TRACTR	84	137	81
785 CYCLES, MOTORCYCLES ETC.	71	293	182				
786 TRAILERS, SEMI-TRAILR, ETC	230	130	82				

7 IMPORTS AND EXPORTS (SPECIAL TRADE) BY COUNTRIES OF PRODUCTION AND CONSUMPTION AND BY GROUPS OF THE SITC-REV. III 1994

GROUP DESCRIPTION	DT = 100 KG	1 000 DM	1 000 \$	GROUP DESCRIPTION	DT = 100 KG	1 000 DM	1 000 \$
722 TRACTORS	315	288	166	523 METAL. SALTS, INORGAN. ACID	2 356	331	201
723 CIVIL ENGINEERING EQUIPT	100	74	47	531 SYNTH. COLOURS, LAKES, ETC.	1 55	251	158
724 TEXTILE, LEATHER MACHINES	22	152	96	533 PIGMENTS, PAINTS, ETC.	1 837	551	336
725 PAPER, PULP MILL MACHINES	89	493	314	541 MEDICINES, ETC. EXC. GRP542	380	2 436	1 493
726 PRINTING, BOOKBINDING MACHS	68	322	194	542 MEDICAMENTS	522	1 291	795
727 FOOD-PROCESS. MCH. NON DOM	91	505	326	554 SOAP, CLEANERS, POLISH, ETC	1 163	260	162
728 OTH. MACH. PTS, SPCL INDUST	962	4 669	2 896	562 FERTILIZER, EXCEPT GRP272	86 664	2 706	1 729
733 MACH-TOOLS, METAL-WORKING	148	1 682	1 084	574 POLYACETAL, POLYCARBONATE	309	87	61
735 PARTS, NES, FOR MACH-TOOLS	3	123	75	575 OTH. PLASTIC, PRIMARY FORM	565	491	307
737 METALWORKING MACHNRY NES	32	55	34	582 PLASTIC PLATE, SHEETS, ETC	130	324	200
741 HEATING, COOLING EQUIP, PART	327	1 317	830	591 INSECTICIDES, ETC.	5 443	5 902	3 597
742 PUMPS FOR LIQUIDS, PARTS	26	189	114	592 STARCHES, INULIN, ETC.	207	117	74
743 PUMPS NES, CENTRIFUGS ETC	104	619	384	597 PREPRD ADDITIVES, LIQUIDS	865	321	206
744 MECHANICAL HANDLING EQUIP	213	264	162	598 MISC. CHEMICAL PRODS. NES	814	731	455
745 OTH. NONELEC MCH, TOOL, NES	4 640	12 560	7 907	621 MATERIALS OF RUBBER	21	98	62
746 BALL OR ROLLER BEARINGS	6	67	36	625 RUBBER TYRES, TUBES, ETC.	7 202	1 054	679
747 TAPS, COCKS, VALVES, ETC.	117	441	275	629 ARTICLES OF RUBBER, NES	34	198	123
748 TRANSMISSIONS SHAFTS ETC	78	333	201	635 WOOD MANUFACTURES, NES	39	71	45
749 NON-ELECT MACH. PARTS, ETC	30	169	106	641 PAPER AND PAPERBOARD	1 593	261	166
751 OFFICE MACHINES	63	118	71	642 PAPER, PAPERBOARD, CUT ETC	48	57	34
764 TELECOMM. EQUIP. PARTS NES	13	582	343	657 SPECIAL YARN, TXTL. FABRIC	136	118	75
772 ELEC. SWITCH, RELAY, CIRCUIT	63	749	466	661 LIME, CEMENT, CONSTR. MATRL	1 426	112	64
773 ELECTR DISTRIB. EQPT NES	11	123	71	663 MINERAL MANUFACTURES, NES	132	229	138
774 ELECTRO-MEDCL. XRAY EQUIP	76	1 045	671	664 GLASS	81	119	74
778 ELECTRIC. MACH. APPART. NES	103	408	251	665 GLASSWARE	56	109	70
781 PASS. MOTOR VEHCLS. EX. BUS	8 588	26 285	16 234	671 PIG IRON, SPIEGELEISN, ETC	655	92	57
784 PARTS, TRACTORS, MOTOR VEH	674	1 814	1 116	673 FLAT-ROLLED IRON ETC.	4 563	379	228
793 SHIP, BOAT, FLOAT. STRUCTRS	146 420	36 709	22 696	674 FLAT-ROLLED PLATED IRON	946	55	33
813 LIGHTING FIXTURES ETC. NES	17	114	68	675 FLAT-ROLLED, ALLOY STEEL	8 361	1 330	876
821 FURNITURE, CUSHIONS, ETC.	465	563	345	676 IRON, STL. BAR, SHAPES ETC.	1 126	102	62
831 TRUNK, SUIT-CASES, BAG, ETC	657	13 663	8 443	679 TUBES, PIPES, ETC. IRON, STL	2 991	483	287
841 MENS, BOYS CLOTHING, X-KNIT	9	362	225	682 COPPER	236	177	112
851 FOOTWEAR	1 847	8 735	5 170	683 NICKEL	29	468	270
871 OPTICAL INSTRUMENTS, NES	3	137	84	684 ALUMINIUM	613	258	167
872 MEDICAL INSTRUMENTS NES	32	777	478	693 WIRE PRODUCTS EXCL. ELECT	59	47	31
873 METERS, COUNTERS, NES	2	71	42	695 TOOLS	18	67	43
874 MEASURE, CONTROL INSTRMNT	39	1 088	672	699 MANUFACT. BASE METAL, NES	443	1 362	848
881 PHOTOGRAPH APPAR. ETC. NES	1	95	61	712 STEAM TURBINES	146	1 531	986
882 PHOTO. CINEMATOGRPH. SUPPL	21	54	35	713 INTRNL COMBUS PSTN ENGIN	489	2 145	1 356
884 OPTICAL GOODS NES	2	298	179	716 ROTATING ELECTRIC PLANT	12	145	94
885 WATCHES AND CLOCKS	25	139	91	721 AGRIC. MACHINES, EX. TRACTR	175	481	280
892 PRINTED MATTER	248	276	173	724 TEXTILE, LEATHER MACHINES	17	460	286
893 ARTICLES, NES, OF PLASTICS	107	210	129	725 PAPER, PULP MILL MACHINES	92	275	176
894 BABY CARRIAGE, TOYS, GAMES	195	240	146	726 PRINTING, BOOKBINDING MACHS	183	1 626	1 048
895 OFFICE, STATIONERY SUPPLS	52	557	341	727 FOOD-PROCESS. MCH. NON DOM	189	298	192
897 GOLD, SILVERWARE, JEWEL NES		289	180	728 OTH. MACH. PTS, SPCL INDUST	38	429	271
898 MUSICAL INSTRUMENTS, ETC.	119	395	253	737 METALWORKING MACHNRY NES	21	224	141
899 MISC MANUFCTRD GOODS NES	67	324	203	741 HEATING, COOLING EQUIP, PART	126	838	518
				742 PUMPS FOR LIQUIDS, PARTS	29	300	189
ANGUILLA				743 PUMPS NES, CENTRIFUGS ETC	337	1 642	1 013
IMPORTS	317	58	35	744 MECHANICAL HANDLING EQUIP	52	283	172
				745 OTH. NONELEC MCH, TOOL, NES	109	1 193	741
EXPORTS	365	139	86	747 TAPS, COCKS, VALVES, ETC.	23	153	95
				748 TRANSMISSIONS SHAFTS ETC	294	365	232
CUBA				749 NON-ELECT MACH. PARTS, ETC	40	267	165
IMPORTS	248 327	48 661	30 200	751 OFFICE MACHINES	4	124	76
				752 AUTOMATC. DATA PROC. EQUIP	1	68	44
036 CRUSTACEANS, MOLLUSCS ETC	235	980	604	764 TELECOMM. EQUIP. PARTS NES	74	48	30
057 FRUIT, NUTS EXCL. OIL NUTS	17 325	1 414	885	771 ELECT POWER MACHNRY PARTS	25	91	55
059 FRUIT, VEGETABLE JUICES	28 284	7 478	4 683	772 ELEC. SWITCH, RELAY, CIRCUIT	17	274	166
061 SUGARS, MOLASSES, HONEY	36 135	3 440	2 128	774 ELECTRO-MEDCL. XRAY EQUIP	15	1 109	672
071 COFFEE, COFFEE SUBSTITUTE	12 402	4 582	2 936	775 DOM. ELEC. NON-ELEC. EQUIPT	7	81	52
072 COCOA	540	284	187	776 TRANSISTORS, VALVES, ETC.	1	57	35
112 ALCOHOLIC BEVERAGES	2 082	622	401	778 ELECTRIC. MACH. APPART. NES	1 104	881	539
121 TOBACCO, UNMANUFACTURED	3 429	2 030	1 246	781 PASS. MOTOR VEHCLS. EX. BUS	449	538	361
122 TOBACCO, MANUFACTURED	83	2 736	1 634	782 GOODS, SPCL TRANSPORT VEH	538	286	175
283 COPPER ORES, CONCENTRATES	115 224	6 051	3 777	783 ROAD MOTOR VEHICLES NES	808	71	45
287 ORE, CONCENTR. BASE METALS	31 169	735	477	784 PARTS, TRACTORS, MOTOR VEH	92	379	241
289 PREC. METAL ORES, CONCTRTS	5	5 884	3 376	785 CYCLES, MOTORCYCLES ETC.	86	286	185
291 CRUDE ANIMAL MATERLS. NES	13	69	42	791 RAILWAY VEHICLES, EQUIPNT	3	170	104
551 ESSNTL. OIL, PERFUME, FLAVR	780	611	391	821 FURNITURE, CUSHIONS, ETC.	62	72	44
872 MEDICAL INSTRUMENTS NES	1	97	57	831 TRUNK, SUIT-CASES, BAG, ETC	16	72	42
896 WORKS OF ART, ANTIQUE ETC	93	1 122	703	844 WOMEN, GIRLS CLOTHING. KNIT	3	54	31
961 COIN NONGOLD NONCURRENT	24	1 572	981	845 OTHR. TEXTILE APPAREL, NES	32	281	177
971 GOLD, NONMONTRY EXCL. ORES	8	8 191	5 161	851 FOOTWEAR	90	366	226
EXPORTS	268 845	65 136	40 557	871 OPTICAL INSTRUMENTS, NES	67	67	41
				872 MEDICAL INSTRUMENTS NES	98	1 014	621
017 MEAT, OFFL. PRPD, PRSVD, NES	5 944	1 924	1 232	874 MEASURE, CONTROL INSTRMNT	24	1 336	822
022 MILK AND CREAM	14 869	3 147	2 010	881 PHOTOGRAPH APPAR. ETC. NES	49	45	30
024 CHEESE AND CURD	2 438	1 216	740	882 PHOTO. CINEMATOGRPH. SUPPL	49	165	102
048 CEREAL PREPARATIONS	1 266	578	361	884 OPTICAL GOODS NES	102	67	41
056 VEGTABLES, PRPD, PRSVD, NES	1 127	326	212	892 PRINTED MATTER	68	137	88
058 FRUIT, PRESERVED, PREPARED	1 331	102	64	893 ARTICLES, NES, OF PLASTICS	128	471	290
061 SUGARS, MOLASSES, HONEY	1 804	326	202	895 OFFICE, STATIONERY SUPPLS	19	110	70
081 ANIMAL FEED STUFF	173	61	38	899 MISC MANUFCTRD GOODS NES	67	1 502	947
098 EDIBLE PROD. PREPRTRS, NES	47	64	37	961 COIN NONGOLD NONCURRENT	48	48	30
111 NON-ALCOHOL. BEVERAGE, NES	6 862	569	362	ST CHRISTOPH			
112 ALCOHOLIC BEVERAGES	7 380	937	587	IMPORTS	1 158	140	83
122 TOBACCO, MANUFACTURED	13	119	71	112 ALCOHOLIC BEVERAGES	1 157	129	78
232 SYNTHETIC RUBBER, ETC.	201	99	64	EXPORTS	992	322	199
273 STONE, SAND AND GRAVEL	3 165	154	94	061 SUGARS, MOLASSES, HONEY	860	74	43
278 OTHER CRUDE MINERALS	4 075	120	77	784 PARTS, TRACTORS, MOTOR VEH	14	59	37
292 CRUDE VEG. MATERIALS, NES	26	108	70	HAITI			
334 PETROLEUM PRODUCTS	856	164	105	IMPORTS	39 055	9 264	5 710
335 RESIDUAL PETROL. PRODUCTS	1 565	284	181				
342 LIQUEFIED PROPANE, BUTANE	69 166	1 625	956	058 FRUIT, PRESERVED, PREPARED	5 051	858	530
431 ANIMAL, VEG. FATS, OILS, NES	132	79	48	071 COFFEE, COFFEE SUBSTITUTE	3 326	1 004	632
512 ALCOHOL, PHENOL, ETC. DERIV	1 072	177	107	129 COCOA	29 915	6 161	3 799
513 CARBOXYLIC ACIDS, DERIVTS	2 657	555	343	075 SPICES	336	55	34
514 NITROGEN-FUNCT. COMPOUNDS	91	206	129	82 CRUDE VEG. MATERIALS, NES	126	169	104
515 ORGANO-INORGANIC COMPNDS	251	1 524	961	ESSNTL. OIL, PERFUME, FLAVR	60	427	260
516 OTHER ORGANIC CHEMICALS	33	138	82				
522 INORGANIC CHEM. ELEMENTS	280	157	97				

7 IMPORTS AND EXPORTS (SPECIAL TRADE) BY COUNTRIES OF PRODUCTION AND CONSUMPTION AND BY GROUPS OF THE SITC-REV. III 1994

GROUP DESCRIPTION	DT = 100 KG	1 000 DM	1 000 \$	GROUP DESCRIPTION	DT = 100 KG	1 000 DM	1 000 \$
894 BABY CARRIAGE, TOYS, GAMES	81	256	153	DOMINIC REP			
899 MISC MANUFACTRD GOODS NES	91	124	73				
EXPORTS	140 568	20 597	12 688	IMPORTS	667 785	94 941	59 180
022 MILK AND CREAM	51 443	9 352	5 829	054 VEGETABLES	2 963	608	378
048 CEREAL PREPARATIONS	5 761	395	241	057 FRUIT, NUTS EXCL. OIL NUTS	258 349	34 115	21 155
061 SUGARS, MOLASSES, HONEY	4 135	341	218	058 FRUIT, PRESERVED, PREPARED	1 647	484	302
112 ALCOHOLIC BEVERAGES	1 252	189	120	059 FRUIT, VEGETABLE JUICES	2 218	59	36
267 OTHER MAN-MADE FIBRES	1 056	632	393	071 COFFEE, COFFEE SUBSTITUTE	5 582	2 539	1 585
292 CRUDE VEG. MATERIALS, NES	478	242	149	072 COCOA	1 145	385	241
335 RESIDUAL PETROL. PRODUCTS	1 272	137	87	098 EDIBLE PROD. PREPRNTS, NES	2 120	518	316
512 ALCOHOL, PHENOL, ETC. DERIV	450	135	85	111 NON-ALCOHOL. BEVERAGE, NES	307	101	61
514 NITROGEN-FUNCT. COMPOUNDS	163	78	50	121 TOBACCO, UNMANUFACTURED	2 465	1 030	640
523 METAL, SALTS, INORGAN. ACID	1 630	109	68	122 TOBACCO, MANUFACTURED	347	2 800	1 740
533 PIGMENTS, PAINTS, ETC.	354	153	93	292 CRUDE VEG. MATERIALS, NES	191	153	91
541 MEDICINES, ETC. EXC. GRP542	56	456	280	334 PETROLEUM PRODUCTS	261 710	6 793	4 474
542 MEDICAMENTS	60	358	209	667 PEARLS, PRECIOUS STONES			
553 PERFUMERY, COSMETICS, ETC.	55	118	69	671 PIG IRON, SPIEGELEISN, ETC	128 808	40 470	25 190
562 FERTILIZER, EXCEPT GRP272	47 000	1 158	674	737 METALWORKING MACHNRY NES	126	826	498
573 POLYMERS, VINYL CHLORIDE	360	107	63	772 ELEC. SWITCH, RELAY, CIRCUIT	8	181	118
583 MONOFILAMENT OF PLASTICS	124	167	101	778 ELECTRIC. MACH. APPART. NES	52	207	129
591 INSECTICIDES, ETC.	18	130	75	843 MENS, BOYS CLOTHING, KNIT	212	597	348
592 STARCHES, INULIN, ETC.	508	94	57	845 OTHR. TEXTILE APPAREL, NES	346	794	506
663 MINERAL MANUFACTURES, NES	352	224	135	848 CLOTHNG, NONTXLT; HEADGEAR	158	964	567
664 GLASS	1 913	265	165	893 ARTICLES, NES, OF PLASTICS	77	209	121
665 GLASSWARE	1 684	261	160	894 BABY CARRIAGE, TOYS, GAMES	48	226	142
673 FLAT-ROLLED IRON ETC.	17 337	1 434	861	899 MISC MANUFACTRD GOODS NES	9	65	42
695 TOOLS	56	81	48	EXPORTS	1 461 961	114 615	70 530
699 MANUFACTS. BASE METAL, NES	208	141	83	022 MILK AND CREAM	500	128	84
727 FOOD-PROCESS. MCH. NON DOM	23	91	55	041 WHEAT, MESLIN, UNMILLED	1 207 632	21 982	13 500
728 OTH. MACH. PTS, SPCL INDUST	15	105	62	048 CEREAL PREPARATIONS	3 387	275	173
743 PUMPS NES, CENTRIFUGS ETC	15	57	36	061 SUGARS, MOLASSES, HONEY	14 224	747	472
781 PASS. MOTOR VEHCLS. EX. BUS	51	109	67	075 SPICES	167	101	62
782 GOODS, SPCL TRANSPRT VEH	43	77	50	081 ANIMAL FEED STUFF	679	621	382
784 PARTS, TRACTORS, MOTOR VEH	25	148	91	098 EDIBLE PROD. PREPRNTS, NES	150	185	114
872 MEDICAL INSTRUMENTS NES	72	74	45	111 NON-ALCOHOL. BEVERAGE, NES	181	126	78
874 MEASURE, CONTROL INSTRMNT	14	53	30	112 ALCOHOLIC BEVERAGES	2 292	419	258
892 PRINTED MATTER	258	1 717	1 092	232 SYNTHETIC RUBBER, ETC.	168	75	47
893 ARTICLES, NES, OF PLASTICS	73	76	45	278 OTHER CRUDE MINERALS	1 363	52	32
895 OFFICE, STATIONERY SUPPLS	6	58	36	292 CRUDE VEG. MATERIALS, NES	285	382	236
897 GOLD, SILVERWARE, JEWEL NES	1	85	50	334 PETROLEUM PRODUCTS	976	142	89
BAHAMAS				335 RESIDUAL PETROL. PRODUCTS	62 763	6 004	3 688
IMPORTS	6 536	12 516	7 750	431 ANIMAL, VEG. FATS, OILS, NES	548	120	73
036 CRUSTACEANS, MOLLUSCS ETC	16	93	57	512 ALCOHOL, PHENOL, ETC. DERIV	2 059	540	336
112 ALCOHOLIC BEVERAGES	5 897	5 281	3 251	513 CARBOXYLIC ACIDS, DERIVTS	1 048	302	189
513 CARBOXYLIC ACIDS, DERIVTS	72	1 412	899	514 NITROGEN-FUNCT. COMPOUNDS	791	319	191
515 ORGANO-INORGANIC COMPNDS		267	169	515 ORGANO-INORGANIC COMPNDS	364	580	368
541 MEDICINES, ETC. EXC. GRP542	1	2 354	1 412	516 OTHER ORGANIC CHEMICALS	143	222	135
725 PAPER, PULP MILL MACHINES	2	152	90	522 INORGANIC CHEM. ELEMENTS	2 102	933	579
752 AUTOMATC. DATA PROC. EQUIP	24	192	119	523 METAL, SALTS, INORGAN. ACID	20 281	1 154	701
759 PARTS, FOR OFFICE MACHINS	17	57	34	531 SYNTH. COLOURS, LAKES, ETC.	558	1 477	910
793 SHIP, BOAT, FLOAT, STRUCTRS	14	122	79	532 DYEING, TANNING MATERIALS	786	114	69
899 MISC MANUFACTRD GOODS NES	5	1 735	1 114	533 PIGMENTS, PAINTS, ETC.	4 675	1 526	957
961 COIN NONGOLD NONCURRENT		80	49	541 MEDICINES, ETC. EXC. GRP542	374	1 799	1 108
EXPORTS	54 493	29 931	18 404	542 MEDICAMENTS	483	2 924	1 795
022 MILK AND CREAM	6 099	777	490	551 ESSNTL. OIL, PERFUME, FLAVR	506	1 035	628
024 CHEESE AND CURD	360	151	94	553 PERFUMERY, COSMETICS, ETC.	125	405	255
048 CEREAL PREPARATIONS	2 780	101	62	554 SOAP, CLEANERS, POLISH, ETC	4 895	1 009	619
112 ALCOHOLIC BEVERAGES	10 162	1 495	921	562 FERTILIZER, EXCEPT GRP272	188	118	72
515 ORGANO-INORGANIC COMPNDS	880	9 144	5 609	571 POLYMERS OF ETHYLENE	1 671	269	171
541 MEDICINES, ETC. EXC. GRP542	1	137	84	572 POLYMERS OF STYRENE	681	109	67
542 MEDICAMENTS	8	82	50	573 POLYMERS, VINYL CHLORIDE	2 436	589	372
553 PERFUMERY, COSMETICS, ETC.	284	2 044	1 270	574 POLYACETAL, POLYCARBONATE	3 265	609	383
582 PLASTIC PLATE, SHEETS, ETC	50	125	80	575 OTH. PLASTIC, PRIMARY FORM	4 610	1 421	883
625 RUBBER TYRES, TUBES, ETC.	71	55	37	581 PLASTIC TUBE, PIPE, HOSE	194	641	386
635 WOOD MANUFACTURES, NES	6	159	99	582 PLASTIC PLATE, SHEETS, ETC	319	259	157
665 GLASSWARE	23 916	2 068	1 281	591 INSECTICIDES, ETC.	1 817	2 212	1 396
666 POTTERY	294	561	353	592 STARCHES, INULIN, ETC.	2 278	441	270
684 ALUMINIUM	39	231	145	598 MISC. CHEMICAL PRDCTS. NES	1 694	1 155	713
692 CONTAINERS, STORAGE, TRNSP	470	388	241	600 CPL IND PLANT CHAP 69-76	8	952	560
696 CUTLERY	15	48	30	625 RUBBER TYRES, TUBES, ETC.	983	203	126
697 HOUSEHOLD EQUIPMENT, NES	15	184	118	629 ARTICLES OF RUBBER, NES	77	231	143
699 MANUFACTS. BASE METAL, NES	105	107	68	641 PAPER AND PAPERBOARD	1 222	438	269
713 INTRNL COMBUS PSTN ENGIN	204	340	213	642 PAPER, PAPERBOARD, CUT ETC	380	155	93
741 HEATING, COOLNG EQUIP. PART	73	266	170	651 TEXTILE YARN	1 443	745	483
742 PUMPS FOR LIQUIDS, PARTS	82	142	91	657 SPECIAL YARN, TXTL. FABRIC	16	108	66
749 NON-ELECT. MACH. PARTS, ETC	23	63	38	658 TEXTILE ARTICLES NES	184	111	70
752 AUTOMATC. DATA PROC. EQUIP	26	361	218	663 MINERAL MANUFACTURES, NES	1 730	1 623	990
772 ELEC. SWITCH, RELAY, CIRCUIT	53	159	100	665 GLASSWARE	790	638	402
781 PASS. MOTOR VEHCLS. EX. BUS	285	512	319	666 POTTERY	11	65	40
813 LIGHTING FIXTURES ETC. NES	14	70	42	667 PEARLS, PRECIOUS STONES			
821 FURNITURE, CUSHIONS, ETC.	85	243	157	671 PIG IRON, SPIEGELEISN, ETC	354	81	49
831 TRUNK, SUIT-CASES, BAG, ETC	9	188	116	673 FLAT-ROLLED IRON ETC.	11 538	788	492
884 OPTICAL GOODS NES		44	31	674 FLAT-ROLLED PLATED IRON	43 459	3 629	2 210
885 WATCHES AND CLOCKS	15	48	30	675 FLAT-ROLLED, ALLOY STEEL	200	77	44
892 PRINTED MATTER	72	202	122	676 IRON, STL. BAR, SHAPES ETC.	27 790	1 318	788
897 GOLD, SILVERWARE, JEWEL NES		796	492	678 WIRE OF IRON OR STEEL	28	54	30
TURKS CAICOS				682 COPPER	35	97	60
IMPORTS		18	11	684 ALUMINIUM	895	898	539
EXPORTS	2 126	532	318	692 CONTAINERS, STORAGE, TRNSP	25	94	58
112 ALCOHOLIC BEVERAGES	2 056	318	191	694 NAILS, SCREWS, NUTS, ETC.	255	158	102
746 BALL OR ROLLER BEARINGS	18	59	34	695 TOOLS	642	1 129	702
				699 MANUFACTS. BASE METAL, NES	308	648	404
				700 CPL IND PLANT (84/85/87)	448	3 625	2 189
				711 STEAM GENER. BOILERS, ETC.	90	385	221
				713 INTRNL COMBUS PSTN ENGIN	229	1 098	674
				716 ROTATING ELECTRIC PLANT	140	623	389
				718 OTH. POWR. GENRTNG. MACHNRY	2	70	44
				721 AGRIC. MACHINES, EX. TRACTR	1 463	2 704	1 696
				723 CIVIL ENGINEERING EQUIPT	508	901	579
				724 TEXTILE, LEATHER MACHINES	496	2 129	1 268
				725 PAPER, PULP MILL MACHINES	24	85	52
				726 PRINTNG, BOOKBINDNG MACHS	25	214	131
				727 FOOD-PROCESS. MCH. NON DOM	316	2 747	1 743
				728 OTH. MACH. PTS, SPCL INDUST	334	1 195	711
				733 MACH-TOOLS, METAL-WORKING	86	688	416

7 IMPORTS AND EXPORTS (SPECIAL TRADE) BY COUNTRIES OF PRODUCTION AND CONSUMPTION AND BY GROUPS OF THE SITC-REV. III 1994

GROUP DESCRIPTION	DT = 100 KG	1 000 DM	1 000 \$	GROUP DESCRIPTION	DT = 100 KG	1 000 DM	1 000 \$
735 PARTS,NES,FOR MACH-TOOLS	20	154	96	743 PUMPS NES,CENTRIFUGS ETC	97	337	204
737 METALWORKING MACHNRY NES	31	179	116	744 MECHANICAL HANDLNG EQUIP	34	64	38
741 HEATING,COOLNG EQUIP,PART	1 404	4 047	2 419	745 OTH.NONELEC MCH,TOOL,NES	87	423	258
742 PUMPS FOR LIQUIDS,PARTS	30	144	87	747 TAPS,COCKS,VALVES,ETC.	15	116	64
743 PUMPS NES,CENTRIFUGS ETC	709	625	388	748 TRANSMISSIONS SHAFTS ETC	3	73	42
744 MECHANICAL HANDLNG EQUIP	345	662	415	749 NON-ELECT MACH.PARTS,ETC	22	206	124
745 OTH.NONELEC MCH,TOOL,NES	108	1 491	909	751 OFFICE MACHINES	34	90	56
747 TAPS,COCKS,VALVES,ETC.	4	91	54	752 AUTOMATC.DATA PROC.EQUIP	54	760	483
748 TRANSMISSIONS SHAFTS ETC	36	171	107	761 TELEVISION RECEIVERS ETC	32	118	70
749 NON-ELECT MACH.PARTS,ETC	49	186	111	764 TELECOMM.EQUIP.PARTS NES	5	117	76
752 AUTOMATC.DATA PROC.EQUIP	63	783	498	772 ELEC.SWITCH.RELAY.CIRCUIT		79	41
764 TELECOMM.EQUIP.PARTS NES	20	937	604	775 DOM.ELEC,NON-ELEC.EQUIPT	57	182	117
772 ELEC.SWITCH.RELAY.CIRCUIT	119	959	570	778 ELECTRIC.MACH.APPART.NES	88	380	231
773 ELECTR.DISTRIB.EQPT NES	54	60	37	781 PASS.MOTOR VEHCLS.EX.BUS	8 770	21 984	13 637
775 DOM.ELEC,NON-ELEC.EQUIPT	35	94	54	782 GOODS,SPCL TRANSPORT VEH	2 636	4 515	2 816
776 TRANSISTORS,VALVES,ETC.	11	58	34	783 ROAD MOTOR VEHICLES NES	134	268	156
778 ELECTRIC.MACH.APPART.NES	209	233	137	784 PARTS,TRACTORS,MOTOR VEH	1 521	4 265	2 607
781 PASS.MOTOR VEHCLS.EX.BUS	3 270	10 137	6 286	792 AIRCRAFT,ASSOCTD.EQUIPNT	3	325	198
782 GOODS,SPCL TRANSPORT VEH	833	1 181	715	813 LIGHTNG FIXTURES ETC.NES	7	92	55
783 ROAD MOTOR VEHICLES NES	225	296	190	821 FURNITURE,CUSHIONS,ETC.	232	322	199
784 PARTS,TRACTORS,MOTOR VEH	273	1 493	907	842 WOMEN,GIRL CLOTHNG,XKNIT	1	59	32
786 TRAILERS,SEMI-TRAILR,ETC	55	69	44	851 FOOTWEAR	25	87	51
792 AIRCRAFT,ASSOCTD.EQUIPNT	2	47	30	872 MEDICAL INSTRUMENTS NES	4	106	65
821 FURNITURE,CUSHIONS,ETC.	62	116	68	873 METERS,COUNTERS,NES	8	47	30
845 OTHR.TEXTILE APPAREL,NES	9	106	67	874 MEASURE,CONTROL INSTRMNT	14	261	154
872 MEDICAL INSTRUMENTS NES	33	387	238	882 PHOTO.CINEMATOGRPH.SUPPL	9	118	73
874 MEASURE,CONTROL INSTRMNT	23	405	251	884 OPTICAL GOODS NES		49	30
882 PHOTO.CINEMATOGRPH.SUPPL	358	907	565	892 PRINTED MATTER	48	94	57
884 OPTICAL GOODS NES		157	96	893 ARTICLES,NES,OF PLASTICS	68	123	73
892 PRINTED MATTER	686	888	545	894 BABY CARRIAGE,TOYS,GAMES	29	74	45
893 ARTICLES,NES,OF PLASTICS	494	745	458	895 OFFICE,STATIONERY SUPPLS	12	54	33
894 BABY CARRIAGE,TOYS,GAMES	82	253	163	897 GOLD,SILVERWARE,JEWL NES	1 091	710	429
895 OFFICE,STATIONERY SUPPLS	160	311	191	899 MISC MANUFCTRD GOODS NES	239	213	129
897 GOLD,SILVERWARE,JEWL NES		70	44				
899 MISC MANUFCTRD GOODS NES	82	132	82				
941 COMPL IND PLANT CHAPT 99	11	90	53				
AM VIRGIN IS							
IMPORTS	118	83	48	EXPORTS	33 803	16 977	10 803
EXPORTS	3 402	4 358	2 730	022 MILK AND CREAM	1 386	122	78
022 MILK AND CREAM	528	62	41	061 SUGARS,MOLASSES,HONEY	3 229	194	114
112 ALCOHOLIC BEVERAGES	2 158	347	212	098 EDIBLE PROD.PREPRNTS,NES	118	92	59
516 OTHER ORGANIC CHEMICALS	60	297	182	665 GLASSWARE	95	68	42
531 SYNTH.COLOURS,LAKES,ETC.	52	96	62	666 POTTERY	110	88	53
665 GLASSWARE	50	143	91	723 CIVIL ENGINEERING EQUIPT	91	119	70
666 POTTERY	50	409	257	727 FOOD-PROCESS.MCH.NON DOM	46	292	186
667 PEARLS,PRECIOUS STONES	.	.	.	741 HEATING,COOLNG EQUIP,PART	98	165	102
696 CUTLERY	4	65	40	745 OTH.NONELEC MCH,TOOL,NES	10	105	63
713 INTRNL COMBUS PSTN ENGIN	8	110	68	752 AUTOMATC.DATA PROC.EQUIP	6	72	46
742 PUMPS FOR LIQUIDS,PARTS	10	100	62	793 SHIP,BOAT,FLDAT.STRUCTRS	26 983	14 358	9 202
743 PUMPS NES,CENTRIFUGS ETC	20	1 214	771	874 MEASURE,CONTROL INSTRMNT		55	34
885 MATCHES AND CLOCKS	2	187	113	893 ARTICLES,NES,OF PLASTICS	79	55	34
897 GOLD,SILVERWARE,JEWL NES		994	626	897 GOLD,SILVERWARE,JEWL NES		55	34
898 MUSICAL INSTRUMENTS,ETC.	4	53	30				
GUADELOUPE							
IMPORTS	7 071	3 605	2 208	IMPORTS	1 016	300	187
057 FRUIT,NUTS EXCL.OIL NUTS	587	102	61	057 FRUIT,NUTS EXCL.OIL NUTS	520	83	52
112 ALCOHOLIC BEVERAGES	5 922	862	532	071 COFFEE,COFFEE SUBSTITUTE	195	66	40
713 INTRNL COMBUS PSTN ENGIN	60	533	339	EXPORTS	11 963	2 699	1 694
714 ENGINES,MOTORS NON-ELECT	6	352	203	061 SUGARS,MOLASSES,HONEY	2 150	105	67
781 PASS.MOTOR VEHCLS.EX.BUS	57	181	114	335 RESIDUAL PETROL.PRODUCTS	1 000	107	66
821 FURNITURE,CUSHIONS,ETC.	25	85	50	515 ORGANO-INORGANIC COMPNDS	57	180	112
EXPORTS	51 387	51 127	31 478	573 POLYMERS,VINYL CHLORIDE	268	62	40
012 OTHER MEAT, MEAT OFFAL	237	74	43	657 SPECIAL YARN,TXTL.FABRIC	278	169	105
062 SUGAR CONFECTIONERY	87	75	46	678 WIRE OF IRON OR STEEL	51	101	66
098 EDIBLE PROD.PREPRNTS,NES	183	113	70	679 TUBES,PIPES,ETC.IRON,STL	6 384	840	538
112 ALCOHOLIC BEVERAGES	745	124	78	726 PRINTNG,BOOKBINDNG MACHS	68	413	262
278 OTHER CRUDE MINERALS	10 737	361	228	745 OTH.NONELEC MCH,TOOL,NES	12	82	49
322 BRIQUETTES,LIGNITE,PEAT	4 144	91	58	784 PARTS,TRACTORS,MOTOR VEH	23	78	49
533 PIGMENTS, PAINTS, ETC.	395	377	233	BRIT VIRG IS			
542 MEDICAMENTS	20	152	94	IMPORTS	14 478	1 587	980
553 PERFUMERY,COSMETICS,ETC.	38	63	38	112 ALCOHOLIC BEVERAGES	51	98	62
562 FERTILIZER,EXCEPT GRP272	2 009	54	34	251 PULP AND WASTE PAPER	14 365	1 197	737
582 PLASTIC PLATE,SHEETS,ETC	291	213	134	762 RADIO-BROADCAST RECEIVER	26	108	69
591 INSECTICIDES, ETC.	99	270	165	896 WORKS OF ART,ANTIQU ETC		134	83
625 RUBBER TYRES,TUBES,ETC.	2 171	1 421	875	EXPORTS	9 111	1 424	889
629 ARTICLES OF RUBBER, NES	111	154	89	022 MILK AND CREAM	528	80	50
641 PAPER AND PAPERBOARD	457	135	82	061 SUGARS,MOLASSES,HONEY	2 580	142	90
642 PAPER,PAPERBOARD,CUT ETC	4 235	1 944	1 191	674 FLAT-ROLLED PLATED IRON	4 028	357	230
651 TEXTILE YARN	40	74	45	775 DOM.ELEC,NON-ELEC.EQUIPT	194	246	159
657 SPECIAL YARN,TXTL.FABRIC	40	54	33	784 PARTS,TRACTORS,MOTOR VEH	23	83	51
658 TEXTILE ARTICLES NES	48	53	30	895 OFFICE,STATIONERY SUPPLS	8	58	31
662 CLAY,REFRCT.CONSTR.MATRL	1 357	114	72	MARTINIQUE			
663 MINERAL MANUFACTURES,NES	139	118	73	IMPORTS	117 506	16 544	10 169
665 GLASSWARE	128	135	83	057 FRUIT,NUTS EXCL.OIL NUTS	115 123	15 908	9 782
674 FLAT-ROLLED PLATED IRON	3 954	546	325	058 FRUIT,PRESERVED,PREPARED	2 249	253	149
682 COPPER	914	782	455	842 WOMEN,GIRL CLOTHNG,XKNIT	60	72	43
684 ALUMINIUM	485	692	420	EXPORTS	87 157	44 345	27 300
691 METALLIC STRUCTURES NES	662	590	367	016 MEAT,ED.OFFL,DRY,SLT,SMK	404	202	132
695 TOOLS	50	123	71	046 MEAL, FLOUR OF WHEAT,MSLN	3 696	93	60
696 CUTLERY	22	124	72	058 FRUIT,PRESERVED,PREPARED	354	203	126
697 HOUSEHOLD EQUIPMENT,NES	181	120	70	062 SUGAR CONFECTIONERY	107	92	55
699 MANUFACTS.BASE METAL,NES	200	363	213				
713 INTRNL COMBUS PSTN ENGIN	219	1 608	988				
721 AGRIC.MACHINES,EX.TRACTR	841	336	213				
722 TRACTORS	78	157	101				
728 OTH.MACH,PTS,SPCL INDUST	112	290	178				
741 HEATING,COOLNG EQUIP,PART	25	156	94				
742 PUMPS FOR LIQUIDS,PARTS	7	324	200				

7 IMPORTS AND EXPORTS (SPECIAL TRADE) BY COUNTRIES OF PRODUCTION AND CONSUMPTION AND BY GROUPS OF THE SITC-REV. III 1994

GROUP DESCRIPTION	DT = 100 KG	1 000 DM	1 000 \$	GROUP DESCRIPTION	DT = 100 KG	1 000 DM	1 000 \$
098 EDIBLE PROD.PREPRTRS,NES	970	848	515	522 INORGANIC CHEM.ELEMENTS	867	272	165
112 ALCOHOLIC BEVERAGES	540	60	35	523 METAL.SALTS, INORGAN.ACID	3 040	417	255
278 OTHER CRUDE MINERALS	24 404	884	543	531 SYNTH.COLOURS, LAKES, ETC.	51	176	108
322 BRIQUETTES, LIGNITE, PEAT	4 527	83	52	533 PIGMENTS, PAINTS, ETC.	114	190	117
514 NITROGEN-FUNCT.COMPOUNDS	48	71	45	541 MEDICINES, ETC. EXC. GRP542	7	108	69
523 METAL.SALTS, INORGAN.ACID	400	72	44	542 MEDICAMENTS	27	336	209
533 PIGMENTS, PAINTS, ETC.	348	422	262	551 ESSNTL.OIL, PERFUME, FLAVR	106	153	96
553 PERFUMERY, COSMETICS, ETC.	62	79	48	554 SOAP, CLEANERS, POLISH, ETC	593	143	91
581 PLASTIC TUBE, PIPE, HOSE	82	83	49	575 OTH.PLASTIC, PRIMARY FORM	704	225	140
591 INSECTICIDES, ETC.	195	472	297	582 PLASTIC PLATE, SHEETS, ETC	103	166	106
625 RUBBER TYRES, TUBES, ETC.	3 774	2 469	1 508	591 INSECTICIDES, ETC.	679	624	385
629 ARTICLES OF RUBBER, NES	48	236	148	592 STARCHES, INULIN, ETC.	705	176	109
641 PAPER AND PAPERBOARD	3 822	586	363	598 MISC.CHEMICAL PRDCTS.NES	406	285	177
642 PAPER, PAPERBOARD, CUT ETC	5 566	2 344	1 435	629 ARTICLES OF RUBBER, NES	136	178	104
657 SPECIAL YARN, TXTL.FABRIC	74	144	89	641 PAPER AND PAPERBOARD	3 563	778	488
662 CLAY, REFRCT.CONSTR.MATRL	976	144	92	642 PAPER, PAPERBOARD, CUT ETC	121	73	42
663 MINERAL MANUFACTURES, NES	29	133	79	653 FABRICS, MAN-MADE FIBRES	61	104	62
664 GLASS	68	89	50	657 SPECIAL YARN, TXTL.FABRIC	362	181	115
665 GLASSWARE	7 151	793	483	662 CLAY, REFRCT.CONSTR.MATRL	6 187	855	504
674 FLAT-ROLLED PLATED IRON	14 278	1 793	1 101	663 MINERAL MANUFACTURES, NES	23	59	35
684 ALUMINIUM	1 068	1 191	741	684 GLASS	1 096	124	77
691 METALLIC STRUCTURES NES	106	94	54	665 GLASSWARE	1 470	229	142
695 TOOLS	36	121	66	666 POTTERY	58	275	168
697 HOUSEHOLD EQUIPMENT, NES	227	151	94	673 FLAT-ROLLED IRON ETC.	4 162	316	204
699 MANUFACTS.BASE METAL, NES	152	279	166	674 FLAT-ROLLED PLATED IRON	11 375	1 055	623
713 INTRNL COMBUS PSTN ENGIN	53	346	212	683 NICKEL	36	70	42
718 OTH.PWR, GENRTNG.MACHNRY	6	96	55	684 ALUMINIUM	422	420	260
721 AGRIC.MACHINES, EX. TRACTR	30	59	36	691 METALLIC STRUCTURES NES	298	800	459
722 TRACTORS	225	299	189	694 NAILS, SCREWS, NUTS, ETC.	62	156	93
723 CIVIL ENGINEERING EQUIPT	431	608	386	695 TOOLS	130	213	128
724 TEXTILE, LEATHER MACHINES	27	64	38	699 MANUFACTS.BASE METAL, NES	106	350	209
728 OTH.MACH,PTS, SPCL INDUST	25	65	38	712 STEAM TURBINES	9	494	305
741 HEATING, COOLING EQUIP, PART	42	190	119	713 INTRNL COMBUS PSTN ENGIN	19	137	86
742 PUMPS FOR LIQUIDS, PARTS	15	170	103	716 ROTATING ELECTRIC PLANT	140	903	572
743 PUMPS NES, CENTRIFUGS ETC	94	336	198	722 TRACTORS	51	47	31
744 MECHANICAL HANDLING EQUIP	27	109	67	723 CIVIL ENGINEERING EQUIPT	373	151	87
745 OTH.NONELEC MCH, TOOL, NES	88	370	228	724 TEXTILE, LEATHER MACHINES	37	277	160
746 BALL DR ROLLER BEARINGS	5	69	38	725 PAPER, PULP MILL MACHINES	44	203	122
747 TAPS, COCKS, VALVES, ETC.	14	128	72	726 PRINTNG, BOOKBINDNG MACHS	18	217	130
748 TRANSMISSIONS SHAFTS ETC	16	113	63	727 FOOD-PROCESS.MCH.NON DOM	4	55	34
749 NON-ELECT MACH. PARTS, ETC	21	193	113	728 OTH.MACH,PTS, SPCL INDUST	46	279	176
751 OFFICE MACHINES	26	96	60	741 HEATING, COOLING EQUIP, PART	11	55	36
752 AUTOMATC.DATA PROC.EQUIP	15	261	165	742 PUMPS FOR LIQUIDS, PARTS	5	69	40
759 PARTS, FOR OFFICE MACHINS	1	69	44	743 PUMPS NES, CENTRIFUGS ETC	134	534	338
772 ELEC. SWITCH, RELAY, CIRCUIT	5	92	48	744 MECHANICAL HANDLING EQUIP	22	92	56
775 DOM.ELEC, NON-ELEC. EQUIPT	115	421	258	745 OTH.NONELEC MCH, TOOL, NES	316	2 474	1 545
778 ELECTRIC, MACH. APPART. NES	318	581	339	747 TAPS, COCKS, VALVES, ETC.	85	216	134
781 PASS.MOTOR VEHCLS. EX. BUS	6 707	15 065	9 426	748 TRANSMISSIONS SHAFTS ETC	37	291	178
782 GOODS, SPCL TRANSPORT VEH	1 005	1 821	1 150	749 NON-ELECT MACH. PARTS, ETC	27	100	62
783 ROAD MOTOR VEHICLES NES	238	181	113	751 OFFICE MACHINES	75	416	264
784 PARTS, TRACTORS, MOTOR VEH	1 223	4 262	2 624	771 ELECT POWER MACHNY. PARTS	320	215	137
792 AIRCRAFT, ASSOCD. EQUIPNT		130	80	772 ELEC. SWITCH, RELAY, CIRCUIT	231	1 153	729
821 FURNITURE, CUSHIONS, ETC.	325	105	65	773 ELECTR DISTRIBT. EQPT NES	1 645	827	532
842 WOMEN, GIRL CLOTHING, X-KNIT		95	53	774 ELECTRO-MEDCL, XRAY EQUIP	17	398	211
845 OTHR. TEXTILE APPAREL, NES	4	79	46	778 ELECTRIC, MACH. APPART. NES	11	79	44
851 FOOTWEAR	15	67	39	781 PASS.MOTOR VEHCLS. EX. BUS	861	3 344	2 053
872 MEDICAL INSTRUMENTS NES		137	85	784 PARTS, TRACTORS, MOTOR VEH	116	465	287
874 MEASURE, CONTROL INSTRMNT	4	200	112	792 AIRCRAFT, ASSOCD. EQUIPNT	1	439	275
881 PHOTOGRAPH APPAR. ETC. NES	1	297	183	821 FURNITURE, CUSHIONS, ETC.	218	133	83
892 PRINTED MATTER	45	132	78	851 FOOTWEAR	22	70	43
893 ARTICLES, NES, OF PLASTICS	981	1 075	648	872 MEDICAL INSTRUMENTS NES	9	70	41
895 OFFICE, STATIONERY SUPPLS	32	67	34	874 MEASURE, CONTROL INSTRMNT	49	811	501
897 GOLD, SILVERWARE, JEWL NES		316	195	882 PHOTO.CINEMATOGRPH. SUPPL	41	76	46
899 MISC MANUFCTRD GOODS NES	260	262	159	885 WATCHES AND CLOCKS	4	58	34
				893 ARTICLES, NES, OF PLASTICS	103	286	172
				894 BABY CARRIAGE, TOYS, GAMES	38	87	55
				897 GOLD, SILVERWARE, JEWL NES		418	268
				898 MUSICAL INSTRUMENTS, ETC.	8	112	70
CAYMAN IS							
IMPORTS	1 771	451	273				
642 PAPER, PAPERBOARD, CUT ETC	1 505	188	114	ST LUCIA			
752 AUTOMATC.DATA PROC.EQUIP	9	216	128	IMPORTS	2 326	2 183	1 329
EXPORTS	874	1 447	901	292 CRUDE VEG.MATERIALS, NES	1 720	278	169
112 ALCOHOLIC BEVERAGES	427	74	47	713 INTRNL COMBUS PSTN ENGIN	117	57	35
666 POTTERY	26	123	76	841 MENS, BOYS CLOTHING, X-KNIT	149	338	197
751 OFFICE MACHINES	22	126	80	893 ARTICLES, NES, OF PLASTICS	330	1 429	880
781 PASS.MOTOR VEHCLS. EX. BUS	46	158	102	EXPORTS	8 333	8 012	4 788
897 GOLD, SILVERWARE, JEWL NES		571	360	022 MILK AND CREAM	1 245	167	103
JAMAICA				061 SUGARS, MOLASSES, HONEY	1 290	64	42
IMPORTS	1 775 307	71 808	44 382	591 INSECTICIDES, ETC.	48	128	82
057 FRUIT, NUTS EXCL. OIL NUTS	2 788	634	382	664 GLASS	995	89	55
075 SPICES	2 879	1 017	629	695 TOOLS	39	74	49
112 ALCOHOLIC BEVERAGES	51 923	11 470	7 097	697 HOUSEHOLD EQUIPMENT, NES	32	52	33
122 TOBACCO, MANUFACTURED	15	162	101	699 MANUFACTS.BASE METAL, NES	142	88	56
285 ALUMINIUM ORE, CONCTR. ETC	1 712 944	47 012	28 909	713 INTRNL COMBUS PSTN ENGIN	1 658	4 783	2 782
292 CRUDE VEG.MATERIALS, NES	1 777	1 102	669	745 OTH.NONELEC MCH, TOOL, NES	4	88	53
713 INTRNL COMBUS PSTN ENGIN	8	77	50	747 TAPS, COCKS, VALVES, ETC.	54	131	80
841 MENS, BOYS CLOTHING, X-KNIT	37	134	88	749 NON-ELECT MACH. PARTS, ETC	15	66	42
844 WOMEN, GIRLS CLOTHING, KNIT	21	111	73	751 OFFICE MACHINES	22	121	79
845 OTHR. TEXTILE APPAREL, NES	2 168	8 767	5 574	781 PASS.MOTOR VEHCLS. EX. BUS	303	1 269	782
846 CLOTHING ACCESSRS, FABRIC	16	55	35	893 ARTICLES, NES, OF PLASTICS	82	70	40
894 BABY CARRIAGE, TOYS, GAMES	16	171	103	ST VINCENT			
EXPORTS	795 903	39 441	24 381	IMPORTS	9	43	24
041 WHEAT, MESLIN, UNMILLED	739 168	10 903	6 792	EXPORTS	13 649	2 477	1 516
056 VEGETABLES, PRPD, PRSVD, NES	58	66	41	022 MILK AND CREAM	362	52	31
061 SUGARS, MOLASSES, HONEY	5 403	282	170	061 SUGARS, MOLASSES, HONEY	9 245	449	279
112 ALCOHOLIC BEVERAGES	1 389	435	272	582 PLASTIC PLATE, SHEETS, ETC	98	54	33
335 RESIDUAL PETROL. PRODUCTS	3 383	372	231	591 INSECTICIDES, ETC.	83	211	124
513 CARBOXYLIC ACIDS, DERIVTS	263	65	39	664 GLASS	398	53	30
514 NITROGEN-FUNCT.COMPOUNDS	132	64	40	692 CONTAINERS, STORAGE, TRNSP	87	117	67
515 ORGANO-INORGANIC COMPNDS	264	129	78				
516 OTHER ORGANIC CHEMICALS	56	51	32				

7 IMPORTS AND EXPORTS (SPECIAL TRADE) BY COUNTRIES OF PRODUCTION AND CONSUMPTION AND BY GROUPS OF THE SITC-REV. III 1994

GROUP DESCRIPTION	DT = 100 KG	1 000 DM	1 000 \$	GROUP DESCRIPTION	DT = 100 KG	1 000 DM	1 000 \$
699 MANUFACTS.BASE METAL,NES	40	60	39	572 POLYMERS OF STYRENE	979	189	117
726 PRINTING,BOOKBINDING MACHS	30	61	40	574 POLYACETAL,POLYCARBONATE	432	113	68
727 FOOD-PROCESS.MCH.NON DOM	29	125	77	581 PLASTIC TUBE,PIPE,HOSE	14	90	57
893 ARTICLES,NES,OF PLASTICS	92	67	40	582 PLASTIC PLATE,SHEETS,ETC	915	874	542
BARBADOS				591 INSECTICIDES, ETC.	755	883	556
IMPORTS				592 STARCHES,INULIN,ETC.	589	146	91
112 ALCOHOLIC BEVERAGES	568	420	248	597 PREPRD ADDITIVES,LIQUIDS	88	57	34
292 CRUDE VEG.MATERIALS, NES	116	89	55	598 MISC.CHEMICAL PRDCTS.NES	1 208	897	563
695 TOOLS	107	297	188	600 CPL IND PLANT CHAP 69-76	5 186	3 997	2 555
699 MANUFACTS.BASE METAL,NES	21	455	282	621 MATERIALS OF RUBBER	22	89	52
726 PRINTING,BOOKBINDING MACHS	26	91	57	629 ARTICLES OF RUBBER, NES	37	240	147
845 OTHR.TEXTILE APPAREL,NES	6	134	77	634 VENEERS, PLYWOOD, ETC.	358	61	39
EXPORTS				641 PAPER AND PAPERBOARD	3 009	817	523
046 MEAL,FLOUR OF WHEAT,MSLN	9 675	443	285	655 KNIT,CROCHET FABRIC NES	34	85	52
058 FRUIT,PRESERVED,PREPARED	121	56	35	657 SPECIAL YARN,TXTL.FABRIC	161	245	153
098 EDIBLE PROD.PREPRTRS,NES	119	266	161	661 LIME,CEMENT,CONSTR.MATRL	48 736	1 019	637
112 ALCOHOLIC BEVERAGES	369	127	77	662 CLAY,REFRCT.CONSTR.MATRL	5 714	832	501
513 CARBOXYLIC ACIDS,DERIVTS	224	224	138	664 GLASS	5 845	436	269
514 NITROGEN-FUNCT.COMPOUNDS	44	622	386	665 GLASSWARE	22	62	38
515 ORGANO-INORGANIC COMPNDS	1	422	250	673 FLAT-ROLLED IRON ETC.	8 715	520	310
523 METAL.SALTS,INORGAN.ACID	1 764	151	97	674 FLAT-ROLLED PLATED IRON	18 712	1 602	984
533 PIGMENTS, PAINTS, ETC.	757	1 107	689	679 TUBES,PIPES,ETC.IRON,STL	227	162	102
541 MEDICINES,ETC.EXC.GRP542	21	766	466	684 ALUMINIUM	186	480	288
542 MEDICAMENTS	413	680	408	692 CONTAINERS, STORAGE,TRNSP	57	52	33
551 ESSNTL.OIL,PERFUME,FLAVR	21	52	32	694 NAILS,SCREWS,NUTS,ETC.	57	58	37
571 POLYMERS OF ETHYLENE	1 575	209	131	695 TOOLS	169	702	431
575 OTH.PLASTIC,PRIMARY FORM	204	66	41	696 CUTLERY	31	98	60
582 PLASTIC PLATE,SHEETS,ETC	87	95	56	699 MANUFACTS.BASE METAL,NES	2 021	670	419
591 INSECTICIDES, ETC.	241	174	109	700 CPL IND PLANT (84/85/87)	258	403	250
592 STARCHES,INULIN,ETC.	67	53	32	711 STEAM GENER. BOILERS,ETC.	22	92	57
598 MISC.CHEMICAL PRDCTS.NES	66	83	51	712 STEAM TURBINES	2	86	53
625 RUBBER TYRES,TUBES,ETC.	309	137	85	713 INTRNL COMBUS PSTN ENGIN	476	2 946	1 866
629 ARTICLES OF RUBBER, NES	9	59	34	716 ROTATING ELECTRIC PLANT	18	63	39
641 PAPER AND PAPERBOARD	1 336	247	154	718 OTH.POWR.GENRTNG.MACHNRY	91	324	198
642 PAPER,PAPERBOARD,CUT ETC	82	135	80	723 CIVIL ENGINEERING EQUIPT	223	100	60
653 FABRICS,MAN-MADE FIBRES	199	563	345	725 PAPER,PULP MILL MACHINES	133	1 268	735
654 GLASS	1 374	177	112	726 PRINTNG,BOOKBINDNG MACHS	23	225	140
666 POTTERY	33	103	63	727 FOOD-PROCESS.MCH.NON DOM	19	168	102
682 COPPER	19	62	40	728 OTH.MACH,PTS,SPCL INDUST	134	644	395
691 METALLIC STRUCTURES,NES	35	81	52	735 PARTS,NES,FOR MACH-TOOLS	6	68	39
697 HOUSEHOLD EQUIPMENT,NES	105	120	72	737 METALWORKING MACHNRY NES	119	845	534
699 MANUFACTS.BASE METAL,NES	48	142	91	741 HEATING,COOLNG EQUIP,PART	119	559	346
725 PAPER,PULP MILL MACHINES	77	275	178	742 PUMPS FOR LIQUIDS,PARTS	163	733	453
726 PRINTNG,BOOKBINDNG MACHS	105	894	563	743 PUMPS NES,CENTRIFUGS ETC	98	537	325
742 PUMPS FOR LIQUIDS,PARTS	5	67	40	744 MECHANICAL HANDLING EQUIP	1 759	1 411	899
744 MECHANICAL HANDLING EQUIP	41	51	31	745 OTH.NONELEC MCH,TOOL,NES	51	740	458
745 OTH.NONELEC MCH,TOOL,NES	5	96	59	746 BALL OR ROLLER BEARINGS	34	107	63
747 TAPS,COCKS,VALVES,ETC.	34	96	60	747 TAPS,COCKS,VALVES,ETC.	93	717	434
749 NON-ELECT MACH.PARTS,ETC	16	55	32	748 TRANSMISSIONS SHAFTS ETC	500	1 310	801
751 OFFICE MACHINES	22	105	64	749 NON-ELECT MACH.PARTS,ETC	146	673	414
752 AUTOMATC.DATA PROC.EQUIP	58	718	437	751 OFFICE MACHINES	30	86	54
759 PARTS,FOR OFFICE MACHINS	2	72	42	752 AUTOMATC.DATA PROC.EQUIP	24	341	209
774 ELECTRO-MEDCL,XRAY EQUIP	6	148	96	764 TELECOMM.EQUIP.PARTS NES	1	48	30
778 ELECTRIC.MACH,APPART.NES	19	110	67	772 ELEC.SWITCH.RELAY.CIRCUIT	15	369	229
781 PASS.MOTOR VEHCLS.EX.BUS	1 594	7 176	4 474	775 DOM.ELEC,NON-ELEC.EQUIPT	16	71	43
784 PARTS,TRACTORS,MOTOR VEH	40	122	75	778 ELECTRIC.MACH,APPART.NES	774	502	315
786 TRAILERS,SEMI-TRAILR,ETC	74	180	117	781 PASS.MOTOR VEHCLS.EX.BUS	758	3 213	2 004
812 PLUMBNG,SANITRY,EQPT.ETC	219	439	279	782 GOODS,SPCL TRANSPORT VEH	251	173	108
872 MEDICAL INSTRUMENTS NES	26	204	127	784 PARTS,TRACTORS,MOTOR VEH	40	167	99
874 MEASURE,CONTROL INSTRMNT	6	251	150	800 CPL IND PLANT CHAP 90/94	12	346	208
882 PHOTO.CINEMATOGRPH.SUPPL	78	158	98	813 LIGHTNG FIXTURES ETC.NES	30	329	205
885 WATCHES AND CLOCKS	14	287	175	851 FOOTWEAR	43	71	43
893 ARTICLES,NES,OF PLASTICS	591	399	250	872 MEDICAL INSTRUMENTS NES	10	73	46
897 GOLD,SILVERWARE,JEWEL NES		791	497	874 MEASURE,CONTROL INSTRMNT	23	759	470
TRINIDAD TOB				882 PHOTO.CINEMATOGRPH.SUPPL	78	234	142
IMPORTS				884 OPTICAL GOODS NES	108	126	76
071 COFFEE,COFFEE SUBSTITUTE	1 078	209	123	893 ARTICLES,NES,OF PLASTICS	108	272	168
112 ALCOHOLIC BEVERAGES	51 405	47 710	29 390	895 OFFICE,STATIONERY SUPPLS	22	90	55
278 OTHER CRUDE MINERALS	66 259	2 228	1 377	898 MUSICAL INSTRUMENTS,ETC.	30	168	103
292 CRUDE VEG.MATERIALS, NES	120	94	56	899 MISC MANUFCTRD GOODS NES	27	88	52
512 ALCOHOL,PHENOL,ETC.DERIV	156 265	7 093	4 428	941 COMPL IND PLANT CHAPT 99	2 372	842	539
676 IRON,STL.BAR,SHAPES ETC.	15 275	805	524	GRENADA			
EXPORTS				IMPORTS			
022 MILK AND CREAM	1 855	239	152	075 SPICES	9 393	2 991	1 859
024 CHEESE AND CURD	9 200	2 716	1 631	842 WOMEN,GIRL CLOTHNG,XKNIT	13	47	30
048 CEREAL PREPARATIONS	152	64	42	EXPORTS			
054 VEGETABLES	150	172	102	697 HOUSEHOLD EQUIPMENT,NES	59	66	42
056 VEGETABLES,PRPD,PRSD,NES	229	98	59	747 TAPS,COCKS,VALVES,ETC.	28	62	38
061 SUGARS,MOLASSES,HONEY	4 824	236	147	872 MEDICAL INSTRUMENTS NES	2	169	109
098 EDIBLE PROD.PREPRTRS,NES	731	614	385	ARUBA			
112 ALCOHOLIC BEVERAGES	364	174	105	IMPORTS			
334 PETROLEUM PRODUCTS	669	92	60	081 ANIMAL FEED STUFF	5 035	889	559
335 RESIDUAL PETROL.PRODUCTS	2 024	214	135	EXPORTS			
421 FIXED VEG.FAT,OILS,SOFT	1 366	214	136	012 OTHER MEAT, MEAT OFFAL	240	77	50
511 HYDROCARBONS,NES,DERIVTS	2 401	276	170	024 CHEESE AND CURD	1 922	896	570
512 ALCOHOL,PHENOL,ETC.DERIV	386	52	33	048 CEREAL PREPARATIONS	145	85	55
513 CARBOXYLIC ACIDS,DERIVTS	67	78	49	061 SUGARS,MOLASSES,HONEY	9 054	455	280
514 NITROGEN-FUNCT.COMPOUNDS	104	57	35	111 NON-ALCOHOL.BEVERAGE,NES	361	58	37
516 OTHER ORGANIC CHEMICALS	34	76	46	112 ALCOHOLIC BEVERAGES	686	148	92
522 INORGANIC CHEM.ELEMENTS	293	90	57	541 MEDICINES,ETC.EXC.GRP542	9	269	157
523 METAL.SALTS,INORGAN.ACID	4 548	277	169	542 MEDICAMENTS	69	742	456
531 SYNTH.COLOURS,LAKES,ETC.	124	256	154	553 PERFUMERY,COSMETICS,ETC.	167	465	283
533 PIGMENTS, PAINTS, ETC.	248	161	100	629 ARTICLES OF RUBBER, NES	371	507	321
541 MEDICINES,ETC.EXC.GRP542	76	322	206	634 VENEERS, PLYWOOD, ETC.	13	49	31
542 MEDICAMENTS	903	803	495	664 GLASS	978	131	82
551 ESSNTL.OIL,PERFUME,FLAVR	20	73	45	666 POTTERY	12	140	86
553 PERFUMERY,COSMETICS,ETC.	269	272	166	695 TOOLS	46	92	60
554 SOAP,CLEANERS,POLISH,ETC	384	114	70	696 CUTLERY	5	53	33

7 IMPORTS AND EXPORTS (SPECIAL TRADE) BY COUNTRIES OF PRODUCTION AND CONSUMPTION AND BY GROUPS OF THE SITC-REV. III 1994

GROUP DESCRIPTION	DT = 100 KG	1 000 DM	1 000 \$	GROUP DESCRIPTION	DT = 100 KG	1 000 DM	1 000 \$
697 HOUSEHOLD EQUIPMENT, NES	32	51	31	813 LIGHTNG FIXTURES ETC. NES	228	581	358
699 MANUFACTS. BASE METAL, NES	21	75	46	821 FURNITURE, CUSHIONS, ETC.	1 165	875	548
713 INTRNL COMBUS PSTN ENGIN	13	53	31	831 TRUNK, SUIT-CASES, BAG, ETC	9	104	63
728 OTH. MACH, PTS, SPLC INDUST	17	101	63	841 MENS, BOYS CLOTHNG, X-KNIT	53	653	404
747 TAPS, COCKS, VALVES, ETC.	107	101	61	842 WOMEN, GIRL CLOTHNG, XKNIT	18	637	375
749 NON-ELECT MACH. PARTS, ETC	13	46	30	845 OTHR. TEXTILE APPAREL, NES	10	152	85
763 SOUND RECORDER, PHONOGRPH	9	53	30	846 CLOTHING ACCESSRS, FABRIC	12	57	31
771 ELECT POWER MACHNY. PARTS	143	151	93	851 FOOTWEAR	35	195	119
772 ELEC. SWITCH. RELAY. CIRCUIT	38	110	64	871 OPTICAL INSTRUMENTS, NES	2	79	51
773 ELECTR DISTRIB. EQPT NES	94	50	33	872 MEDICAL INSTRUMENTS NES	3	178	109
781 PASS. MOTOR VEHCLS. EX. BUS	77	322	197	874 MEASURE, CONTROL INSTRMNT	28	790	489
813 LIGHTNG FIXTURES ETC. NES	63	98	58	881 PHOTOGRAPH APPAR. ETC. NES	11	61	37
841 MENS, BOYS CLOTHNG, X-KNIT	1	118	74	884 OPTICAL GOODS NES	1	323	202
842 WOMEN, GIRL CLOTHNG, XKNIT	38	115	68	885 WATCHES AND CLOCKS	7	186	111
851 FOOTWEAR	15	94	56	892 PRINTED MATTER	79	129	80
872 MEDICAL INSTRUMENTS NES	5	145	87	893 ARTICLES, NES, OF PLASTICS	1 008	815	503
884 OPTICAL GOODS NES		104	64	894 BABY CARRIAGE, TOYS, GAMES	98	434	277
893 ARTICLES, NES, OF PLASTICS	157	155	95	895 OFFICE, STATIONERY SUPPLS	23	89	53
894 BABY CARRIAGE, TOYS, GAMES	28	95	58	897 GOLD, SILVERWARE, JEWEL NES	1	1 938	1 197
897 GOLD, SILVERWARE, JEWEL NES		804	507	899 MISC MANUFCTRD GOODS NES	74	213	124
899 MISC MANUFCTRD GOODS NES	27	862	505				
NETH ANTILL				COLOMBIA			
IMPORTS				IMPORTS			
	1 021 835	32 143	20 028		17 022 843	1 400 551	869 225
034 FISH, FRESH, CHILLED, FROZN	1 403	743	465	001 LIVE ANIMALS	4	98	60
042 RICE	161 978	18 312	11 804	034 FISH, FRESH, CHILLED, FROZN	1 673	2 188	1 362
334 PETROLEUM PRODUCTS	856 786	10 225	5 958	037 FISH ETC. PREPD, PRSVD. NES	7 239	3 407	2 175
742 PUMPS FOR LIQUIDS, PARTS	1	49	32	054 VEGETABLES	3 829	1 083	669
781 PASS. MOTOR VEHCLS. EX. BUS	15	62	39	057 FRUIT, NUTS EXCL. OIL NUTS	2 446 388	255 864	158 621
793 SHIP, BOAT, FLOAT. STRUCTRS	950	553	333	058 FRUIT, PRESERVED, PREPARED	7 432	1 155	713
874 MEASURE, CONTROL INSTRMNT	8	1 804	1 161	059 FRUIT, VEGETABLE JUICES	17 689	5 694	3 456
	78 838	39 029	24 136	071 COFFEE, COFFEE SUBSTITUTE	2 275 399	940 782	584 470
012 OTHER MEAT, MEAT OFFAL	387	102	64	072 COCOA	7 432	1 971	1 218
022 MILK AND CREAM	8 112	846	517	098 EDIBLE PRODD. PREPRTNS, NES	508	79	49
048 CEREAL PREPARATIONS	6 610	342	210	121 TOBACCO, UNMANUFACTURED	2 509	3 422	2 103
059 FRUIT, VEGETABLE JUICES	1 124	119	73	211 HIDES, SKINS (EX. FURS), RAW	18	160	102
061 SUGARS, MOLASSES, HONEY	11 395	563	348	222 OILSEED (SFT. FIX VEG. OIL)	5 961	1 155	708
062 SUGAR CONFECTIONERY	341	119	73	283 COTTON	603	104	64
111 NON-ALCOHOL. BEVERAGE, NES	3 838	541	336	282 FERROUS WASTE AND SCRAP	692	92	59
112 ALCOHOLIC BEVERAGES	502	118	73	289 PREC. METAL ORES, CONCTRYS		183	117
278 OTHER CRUDE MINERALS	5 840	176	110	291 CRUDE ANIMAL MATERLS. NES	65	606	379
512 ALCOHOL, PHENOL, ETC. DERIV	566	1 097	322	292 CRUDE VEG. MATERIALS, NES	32 963	30 798	19 057
513 CARBOXYLIC ACIDS, DERIVTS	1 141	300	181	321 COAL, NOT AGGLOMERATED	11 868 483	72 002	44 651
522 INORGANIC CHEM. ELEMENTS	1 703	369	231	322 BRIQUETTES, LIGNITE, PEAT	147 852	1 287	786
541 MEDICINES, ETC. EXC. GRP542	79	264	164	325 COKE, SEMI-COKE, RET. CARBN	162 529	2 143	1 232
542 MEDICAMENTS	78	755	471	513 CARBOXYLIC ACIDS, DERIVTS	1	134	71
553 PERFUMERY, COSMETICS, ETC.	146	284	178	514 NITROGEN-FUNCT. COMPOUNDS	1 492	457	285
554 SOAP, CLEANERS, POLISH, ETC	575	140	85	519 STARCHES, INULIN, ETC.	3 493	2 446	1 509
575 OTH. PLASTIC, PRIMARY FORM	47	51	34	521 LEATHER	57	325	202
581 PLASTIC TUBE, PIPE, HOSE	48	52	33	551 TEXTILE YARN	1 740	955	610
582 PLASTIC PLATE, SHEETS, ETC	94	126	76	552 COTTON FABRICS, WOVEN	302	303	177
592 STARCHES, INULIN, ETC.	145	75	46	553 FABRICS, MAN-MADE FIBRES	179	166	100
597 PREPRD. ADDITIVES, LIQUIDS	1 488	761	477	558 TEXTILE ARTICLES NES	12 100	16 653	10 232
598 MISC. CHEMICAL PRODS. NES	171	94	59	659 FLOOR COVERINGS, ETC.	260	206	124
629 ARTICLES OF RUBBER, NES	11	62	37	666 POTTERY	545	108	66
635 WOOD MANUFACTURES, NES	291	375	233	667 PEARLS, PRECIOUS STONES			
641 PAPER AND PAPERBOARD	2 806	541	338	695 TOOLS	15	63	40
642 PAPER, PAPERBOARD, CUT ETC	461	310	191	718 OTH. POWR. GENRTNG. MACHNRY	8	47	30
653 FABRICS, MAN-MADE FIBRES	70	60	35	724 TEXTILE, LEATHER MACHINES	10	60	36
657 SPECIAL YARN, TXTL. FABRIC	24	87	55	742 PUMPS FOR LIQUIDS, PARTS	32	464	297
658 TEXTILE ARTICLES NES	28	62	37	745 OTH. NONELEC MCH, TOOL, NES	41	203	125
662 CLAY, REFRCT. CONSTR. MATRL	1 461	149	89	749 NON-ELECT MACH. PARTS, ETC	7	135	78
663 MINERAL MANUFACTURES, NES	44	70	42	764 TELECOMM. EQUIP. PARTS NES	4	117	72
664 GLASS	1 460	163	100	772 ELEC. SWITCH. RELAY. CIRCUIT	1	74	46
665 GLASSWARE	697	300	186	776 TRANSISTORS, VALVES, ETC.	14	76	48
666 POTTERY	109	483	300	821 FURNITURE, CUSHIONS, ETC.	132	312	195
676 IRON, STL. BAR, SHAPES ETC.	1 814	119	72	821 TRUNK, SUIT-CASES, BAG, ETC	1 792	8 751	5 407
679 TUBES, PIPES, ETC. IRON, STL	10 895	1 764	1 098	841 MENS, BOYS CLOTHNG, X-KNIT	3 878	11 606	7 190
691 METALLIC STRUCTURES NES	138	83	49	842 WOMEN, GIRL CLOTHNG, XKNIT	532	2 583	1 609
693 WIRE PRODUCTS EXCL. ELECT	355	217	131	843 MENS, BOYS CLOTHNG, KNIT	50	63	38
694 NAILS, SCREWS, NUTS, ETC.	93	87	53	844 WOMEN, GIRLS CLOTHNG, KNIT	244	621	359
695 TOOLS	178	366	218	845 OTHR. TEXTILE APPAREL, NES	711	3 181	1 903
696 CUTLERY	25	164	100	846 CLOTHING ACCESSRS, FABRIC	35	96	60
697 HOUSEHOLD EQUIPMENT, NES	313	493	264	848 CLOTHNG, NONTXTL; HEADGEAR	72	293	183
699 MANUFACTS. BASE METAL, NES	545	644	393	851 FOOTWEAR	3 254	14 086	8 767
711 STEAM GENER. BOILERS, ETC.	21	183	116	874 MEASURE, CONTROL INSTRMNT	1	116	72
712 STEAM TURBINES		62	39	892 PRINTED MATTER	733	1 158	720
713 INTRNL COMBUS PSTN ENGIN	93	467	286	893 ARTICLES, NES, OF PLASTICS	89	268	168
716 ROTATING ELECTRIC PLANT	6	61	36	894 BABY CARRIAGE, TOYS, GAMES	41	127	80
718 OTH. POWR. GENRTNG. MACHNRY	80	915	571	897 GOLD, SILVERWARE, JEWEL NES	12	646	407
721 AGRIC. MACHINES, EX. TRACTR	22	69	42	899 MISC MANUFCTRD GOODS NES	157	218	137
724 TEXTILE, LEATHER MACHINES	137	231	146				
728 OTH. MACH, PTS, SPLC INDUST	68	364	223	001 LIVE ANIMALS	1 038	1 930	1 179
741 HEATING, COOLNG EQUIP, PART	94	598	366	022 MILK AND CREAM	1 920	758	448
742 PUMPS FOR LIQUIDS, PARTS	32	372	226	037 FISH ETC. PREPD, PRSVD. NES	111	76	46
743 PUMPS NES, CENTRIFUGS ETC	47	270	167	048 CEREAL PREPARATIONS	253	170	105
744 MECHANICAL HANDLING EQUIP	38	55	33	056 VEGETABLES, PRPD, PRSVD, NES	83	137	86
745 OTH. NONELEC MCH, TOOL, NES	1 801	3 978	2 530	058 FRUIT, PRESERVED, PREPARED	116	59	33
747 TAPS, COCKS, VALVES, ETC.	46	223	134	061 SUGARS, MOLASSES, HONEY	790	153	94
748 TRANSMISSIONS SHAFTS ETC	42	254	155	062 SUGAR CONFECTIONERY	111	96	34
749 NON-ELECT MACH. PARTS, ETC	32	214	128	073 CHOCOLATE, OTH. COCOA PREP	142	167	107
751 OFFICE MACHINES	50	171	108	081 ANIMAL FEED STUFF	1 218	1 388	857
752 AUTOMATC. DATA PROC. EQUIP	7	153	100	098 EDIBLE PRODD. PREPRTNS, NES	297	490	305
759 PARTS, FOR OFFICE MACHINS	2	50	31	111 NON-ALCOHOL. BEVERAGE, NES	268	60	39
763 SOUND RECORDER, PHONOGRPH	20	97	64	ALCOHOLIC BEVERAGES	4 648	856	543
764 TELECOMM. EQUIP. PARTS NES	29	854	540	232 SYNTHETIC RUBBER, ETC.	9 032	3 176	1 946
771 ELECT POWER MACHNY. PARTS	71	82	48	251 PULP AND WASTE PAPER	3 972	726	439
772 ELEC. SWITCH. RELAY. CIRCUIT	112	536	324	266 SYNTHETIC FIBRES	2 163	519	325
773 ELECTR DISTRIB. EQPT NES	1 161	481	296	273 STONE, SAND AND GRAVEL	687	120	73
775 DOM. ELEC. NON-ELEC. EQUIPT	85	315	185	278 OTHER CRUDE MINERALS	5 916	301	184
778 ELECTRIC. MACH. APPART. NES	29	152	90	285 ALUMINIUM ORE, CONCTR. ETC	1 081	154	96
781 PASS. MOTOR VEHCLS. EX. BUS	982	3 325	2 042	291 CRUDE ANIMAL MATERLS. NES	51	79	51
784 PARTS, TRACTORS, MOTOR VEH	65	306	189	292 CRUDE VEG. MATERIALS, NES	1 718	2 929	1 819
793 SHIP, BOAT, FLOAT. STRUCTRS	20	77	46	334 PETROLEUM PRODUCTS	1 267	370	226
				335 RESIDUAL PETROL. PRODUCTS	5 237	743	454

7 IMPORTS AND EXPORTS (SPECIAL TRADE) BY COUNTRIES OF PRODUCTION AND CONSUMPTION AND BY GROUPS OF THE SITC-REV. III 1994

GROUP DESCRIPTION	DT = 100 KG	1 000 DM	1 000 \$	GROUP DESCRIPTION	DT = 100 KG	1 000 DM	1 000 \$
411 ANIMAL OILS AND FATS	224	169	104	764 TELECOMM.EQUIP.PARTS NES	5 421	72 865	45 217
431 ANIMAL VEG.FATS.OILS.NES	2 869	548	335	771 ELECT.POWER.MACHNRY.PARTS	770	3 088	1 943
511 HYDROCARBONS,NES,DERIVTS	3 687	1 132	697	772 ELECT.SWITCH.RELAY.CIRCUIT	3 420	30 116	18 366
512 ALCOHOL,PHENOL,ETC.DERIV	20 441	4 243	2 624	773 ELECTR.DISTRIB.EQPT NES	665	1 890	1 190
513 CARBOXYLIC ACIDS,DERIVTS	24 769	8 868	5 479	774 ELECTRO-MEDCL.XRAY EQUIP	599	13 883	8 514
514 NITROGEN-FUNCT.COMPOUNDS	51 932	28 309	17 329	775 DDM.ELEC.NON-ELEC.EQUIPT	825	1 466	907
515 ORGANO-INORGANIC COMPNDS	7 356	25 076	15 447	776 TRANSISTORS,VALVES,ETC.	8	720	441
516 OTHER ORGANIC CHEMICALS	17 233	8 228	5 118	778 ELECTRIC.MACH.APPART.NES	6 736	14 783	9 200
522 INORGANIC CHEM.ELEMENTS	62 070	7 268	4 507	781 PASS.MOTOR VEHCLS.EX.BUS	6 850	22 408	13 847
523 METAL.SALTS,INORGAN.ACID	23 204	4 167	2 560	782 GOODS,SPCL TRANSPORT VEH	1 345	2 443	1 571
524 OTHER CHEMICAL COMPOUNDS	832	309	187	784 PARTS,TRACTORS,MOTOR VEH	2 350	7 702	4 771
531 SYNTH.COLOURS,LAKES,ETC.	7 491	23 917	14 770	785 CYCLES,MOTORCYCLES ETC.	39	159	95
532 DYEING,TANNING MATERIALS	2 495	776	475	786 TRAILERS,SEMI-TRAILR,ETC	81	118	75
533 PIGMENTS,PAINTS,ETC.	17 478	10 476	6 502	791 RAILWAY VEHICLES.EQUIPNT	70	215	138
541 MEDICINES,ETC.EXC.GRP542	2 661	33 520	20 588	792 AIRCRAFT,ASSOCTD.EQUIPNT	14	1 236	808
542 MEDICAMENTS	1 345	19 027	11 615	793 SHIP,BOAT,FLOAT,STRUCTRS	33	311	188
551 ESSNTL.OIL,PERFUME,FLAVR	988	3 089	1 900	812 PLUMBNG,SANITRY,EQPT.ETC	54	74	47
553 PERFUMERY,COSMETICS,ETC.	187	1 636	1 018	813 LIGHTNG FIXTURES ETC.NES	141	922	575
554 SOAP,CLEANERS,POLISH,ETC	20 926	8 018	4 961	821 FURNITURE,CUSHIONS,ETC.	1 109	1 760	1 080
562 FERTILIZER,EXCEPT GRP272	1 773 533	26 356	16 194	831 TRUNK,SUIT-CASES,BAG,ETC	50	263	164
571 POLYMERS OF ETHYLENE	4 910	931	581	841 MENS,BOYS CLOTHNG,X-KNIT	53	1 534	954
572 POLYMERS OF STYRENE	14 313	2 868	1 794	842 WOMEN,GIRL CLOTHNG,XKNIT	14	837	505
573 POLYMERS,VINYL CHLORIDE	29 180	4 347	2 722	843 MENS,BOYS CLOTHING,KNIT	2	50	32
574 POLYACETAL,POLYCARBONATE	2 605	1 689	1 051	844 WOMEN,GIRLS CLOTHING,KNIT	2	72	41
575 OTH.PLASTIC,PRIMARY FORM	28 914	16 748	10 395	845 OTHR.TEXTILE APPAREL,NES	15	395	240
579 PLASTIC WASTE, SCRAP ETC	330	117	72	846 CLOTHING ACCESSRS,FABRIC	13	309	197
581 PLASTIC TUBE,PIPE,HOSE	203	580	361	848 CLOTHING,NONXTL;HEADGEAR	7	186	115
582 PLASTIC PLATE,SHEETS,ETC	2 059	2 004	1 244	851 FOOTWEAR	7	99	61
583 MONOFILAMENT OF PLASTICS	114	193	120	871 OPTICAL INSTRUMENTS,NES	80	2 968	1 845
591 INSECTICIDES, ETC.	17 094	24 678	15 165	872 MEDICAL INSTRUMENTS NES	350	10 741	6 672
592 STARCHES,INULIN,ETC.	13 456	2 918	1 823	873 METERS,COUNTERS,NES	186	1 396	857
597 PREPRD ADDITIVES,LIQUIDS	5 478	2 568	1 565	874 MEASURE,CONTROL INSTRMNT	811	16 721	10 329
598 MISC.CHEMICAL PRDTS.NES	41 450	17 798	11 008	881 PHOTOGRAPH APPAR.ETC.NES	62	605	376
612 MANUFACT. LEATHER ETC.NES	6	47	30	882 PHOTO.CINEMATOGRPH.SUPPL	5 695	12 664	7 851
621 MATERIALS OF RUBBER	287	400	247	884 OPTICAL GOODS NES	2	583	365
625 RUBBER TYRES,TUBES,ETC.	1 338	781	481	885 WATCHES AND CLOCKS	71	520	320
629 ARTICLES OF RUBBER, NES	988	1 682	1 039	891 ARMS AND AMMUNITION	40	1 089	669
634 VENEERS, PLYWOOD, ETC.	134	55	35	892 PRINTED MATTER	1 405	2 082	1 284
635 WOOD MANUFACTURES, NES	217	189	122	893 ARTICLES,NES,OF PLASTICS	1 539	3 120	1 935
641 PAPER AND PAPERBOARD	31 935	6 887	4 148	894 BABY CARRIAGE,TOYS,GAMES	216	423	262
642 PAPER,PAPERBOARD,CUT ETC	2 047	1 321	828	895 OFFICE,STATIONERY SUPPLS	853	5 152	3 220
651 TEXTILE YARN	2 186	3 841	2 374	896 WORKS OF ART,ANTIQUE ETC	1	322	198
652 COTTON FABRICS, WOVEN	698	1 458	914	897 GOLD,SILVERWARE,JEWEL NES	1	698	445
653 FABRICS,MAN-MADE FIBRES	1 201	3 579	2 198	898 MUSICAL INSTRUMENTS,ETC.	1 353	4 791	2 968
654 OTH.TEXTILE FABRIC,WOVEN	42	280	173	899 MISC MANUFCTRD GOODS NES	223	2 865	1 777
655 KNIT,CROCHET FABRIC NES	157	800	495				
656 TULLE,LACE,EMBROIDRY,ETC	18	126	73	VENEZUELA			
657 SPECIAL YARN,TXTL.FABRIC	1 207	2 962	1 827	IMPORTS	45 227 767	795 297	497 696
658 TEXTILE ARTICLES NES	27	106	61				
662 CLAY,REFRCT.CONSTR.MATRL	30 050	3 649	2 259	034 FISH,FRESH,CHILLED,FROZN	17	168	106
663 MINERAL MANUFACTURES,NES	2 905	1 899	1 181	057 FRUIT,NUTS EXCL.OIL NES	12 491	1 323	836
664 GLASS	4 862	1 190	737	058 FRUIT,PRESERVED,PREPARED	5 726	678	407
665 GLASSWARE	2 180	2 637	1 647	059 FRUIT,VEGETABLE JUICES	219	51	30
666 POTTERY	397	757	474	071 COFFEE,COFFEE SUBSTITUTE	24 421	8 216	5 127
667 PEARLS,PRECIOUS STONES	4	636	399	072 COCOA	6 234	1 634	1 018
671 PIG IRON,SPIEGELEISN,ETC	7	6	9	112 ALCOHOLIC BEVERAGES	170	117	75
673 FLAT-ROLLED IRON ETC.	218 907	14 743	9 268	222 OILSEED(SFT.FIX VEG.OIL)	12 896	2 277	1 418
674 FLAT-ROLLED PLATED IRON	152 642	11 696	7 301	263 COTTON	10 441	418	267
675 FLAT-ROLLED, ALLOY STEEL	31 437	5 831	3 582	278 OTHER CRUDE MINERALS	36 115	4 025	2 498
676 IRON,STL.BAR,SHAPES ETC.	29 395	2 689	1 653	282 FERROUS WASTE AND SCRAP	1 967	263	168
678 WIRE OF IRON OR STEEL	153	111	68	288 NON-FERROUS WASTE,SCRAP	3 128	1 916	1 146
679 TUBES,PIPES,ETC.IRON,STL	7 924	2 360	1 433	292 CRUDE VEG.MATERIALS, NES	319	317	194
681 SILVER,PLATINUM,ETC.	2	112	66	321 COAL,NOT AGGLOMERATED	1 768 507	12 538	7 636
682 COPPER	2 405	2 090	1 323	333 PETROLEUM OILS, CRUDE	39 075 912	622 888	390 116
683 NICKEL	132	340	210	334 PETROLEUM PRODUCTS	3 837 541	43 719	27 183
684 ALUMINIUM	11 247	6 363	3 964	421 FIXED VEG.FAT,OILS, SOFT	1 315	299	182
687 TIN	34	71	44	511 HYDROCARBONS,NES,DERIVTS	39 382	2 496	1 432
689 MISC.NON-FERR.BASE METAL	11	204	129	512 ALCOHOL,PHENOL,ETC.DERIV	66 522	4 756	3 113
691 METALLIC STRUCTURES NES	798	719	446	514 NITROGEN-FUNCT.COMPOUNDS	195	51	30
692 CONTAINERS,STORAGE,TRNSP	80	162	104	522 INORGANIC CHEM.ELEMENTS	1 951	113	73
693 WIRE PRODUCTS EXCL.ELECT	71	292	179	524 OTHER CHEMICAL COMPOUNDS	24 581	2 543	1 538
694 NAILS,SCREWS,NUTS,ETC.	336	1 061	647	533 PIGMENTS, PAINTS, ETC.	140	70	43
695 TOOL	2 227	6 290	3 930	551 ESSNTL.OIL,PERFUME,FLAVR	90	288	165
696 CUTLERY	308	1 093	675	574 POLYACETAL,POLYCARBONATE	1 020	110	83
697 HOUSEHOLD EQUIPMENT,NES	196	642	401	575 OTH.PLASTIC,PRIMARY FORM	1 240	211	133
699 MANUFACTS.BASE METAL,NES	5 787	5 437	3 369	598 MISC.CHEMICAL PRDTS.NES	7 267	949	607
700 CPL IND PLANT (84/85/87)	3 793	36 851	22 439	611 LEATHER	30	79	52
711 STEAM GENER. BOILERS,ETC.	35	331	202	657 SPECIAL YARN,TXTL.FABRIC	30	50	32
712 STEAM TURBINES	2	154	96	667 PEARLS,PRECIOUS STONES	4 250	305	199
713 INTRNL COMBUS PSTN ENGIN	859	5 978	3 752	671 PIG IRON,SPIEGELEISN,ETC	67 409	42 586	289
716 ROTATING ELECTRIC PLANT	1 289	4 243	2 596	684 ALUMINIUM	276 600	473	289
718 OTH.POWR.GENRTNG.MACHNRY	480	4 008	2 543	697 HOUSEHOLD EQUIPMENT,NES	596	61	36
721 AGRIC.MACHINES,EX.TRACTR	274	799	502	699 MANUFACTS.BASE METAL,NES	197	118	70
722 TRACTORS	1 074	1 006	636	712 STEAM TURBINES	7	312	754
723 CIVIL ENGINEERING EQUIPT	17 620	22 434	14 085	728 OTH.MACH,PTS,SPCL INDUST	320	1 107	68
724 TEXTILE,LEATHER MACHINES	8 687	40 110	24 806	741 HEATING,COOLNG EQUIP,PART	1	109	67
725 PAPER,PULP MILL MACHINES	596	8 662	5 338	743 PUMPS NES,CENTRIFUGS ETC	10	72	42
726 PRINTNG,BOOKBINDNG MACHS	5 355	28 864	17 571	745 OTH.NONELEC.MCH,TOOL,NES	8	821	524
727 FOOD-PROCESS.MCH.NON DDM	1 017	6 376	3 958	747 TAPS,COCKS,VALVES,ETC.	120	59	34
728 OTH.MACH,PTS,SPCL INDUST	14 038	51 141	32 091	748 TRANSMISSIONS SHAFTS ETC	104	148	92
731 METAL REMOVAL WORK TOOLS	1 206	1 020	633	759 PARTS,FOR OFFICE MACHINS	2	497	310
733 MACH-TOOLS,METAL-NORKING	3 086	8 069	5 045	764 TELECOMM.EQUIP.PARTS NES	26	57	33
735 PARTS,NES,FOR MACH-TOOLS	200	1 218	751	772 ELEC.SWITCH.RELAY.CIRCUIT	17	100	60
737 METALWORKING MACHNRY NES	643	711	445	778 ELECTRIC.MACH.APPART.NES	5	1 253	740
741 HEATING,COOLNG EQUIP,PART	5 224	15 504	9 488	845 OTHR.TEXTILE APPAREL,NES	8	1 853	1 137
742 PUMPS FOR LIQUIDS,PARTS	582	5 838	3 562	871 OPTICAL INSTRUMENTS,NES	5	194	123
743 PUMPS NES,CENTRIFUGS ETC	1 400	5 543	3 433	874 MEASURE,CONTROL INSTRMNT	19	133	83
744 MECHANICAL HANDLING EQUIP	8 007	13 035	8 228	882 PHOTO.CINEMATOGRPH.SUPPL	4	62	33
745 OTH.NONELEC.MCH,TOOL,NES	5 660	38 118	29 361	885 WATCHES AND CLOCKS	18	185	114
746 BALL OR ROLLER BEARINGS	752	2 274	1 413	891 ARMS AND AMMUNITION	18	185	114
747 TAPS,COCKS,VALVES,ETC.	682	5 328	3 259	896 WORKS OF ART,ANTIQUE ETC	18	185	114
748 TRANSMISSIONS SHAFTS ETC	1 275	4 588	2 859				
749 NON-ELECT MACH.PARTS,ETC	819	5 677	3 422	EXPORTS	3 157 719	731 498	448 604
751 OFFICE MACHINES	488	1 714	1 083				
752 AUTOMATC.DATA PROC.EQUIP	292	5 343	3 335	001 LIVE ANIMALS	24	190	112
759 PARTS,FOR OFFICE MACHINS	20	758	472	017 MEAT,OFFL.PRPD,PRSDV,NES	44	73	43
761 TELEVISION RECEIVERS ETC	2	92	59	022 MILK AND CREAM	1 210	365	219
763 SOUND RECORDER,PHONOGRPH	58	58	36	024 CHEESE AND CURD	164	181	107

7 IMPORTS AND EXPORTS (SPECIAL TRADE) BY COUNTRIES OF PRODUCTION AND CONSUMPTION AND BY GROUPS OF THE SITC-REV. III 1994

GROUP DESCRIPTION	DT = 100 KG	1 000 DM	1 000-\$	GROUP DESCRIPTION	DT = 100 KG	1 000 DM	1 000 \$
037 FISH ETC.PRPD,PRSD,NES	16	67	40	723 CIVIL ENGINEERING EQUIPT	6 262	12 440	7 469
041 WHEAT, MESLIN, UNMILLED	1 754 915	34 533	21 106	724 TEXTILE, LEATHER MACHINES	1 342	9 613	5 932
048 CEREAL PREPARATIONS	239 185	8 443	5 264	725 PAPER, PULP MILL MACHINES	1 498	1 735	1 066
054 VEGETABLES	1 078	628	394	726 PRINTING, BOOKBINDING MACHS	1 568	9 301	5 763
056 VEGETABLES, PRPD, PRSD, NES	172	104	65	727 FOOD-PROCESS. MCH. NON DOM	2 128	8 104	4 984
057 FRUIT, NUTS EXCL. OIL NUTS	204	122	70	728 OTH. MACH, PTS, SPCL INDUST	4 017	26 012	16 066
061 SUGARS, MOLASSES, HONEY	446	87	55	731 METAL REMOVAL WORK TOOLS	667	538	375
073 CHOCOLATE, OTH. COCOA PREP	39	78	48	733 MACH-TOOLS, METAL-WORKING	133	419	251
075 SPICES	707	257	156	735 PARTS, NES, FOR MACH-TOOLS	118	1 368	842
081 ANIMAL FEED STUFF	1 462	1 250	763	737 METALWORKING MACHNRY NES	2 156	4 898	3 020
098 EDIBLE PROD. PREPRTNS, NES	301	536	330	741 HEATING, COOLING EQUIP, PART	2 702	11 925	7 332
112 ALCOHOLIC BEVERAGES	2 406	515	314	742 PUMPS FOR LIQUIDS, PARTS	1 851	11 074	6 798
232 SYNTHETIC RUBBER, ETC.	11 586	2 668	1 629	743 PUMPS NES, CENTRIFUGS ETC	2 021	11 202	6 814
251 PULP AND WASTE PAPER	5 383	1 347	836	744 MECHANICAL HANDLING EQUIP	5 721	14 047	8 790
263 COTTON	1 419	287	176	745 OTH. NONELEC MCH, TOOL, NES	1 763	19 177	11 847
266 SYNTHETIC FIBRES	1 081	351	203	746 BALL OR ROLLER BEARINGS	1 469	3 420	2 094
268 WOOL, OTHER ANIMAL HAIR	972	929	566	747 TAPS, COCKS, VALVES, ETC.	1 682	10 132	6 249
273 STONE, SAND AND GRAVEL	2 360	77	46	748 TRANSMISSIONS SHAFTS ETC	2 863	12 887	7 865
278 OTHER CRUDE MINERALS	23 854	1 346	843	749 NON-ELECT MACH. PARTS, ETC	4 026	8 426	5 145
285 ALUMINIUM ORE, CONCTR. ETC	6 783	910	546	751 OFFICE MACHINES	174	2 679	1 614
292 CRUDE VEG. MATERIALS, NES	3 117	8 493	5 128	752 AUTOMAT. DATA PROC. EQUIP	156	3 705	2 307
334 PETROLEUM PRODUCTS	445	163	98	759 PARTS, FOR OFFICE MACHINS	31	1 645	996
335 RESIDUAL PETROL. PRODUCTS	163 282	6 138	3 806	764 TELECOMM. EQUIP. PARTS NES	2 152	38 122	22 986
411 ANIMAL OILS AND FATS	345	107	68	771 ELECT POWER MACHNY PARTS	1 592	6 186	3 680
431 ANIMAL VEG. FATS, OILS, NES	5 164	775	483	772 ELECT SWITCH, RELAY, CIRCUIT	3 302	24 199	14 805
511 HYDROCARBONS, NES, DERIVTS	4 324	881	541	773 ELECTRO-DISTRIB. EQPT NES	585	1 841	1 153
512 ALCOHOL, PHENOL, ETC. DERIV	17 721	4 489	2 794	774 ELECTRO-MEAS. XRAY EQUIP	183	6 735	4 330
513 CARBOXYLIC ACIDS, DERIVTS	12 761	3 699	2 264	775 DOM. ELEC. NON-ELEC. EQUIPT	206	2 469	280
514 NITROGEN-FUNCT. COMPOUNDS	14 808	9 858	5 906	776 TRANSISTORS, VALVES, ETC.	53	2 485	1 528
515 ORGANIC-INORGANIC COMPNDS	4 636	9 020	5 520	778 ELECTRIC MACH. APPART. NES	32 762	17 172	10 702
516 OTHER ORGANIC CHEMICALS	7 159	3 347	2 080	781 PASS. MOTOR VEHCLS. EX. BUS	4 365	17 913	10 765
522 INORGANIC CHEM. ELEMENTS	16 572	4 805	2 943	782 GOODS, SPCL TRANSPORT VEH	161	179	108
523 METAL SALTS, INORGAN. ACID	22 139	3 425	2 105	784 PARTS, TRACTORS, MOTOR VEH	4 329	8 423	5 190
524 OTHER CHEMICAL COMPOUNDS	337	217	128	785 CYCLES, MOTORCYCLES ETC.	45	245	151
525 RADIO-ACTIVE MATERIALS		85	50	786 TRAILERS, SEMI-TRAILER, ETC	36	100	61
531 SYNTH. COLOURS, LAKES, ETC.	3 891	9 834	6 038	792 AIRCRAFT, ASSOCTD. EQUIPNT	91	979	611
532 DYEING, TANNING MATERIALS	9 279	1 286	776	800 CPL IND PLANT CHAP 90/94	10	420	259
533 PIGMENTS, PAINTS, ETC.	9 812	5 111	3 123	813 LIGHTING FIXTURES ETC. NES	416	1 549	930
541 MEDICINES, ETC. EXC. GRP542	2 303	15 318	9 343	821 FURNITURE, CUSHIONS, ETC.	1 951	1 363	819
542 MEDICAMENTS	4 323	12 084	7 373	831 TRUNK, SUIT-CASES, BAG, ETC	46	389	242
551 ESSENT. OIL, PERFUME, FLAVR	1 450	4 494	2 779	841 MENS, BOYS CLOTHING, X-KNIT	27	640	395
553 PERFUMERY, COSMETICS, ETC.	755	1 755	1 055	842 WOMEN, GIRL CLOTHING, XKNIT	4	447	274
554 SOAP, CLEANERS, POLISH, ETC	8 271	3 154	1 919	845 OTHR. TEXTILE APPAREL, NES	6	150	89
562 FERTILIZER, EXCEPT GRP272	102 247	1 979	1 157	846 CLOTHING ACCESSRS, FABRIC	14	189	111
571 POLYMERS OF ETHYLENE	4 789	830	509	848 CLOTHING, NONTXTL; HEADGEAR	64	149	92
572 POLYMERS OF STYRENE	5 544	1 377	805	851 FOOTWEAR	29	93	52
573 POLYMERS, VINYL CHLORIDE	7 169	1 885	1 135	871 OPTICAL INSTRUMENTS, NES	11	518	318
574 POLYACETAL, POLYCARBONATE	3 186	1 908	1 158	872 MEDICAL INSTRUMENTS NES	160	2 959	1 792
575 OTH. PLASTIC, PRIMARY FORM	20 720	15 820	9 629	873 METERS, COUNTERS, NES	8	199	119
579 PLASTIC WASTE, SCRAP ETC	526	230	147	874 MEASURE, CONTROL INSTRMNT	403	10 970	6 738
581 PLASTIC TUBE, PIPE, HOSE	964	2 241	1 365	881 PHOTOGRAPH APPAR. ETC. NES	158	2 020	1 219
582 PLASTIC PLATE, SHEETS, ETC	3 268	2 220	1 377	882 PHOTO. CINEMATOGRPH. SUPPL	2 427	4 532	2 768
583 MONOFILAMENT OF PLASTICS	61	69	43	884 OPTICAL GOODS NES		173	102
591 INSECTICIDES, ETC.	2 157	1 554	958	885 WATCHES AND CLOCKS	25	235	148
592 STARCHES, INULIN, ETC.	5 953	2 031	1 238	891 ARMS AND AMMUNITION	9	418	248
593 EXPLOSIVES, PYROTECHNICS	2 500	1 100	648	892 PRINTED MATTER	3 490	15 471	9 497
597 PREPRED ADDITIVES, LIQUIDS	3 625	1 894	1 152	893 ARTICLES, NES, OF PLASTICS	2 449	3 339	2 060
598 MISC. CHEMICAL PRODS. NES	25 249	11 457	7 077	894 BABY CARRIAGE, TOYS, GAMES	189	370	220
600 CPL IND PLANT CHAP 69-76	23	1 543	959	895 OFFICE, STATIONERY SUPPLS	332	1 252	762
621 MATERIALS OF RUBBER	234	406	246	896 WORKS OF ART, ANTIQUE ETC	1	66	39
625 RUBBER TYRES, TUBES, ETC.	468	326	196	897 GOLD, SILVERWARE, JEWEL NES		298	187
629 ARTICLES OF RUBBER, NES	989	2 465	1 538	898 MUSICAL INSTRUMENTS, ETC.	599	2 112	1 294
634 VENEERS, PLYWOOD, ETC.	333	118	72	899 MISC MANUFCTRD GOODS NES	316	1 395	847
635 WOOD MANUFACTURES, NES	2 439	227	142	941 COMPL IND PLANT CHAPT 99	126	119	72
641 PAPER AND PAPERBOARD	10 156	2 415	1 459				
642 PAPER, PAPERBOARD, CUT ETC	631	883	530	GUYANA			
651 TEXTILE YARN	333	1 068	653				
652 COTTON FABRICS, WOVEN	61	201	122	IMPORTS	1 866 292	20 272	12 882
653 FABRICS, MAN-MADE FIBRES	148	428	262				
655 KNIT, CROCHET, FABRIC NES	45	110	68	034 FISH, FRESH, CHILLED, FROZN	4	50	32
657 SPECIAL YARN, TXTL. FABRIC	1 204	3 103	1 916	042 RICE	19 092	2 002	1 275
658 TEXTILE ARTICLES NES	315	379	235	112 ALCOHOLIC BEVERAGES	9 511	1 384	862
659 FLOOR COVERINGS, ETC.	75	172	107	285 ALUMINIUM ORE, CONCTR. ETC	1 837 438	16 768	10 672
662 CLAY, REFRCT. CONSTR. MATRL	102 986	19 582	11 687				
663 MINERAL MANUFACTURES, NES	13 639	5 482	3 454	EXPORTS	8 222	7 627	4 621
664 GLASS	2 555	359	213				
665 GLASSWARE	1 044	1 164	709	335 RESIDUAL PETROL. PRODUCTS	760	89	56
666 POTTERY	531	1 026	638	542 MEDICAMENTS	3	52	32
667 PEARLS, PRECIOUS STONES	*	*	*	625 RUBBER TYRES, TUBES, ETC.	381	266	160
671 PIG IRON, SPIEGELEISEN, ETC	2 499	699	436	642 PAPER, PAPERBOARD, CUT ETC	139	79	46
673 FLAT-ROLLED IRON ETC.	125 011	8 402	5 306	657 SPECIAL YARN, TXTL. FABRIC	288	157	92
674 FLAT-ROLLED PLATED IRON	7 061	1 330	844	663 MINERAL MANUFACTURES, NES	204	59	36
675 FLAT-ROLLED, ALLOY STEEL	20 658	5 280	3 241	664 GLASS	840	96	57
676 IRON, STL. BAR, SHAPES ETC.	34 317	2 327	1 382	695 TDOLS	110	356	214
677 RAILWAY TRACK IRON, STEEL	3 181	548	330	699 MANUFACTS. BASE METAL, NES	271	81	50
678 WIRE OF IRON OR STEEL	844	237	144	713 INTRNL COMBUS PSTN ENGIN	28	227	143
679 TUBES, PIPES, ETC. IRON, STL	86 221	21 769	13 610	716 ROTATING ELECTRIC PLANT	58	159	101
681 SILVER, PLATINUM, ETC.	3	50	30	723 CIVIL ENGINEERING EQUIPT	341	2 188	1 306
682 COPPER	1 135	1 139	701	728 OTH. MACH, PTS, SPCL INDUST	615	658	407
683 NICKEL	70	236	145	735 PARTS, NES, FOR MACH-TOOLS	14	57	35
684 ALUMINIUM	46 830	19 331	11 860	744 MECHANICAL HANDLING EQUIP	89	321	194
689 MISC. NON-FERR. BASE METAL	4 680	1 396	862	745 OTH. NONELEC MCH, TOOL, NES	117	655	410
691 METALLIC STRUCTURES NES	211	361	216	749 NON-ELECT MACH. PARTS, ETC	18	77	47
692 CONTAINERS, STORAGE, TRNSP	5 093	5 588	3 564	771 ELECT POWER MACHNY PARTS	123	78	49
693 WIRE PRODUCTS EXCL. ELECT	252	484	298	772 ELEC. SWITCH, RELAY, CIRCUIT	83	536	318
694 NAILS, SCREWS, NUTS, ETC.	818	886	538	781 PASS. MOTOR VEHCLS. EX. BUS	19	97	56
695 TOOLS	1 116	4 380	2 687	782 GOODS, SPCL TRANSPORT VEH	800	82	53
696 CUTLERY	339	1 608	1 004	784 PARTS, TRACTORS, MOTOR VEH	132	113	75
697 HOUSEHOLD EQUIPMENT, NES	41	78	48	786 TRAILERS, SEMI-TRAILER, ETC	32	48	31
699 MANUFACTS. BASE METAL, NES	8 802	6 294	3 917	899 MISC MANUFCTRD GOODS NES	188	140	85
700 CPL IND PLANT (84/85/87)	791	12 057	7 627				
711 STEAM GENER. BOILERS, ETC.	171	518	315	SURINAME			
712 STEAM TURBINES	100	3 553	2 070				
713 INTRNL COMBUS PSTN ENGIN	488	2 727	1 655	IMPORTS	1 077 130	68 822	42 370
714 ENGINES, MOTORS NON-ELECT	3	86	55				
716 ROTATING ELECTRIC PLANT	2 166	8 800	5 427	001 LIVE ANIMALS	9	205	126
718 OTH. POWR. GENRTNG. MACHNRY	669	2 144	1 281	042 RICE	132 927	15 658	9 688
721 AGRIC. MACHINES, EX. TRACTR	62	255	153	231 NATURAL RUBBER, ETC.	34	46	30

7 IMPORTS AND EXPORTS (SPECIAL TRADE) BY COUNTRIES OF PRODUCTION AND CONSUMPTION AND BY GROUPS OF THE SITC-REV. III 1994

GROUP DESCRIPTION	DT = 100 KG	1 000 DM	1 000 \$	GROUP DESCRIPTION	DT = 100 KG	1 000 DM	1 000 \$
247 WOOD ROUGH,ROUGH SQUARED	4 679	142	88	248 WOOD, SIMPLY WORKED	1 708	902	555
285 ALUMINIUM ORE,CONCTR.ETC	829 944	26 703	16 625	292 CRUDE VEG.MATERIALS, NES	8 624	8 725	5 334
684 ALUMINIUM	109 458	25 989	15 765	582 PLASTIC PLATE,SHEETS,ETC	124	63	37
EXPORTS	49 826	10 666	6 626	634 VENEERS, PLYWOOD, ETC.	973	1 175	729
048 CEREAL PREPARATIONS	887	59	36	635 WOOD MANUFACTURES, NES	325	722	446
061 SUGARS,MOLASSES,HONEY	29 045	1 618	987	651 TEXTILE YARN	1 922	1 015	649
074 TEA AND MATE	194	85	54	657 SPECIAL YARN,TXTL.FABRIC	21	159	99
112 ALCOHOLIC BEVERAGES	5	86	51	692 CONTAINERS,STORAGE,TRNSP	39	60	36
278 OTHER CRUDE MINERALS	4 323	67	42	724 TEXTILE,LEATHER MACHINES	41	93	62
533 PIGMENTS, PAINTS, ETC.	216	125	78	775 DOM.ELEC,NON-ELEC.EQUIPT	53	74	48
542 MEDICAMENTS	66	781	491	793 SHIP,BOAT,FLOAT.STRUCTRS	81 788	2 429	1 546
553 PERFUMERY,COSMETICS,ETC.	46	137	80	831 TRUNK,SUIT-CASES,BAG,ETC	31	109	70
562 FERTILIZER,EXCEPT GRP272	300	53	32	841 MENS,BOYS CLOTHING,X-KNIT	105	282	168
571 POLYMERS OF ETHYLENE	2 630	378	236	842 WOMEN,GIRL CLOTHING,XKNIT	20	62	36
575 OTH.PLASTIC,PRIMARY FORM	3 164	426	268	843 MENS,BOYS CLOTHING,KNIT	68	257	152
591 INSECTICIDES, ETC.	313	756	469	845 OTHR.TEXTILE APPAREL,NES	1 480	2 626	1 639
598 MISC.CHEMICAL PRDTS.NES	126	101	63	848 CLOTHING,NONTXTL;HEADGEAR	46	224	129
621 MATERIALS OF RUBBER	20	57	38	892 PRINTED MATTER	245	398	252
642 PAPER,PAPERBOARD,CUT ETC	132	65	40	894 BABY CARRIAGE, TOYS,GAMES	56	190	124
657 SPECIAL YARN,TXTL.FABRIC	91	123	75	897 GOLD,SILVERWARE,JEWEL NES	4	62	37
662 CLAY,REFRCT.CONSTR.MATRL	572	60	37	899 MISC MANUFCTRD GOODS NES	1 056	1 895	1 165
664 GLASS	1 034	84	55	971 GOLD,NONMONTRY EXCL ORES	5	8 707	5 588
674 FLAT-ROLLED PLATED IRON	2 590	220	139	EXPORTS	1 539 732	337 067	207 940
695 TOOLS	76	166	107	001 LIVE ANIMALS	42	188	120
699 MANUFACTS.BASE METAL,NES	270	138	85	041 WHEAT, MESLIN, UNMILLED	654 506	11 033	6 774
713 INTRNL COMBUS PSTN ENGIN	6	64	38	045 MEAL,FLOUR OF WHEAT,MSLN	133 303	4 033	2 451
723 CIVIL ENGINEERING EQUIPT	629	1 956	1 236	048 CEREAL PREPARATIONS	7 326	604	372
727 FOOD-PROCESS.MCH.NON DOM	65	247	157	061 SUGARS,MOLASSES,HONEY	698	120	75
728 OTH.MACH,PTS,SPCL INDUST	392	476	290	081 ANIMAL FEED STUFF	2 983	893	552
741 HEATING,COOLNG EQUIP,PART	10	71	44	091 MARGARINE AND SHORTENING	300	1 111	71
743 PUMPS NES,CENTRIFUGS ETC	20	48	32	112 ALCOHOLIC BEVERAGES	6 261	1 481	920
744 MECHANICAL HANDLING EQUIP	147	460	237	231 NATURAL RUBBER, ETC.	175	85	51
745 OTH.NONELEC MCH,TOOL,NES	47	228	139	232 SYNTHETIC RUBBER, ETC.	861	306	186
748 TRANSMISSIONS SHAFTS ETC	9	125	76	251 PULP AND WASTE PAPER	1 059	220	136
772 ELEC.SWITCH.RELAY.CIRCUIT	25	74	44	266 SYNTHETIC FIBRES	17 800	4 425	2 707
778 ELECTRIC.MACH.APPART.NES	14	54	32	267 OTHER MAN-MADE FIBRES	482	278	166
784 PARTS,TRACTORS,MOTOR VEH	15	79	48	278 OTHER CRUDE MINERALS	51 011	941	580
892 PRINTED MATTER	32	71	43	292 CRUDE VEG.MATERIALS, NES	519	669	410
893 ARTICLES,NES,OF PLASTICS	77	64	41	334 PETROLEUM PRODUCTS	917	173	104
FRENCH GUIAN				395 RESIDUAL PETROL. PRODUCTS	9 573	1 045	661
IMPORTS	91 360	11 416	6 762	431 ANIMAL,VEG.FATS,OILS,NES	625	181	111
036 CRUSTACEANS,MOLLUSCS ETC	30	67	42	511 HYDROCARBONS,NES,DERIVTS	681	191	118
042 RICE	82 661	9 868	5 789	512 ALCOHOL,PHENOL,ETC.DERIV	4 323	1 004	626
512 ALCOHOL,PHENQL,ETC.DERIV	8 540	708	445	513 CARBOXYLIC ACIDS,DERIVTS	25 526	9 918	6 099
764 TELECOMM.EQUIP,PARTS NES	13	158	94	514 NITROGEN-FUNCT.COMPOUNDS	1 622	5 322	3 275
EXPORTS	34 437	289 946	180 452	515 ORGANO-INORGANIC COMPNDS	1 552	8 802	5 382
062 SUGAR CONFECTIONERY	108	78	49	516 OTHER ORGANIC CHEMICALS	984	1 426	872
112 ALCOHOLIC BEVERAGES	396	63	38	522 INORGANIC CHEM.ELEMENTS	9 212	1 699	1 045
278 OTHER CRUDE MINERALS	4 901	157	97	523 METAL.SALTS,INORGAN.ACID	43 693	5 280	3 246
514 NITROGEN-FUNCT.COMPOUNDS	35	208	126	531 SYNTH.COLOURS,LAKES,ETC.	1 078	3 543	2 177
522 INORGANIC CHEM.ELEMENTS	30	675	423	532 DYEING,TANNING MATERIALS	367	152	92
600 CPL IND PLANT CHAP 69-76	12 944	6 186	3 866	533 PIGMENTS, PAINTS, ETC.	8 226	4 492	2 749
642 PAPER,PAPERBOARD,CUT ETC	553	316	189	541 MEDICINES,ETC.EXC.GRP542	713	11 782	7 211
674 FLAT-ROLLED PLATED IRON	1 375	119	76	542 MEDICAMENTS	1 646	34 067	21 118
676 IRON,STL.BAR,SHAPES ETC.	3 562	328	201	551 ESSNTL.OIL,PERFUME,FLAVR	324	1 130	702
684 ALUMINIUM	188	146	91	553 PERFUMERY,COSMETICS,ETC.	523	777	481
691 METALLIC STRUCTURES NES	3 990	11 910	7 397	554 SOAP,CLEANERS,POLISH,ETC	6 868	2 044	1 255
694 NAILS,SCREWS,NUTS,ETC.	47	220	140	562 FERTILIZER,EXCEPT GRP272	66 421	1 856	1 136
695 TOOLS	16	60	34	571 POLYMERS OF ETHYLENE	6 800	731	458
700 CPL IND PLANT (84/85/87)	43	224	143	572 POLYMERS OF STYRENE	11 000	1 838	1 135
713 INTRNL COMBUS PSTN ENGIN	36	292	184	573 POLYMERS,VINYL CHLORIDE	4 654	1 110	679
721 AGRIC.MACHINES,EX.TRACTR	29	74	44	574 POLYACETAL,POLYCARBONATE	2 511	1 060	652
723 CIVIL ENGINEERING EQUIPT	12	64	41	575 OTH.PLASTIC,PRIMARY FORM	7 040	3 743	2 309
743 PUMPS NES,CENTRIFUGS ETC	16	78	45	581 PLASTIC TUBE,PIPE,HOSE	169	587	372
745 OTH.NONELEC MCH,TOOL,NES	97	566	353	582 PLASTIC PLATE,SHEETS,ETC	850	1 264	778
748 TRANSMISSIONS SHAFTS ETC	28	115	72	583 MONOFILAMENT OF PLASTICS	106	148	94
749 NON-ELECT MACH,PARTS,ETC	9	52	31	591 INSECTICIDES, ETC.	7 171	10 500	6 500
752 AUTOMATC.DATA PROC.EQUIP	1	264	170	592 STARCHES,INULIN,ETC.	745	482	289
764 TELECOMM.EQUIP,PARTS NES	2	130	82	597 PREPRD ADDITIVES,LIQUIDS	855	305	183
771 ELECT POWER MACHINY,PARTS	45	190	63	598 MISC.CHEMICAL PRDTS.NES	20 873	8 039	4 953
772 ELEC.SWITCH.RELAY.CIRCUIT	7	101	65	621 MATERIALS OF RUBBER	170	213	133
775 DOM.ELEC,NON-ELEC.EQUIPT	17	68	42	629 ARTICLES OF RUBBER, NES	318	959	594
778 ELECTRIC.MACH.APPART.NES	54	73	43	635 WOOD MANUFACTURES, NES	23	66	40
781 PASS.MOTOR VEHCLS.EX.BUS	487	1 309	815	641 PAPER AND PAPERBOARD	14 529	2 273	1 432
782 GOODS,SPCL TRANSPORT VEH	54	117	75	642 PAPER,PAPERBOARD,CUT ETC	440	285	176
784 PARTS,TRACTORS,MOTOR VEH	24	106	59	651 TEXTILE YARN	74	217	134
792 AIRCRAFT, ASSOCTD.EQUIPNT	878	262 895	163 661	653 FABRICS,MAN-MADE FIBRES	160	548	329
811 PREFABRICATED BUILDINGS	812	378	236	656 TULLE,LACE,EMBROIDRY.ETC	4	110	69
821 FURNITURE,CUSHIONS,ETC.	22	101	702	657 SPECIAL YARN,TXTL.FABRIC	189	1 004	628
874 MEASURE,CONTROL INSTRMNT	6	1 149	473	662 CLAY,REFRCT.CONSTR.MATRL	8 839	1 081	685
893 ARTICLES,NES,OF PLASTICS	53	98	58	663 MINERAL MANUFACTURES,NES	1 184	1 153	701
ECUADOR				679 TUBES,PIPES,ETC.IRON,STL	17 259	1 242	791
IMPORTS	3 308 673	457 282	283 329	682 COPPER	399	303	186
034 FISH,FRESH,CHILLED,FROZN	672	892	541	683 NICKEL	123	333	211
036 CRUSTACEANS,MOLLUSCS ETC	510	453	278	684 ALUMINIUM	502	120	72
037 FISH ETC.PRPD,PRSDV.NES	13 600	6 129	3 918	691 METALLIC STRUCTURES NES	147 425	11 335	7 094
045 OTHER CEREALS, UNMILLED	228	50	30	674 FLAT-ROLLED PLATED IRON	102 465	13 415	8 388
048 CEREAL PREPARATIONS	697	531	330	675 FLAT-ROLLED, ALLOY STEEL	192	58	37
054 VEGETABLES	16 915	2 995	1 845	676 IRON,STL.BAR,SHAPES ETC.	2 477	357	227
056 VEGETABLES,PRPD,PRSDV,NES	3 114	1 246	767	678 WIRE OF IRON OR STEEL	617	107	65
057 FRUIT,NUTS EXCL.OIL NUTS	2 878 109	298 020	183 399	679 TUBES,PIPES,ETC.IRON,STL	438	211	131
058 FRUIT,PRESERVED,PREPARED	12 189	1 638	1 014	682 COPPER	381	297	186
059 FRUIT,VEGETABLE JUICES	13 565	4 718	2 929	683 NICKEL	42	68	42
071 COFFEE,COFFEE SUBSTITUTE	195 901	89 149	56 198	684 ALUMINIUM	3 536	2 035	1 254
072 COCOA	49 353	12 951	7 979	691 METALLIC STRUCTURES NES	3 890	1 999	1 233
098 EDIBLE PROD.PREPRTNS,NES	2 482	576	356	692 CONTAINERS,STORAGE,TRNSP	185	85	52
121 TOBACCO, UNMANUFACTURED	42	127	81	694 NAILS,SCREWS,NUTS,ETC.	1 222	837	522
223 OILSEED(OTH.FIX.VEG.OIL)	13 454	825	473	695 TOOLS	1 663	3 653	2 249
				696 CUTLERY	50	517	316
				697 HOUSEHOLD EQUIPMENT,NES	102	245	155
				698 MANUFACTS.BASE METAL,NES	1 264	1 990	1 214
				700 CPL IND PLANT (84/85/87)	8	92	56
				712 STEAM TURBINES	2	188	113
				713 INTRNL COMBUS PSTN ENGIN	914	13 249	7 968
				716 ROTATING ELECTRIC PLANT	247	506	311
				OTH.PWRNG,GENRTRNG.MACHNRY	90	1 258	786

7 IMPORTS AND EXPORTS (SPECIAL TRADE) BY COUNTRIES OF PRODUCTION AND CONSUMPTION AND BY GROUPS OF THE SITC-REV. III 1994

GROUP DESCRIPTION	DT = 100 KG	1 000 DM	1 000 \$	GROUP DESCRIPTION	DT = 100 KG	1 000 DM	1 000 \$
721 AGRIC. MACHINES, EX. TRACTR	47	114	71	667 PEARLS, PRECIOUS STONES	.	.	.
723 CIVIL ENGINEERING EQUIPT	554	452	275	682 COPPER	80 746	27 184	16 946
724 TEXTILE, LEATHER MACHINES	2 048	8 199	5 082	684 ALUMINIUM	249	69	41
725 PAPER, PULP MILL MACHINES	180	896	571	686 ZINC	25 607	7 913	4 991
726 PRINTING, BOOKBINDING MACHS	1 609	8 459	5 083	689 MISC. NON-FERR. BASE METAL	2 686	2 511	1 564
727 FOOD-PROCESS. MCH. NON DOM	519	3 038	1 885	742 PUMPS FOR LIQUIDS, PARTS	83	398	244
728 OTH. MACH. PTS, SPCL INDUST	1 581	6 764	4 217	749 NON-ELECT MACH. PARTS, ETC	48	55	34
731 METAL REMOVAL WORK TOOLS	675	297	188	821 FURNITURE, CUSHIONS, ETC.	344	236	145
733 MACH-TOOLS, METAL-WORKING	352	1 290	819	841 MENS, BOYS CLOTHING, X-KNIT	324	387	246
735 PARTS, NES, FOR MACH-TOOLS	42	388	230	842 WOMEN, GIRL CLOTHING, XKNIT	400	434	279
737 METALWORKING MACHNRY NES	184	1 159	717	843 MENS, BOYS CLOTHING, KNIT	970	3 813	2 310
741 HEATING, COOLING EQUIP, PART	374	1 516	938	844 WOMEN, GIRLS CLOTHING, KNIT	140	905	541
742 PUMPS FOR LIQUIDS, PARTS	167	1 461	895	845 OTHR. TEXTILE APPAREL, NES	5 009	17 434	10 802
743 PUMPS NES, CENTRIFUGS ETC	314	1 827	1 113	846 CLOTHING ACCESSRS, FABRIC	8	96	61
744 MECHANICAL HANDLING EQUIP	4 051	3 112	1 954	848 CLOTHING, NONXTL; HEADGEAR	22	87	55
745 OTH. NONELEC MCH, TOOL, NES	2 563	14 144	8 896	851 FOOTWEAR	34	92	58
746 BALL OR ROLLER BEARINGS	72	617	387	874 MEASURE, CONTROL INSTRMNT	18	65	41
747 TAPS, COCKS, VALVES, ETC.	144	696	422	894 BABY CARRIAGE, TOYS, GAMES	37	117	71
748 TRANSMISSIONS SHAFTS ETC	385	2 564	1 588	896 WORKS OF ART, ANTIQUE ETC	6	391	240
749 NON-ELECT MACH. PARTS, ETC	271	1 843	1 141	897 GOLD, SILVERWARE, JEWEL NES	129	1 311	806
751 OFFICE MACHINES	28	105	68	898 MUSICAL INSTRUMENTS, ETC.	36	79	50
752 AUTOMATC. DATA PROC. EQUIP	155	2 796	1 681	899 MISC MANUFCTRD GOODS NES	35	138	83
759 PARTS, FOR OFFICE MACHINS	1	48	32	971 GOLD, NONMONTRY EXCL ORES	7	11 010	6 852
764 TELECOMM. EQUIP. PARTS NES	1	1 013	631				
771 ELECT POWER MACHNY PARTS	27	169	105	EXPORTS	3 253 502	393 325	242 601
772 ELEC. SWITCH, RELAY, CIRCUIT	1 075	3 820	2 374	001 LIVE ANIMALS	9	207	129
773 ELECTR DISTRIB. EQPT NES	40	166	102	022 MILK AND CREAM	15 902	2 629	1 623
774 ELECTRO-MEDCL XRAY EQUIP	188	2 417	1 521	024 CHEESE AND CURD	2 931	1 060	651
775 DOM. ELEC. NON-ELEC. EQUIPT	89	385	232	041 WHEAT, MESLIN, UNMILLED	2 500 195	42 496	25 674
776 TRANSISTORS, VALVES, ETC.	3	202	119	048 CEREAL PREPARATIONS	193 355	8 633	5 366
778 ELECTRIC. MACH. APPART. NES	3 104	9 603	5 891	054 VEGETABLES	956	1 218	758
781 PASS. MOTOR VEHCL. EX. BUS	3 027	9 632	5 904	058 FRUIT, PRESERVED, PREPARED	164	114	68
782 GOODS, SPCL TRANSPORT VEH	52 214	3 657	2 296	061 SUGARS, MOLASSES, HONEY	1 056	156	91
783 ROAD MOTOR VEHICLES NES	6 017	1 990	1 268	073 CHOCOLATE, OTH. COCOA PREP	93	92	57
784 PARTS, TRACTORS, MOTOR VEH	3 859	5 664	3 514	081 ANIMAL FEED STUFF	1 100	846	531
785 CYCLES, MOTORCYCLES ETC.	36	75	46	098 EDIBLE PROD. PREPRTNS, NES	1 297	520	325
786 TRAILERS, SEMI-TRAILER, ETC	9 162	536	319	099 ALCOHOLIC BEVERAGES	4 663	1 225	770
791 RAILWAY VEHICLES. EQUIPNT	169	49	31	112 SYNTHETIC RUBBER, ETC.	1 081	488	301
793 SHIP, BOAT, FLOAT, STRUCTRS	7	52	31	251 PULP AND WASTE PAPER	2 767	512	324
813 LIGHTNG FIXTURES ETC. NES	110	361	225	263 COTTON	134	53	31
821 FURNITURE, CUSHIONS, ETC.	261	288	175	266 SYNTHETIC FIBRES	1 880	523	321
841 MENS, BOYS CLOTHING, X-KNIT	3	73	46	267 OTHER MAN-MADE FIBRES	5 110	135	85
846 CLOTHING ACCESSRS, FABRIC	26	649	399	278 OTHER CRUDE MINERALS	20 567	537	337
848 CLOTHING, NONXTL; HEADGEAR	12	64	35	291 CRUDE ANIMAL MATERLS, NES	467	1 570	972
851 FOOTWEAR	10	124	78	292 CRUDE VEG. MATERIALS, NES	414	358	224
871 OPTICAL INSTRUMENTS, NES	1	78	45	334 PETROLEUM PRODUCTS	2 444	611	384
872 MEDICAL INSTRUMENTS NES	466	3 471	2 119	335 RESIDUAL PETROL. PRODUCTS	4 929	618	383
873 METERS, COUNTERS, NES	3	106	65	422 FIXED VEG. FAT, OILS, OTHER	567	71	43
874 MEASURE, CONTROL INSTRMNT	190	4 548	2 832	431 ANIMAL, VEG. FATS, OILS, NES	382	83	50
881 PHOTOGRAPH APPAR. ETC. NES	20	362	225	511 HYDROCARBONS, NES, DERIVTS	3 227	1 014	628
882 PHOTO. CINEMATOGRPH. SUPPL	554	1 504	928	512 ALCOHOL, PHENOL, ETC. DERIV	2 787	842	518
884 OPTICAL GOODS NES	132	132	82	513 CARBOXYLIC ACIDS, DERIVTS	22 142	5 737	3 562
885 WATCHES AND CLOCKS	2	55	35	514 NITROGEN-FUNCT. COMPOUNDS	2 583	2 491	1 537
891 ARMS AND AMMUNITION	8	203	123	515 ORGANO-INORGANIC COMPNDS	4 661	6 264	3 831
892 PRINTED MATTER	1 284	3 740	475	516 OTHER ORGANIC CHEMICALS	1 081	1 473	909
893 ARTICLES, NES, OF PLASTICS	403	770	125	522 INORGANIC CHEM. ELEMENTS	20 469	3 621	2 239
894 BABY CARRIAGE, TOYS, GAMES	86	206	196	523 METAL, SALTS, INORGAN. ACID	47 456	3 993	2 441
895 OFFICE, STATIONERY SUPPLS	671	1 939	522	524 OTHER CHEMICAL COMPOUNDS	2 212	325	202
897 GOLD, SILVERWARE, JEWEL NES		857	277	531 SYNTH. COLOURS, LAKES, ETC.	2 849	9 108	5 636
898 MUSICAL INSTRUMENTS, ETC.	109	444	552	532 DYEING, TANNING MATERIALS	353	178	109
899 MISC MANUFCTRD GOODS NES	263	882	251	533 PIGMENTS, PAINTS, ETC.	13 036	5 005	3 126
971 GOLD, NONMONTRY EXCL ORES		415		541 MEDICINES, ETC. EXC. GRP542	1 533	8 224	5 081
				542 MEDICAMENTS	512	3 720	2 290
				551 ESSNTL. OIL, PERFUME, FLAVR	338	1 300	804
				553 PERFUMERY, COSMETICS, ETC.	1 332	1 762	1 094
				554 SOAP, CLEANERS, POLISH, ETC	12 760	4 219	2 609
				572 FERTILIZER, EXCEPT GRP272	1 207	467	282
				571 POLYMERS OF ETHYLENE	3 096	450	267
				573 POLYMERS OF STYRENE	16 104	2 728	1 693
				574 POLYMERS, VINYL CHLORIDE	6 215	1 680	1 047
				575 POLYACETAL, POLYCARBONATE	4 561	2 141	1 320
				576 OTH. PLASTIC, PRIMARY FORM	17 190	8 010	4 957
				581 PLASTIC TUBE, PIPE, HOSE	312	1 026	629
				582 PLASTIC PLATE, SHEETS, ETC	2 382	2 220	1 380
				591 INSECTICIDES, ETC.	3 490	3 495	2 123
				592 STARCHES, INULIN, ETC.	15 308	1 400	876
				597 PREPRD ADDITIVES, LIQUIDS	1 267	615	380
				598 MISC. CHEMICAL PRODTS, NES	13 884	8 658	5 391
				621 MATERIALS OF RUBBER	276	464	284
				625 RUBBER TYRES, TUBES, ETC.	547	351	204
				629 ARTICLES OF RUBBER, NES	851	2 067	1 273
				641 PAPER AND PAPERBOARD	41 860	7 413	4 595
				642 PAPER, PAPERBOARD, CUT ETC	3 599	1 309	802
				651 TEXTILE YARN	4 336	1 471	917
				652 COTTON FABRICS, WOVEN	30	63	41
				653 FABRICS, MAN-MADE FIBRES	77	333	205
				655 KNIT, CROCHET, FABRIC NES	15	51	31
				657 SPECIAL YARN, TXTL. FABRIC	1 347	1 894	1 188
				659 FLOOR COVERINGS, ETC.	143	490	290
				662 CLAY, REFCT. CONST. MATRL	15 104	3 036	1 818
				683 MINERAL MANUFACTURES, NES	1 852	1 427	880
				684 GLASS	2 786	533	328
				685 GLASSWARE	1 299	957	592
				686 POTTERY	39	106	68
				671 PIG IRON, SPIEGELEISN, ETC	2 205	552	338
				672 INGOTS ETC. IRON OR STEEL	311	65	42
				673 FLAT-ROLLED IRON ETC.	66 447	4 718	2 893
				674 FLAT-ROLLED PLATED IRON	6 166	623	381
				675 FLAT-ROLLED, ALLOY STEEL	18 099	2 780	1 720
				676 IRON, STL. BAR, SHAPES ETC.	19 133	1 746	1 078
				677 WIRE OF IRON OR STEEL	448	158	97
				679 TUBES, PIPES, ETC. IRON, STL	2 616	1 402	884
				682 COPPER	2 413	1 171	732
				683 NICKEL	452	828	510
				684 ALUMINIUM	751	725	444
				689 MISC. NON-FERR. BASE METAL	45	69	41
				691 METALLIC STRUCTURES NES	365	607	367
PERU							
IMPORTS	4 019 597	448 765	278 570				
001 LIVE ANIMALS	12	161	100	552 FERTILIZER, EXCEPT GRP272	1 207	467	282
011 BOVINE MEAT	112	91	58	571 POLYMERS OF ETHYLENE	3 096	450	267
034 FISH, FRESH, CHILLED, FROZN	54 926	14 709	9 133	572 POLYMERS OF STYRENE	16 104	2 728	1 693
035 FISH, DRIED, SALTED, SMOKED	50	62	40	573 POLYMERS, VINYL CHLORIDE	6 215	1 680	1 047
036 CRUSTACEANS, MOLLUSCS ETC	314	254	160	574 POLYACETAL, POLYCARBONATE	4 561	2 141	1 320
037 FISH ETC. PRPD, PRSVD, NES	43	96	58	575 OTH. PLASTIC, PRIMARY FORM	17 190	8 010	4 957
054 VEGETABLES	12 893	4 770	2 907	581 PLASTIC TUBE, PIPE, HOSE	312	1 026	629
056 VEGTABLES, PRPD, PRSVD, NES	61 801	23 956	14 825	582 PLASTIC PLATE, SHEETS, ETC	2 382	2 220	1 380
057 FRUIT, NUTS EXCL. OIL NUTS	5 580	1 839	1 130	591 INSECTICIDES, ETC.	3 490	3 495	2 123
058 FRUIT, PRESERVED, PREPARED	1 866	364	218	592 STARCHES, INULIN, ETC.	15 308	1 400	876
059 FRUIT, VEGETABLE JUICES	1 711	561	356	597 PREPRD ADDITIVES, LIQUIDS	1 267	615	380
071 COFFEE, COFFEE SUBSTITUTE	180 081	87 020	55 304	598 MISC. CHEMICAL PRODTS, NES	13 884	8 658	5 391
072 COCOA	1 680	1 000	650	621 MATERIALS OF RUBBER	276	464	284
075 SPICES	266	62	37	625 RUBBER TYRES, TUBES, ETC.	547	351	204
081 ANIMAL FEED STUFF	2 189 095	123 925	75 928	629 ARTICLES OF RUBBER, NES	851	2 067	1 273
121 TOBACCO, UNMANUFACTURED	871	314	192	641 PAPER AND PAPERBOARD	41 860	7 413	4 595
263 COTTON	6 271	2 679	1 650	642 PAPER, PAPERBOARD, CUT ETC	3 599	1 309	802
268 WOOL, OTHER ANIMAL HAIR	7 496	8 143	4 993	651 TEXTILE YARN	4 336	1 471	917
278 OTHER CRUDE MINERALS	86	66	42	652 COTTON FABRICS, WOVEN	30	63	41
283 COPPER ORES, CONCENTRATES	105 055	12 704	8 080	653 FABRICS, MAN-MADE FIBRES	77	333	205
287 ORE, CONCENTR. BASE METALS	681 554	28 079	17 289	655 KNIT, CROCHET, FABRIC NES	15	51	31
291 CRUDE ANIMAL MATERLS, NES	2 898	3 185	1 964	657 SPECIAL YARN, TXTL. FABRIC	1 347	1 894	1 188
292 CRUDE VEG. MATERIALS, NES	3 517	3 115	1 921	659 FLOOR COVERINGS, ETC.	143	490	290
411 ANIMAL OILS AND FATS	550 395	26 546	16 308	662 CLAY, REFCT. CONST. MATRL	15 104	3 036	1 818
512 ALCOHOL, PHENOL, ETC. DERIV	640	164	104	683			

7 IMPORTS AND EXPORTS (SPECIAL TRADE) BY COUNTRIES OF PRODUCTION AND CONSUMPTION AND BY GROUPS OF THE SITC-REV. III 1994

GROUP DESCRIPTION	DT = 100 KG	1 000 DM	1 000 \$	GROUP DESCRIPTION	DT = 100 KG	1 000 DM	1 000 \$
692 CONTAINERS, STORAGE, TRNSP	2 507	4 168	2 604	273 STONE, SAND AND GRAVEL	143 500	7 916	4 903
693 WIRE PRODUCTS EXCL. ELECT	82	98	62	277 NATURAL ABRASIVES, NES	1 008	119	74
694 NAILS, SCREWS, NUTS, ETC.	990	887	550	278 OTHER CRUDE MINERALS	784 872	23 710	14 587
695 TOOLS	1 548	3 560	2 227	281 IRON ORE, CONCENTRATES	228 393 887	1 048 127	649 209
696 CUTLERY	195	880	558	282 FERROUS WASTE AND SCRAP	3 389	379	231
697 HOUSEHOLD EQUIPMENT, NES	51	151	95	285 ALUMINIUM ORE, CONCTR. ETC	37 460	978	598
699 MANUFACTS. BASE METAL, NES	1 587	1 639	1 015	287 ORE, CONCENTR. BASE METALS	119 665	1 561	1 012
700 CPL IND PLANT (84/85/87)	5 125	11 972	6 885	288 NON-FERROUS WASTE, SCRAP	1 572	461	284
711 STEAM GENER. BOILERS, ETC.	281	955	553	291 CRUDE ANIMAL MATERLS, NES	276 166	32 525	20 136
712 STEAM TURBINES	54	2 341	1 454	292 CRUDE VEG. MATERIALS, NES	7 815	6 830	4 183
713 INTRNL COMBUS PSTN ENGIN	1 536	5 340	3 322	335 RESIDUAL PETROL. PRODUCTS	339 456	13 776	8 656
716 ROTATING ELECTRIC PLANT	424	818	508	344 PETROLEUM GASES, NES	40 363	1 633	985
718 OTH. POWR. GENRTRNG. MACHNRY	165	2 156	1 300	421 FIXED VEG. FAT, OILS, SOFT	25 311	3 500	2 146
721 AGRIC. MACHINES, EX. TRACTR	49	108	67	422 FIXED VEG. FAT, OILS, OTHER	7 440	1 230	773
722 TRACTORS	126	182	120	431 ANIMAL, VEG. FATS, OILS, NES	55 281	14 751	9 136
723 CIVIL ENGINEERING EQUIPT	1 222	2 368	1 453	511 HYDROCARBONS, NES, DERIVTS	220 849	16 780	10 378
724 TEXTILE, LEATHER MACHINES	4 978	20 207	12 538	512 ALCOHOL, PHENOL, ETC. DERIV	176 944	19 765	12 240
725 PAPER, PULP MILL MACHINES	1 291	4 808	2 996	513 CARBOXYLIC ACIDS, DERIVTS	16 849	2 875	1 801
726 PRINTNG, BOOKBINDNG MACHS	1 985	4 342	2 646	514 NITROGEN-FUNCT. COMPOUNDS	30 672	9 287	5 605
727 FOOD-PROCESS. MCH. NON DOM	1 293	4 082	2 562	515 ORGANO-INORGANIC COMPNDS	5 559	8 906	5 512
728 OTH. MACH. PTS, SPLC INDUST	1 452	4 103	2 557	516 OTHER ORGANIC CHEMICALS	480	4 738	3 023
731 METAL REMOVAL WORK TOOLS	549	277	172	522 INORGANIC CHEM. ELEMENTS	111 257	15 856	9 882
733 MACH-TOOLS, METAL-WORKING	486	1 758	1 103	523 METAL, SALTS, INORGAN. ACID	1 295	1 317	828
735 PARTS, NES, FOR MACH-TOOLS	74	267	165	524 OTHER CHEMICAL COMPOUNDS	29 767	2 388	1 524
737 METALWORKING MACHNRY NES	61	439	283	531 SYNTH. COLOURS, LAKES, ETC.	6 492	13 226	8 226
741 HEATING, COOLNG EQUIP, PART	1 577	4 635	2 974	532 DYEING, TANNING MATERIALS	5 954	3 997	620
742 PUMPS FOR LIQUIDS, PARTS	438	2 671	1 659	533 PIGMENTS, PAINTS, ETC.	17 073	3 845	2 479
743 PUMPS NES, CENTRIFUGS ETC	1 363	8 723	5 419	541 MEDICINES, ETC. EXC. GRP 542	2 025	25 918	15 904
744 MECHANICAL HANDLING EQUIP	2 345	2 964	1 863	542 MEDICAMENTS	28	8 503	5 208
745 OTH. NONELEC MCH, TOOL, NES	9 284	23 697	15 078	551 ESSNTL. OIL, PERFUME, FLAVR	41 968	10 138	6 262
746 BALL OR ROLLER BEARINGS	186	731	452	571 POLYMERS OF ETHYLENE	5 212	466	303
747 TAPS, COCKS, VALVES, ETC.	476	1 717	1 073	572 POLYMERS OF STYRENE	458	51	30
748 TRANSMISSIONS SHAFTS ETC	1 049	3 551	2 207	573 POLYMERS, VINYL CHLORIDE	530	72	47
749 NON-ELECT MACH. PARTS, ETC	1 049	3 213	1 976	574 POLYACETIC, POLYCARBONATE	7 829	4 111	2 547
751 OFFICE MACHINES	152	432	268	575 OTH. PLASTIC, PRIMARY FORM	5 344	933	576
752 AUTOMATC. DATA PROC. EQUIP	122	1 800	1 120	581 PLASTIC TUBE, PIPE, HOSE	98	144	91
759 PARTS, FOR OFFICE MACHINS	3	125	77	582 PLASTIC PLATE, SHEETS, ETC	1 828	556	339
764 TELECOMM. EQUIP. PARTS NES	87	2 209	1 358	592 STARCHES, INULIN, ETC.	20 514	11 819	7 294
771 ELECT POWER MACHNRY, PARTS	203	561	352	597 PREPRD ADDITIVES, LIQUIDS	464	219	140
772 ELEC. SWITCH, RELAY, CIRCUIT	908	6 785	4 250	598 MISC. CHEMICAL PRDCTS, NES	69 290	11 765	7 252
773 ELECTR DISTRIBUT. EQUIP NES	145	364	222	611 LEATHER	6 651	11 646	7 177
774 ELECTRO-MEDCL, XRAY EQUIP	11	374	228	612 MANUFACT. LEATHER ETC. NES	65	319	197
775 DOM. ELEC. NON-ELEC. EQUIPT	103	299	191	613 FURSKINS, TANNED, DRESSED	2 002	5 037	3 148
776 TRANSISTORS, VALVES, ETC.	2	106	65	621 MATERIALS OF RUBBER	1 079	730	442
778 ELECTRIC MACH. APPART. NES	2 616	6 287	3 876	625 RUBBER TYRES, TUBES, ETC.	12 418	8 822	5 482
781 PASS. MOTOR VEHCLS. EX. BUS	5 800	17 004	10 529	629 ARTICLES OF RUBBER, NES	4 175	21 821	13 332
782 GOODS, SPLC TRANSPORT VEH	2 433	880	523	634 VENEERS, PLYWOOD, ETC.	623 751	59 814	37 335
783 ROAD MOTOR VEHICLES NES	2 143	2 692	1 713	635 WOOD MANUFACTURES, NES	129 728	26 640	16 560
784 PARTS, TRACTORS, MOTOR VEH	5 852	5 915	3 678	641 PAPER AND PAPERBOARD	409 968	36 190	22 548
786 TRAILERS, SEMI-TRAILER, ETC	135	71	64	642 PAPER, PAPERBOARD, CUT ETC	57 179	7 444	4 601
791 RAILWAY VEHICLES, EQUIPNT	5	102	64	651 TEXTILE YARN	23 072	14 443	8 942
800 CPL IND PLANT CHAP 90/94	7	98	60	652 COTTON FABRICS, WOVEN	12 122	8 799	5 422
813 LIGHTNG FIXTURES ETC. NES	77	527	332	653 FABRICS, MAN-MADE FIBRES	3 834	1 689	1 044
821 FURNITURE, CUSHIONS, ETC.	188	131	82	656 TULLE, LACE, EMBROIDRY, ETC	93	566	344
851 FOOTWEAR	43	126	76	657 SPECIAL YARN, TXTL. FABRIC	1 528	1 049	630
871 OPTICAL INSTRUMENTS, NES	7	486	295	658 TEXTILE ARTICLES NES	53 322	89 912	55 390
872 MEDICAL INSTRUMENTS NES	332	4 097	2 515	659 FLOOR COVERINGS, ETC.	7 781	2 207	1 358
873 METERS, COUNTERS, NES	104	557	347	661 LIME, CEMENT, CONSTR. MATRL	31 683	3 953	2 457
874 MEASURE, CONTROL INSTRMNT	309	4 800	2 965	662 CLAY, REFRCT. CONSTR. MATRL	261 950	18 791	11 621
881 PHOTOGRAPH APPAR. ETC. NES	13	125	75	663 MINERAL MANUFACTURES, NES	10 870	7 549	4 644
882 PHOTO. CINEMATOPHR. SUPPL	386	525	332	664 GLASS	1 800	513	319
884 OPTICAL GOODS NES	140	140	86	665 GLASSWARE	5 612	5 424	3 313
885 WATCHES AND CLOCKS	4	137	87	666 POTTERY	33 700	8 788	5 384
891 ARMS AND AMMUNITION	4	61	39	667 PEARLS, PRECIOUS STONES	.	.	.
892 PRINTED MATTER	875	1 212	749	671 PIG IRON, SPIEGELEISN, ETC	1 185 800	91 112	56 387
893 ARTICLES, NES, OF PLASTICS	605	1 187	738	672 INGOTS ETC. IRON OR STEEL	386 357	25 256	15 962
894 BABY CARRIAGE, TOYS, GAMES	88	347	222	673 FLAT-ROLLED IRON ETC.	249 501	14 622	8 704
895 OFFICE, STATIONERY SUPPLS	1 190	3 239	2 035	674 FLAT-ROLLED PLATED IRON	211 843	19 068	11 674
897 GOLD, SILVERWARE, JEWEL NES		386	246	675 FLAT-ROLLED, ALLOY STEEL	8 176	2 958	1 823
898 MUSICAL INSTRUMENTS, ETC.	132	499	308	676 IRON, STL. BAR, SHAPES ETC.	14 749	3 556	2 200
899 MISC MANUFCTRD GOODS NES	245	845	519	678 WIRE OF IRON OR STEEL	7 182	83	54
				679 TUBES, PIPES, ETC. IRON, STL	7 595	3 089	1 919
				682 COPPER	23 445	8 301	5 610
				683 NICKEL	101	149	92
BRAZIL				684 ALUMINIUM	783 570	186 036	116 527
IMPORTS	260 018 790	5 159 680	3 193 149	687 TIN	53 305	46 708	28 853
001 LIVE ANIMALS	161	287	172	689 MISC. NON-FERR. BASE METAL	16	94	62
011 BOVINE MEAT	89 139	89 470	56 017	691 METALLIC STRUCTURES NES	98	216	127
012 OTHER MEAT, MEAT OFFAL	112 360	80 511	50 173	694 NAILS, SCREWS, NUTS, ETC.	7 027	3 350	2 072
017 MEAT, OFFL. PRPD, PRSVD, NES	145 667	77 761	47 653	695 TOOLS	5 729	4 294	2 667
034 FISH, FRESH, CHILLED, FROZN	2 018	6 066	3 766	696 CUTLERY	1 224	4 135	2 533
036 CRUSTACEANS, MOLLUSCS ETC	45	95	57	697 HOUSEHOLD EQUIPMENT, NES	480	733	435
054 VEGETABLES	4 196	674	411	699 MANUFACTS. BASE METAL, NES	15 578	12 927	8 407
056 VEGETABLES, PRPD, PRSVD, NES	2 742	1 046	640	711 STEAM GENER. BOILERS, ETC.	1 373	549	334
057 FRUIT, NUTS EXCL. OIL NUTS	289 426	60 073	36 943	713 INTRNL COMBUS PSTN ENGIN	120 628	174 548	107 883
058 FRUIT, PRESERVED, PREPARED	86 404	7 371	4 504	714 ENGINES, MOTORS NON-ELECT	18	2 060	1 254
059 FRUIT, VEGETABLE JUICES	2 185 958	424 294	263 085	716 ROTATING ELECTRIC PLANT	4 763	3 405	2 108
061 SUGARS, MOLASSES, HONEY	7 949	1 276	802	718 OTH. POWR. GENRTRNG. MACHNRY	472	1 563	953
062 SUGAR CONFECTIONERY	5 732	1 714	1 046	721 AGRIC. MACHINES, EX. TRACTR	200	177	117
071 COFFEE, COFFEE SUBSTITUTE	624 689	240 995	148 793	723 CIVIL ENGINEERING EQUIPT	2 064	1 316	814
072 COCOA	22 614	5 515	3 533	724 TEXTILE, LEATHER MACHINES	29 684	20 811	12 957
073 CHOCOLATE, OTH. COCOA PREP	312	174	105	725 PAPER, PULP MILL MACHINES	255	838	518
074 TEA AND MATE	6 743	2 041	1 246	726 PRINTNG, BOOKBINDNG MACHS	145	300	181
075 SPICES	76 447	23 466	14 715	727 FOOD-PROCESS. MCH. NON DOM	180	7 442	271
081 ANIMAL FEED STUFF	8 647 373	257 137	160 889	728 OTH. MACH. PTS, SPLC INDUST	4 041	7 120	4 408
098 EDIBLE PROD. PREPRTRS, NES	7 127	1 282	798	731 METAL REMOVAL WORK TOOLS	3 673	10 276	6 400
111 NON-ALCOHOL. BEVERAGE, NES	663	83	52	733 MACH-TOOLS, METAL-WORKING	495	1 389	884
112 ALCOHOLIC BEVERAGES	3 011	865	540	735 PARTS, NES, FOR MACH-TOOLS	1 117	2 123	1 344
121 TOBACCO, UNMANUFACTURED	280 822	194 905	120 425	737 METALWORKING MACHNRY NES	1 448	1 205	782
122 TOBACCO, MANUFACTURED	505	493	309	741 HEATING, COOLNG EQUIP, PART	614	1 314	821
211 HIDES, SKINS (EX. FURS), RAW	2 780	777	474	742 PUMPS FOR LIQUIDS, PARTS	13 584	63 363	39 087
222 OILSEED (SFT. FIX VEG. OIL)	9 291 810	405 663	250 913	743 PUMPS NES, CENTRIFUGS ETC	1 861	4 024	2 491
232 SYNTHETIC RUBBER, ETC.	7 222	1 465	924	744 MECHANICAL HANDLING EQUIP	3 895	3 120	1 928
248 WOOD, SIMPLY WORKED	74 722	9 159	5 637	745 OTH. NONELEC MCH, TOOL, NES	5 179	20 509	12 665
251 PULP AND WASTE PAPER	1 572 557	128 988	80 296	746 BALL OR ROLLER BEARINGS	3 802	10 039	6 218
261 SILK	435	1 811	1 117	747 TAPS, COCKS, VALVES, ETC.	7 897	9 835	6 087
263 COTTON	7 036	485	303	748 TRANSMISSIONS SHAFTS ETC	25 881	21 549	13 373
268 WOOL, OTHER ANIMAL HAIR	31 583	17 913	11 077	749 NON-ELECT MACH. PARTS, ETC	623	2 230	1 412

7 IMPORTS AND EXPORTS (SPECIAL TRADE) BY COUNTRIES OF PRODUCTION AND CONSUMPTION AND BY GROUPS OF THE SITC-REV. III 1994

GROUP DESCRIPTION	DT = 100 KG	1 000 DM	1 000 \$	GROUP DESCRIPTION	DT = 100 KG	1 000 DM	1 000 \$
752 AUTOMATC. DATA PROC. EQUIP	69	1 159	690	542 MEDICAMENTS	2 125	31 592	19 647
759 PARTS, FOR OFFICE MACHINS	59	2 347	1 431	551 ESSNTL. OIL, PERFUME, FLAVR	633	1 996	1 269
762 RADIO-BROADCAST RECEIVER	677	7 916	4 759	553 PERFUMERY, COSMETICS, ETC.	2 224	4 601	2 900
763 SOUND RECORDER, PHONOGRPH	26	87	50	554 SOAP, CLEANERS, POLISH, ETC	52 904	22 462	14 119
764 TELECOMM. EQUIP. PARTS NES	1 181	7 560	4 653	562 FERTILIZER, EXCEPT GRP272	5 523 533	102 739	63 344
771 ELECT. POWER MACHNY. PARTS	179	922	570	571 POLYMERS OF ETHYLENE	14 671	2 634	1 664
772 ELEC. SWITCH. RELAY. CIRCUIT	7 285	21 028	12 992	572 POLYMERS OF STYRENE	54 869	8 103	5 108
773 ELECTR. DISTRIB. EQPT NES	500	865	532	573 POLYMERS, VINYL CHLORIDE	33 544	8 569	5 326
774 ELECTRO-MEDCL. XRAY EQUIP	82	825	495	574 POLYACETAL, POLYCARBONATE	32 355	15 200	9 467
775 DOM. ELEC. NON-ELEC. EQUIPT	428	629	383	575 OTH. PLASTIC, PRIMARY FORM	78 511	57 692	35 904
776 TRANSISTORS, VALVES, ETC.	490	6 251	3 859	581 PLASTIC TUBE, PIPE, HOSE	4 011	7 188	4 444
778 ELECTRIC. MACH. APPART. NES	10 497	21 613	13 213	582 PLASTIC PLATE, SHEETS, ETC	28 131	32 496	20 115
781 PASS. MOTOR VEHCLS. EX. BUS	14 729	19 771	12 208	583 MONOFILAMENT OF PLASTICS	1 085	1 940	1 218
782 GOODS, SPCL. TRANSPORT VEH	63 884	73 814	45 753	589 INSECTICIDES, ETC.	2 513	4 787	2 964
783 ROAD MOTOR VEHICLES NES	255	311	198	592 STARCHES, INULIN, ETC.	7 093	2 975	1 849
784 PARTS, TRACTORS, MOTOR VEH	84 261	41 444	25 752	597 PREPRD ADDITIVES, LIQUIDS	23 664	10 168	6 267
785 CYCLES, MOTORCYCLES ETC.	4 466	11 392	6 994	598 MISC. CHEMICAL PRODS. NES	161 993	64 212	39 998
786 TRAILERS, SEMI-TRAILER, ETC	357	201	119	600 CPL IND PLANT CHAP 69-76	1 565	3 176	2 022
791 RAILWAY VEHICLES. EQUIPNT	100	523	326	611 LEATHER	4 122	3 834	2 371
792 AIRCRAFT, ASSDCTD. EQUIPNT	7	184	110	612 MANUFACT. LEATHER ETC. NES	6	60	37
812 PLUMBNG, SANITRY, EQPT. ETC	380	687	442	613 FURSKINS, TANNED, DRESSED	57	244	147
813 LIGHTNG FIXTURES ETC. NES	574	609	379	621 MATERIALS OF RUBBER	1 634	6 293	3 866
821 FURNITURE, CUSHIONS, ETC.	228 247	84 819	51 826	625 RUBBER TYRES, TUBES, ETC.	60 793	7 342	4 576
831 TRUNK, SUIT-CASES, BAG, ETC	610	3 143	1 947	629 ARTICLES OF RUBBER, NES	4 071	17 907	11 123
841 MENS, BOYS CLOTHING, X-KNIT	5 349	11 326	6 970	633 CORK MANUFACTURES	362	1 486	917
842 WOMEN, GIRL CLOTHING, XKNIT	5 197	12 136	7 516	634 VENEERS, PLYWOOD, ETC.	2 676	1 270	792
843 MENS, BOYS CLOTHING, KNIT	550	1 950	1 187	635 WOOD MANUFACTURES, NES	288	333	201
844 WOMEN, GIRLS CLOTHING, KNIT	4 032	13 657	8 244	641 PAPER AND PAPERBOARD	168 784	28 901	18 286
845 OTHR. TEXTILE APPAREL, NES	25 373	63 840	38 585	642 PAPER, PAPERBOARD, CUT ETC	6 551	5 207	3 235
846 CLOTHING ACCESSRS, FABRIC	16	123	75	651 TEXTILE YARN	33 040	24 269	15 152
848 CLOTHING, NONTXL.; HEADGEAR	1 503	9 242	5 821	652 COTTON FABRICS, WOVEN	107	445	278
851 FOOTWEAR	32 269	119 856	72 966	653 FABRICS, MAN-MADE FIBRES	735	2 200	1 396
871 OPTICAL INSTRUMENTS, NES	1	113	70	654 OTH. TEXTILE FABRIC, WOVEN	675	1 147	717
872 MEDICAL INSTRUMENTS NES	254	2 303	1 424	655 KNIT, CROCHET, FABRIC NES	193	477	294
873 METERS, COUNTERS, NES	156	699	441	656 TULLE, LACE, EMBROIDRY, ETC	52	1 921	1 178
874 MEASURE, CONTROL INSTRMNT	923	5 782	3 598	657 SPECIAL YARN, TXTL. FABRIC	5 277	13 619	8 429
881 PHOTOGRAPH APPAR. ETC. NES	107	1 488	925	658 TEXTILE ARTICLES NES	301	685	426
882 PHOTO. CINEMATOGRPH. SUPPL	2 463	4 515	2 832	659 FLOOR COVERINGS, ETC.	970	4 203	2 662
884 OPTICAL GOODS NES	112	1 166	722	661 LIME, CEMENT, CONSTR. MATRL	4	57	148
885 WATCHES AND CLOCKS	1 452	1 910	1 207	662 CLAY, REFRCT. CONSTR. MATRL	14 657	3 273	2 035
891 ARMS AND AMMUNITION	1 644	5 104	3 128	663 MINERAL MANUFACTURES, NES	13 431	24 998	15 432
892 PRINTED MATTER	418	952	575	664 GLASS	31 547	14 276	9 074
893 ARTICLES, NES, OF PLASTICS	1 401	1 435	882	665 GLASSWARE	8 991	5 883	3 670
894 BABY CARRIAGE, TOYS, GAMES	561	730	453	666 POTTERY	588	828	516
895 OFFICE, STATIONERY SUPPLS	172	385	232	667 PEARLS, PRECIOUS STONES	*	*	*
896 WORKS OF ART, ANTIQUE ETC	77	656	420	671 PIG IRON, SPIEGELEISN, ETC	5 483	1 514	946
897 GOLD, SILVERWARE, JEWEL. NES	755	5 722	3 528	673 FLAT-ROLLED IRON ETC.	18 293	3 801	2 363
898 MUSICAL INSTRUMENTS, ETC.	7 545	8 240	5 105	674 FLAT-ROLLED PLATED IRON	46 195	5 753	3 526
899 MISC MANUFACTRD GOODS NES	2 815	3 984	2 444	675 FLAT-ROLLED, ALLOY STEEL	95 886	30 347	18 915
971 GOLD, NONMONTRY EXCL ORES	9	20 187	12 243	676 IRON, STL. BAR, SHAPES ETC.	46 470	6 294	3 896
EXPORTS	21 041 547	5 070 461	3 148 699	677 RAILWAY TRACK IRON, STEEL	745	301	179
001 LIVE ANIMALS	11 744	10 634	6 735	678 WIRE OF IRON OR STEEL	2 769	2 258	1 383
017 MEAT, OFFL. PRPD, PRSVD, NES	166	176	109	679 TUBES, PIPES, ETC. IRON, STL	448 332	39 548	24 895
022 MILK AND CREAM	1 616	472	296	681 SILVER, PLATINUM, ETC.	27	26 924	16 794
023 BUTTER, OTHR FAT OF MILK	1 431	341	218	682 COPPER	9 619	9 809	6 096
024 CHEESE AND CURD	84 657	35 983	23 059	683 NICKEL	992	2 449	1 533
037 FISH ETC. PREPRD, PRSD, NES	178	259	164	684 ALUMINIUM	48 898	26 903	16 739
041 WHEAT, MESLIN, UNMILLED	9 342 827	155 244	95 145	686 ZINC	247	277	171
045 OTHER CEREALS, UNMILLED	85 182	1 425	901	687 TIN	411	583	352
048 CEREAL PREPARATIONS	430 175	15 005	9 480	688 MISC. NON-FERR. BASE METAL	482	2 423	1 510
054 VEGETABLES	6 073	1 826	1 108	691 METALLIC STRUCTURES NES	3 131	2 381	1 448
056 VEGETABLES, PRPD, PRSVD, NES	947	344	217	692 CONTAINERS, STORAGE, TRNSP	15 290	10 881	6 881
058 FRUIT, PRESERVED, PREPARED	2 944	1 193	763	693 WIRE PRODUCTS EXCL. ELECT	1 327	1 917	1 201
061 SUGARS, MOLASSES, HONEY	7 029	939	583	694 NAILS, SCREWS, NUTS, ETC.	12 785	17 698	10 940
062 SUGAR CONFECTIONERY	997	457	286	695 TOOLS	4 567	26 610	16 579
071 COFFEE, COFFEE SUBSTITUTE	250	196	119	696 CUTLERY	955	4 464	2 822
073 CHOCOLATE, OTH. COCOA PREP	689	656	415	697 HOUSEHOLD EQUIPMENT, NES	199	540	338
075 SPICES	1 997	689	437	699 MANUFACTS. BASE METAL, NES	37 285	69 676	37 026
081 ANIMAL FEED STUFF	3 978	2 129	1 328	700 CPL IND PLANT (84/85/87)	14 806	33 477	19 747
098 EDIBLE PROD. PREPRPTS, NES	3 188	6 792	4 220	711 STEAM GENER. BOILERS, ETC.	335	633	401
111 NON-ALCOHOL. BEVERAGE, NES	1 524	205	130	712 STEAM TURBINES	60	2 805	1 698
112 ALCOHOLIC BEVERAGES	134 878	30 322	19 399	713 INTRNL COMBUS PSTN ENGIN	21 372	78 427	48 189
122 TOBACCO, MANUFACTURED	43	59	38	714 ENGINES, MOTORS NON-ELECT	6 43	6 885	4 333
232 SYNTHETIC RUBBER, ETC.	30 203	12 487	7 776	716 ROTATING ELECTRIC PLANT	6 428	21 993	13 732
245 FUEL WOOD, WOOD CHARCOAL	135	55	33	718 OTH. POWR. GENRTRNG. MACHNRY	17 790	50 005	29 947
251 PULP AND WASTE PAPER	5 385	1 070	644	721 AGRIC. MACHINES, EX. TRACTR	1 287	2 444	1 516
263 COTTON	210	71	41	723 CIVIL ENGINEERING EQUIPT	13 664	25 363	15 738
266 SYNTHETIC FIBRES	4 611	970	573	724 TEXTILE, LEATHER MACHINES	55 530	257 031	161 465
274 SULPHUR, UNRSTD. IRON PYRS	1 349 076	8 025	5 011	725 PAPER, PULP MILL MACHINES	3 985	24 924	15 193
277 NATURAL ABRASIVES, NES	46	1 243	765	726 PRINTNG, BOOKBINDNG MACHS	34 503	209 037	130 640
278 OTHER CRUDE MINERALS	6 780	873	545	727 FOOD-PROCESS. MCH. NON DOM	2 223	10 856	6 788
285 ALUMINIUM ORE, CONCTR. ETC	7 765	1 645	1 022	728 OTH. MACH. PTS, SPCL INDUST	53 609	206 263	128 957
288 NON-FERROUS WASTE, SCRAP	1 005	342	226	731 METAL REMOVAL WORK TOOLS	18 318	58 546	36 693
291 CRUDE ANIMAL MATERLS. NES	16 817	8 294	5 108	733 MACH-TOOLS, METAL-WORKING	6 167	31 562	19 504
292 CRUDE VEG. MATERIALS, NES	8 547	12 715	7 988	735 PARTS, NES, FOR MACH-TOOLS	6 344	36 183	22 459
325 COKE, SEMI-COKE, RET. CARBN	10 000	281	181	737 METALWORKING MACHNRY NES	25 717	46 810	29 696
334 PETROLEUM PRODUCTS	17 053	3 066	1 942	741 HEATING, COOLNG EQUIP, PART	13 849	41 232	25 669
335 RESIDUAL PETROL. PRODUCTS	441 856	15 189	9 391	742 PUMPS FOR LIQUIDS, PARTS	12 740	75 190	46 241
411 ANIMAL OILS AND FATS	354	171	105	743 PUMPS NES, CENTRIFUGS ETC	12 400	61 502	38 217
421 FIXED VEG. FAT, OILS, SOFT	10 524	918	527	744 MECHANICAL HANDLNG EQUIP	16 898	45 654	28 672
422 FIXED VEG. FAT, OILS, OTHER	177	139	86	745 OTH. NONELEC MCH, TOOL, NES	33 645	112 109	70 286
431 ANIMAL, VEG. FATS, OILS, NES	9 686	1 838	1 115	746 BALL OR ROLLER BEARINGS	21 177	62 722	39 127
511 HYDROCARBONS, NES, DERIVTS	60 693	10 603	6 578	747 TAPS, COCKS, VALVES, ETC.	4 034	39 114	20 603
512 ALCOHOL, PHENOL, ETC. DERIV	153 207	45 758	28 524	748 TRANSMISSIONS SHAFTS ETC	17 013	53 375	33 213
513 CARBOXYLIC ACIDS, DERIVTS	99 372	29 785	18 613	749 NON-ELECT MACH. PARTS, ETC	7 924	42 313	26 308
514 NITROGEN-FUNCT. COMPOUNDS	75 396	96 607	59 871	752 AUTOMATC. DATA PROC. EQUIP	469	3 090	1 959
515 ORGANO-INORGANIC COMPNDS	50 930	125 344	77 991	753 PARTS, FOR OFFICE MACHINS	392	18 757	11 645
516 OTHER ORGANIC CHEMICALS	41 613	23 798	14 800	754 TELEVISION RECEIVERS ETC	214	11 101	6 920
522 INORGANIC CHEM. ELEMENTS	72 345	20 534	12 721	755 RADIO-BROADCAST RECEIVER	4	258	158
523 METAL. SALTS, INORGAN. ACID	150 707	22 812	14 159	756 TELECOMM. EQUIP. PARTS NES	3 036	118 454	73 430
524 OTHER CHEMICAL COMPOUNDS	3 546	2 349	1 444	757 ELECT. POWER MACHNY. PARTS	7 540	30 298	18 392
525 RADIO-ACTIVE MATERIALS	17	217	137	758 ELEC. SWITCH. RELAY. CIRCUIT	12 836	119 296	73 537
531 SYNTH. COLOURS, LAKES, ETC.	15 793	50 499	31 359	759 ELECTR DISTRIB. EQPT NES	7 168	22 411	13 970
532 DYEING, TANNING MATERIALS	697	344	209	774 ELECTRO-MEDCL. XRAY EQUIP	1 657	51 613	32 304
533 PIGMENTS, PAINTS, ETC.	94 727	50 055	31 008	775 DOM. ELEC. NON-ELEC. EQUIPT	1 681	4 002	2 504
541 MEDICINES, ETC. EXC. GRP542	10 992	116 532	72 051	776 TRANSISTORS, VALVES, ETC.	1 243	27 151	16 857

7 IMPORTS AND EXPORTS (SPECIAL TRADE) BY COUNTRIES OF PRODUCTION AND CONSUMPTION AND BY GROUPS OF THE SITC-REV. III 1994

GROUP DESCRIPTION	DT = 100 KG	1 000 DM	1 000 \$	GROUP DESCRIPTION	DT = 100 KG	1 000 DM	1 000 \$
778 ELECTRIC.MACH.APPART.NES	39 252	95 955	59 534	841 MENS,BOYS CLOTHNG,X-KNIT	349	871	537
781 PASS.MOTOR VEHCLS.EX.BUS	141 829	333 413	207 459	842 WOMEN,GIRL CLOTHNG,XKNIT	25	142	83
782 GOODS,SPLC TRANSPORT VEH	8 126	5 915	3 857	843 MENS,BOYS CLOTHING,KNIT	27	103	62
784 PARTS,TRACTORS,MOTOR VEH	239 228	420 181	257 607	844 WOMEN,GIRLS CLOTHNG.KNIT	54	450	270
785 CYCLES,MOTORCYCLES ETC.	170	927	581	845 OTHR.TEXTILE APPAREL,NE5	649	3 633	2 209
786 TRAILERS,SEMI-TRAILR,ETC	2 291	1 442	910	848 CLOTHNG,NONXTXL;HEADGEAR	78	848	535
791 RAILWAY VEHICLES.EQUIPNT	286	1 944	1 204	851 FOOTWEAR	554	1 713	1 084
792 AIRCRAFT,ASOCTD.EQUIPNT	71	1 994	1 215	871 OPTICAL INSTRUMENTS,NE5	3	305	180
793 SHIP,BOAT,FLOAT.STRUCTRS	171	1 071	658	874 MEASURE,CONTROL INSTRMNT	8	1 016	587
813 LIGHTNG FIXTURES ETC.NES	221	1 491	923	892 PRINTED MATTER	13	76	44
821 FURNITURE,CUSHIONS,ETC.	2 565	3 376	2 080	893 ARTICLES,NE5,OF PLASTICS	35	59	38
831 TRUNK,SUIT-CASES,BAG,ETC	290	1 191	760	894 BABY CARRIAGE,TOYS,GAMES	16	45	30
841 MENS,BOYS CLOTHNG,X-KNIT	59	1 056	666	896 WORKS OF ART,ANTIQUE ETC	3	166	100
842 WOMEN,GIRL CLOTHNG,XKNIT	17	1 140	702	897 GOLD,SILVERWARE,JEWEL NES	11	300	188
844 WOMEN,GIRLS CLOTHNG.KNIT		66	42	898 MUSICAL INSTRUMENTS,ETC.	116	247	151
845 OTHR.TEXTILE APPAREL,NE5	63	750	471	899 MISC MANUFCTRD GODDS NES	8	105	60
846 CLOTHING ACCESSRS,FABRIC	27	293	180	971 GOLD,NONMONTNY EXCL ORES	16	7 198	4 548
848 CLOTHNG,NONXTXL;HEADGEAR	30	371	226				
851 FOOTWEAR	1 017	1 155	710	EXPORTS	1 293 029	914 090	566 723
871 OPTICAL INSTRUMENTS,NE5	259	20 415	12 359	001 LIVE ANIMALS	44	309	182
872 MEDICAL INSTRUMENTS NES	708	20 772	12 966	022 MILK AND CREAM	9 222	2 652	1 601
873 METERS,COUNTERS,NE5	1 035	13 922	8 586	023 BUTTER,OTHER FAT OF MILK	1 452	444	279
874 MEASURE,CONTROL INSTRMNT	9 069	166 861	103 307	024 CHEESE AND CURD	284	167	102
881 PHOTOGRAPH APPAR.ETC.NES	551	5 762	3 570	025 FISH ETC.PRPD,PR5VD.NES	63	93	57
882 PHOTD.CINEMATOGPH.SUPPL	8 187	9 409	5 858	046 MEAL,FLOUR OF WHEAT,MSLN	39 446	949	571
884 OPTICAL GODDS NES	63	4 708	2 947	048 CEREAL PREPARATIONS	474	236	146
885 WATCHES AND CLOCKS	384	2 491	1 533	056 VEGETABLES,PRPD,PR5VD,NE5	1 882	302	188
891 ARMS AND AMMUNITION	3	261	158	057 FRUIT,NUTS EXCL.OIL NUTS	476	584	373
892 PRINTED MATTER	7 834	19 318	12 271	058 FRUIT,PRESERVED,PREPARED	686	252	154
893 ARTICLES,NE5,OF PLASTICS	20 094	25 092	15 709	061 SUGARS,MOLASSES,HONEY	2 916	639	406
894 BABY CARRIAGE,TOYS,GAMES	4 246	6 538	4 056	062 SUGAR CONFECTIONERY	163	137	84
895 OFFICE,STATIONERY SUPPLS	1 438	11 021	6 891	073 CHOCOLATE,OTH.COCOA PREP	556	560	346
896 WORKS OF ART,ANTIQUE ETC	8	1 776	1 136	075 SPICES	114	79	50
897 GOLD,SILVERWARE,JEWEL NES	10	1 386	862	081 ANIMAL FEED STUFF	1 472	840	519
898 MUSICAL INSTRUMENTS,ETC.	19 172	33 020	20 653	098 EDIBLE PROD.PREPRTNS,NE5	1 257	706	438
899 MISC MANUFCTRD GODDS NES	708	15 700	9 817	111 NON-ALCOHOL.BEVERAGE,NE5	1 533	270	166
941 GOLD IND PLANT CHAPT 99	1 301	3 961	2 402	112 ALCOHOLIC BEVERAGES	2 379	629	402
971 COMPL,NONMONTNY EXCL ORES		198	121	232 SYNTHETIC RUBBER, ETC.	4 421	1 575	972
				251 PULP AND WASTE PAPER	2 452	561	347
				266 SYNTHETIC FIBRES	7 159	2 493	1 559
CHILE				267 OTHER MAN-MADE FIBRES	589	224	136
IMPORTS	15 568 778	1 231 321	760 187	269 WORN CLOTHING,TEXTL.ARTL	58 738	15 388	9 445
001 LIVE ANIMALS	18	68	39	278 OTHER CRUDE MINERALS	36 450	675	407
012 OTHER MEAT, MEAT OFFAL	2 888	1 969	1 239	291 CRUDE ANIMAL MATERLS.NES	166	225	141
017 MEAT,OFFL,PRPD,PR5VD,NE5	1 983	1 169	749	292 CRUDE VEG.MATERIALS, NE5	2 000	2 504	1 517
034 FISH,FRESH,CHILLED,FROZN	34 765	16 043	9 906	334 PETROLEUM PRODUCTS	4 101	772	470
035 FISH,DRIED,SALTED,SMOKED	3 479	3 043	1 922	395 RESIDUAL PETROL. PRODUCTS	37 990	3 677	2 291
036 CRUSTACEANS,MOLLUSCS ETC	191	274	173	411 ANIMAL OILS AND FATS	200	356	220
037 FISH ETC.PRPD,PR5VD,NE5	4 377	6 265	3 865	431 ANIMAL,VEG.FATS,OILS,NE5	2 142	434	272
044 MAIZE UNMILLED	4 220	1 248	754	511 HYDROCARBONS,NE5,DERIVTS	2 682	952	586
054 VEGETABLES	61 434	7 528	4 591	512 ALCOHOL,PHENOL,ETC.DERIV	29 633	2 741	1 706
056 VEGETABLES,PRPD,PR5VD,NE5	5 057	3 486	2 167	513 CARBOXYLIC ACIDS,DERIVTS	13 108	3 736	2 296
057 FRUIT,NUTS EXCL.OIL NUTS	649 133	139 827	85 201	514 NITROGEN-FUNCT.COMPOUNDS	4 227	3 698	2 263
058 FRUIT,PRESERVED,PREPARED	65 785	23 770	14 344	515 ORGANO-INORGANIC COMPNOS	3 432	6 224	3 797
059 FRUIT,VEGETABLE JUICES	3 077	833	519	516 OTHER ORGANIC CHEMICALS	2 085	2 135	1 312
061 SUGARS,MOLASSES,HONEY	6 357	1 023	650	522 INORGANIC CHEM.ELEMENTS	29 097	4 812	2 958
062 SUGAR CONFECTIONERY	186	208	135	523 METAL.SALTS,INORGAN.ACID	34 922	4 970	3 052
074 TEA AND MATE	1 222	1 365	886	524 OTHER CHEMICAL COMPOUNDS	328	291	167
075 SPICES	1 423	1 246	766	525 RADIO-ACTIVE MATERIALS	19	58	35
081 ANIMAL FEED STUFF	716 916	42 526	26 926	531 SYNTH.COLOURS,LAKES,ETC.	3 111	8 963	5 535
098 EDIBLE PROD.PREPRTNS,NE5	127	1 108	69	532 DYEING,TANNING MATERIALS	3 752	1 115	687
112 ALCOHOLIC BEVERAGES	12 691	6 158	3 780	533 PIGMENTS,PAINTS,ETC.	9 939	7 600	4 705
222 OILSEED(SFT,FX VEG.OIL)	106	75	44	542 MEDICINES,ETC.EXC.GRPS42	1 698	9 552	5 318
248 WOOD, SIMPLY WORKED	8 702	1 314	785	543 MEDICAMENTS	2 046	12 633	7 849
251 PULP AND WASTE PAPER	1 226 656	92 600	56 894	551 ESSNTL.OIL,PERFUME,FLAVR	1 706	5 007	3 117
258 WOOL, OTHER ANIMAL HAIR	2 914	2 907	1 826	553 PERFUMERY,COSMETICS,ETC.	1 221	3 560	2 224
272 FERTILIZERS, CRUDE	14 859	814	496	554 SOAP,CLEANERS,POLISH,ETC	36 482	11 316	7 023
273 STONE, SAND AND GRAVEL	370	146	94	562 FERTILIZER,EXCEPT GRP272	2 242	609	378
281 IRON ORE, CONCENTRATES	8 749 085	54 671	33 604	571 POLYMERS OF ETHYLENE	6 605	1 216	784
283 COPPER ORES,CONCENTRATES	2 062 347	205 953	126 783	572 POLYMERS OF STYRENE	13 276	2 402	1 474
287 ORE,CONCENTR.BASE METALS	138 162	10 982	6 807	573 POLYMERS,VINYL CHLORIDE	8 921	1 733	1 081
288 NON-FERROUS WASTE,SCRAP	1 462	1 181	762	574 POLYACETAL,POLYCARBONATE	6 511	2 386	1 467
289 PREC.METAL ORES,CONCRTS	2 312	186 002	115 430	575 OTH.PLASTIC,PRIMARY FORM	21 477	11 181	6 875
291 CRUDE ANIMAL MATERLS,NE5	38 151	3 683	2 285	581 PLASTIC TUBE,PIPE,HOSE	3 007	5 562	3 410
292 CRUDE VEG.MATERIALS, NE5	19 654	7 750	4 796	582 PLASTIC PLATE,SHEETS,ETC	21 244	11 252	6 987
411 ANIMAL OILS AND FATS	52 050	3 571	2 142	583 MONOFILAMENT OF PLASTICS	677	770	462
422 FIXED VEG.FAT,OILS,OTHER	51	57	37	591 INSECTICIDES, ETC.	14 106	15 634	9 604
512 ALCOHOL,PHENOL,ETC.DERIV	650 584	26 366	16 284	592 STARCHES,INULIN,ETC.	8 008	2 968	1 832
522 INORGANIC CHEM.ELEMENTS	12 161	4 938	3 052	593 EXPLOSIVES,PYROTECHNICS	92	224	137
523 METAL.SALTS,INORGAN.ACID	39 237	18 968	11 842	597 PREPRD ADDITIVES,LIQUIDS	5 773	2 913	1 798
524 OTHER CHEMICAL COMPOUNDS	3 741	2 276	1 373	598 MISC.CHEMICAL PRDCTS.NES	34 851	20 161	12 473
541 MEDICINES,ETC.EXC.GRPS42	28	174	105	611 LEATHER	341	158	101
551 ESSNTL.OIL,PERFUME,FLAVR	542	124	77	621 MATERIALS OF RUBBER	808	1 127	630
634 VENEERS, PLYWOOD, ETC.	37 831	2 791	1 724	625 RUBBER TYRE,TUBES,ETC.	1 671	1 474	300
635 WOOD MANUFACTURES, NES	32 876	11 565	7 174	629 ARTICLES OF RUBBER, NES	10 333	8 830	5 568
641 PAPER AND PAPERBOARD	5 528	356	213	633 CORK MANUFACTURES	255	1 268	788
658 TEXTILE ARTICLES NES	50	80	50	635 WOOD MANUFACTURES, NES	517	221	144
666 POTTERY	102	214	135	641 PAPER AND PAPERBOARD	209 956	36 085	22 485
671 PIG IRON, SPIEGELEISN,ETC	287	232	139	642 PAPER,PAPERBOARD,CUT ETC	35 273	10 985	6 850
682 COPPER	885 332	299 899	185 466	651 TEXTILE YARN	3 144	3 915	2 425
687 TIN	1 008	1 000	583	652 COTTON FABRICS, WOVEN	510	924	566
692 CONTAINERS, STORAGE, TRNSP	156	95	59	653 FABRICS,MAN-MADE FIBRES	687	2 337	1 434
695 TOOLS	270	420	255	654 OTH.TEXTILE FABRIC,WOVEN	212	456	276
697 HOUSEHOLD EQUIPMENT,NE5	27	84	50	655 KNIT.CROCHET.FABRIC NES	232	715	444
725 PAPER,PULP MILL MACHINES	5	67	44	656 TULLE,LACE,EMBROIDRY,ETC	28	226	140
728 OTH.MACH,PTS,SPLC INDUST	14	61	39	657 SPECIAL YARN,TXTL.FABRIC	8 766	7 357	4 600
737 METALWORKING MACHNRY NES	3	91	57	658 TEXTILE ARTICLES NES	353	683	432
742 PUMPS FOR LIQUIDS,PARTS	26	294	189	659 FLOOR COVERINGS, ETC.	892	2 567	1 611
743 PUMPS NES,CENTRIFUGS ETC	247	134	87	661 LIME,CEMENT,CONSTR.MATRL	1 631	104	60
746 BALL OR ROLLER BEARINGS	3	57	37	662 CLAY,REFRCT.CONSTR.MATRL	19 307	2 997	1 834
752 AUTOMATC.DATA PROC.EQUIP	3	60	38	663 MINERAL MANUFACTURES,NE5	4 125	3 437	2 144
764 TELECOMM.EQUIP.PARTS NES	5	406	241	664 GLASS	31 668	1 034	632
772 ELEC.SWITCH.RELAY.CIRCUIT	3	831	521	665 GLASSWARE	1 373	2 457	1 534
785 CYCLES,MOTORCYCLES ETC.	153	638	393	666 POTTERY	33	71	46
792 AIRCRAFT, ASSOCTD. EQUIPNT	2	128	82	671 PIG IRON, SPIEGELEISN,ETC	494	74	46
821 FURNITURE,CUSHIONS,ETC.	1 432	778	484	673 FLAT-ROLLED IRON ETC.	55 899	3 875	2 234
831 TRUNK,SUIT-CASES,BAG,ETC	22	138	85	674 FLAT-ROLLED PLATED IRON	14 334	1 407	854

7 IMPORTS AND EXPORTS (SPECIAL TRADE) BY COUNTRIES OF PRODUCTION AND CONSUMPTION AND BY GROUPS OF THE SITC-REV. III 1994

GROUP DESCRIPTION	DT = 100 KG	1 000 DM	1 000 \$	GROUP DESCRIPTION	DT = 100 KG	1 000 DM	1 000 \$
675 FLAT-ROLLED, ALLOY STEEL	55 254	7 561	4 714	291 CRUDE ANIMAL MATERLS.NES	73	197	126
676 IRON, STL.BAR, SHAPES ETC.	11 767	1 654	1 003	522 INORGANIC CHEM.ELEMENTS	706	84	52
677 RAILWAY TRACK IRON,STEEL	546	100	66	666 POTTERY	47	45	30
678 WIRE OF IRON OR STEEL	1 766	488	297	685 LEAD	319	115	70
679 TUBES,PIPES,ETC. IRON, STL	5 692	2 152	1 335	687 TIN	2 375	2 032	1 220
681 SILVER, PLATINUM, ETC.	45	589	368	821 FURNITURE, CUSHIONS, ETC.	423	187	117
682 COPPER	148	232	137	831 TRUNK, SUIT-CASES, BAG, ETC	28	84	47
683 NICKEL	34	492	299	844 WOMEN, GIRLS CLOTHNG. KNIT	13	157	100
684 ALUMINIUM	22 107	11 941	7 401	845 OTHR. TEXTILE APPAREL, NES	231	2 646	1 667
686 ZINC	814	215	132	846 CLOTHING ACCESSRS, FABRIC	38	214	135
689 MISC. NON-FERR. BASE METAL	12	181	112	848 CLOTHING, NONTXTL; HEADGEAR	11	110	71
691 METALLIC STRUCTURES NES	15 927	3 352	2 115	898 MUSICAL INSTRUMENTS, ETC.	9	60	36
692 CONTAINERS, STORAGE, TRNSP	2 032	3 441	2 067	971 GOLD, NONMONTY EXCL ORES	8	4 603	2 927
693 WIRE PRODUCTS EXCL. ELECT	1 061	1 029	640				
694 NAILS, SCREWS, NUTS, ETC.	1 104	1 327	809	EXPORTS	1 130 490	88 708	55 211
695 TOOLS	3 274	10 650	6 574	001 LIVE ANIMALS	57	431	262
696 CUTLERY	312	1 702	1 071	022 MILK AND CREAM	522	79	51
697 HOUSEHOLD EQUIPMENT, NES	393	567	348	041 WHEAT, MESLIN, UNMILLED	1 034 526	16 640	10 290
699 MANUFACTS. BASE METAL, NES	7 231	7 242	4 495	054 VEGETABLES	130	293	172
711 STEAM GENER. BOILERS, ETC.	1 109	1 321	812	081 ANIMAL FEED STUFF	78	51	32
712 STEAM TURBINES	13	743	465	098 EDIBLE PROD. PREPRPTS, NES	55	119	78
713 INTRNL COMBUS PSTN ENGIN	3 469	14 414	9 058	112 ALCOHOLIC BEVERAGES	238	77	49
716 ROTATING ELECTRIC PLANT	3 628	5 389	3 359	292 CRUDE VEG. MATERIALS, NES	45	149	94
718 OTH. POWR. GENRTNG. MACHNRY	187	1 523	944	512 ALCOHOL, PHENOL, ETC. DERIV	517	278	180
721 AGRIC. MACHINES, EX. TRACTR	4 636	5 858	3 612	513 CARBOXYLIC ACIDS, DERIVTS	4 918	851	531
722 TRACTORS	1 213	792	507	514 NITROGEN-FUNCT. COMPOUNDS	284	242	146
723 CIVIL ENGINEERING EQUIPT	13 895	20 107	12 641	515 ORGANO-INORGANIC COMPNDS	235	756	474
724 TEXTILE, LEATHER MACHINES	5 591	21 368	13 310	516 OTHER ORGANIC CHEMICALS	197	155	95
725 PAPER, PULP MILL MACHINES	2 185	6 503	4 015	522 INORGANIC CHEM. ELEMENTS	2 892	539	326
726 PRINTNG, BOOKBINDNG MACHS	6 292	23 098	14 099	523 METAL, SALTS, INORGAN. ACID	3 584	507	307
727 FOOD-PROCESS. MCH. NON DOM	1 760	8 246	5 127	531 SYNTH. COLOURS, LAKES, ETC.	331	1 040	638
728 OTH. MACH. PTS, SPCL INDUST	11 629	36 624	22 827	532 DYEING, TANNING MATERIALS	274	73	46
731 METAL REMOVAL WORK TOOLS	3 590	4 400	2 836	533 PIGMENTS, PAINTS, ETC.	2 169	1 059	663
733 MACH-TOOLS, METAL-WORKING	2 917	3 122	1 957	541 MEDICINES, ETC. EXC. GRP542	251	1 371	863
735 PARTS, NES, FOR MACH-TOOLS	146	1 381	854	542 MEDICAMENTS	440	1 263	784
737 METALWORKING MACHNRY NES	904	2 145	1 342	551 ESSNTL. OIL, PERFUME, FLAVR	74	263	166
741 HEATING, COOLNG EQUIP, PART	12 552	38 224	24 033	553 PERFUMERY, COSMETICS, ETC.	2 369	928	578
742 PUMPS FOR LIQUIDS, PARTS	2 014	10 281	6 452	554 SOAP, CLEANERS, POLISH, ETC	2 070	623	384
743 PUMPS NES, CENTRIFUGS ETC	5 277	25 102	15 669	562 FERTILIZER, EXCEPT GRP272	10 311	315	186
744 MECHANICAL HANDLING EQUIP	5 926	8 382	5 223	571 POLYMERS OF ETHYLENE	13 760	1 150	708
745 OTH. NONELEC MCH, TOOL, NES	2 992	17 306	10 768	572 POLYMERS OF STYRENE	5 408	1 065	665
746 BALL OR ROLLER BEARINGS	1 330	2 610	1 608	573 POLYMERS, VINYL CHLORIDE	2 158	598	379
747 TAPS, COCKS, VALVES, ETC.	2 558	7 536	4 676	575 OTH. PLASTIC, PRIMARY FORM	2 162	665	396
748 TRANSMISSIONS SHAFTS ETC	3 574	11 767	7 379	581 PLASTIC TUBE, PIPE, HOSE	310	362	222
749 NON-ELECT MACH. PARTS, ETC	987	7 024	4 353	582 PLASTIC PLATE, SHEETS, ETC	458	466	284
751 OFFICE MACHINES	506	1 898	1 158	591 INSECTICIDES, ETC.	611	482	303
752 AUTOMATC. DATA PROC. EQUIP	159	2 099	1 278	592 STARCHES, INULIN, ETC.	83	65	39
759 PARTS, FOR OFFICE MACHINS	39	1 187	716	597 PREPRD ADDITIVES, LIQUIDS	490	197	118
761 TELEVISION RECEIVERS ETC	5	53	34	598 MISC. CHEMICAL PRDTS. NES	1 418	747	465
762 RADIO-BROADCAST RECEIVER	2	52	36	621 MATERIALS OF RUBBER	53	118	73
763 SOUND RECORDER, PHONOGRPH	16	191	119	625 RUBBER TYRES, TUBES, ETC.	1 143	140	86
764 TELECOMM. EQUIP. PARTS NES	478	13 427	8 378	629 ARTICLES OF RUBBER, NES	1 126	263	158
771 ELECT POWER MACHNRY PARTS	464	1 615	1 009	641 PAPER AND PAPERBOARD	1 483	485	305
772 ELEC. SWITCH, RELAY, CIRCUIT	3 827	23 612	14 549	642 PAPER, PAPERBOARD, CUT ETC	305	178	106
773 ELECTR DISTRIB. EQPT NES	2 221	3 213	1 947	651 TEXTILE YARN	75	136	85
774 ELECTRO-MEDCL. XRAY EQUIP	163	3 298	2 056	657 SPECIAL YARN, TXTL. FABRIC	256	307	188
775 DOM. ELEC. NON-ELEC. EQUIPT	3 038	7 295	4 509	662 CLAY, REFRCT. CONSTR. MATRL	4 538	424	253
776 TRANSISTORS, VALVES, ETC.	50	380	7 964	663 MINERAL MANUFACTURES, NES	541	160	98
778 ELECTRIC. MACH. APPART. NES	4 360	12 940	33 021	664 GLASS	246	58	33
781 PASS. MOTOR VEHCLS. EX. BUS	25 821	53 010	4 518	665 GLASSWARE	95	175	106
782 GOODS, SPCL TRANSPORT VEH	19 686	7 325	1 845	679 TUBES, PIPES, ETC. IRON, STL	319	190	114
783 ROAD MOTOR VEHICLES NES	2 599	2 899	8 200	682 COPPER	113	73	45
784 PARTS, TRACTORS, MOTOR VEH	6 504	13 248	249	684 ALUMINIUM	59	95	57
785 CYCLES, MOTORCYCLES ETC.	127	397	526	691 METALLIC STRUCTURES NES	197	57	36
786 TRAILERS, SEMI-TRAILR, ETC	2 092	848	1 802	693 WIRE PRODUCTS EXCL. ELECT	7 187	2 151	1 385
792 AIRCRAFT, ASSOCTD. EQUIPNT	74	2 860	10 464	695 TOOLS	821	2 065	1 286
793 SHIP, BOAT, FLOAT, STRUCTRS	13 402	17 830	174	699 MANUFACTS. BASE METAL, NES	512	578	354
812 PLUMBNG, SANITRY, EQPT, ETC	129	284	1 297	700 CPL IND PLANT (84/85/87)	41	298	194
813 LIGHTING FIXTURES ETC. NES	436	2 103	1 152	711 STEAM GENER. BOILERS, ETC.	91	144	92
821 FURNITURE, CUSHIONS, ETC.	1 918	1 828	1 011	713 INTRNL COMBUS PSTN ENGIN	442	1 917	1 211
831 TRUNK, SUIT-CASES, BAG, ETC	52	168	659	718 ROTATING ELECTRIC PLANT	139	253	152
841 MENS, BOYS CLOTHNG, X-KNIT	71	1 086	1 227	719 OTH. POWR. GENRTNG. MACHNRY	21	472	298
842 WOMEN, GIRL CLOTHNG, X-KNIT	144	1 968	52	723 CIVIL ENGINEERING EQUIPT	193	84	51
844 WOMEN, GIRLS CLOTHNG. KNIT	14	83	781	724 TEXTILE, LEATHER MACHINES	1 402	5 478	3 390
845 OTHR. TEXTILE APPAREL, NES	90	1 287	301	725 PAPER, PULP MILL MACHINES	201	404	244
846 CLOTHING ACCESSRS, FABRIC	69	481	472	726 PRINTNG, BOOKBINDNG MACHS	684	1 476	909
848 CLOTHING, NONTXTL; HEADGEAR	131	784	659	727 FOOD-PROCESS. MCH. NON DOM	191	637	402
851 FOOTWEAR	260	1 086	2 390	728 OTH. MACH. PTS, SPCL INDUST	946	907	537
871 OPTICAL INSTRUMENTS, NES	331	3 913	6 636	731 METAL REMOVAL WORK TOOLS	1 071	222	140
872 MEDICAL INSTRUMENTS NES	489	10 653	928	733 MACH-TOOLS, METAL-WORKING	325	1 862	1 185
873 METERS, COUNTERS, NES	238	1 492	15 111	741 HEATING, COOLNG EQUIP, PART	244	1 327	837
874 MEASURE, CONTROL INSTRMNT	1 110	24 206	1 081	742 PUMPS FOR LIQUIDS, PARTS	33	216	136
881 PHOTOGRAPH APPAR. ETC. NES	240	1 737	10 077	743 PUMPS NES, CENTRIFUGS ETC	420	993	603
882 PHOTO. CINEMATOGRPH. SUPPL	8 868	16 415	1 425	744 MECHANICAL HANDLING EQUIP	36	86	55
884 OPTICAL GOODS NES	25	2 281	954	745 OTH. NONELEC MCH, TOOL, NES	351	2 468	1 541
885 WATCHES AND CLOCKS	187	1 543	555	747 TAPS, COCKS, VALVES, ETC.	45	332	194
891 ARMS AND AMMUNITION	105	863	1 540	748 TRANSMISSIONS SHAFTS ETC	320	662	415
892 PRINTED MATTER	1 750	2 480	4 652	749 NON-ELECT MACH. PARTS, ETC	1 018	734	435
893 ARTICLES, NES, OF PLASTICS	7 899	7 525	953	751 OFFICE MACHINES	35	95	58
894 BABY CARRIAGE, TOYS, GAMES	508	1 513	2 967	752 AUTOMATC. DATA PROC. EQUIP	35	765	470
895 OFFICE STATIONERY SUPPLS	1 156	4 777	61	759 PARTS, FOR OFFICE MACHINS	1	117	76
896 WORKS OF ART, ANTIQUE ETC	1	96	316	784 TELECOMM. EQUIP. PARTS NES	479	11 953	7 637
897 GOLD, SILVERWARE, JEWEL NES	6	498	1 641	771 ELECT POWER MACHNRY PARTS	59	396	257
898 MUSICAL INSTRUMENTS, ETC.	737	2 654	1 988	772 ELEC. SWITCH, RELAY, CIRCUIT	246	1 330	850
899 MISC MANUFCTRD GOODS NES	533	3 232		773 ELECTR DISTRIB. EQPT NES	90	72	44
				774 ELECTRO-MEDCL. XRAY EQUIP	42	144	88
BOLIVIA				775 DOM. ELEC. NON-ELEC. EQUIPT	159	274	163
IMPORTS	29 414	69 867	43 357	778 ELECTRIC. MACH. APPART. NES	88	758	462
				781 PASS. MOTOR VEHCLS. EX. BUS	607	1 356	831
045 OTHER CEREALS, UNMILLED	1 211	375	225	782 GOODS, SPCL TRANSPORT VEH	2 295	269	164
057 FRUIT, NUTS EXCL. OIL NUTS	8 203	3 651	2 240	783 ROAD MOTOR VEHICLES NES	1 691	215	136
071 COFFEE, COFFEE SUBSTITUTE	12 960	6 638	4 249	784 PARTS, TRACTORS, MOTOR VEH	180	760	463
072 COCOA	929	354	220	786 TRAILERS, SEMI-TRAILR, ETC	718	53	31
081 ANIMAL FEED STUFF	709	170	108	792 AIRCRAFT, ASSOCTD. EQUIPNT	68	63	39
248 WOOD, SIMPLY WORKED	430	120	76	813 LIGHTING FIXTURES ETC. NES	8	87	55
268 WOOL, OTHER ANIMAL HAIR	240	195	122	821 FURNITURE, CUSHIONS, ETC.	163	148	91
289 PREC. METAL ORES, CONCRTS	137	47 113	29 074	841 MENS, BOYS CLOTHNG, X-KNIT	6	125	79

7 IMPORTS AND EXPORTS (SPECIAL TRADE) BY COUNTRIES OF PRODUCTION AND CONSUMPTION AND BY GROUPS OF THE SITC-REV. III 1994

GROUP DESCRIPTION	DT = 100 KG	1 000 DM	1 000 \$	GROUP DESCRIPTION	DT = 100 KG	1 000 DM	1 000 \$
842 WOMEN,GIRL CLOTHNG,XKNIT	3	156	99	721 AGRIC.MACHINES,EX.TRACTR	717	1 247	734
851 FOOTWEAR	11	94	57	722 TRACTORS	112	321	211
872 MEDICAL INSTRUMENTS NES	15	511	323	723 CIVIL ENGINEERING EQUIPT	102	109	70
873 METERS,COUNTERS,INES	57	90	54	724 TEXTILE,LEATHER MACHINES	296	1 153	693
874 MEASURE,CONTROL INSTRMNT	63	1 243	774	725 PAPER,PULP MILL MACHINES	400	235	146
881 PHOTOGRAPH APPAR,ETC,NES	13	67	38	726 PRINTING,BOOKBINDNG MACHS	1 387	4 200	2 624
882 PHOTO.CINEMATOGRPH.SUPL	161	145	89	727 FOOD-PROCESS.MCH.NON DOM	288	1 813	1 144
884 OPTICAL GOODS NES	4	79	49	728 OTH.MACH.PTS,SPCL INDUST	618	2 002	1 237
891 ARMS AND AMMUNITION	4	112	71	741 HEATING,COOLNG EQUIP,PART	96	475	287
892 PRINTED MATTER	172	318	193	742 PUMPS FOR LIQUIDS,PARTS	104	443	276
893 ARTICLES,NES,OF PLASTICS	221	311	190	743 PUMPS NES,CENTRIFUGS ETC	360	2 513	1 583
894 BABY CARRIAGE,TOYS,GAMES	107	185	117	744 MECHANICAL HANDLING EQUIP	139	436	276
895 OFFICE,STATIONERY SUPPLS	443	1 476	930	745 OTH.NONELEC MCH,TOOL,NES	3 031	9 111	5 852
897 GOLD,SILVERWARE,JEWL NES		84	55	746 BALL OR ROLLER BEARINGS	29	68	40
898 MUSICAL INSTRUMENTS,ETC.	32	123	78	747 TAPS,COCKS,VALVES,ETC.	67	581	362
899 MISC MANUFCTRD GOODS NES	50	171	107	748 TRANSMISSIONS SHAFTS ETC	39	293	181
				749 NON-ELECT MACH.PARTS,ETC	47	254	159
PARAGUAY				751 OFFICE MACHINES	89	98	61
IMPORTS	239 513	28 487	17 801	752 AUTOMATC.DATA PROC.EQUIP	140	926	575
011 BOVINE MEAT	10 134	8 792	5 521	759 PARTS,FR OFFICE MACHINS	6	322	195
034 FISH,FRESH,CHILLED,FROZN	9	96	60	764 TELECOMM.EQUIP.PARTS NES	1 122	27 598	16 443
054 VEGETABLES	621	248	147	771 ELECT POWR MACHNY,PARTS	76	914	543
071 COFFEE,COFFEE SUBSTITUTE	215	60	37	772 ELEC.SWITCH.RELAY.CIRCUT	233	1 505	940
121 TOBACCO, UNMANUFACTURED	802	342	214	773 ELECTR DISTRIBT.EQPT NES	134	661	383
212 FURSKINS, RAW	260	467	276	774 ELECTRO-MEDCL,XRAY EQUIP	28	990	632
222 OILSEED(SFT.FIX VEG.OIL)	206 287	9 196	5 774	775 DOM.ELEC.NON-ELEC.EQUIPT	203	339	210
223 OILSEED(OTH.FIX.VEG.OIL)	130	82	50	778 ELECTRIC.MACH.APPLT.NES	854	1 854	1 154
248 WOOD, SIMPLY WORKED	637	136	82	781 PASS.MOTOR VEHL.S.EX.BUS	4 658	17 583	10 942
263 COTTON	720	190	121	782 GOODS,SPCL TRANSPORT VEH	7 124	525	334
268 WOOL, OTHER ANIMAL HAIR	1 953	1 642	1 018	783 ROAD MOTOR VEHICLES NES	358	241	153
291 CRUDE ANIMAL MATERLS,NES	3 636	619	378	784 PARTS,TRACTORS,MOTOR VEH	1 256	4 277	2 662
532 DYEING,TANNING MATERIALS	6 690	964	596	813 LIGHTING FIXTURES ETC.NES	38	200	125
551 ESSNTL.OIL,PERFUME,FLAVR	277	716	450	821 FURNITURE,CUSHIONS,ETC.	95	116	71
611 LEATHER	35	69	44	831 TRUNK,SUIT-CASES,BAG,ETC	18	60	36
612 MANUFACT. LEATHER ETC.NES	56	202	125	841 MENS,BOYS CLOTHNG,X-KNIT	5	133	83
635 WOOD MANUFACTURES, NES	485	178	111	842 WOMEN,GIRL CLOTHNG,XKNIT		151	90
652 COTTON FABRICS, WOVEN	2 947	1 885	1 179	845 OTHR.TEXTILE APPAREL,NES	52	73	38
821 FURNITURE,CUSHIONS,ETC.	1 377	460	293	846 CLOTHING ACCESSRS,FABRIC	76	286	176
831 TRUNK,SUIT-CASES,BAG,ETC	50	206	130	851 FOOTWEAR	40	156	94
841 MENS,BOYS CLOTHNG,X-KNIT	192	308	184	871 OPTICAL INSTRUMENTS,NES		45	30
845 OTHR.TEXTILE APPAREL,NES	160	251	150	872 MEDICAL INSTRUMENTS NES	67	730	444
892 PRINTED MATTER	23	52	33	874 MEASURE,CONTROL INSTRMNT	150	3 504	2 223
EXPORTS	138 503	137 537	84 880	881 PHOTOGRAPH APPAR.ETC.NES	46	298	188
037 FISH ETC.PRPD,PRSDV.NES	78	137	86	882 PHOTO.CINEMATOGRPH.SUPL	82	80	50
048 CEREAL PREPARATIONS	394	196	124	884 OPTICAL GOODS NES		269	163
054 VEGETABLES	516	243	144	885 WATCHES AND CLOCKS	12	61	41
062 SUGAR CONFECTIONERY	711	333	208	891 ARMS AND AMMUNITION	5	313	195
073 CHOCOLATE,OTH.COCOA PREP	219	188	120	892 PRINTED MATTER	530	853	532
081 ANIMAL FEED STUFF	639	122	74	893 ARTICLES,NES,OF PLASTICS	376	689	428
098 EDIBLE PRD.PREPTNS,NES	206	148	92	894 BABY CARRIAGE,TOYS,GAMES	192	495	311
111 NON-ALCOHOL.BEVERAGE,NES	835	128	81	895 OFFICE,STATIONERY SUPPLS	194	1 425	892
112 ALCOHOLIC BEVERAGES	19 309	3 549	2 231	897 GOLD,SILVERWARE,JEWL NES		140	88
251 PULP AND WASTE PAPER	9 995	545	333	898 MUSICAL INSTRUMENTS,ETC.	115	432	267
269 WORN CLOTHING,TEXTL.ARTL	1 100	396	241	899 MISC MANUFCTRD GOODS NES	225	641	394
274 SULPHUR,UNRSTRD.IRON PYRS	2 950	119	70				
278 OTHER CRUDE MINERALS	3 459	50	31	URUGUAY			
292 CRUDE VEG.MATERIALS, NES	571	206	127	IMPORTS	458 461	210 510	130 441
335 RESIDUAL PETROL.PRODUCTS	1 372	206	127	001 LIVE ANIMALS	40	83	49
512 ALCOHOL,PHENOL,ETC.DERIV	675	196	120	011 BOVINE MEAT	67 431	62 908	39 156
513 CARBOXYLIC ACIDS,DERIVTS	1 994	645	397	012 OTHER MEAT, MEAT OFFAL	20 376	12 682	7 614
514 NITROGEN-FUNCT.COMPOUNDS	144	274	175	017 MEAT,OFFL.PRPD,PRSDV,NES	2 113	1 410	891
515 ORGANO-INORGANIC COMPOUNDS	674	1 820	1 114	034 FISH,FRESH,CHILLED,FROZN	9 400	3 034	1 799
516 OTHER ORGANIC CHEMICALS	256	288	178	043 BARLEY, UNMILLED	91 640	2 560	1 630
522 INORGANIC CHEM.ELEMENTS	534	238	144	054 VEGETABLES	438	54	36
523 METAL.SALTS,INORGAN.ACID	2 269	347	212	057 FRUIT,VEGS EXCL.OIL NUTS	67 971	7 962	5 123
531 SYNTH.COLOURS,LAKES,ETC.	543	1 081	663	059 FRUIT,VEGETABLE JUICES	655	153	95
532 DYEING,TANNING MATERIALS	245	127	77	061 SUGARS,MOLASSES,HONEY	37 409	5 643	3 500
533 PIGMENTS,PAINTS,ETC.	328	467	285	081 ANIMAL FEED STUFF	519	54	35
541 MEDICINES,ETC.EXC.GRP542	124	1 122	698	222 OILSEED(SFT.FIX VEG.OIL)	2 856	692	448
542 MEDICAMENTS	273	2 318	1 426	268 WOOL, OTHER ANIMAL HAIR	57 565	53 138	32 570
551 ESSNTL.OIL,PERFUME,FLAVR	5 069	457	285	288 NON-FERROUS WASTE,SCRAP	418	88	58
553 PERFUMERY,COSMETICS,ETC.	2 639	7 855	4 753	291 CRUDE ANIMAL MATERLS,NES	44 615	6 872	4 257
554 SOAP,CLEANERS,POLISH,ETC	2 753	999	619	292 CRUDE VEG.MATERIALS, NES	295	389	237
575 OTH.PLASTIC,PRIMARY FORM	1 943	1 031	640	551 ESSNTL.OIL,PERFUME,FLAVR	248	249	151
581 PLASTIC TUBE,PIPE,HOSE	80	253	153	598 MISC.CHEMICAL PRDTS,NES	12	124	77
582 PLASTIC PLATE,SHEETS,ETC	62	126	75	611 LEATHER	4 513	14 781	9 071
591 INSECTICIDES, ETC.	617	1 485	938	613 FURSKINS,TANNED,DRESSED	2 048	4 333	2 708
592 STARCHES, INULIN,ETC.	384	179	110	625 RUBBER TYRES,TUBES,ETC.	872	7 406	246
593 EXPLOSIVES,PYROTECHNICS	69	57	37	654 OTH.TEXTILE FABRIC,WOVEN	2 008	7 582	4 711
597 PREPRD ADDITIVES,LIQUIDS	3 810	1 226	759	663 MINERAL MANUFACTURES,NES	30	111	67
598 MISC.CHEMICAL PRDTS,NES	1 561	1 064	653	666 POTTERY	56	122	71
625 RUBBER TYRES,TUBES,ETC.	4 279	415	253	667 PEARLS,PRECIOUS STONES			
629 ARTICLES OF RUBBER, NES	584	1 001	621	691 METALLIC STRUCTURES NES	110	78	48
641 PAPER AND PAPERBOARD	31 480	2 477	1 508	699 MANUFACTS.BASE METAL,NES	386	215	137
642 PAPER,PAPERBOARD,CUT ETC	1 673	780	484	713 INTRNL COMBUS PSTN ENGIN	55	171	102
651 TEXTILE YARN	20	89	56	728 OTH.MACH.PTS,SPCL INDUST	215	380	242
657 SPECIAL YARN,TXTL.FABRIC	167	291	181	744 TELECOMM.EQUIP.PARTS NES	6	109	67
659 FLOOR COVERINGS, ETC.	167	518	314	774 ELECTRO-MEDCL,XRAY EQUIP	2	64	40
663 MINERAL MANUFACTURES,NES	217	219	134	784 PARTS,TRACTORS,MOTOR VEH	64	140	85
664 GLASS	18	64	39	831 TRUNK,SUIT-CASES,BAG,ETC	12	240	151
665 GLASSWARE	861	966	605	841 MENS,BOYS CLOTHNG,X-KNIT	130	1 209	774
666 POTTERY	119	307	200	842 WOMEN,GIRL CLOTHNG,XKNIT	35	288	183
667 PEARLS,PRECIOUS STONES				845 OTHR.TEXTILE APPAREL,NES	32	179	108
678 WIRE OF IRON OR STEEL	64	52	32	846 CLOTHING ACCESSRS,FABRIC	17	65	42
679 TUBES,PIPES,ETC.IRON,STL	645	258	164	848 CLOTHNG,NONTXTL;HEADGEAR	2 256	16 447	10 463
684 ALUMINIUM	273	615	374	851 FOOTWEAR	355	1 293	811
694 NAILS,SCREWS,NUTS,ETC.	10	56	30	872 MEDICAL INSTRUMENTS NES	410	1 901	1 170
695 TOOLS	638	1 250	781	896 WORKS OF ART,ANTIQUE ETC	23	547	339
696 CUTLERY	89	663	422	897 GOLD,SILVERWARE,JEWL NES	5	98	60
697 HOUSEHOLD EQUIPMENT,NES	107	143	88				
699 MANUFACTS.BASE METAL,NES	199	483	298	EXPORTS	280 305	153 681	95 047
711 STEAM GENER. BOILERS,ETC.	581	106	68	022 MILK AND CREAM	412	203	133
713 INTRNL COMBUS PSTN ENGIN	99	530	329	024 CHEESE AND CURD	67	90	55
716 ROTATING ELECTRIC PLANT	31	183	116	037 FISH ETC.PRPD,PRSDV.NES	290	295	188
				048 CEREAL PREPARATIONS	15 398	3 835	2 402

7 IMPORTS AND EXPORTS (SPECIAL TRADE) BY COUNTRIES OF PRODUCTION AND CONSUMPTION AND BY GROUPS OF THE SITC-REV. III 1994

GROUP DESCRIPTION	DT = 100 KG	1 000 DM	1 000 \$	GROUP DESCRIPTION	DT = 100 KG	1 000 DM	1 000 \$
054 VEGETABLES	60	73	43	781 PASS.MOTOR VEHCLS.EX.BUS	3 351	10 962	6 805
058 FRUIT,PRESERVED,PREPARED	635	343	217	782 GOODS,SPCL TRANSPORT VEH	5 811	5 516	328
061 SUGARS,MOLASSES,HONEY	1 871	103	66	784 PARTS,TRACTORS,MOTOR VEH	1 319	2 328	1 448
062 SUGAR CONFECTIONERY	250	153	96	786 TRAILERS,SEMI-TRAILR,ETC	2 982	2 447	1 157
073 CHOCOLATE,OTH.COCOA PREP	827	549	341	813 LIGHTING FIXTURES ETC.NES	44	205	124
075 SPICES	130	92	59	821 FURNITURE,CUSHIONS,ETC.	161	239	146
081 ANIMAL FEED STUFF	208	120	75	842 WOMEN,GIRL CLOTHNG,XKNIT	7	148	89
098 EDIBLE PROD.PREPRTRS,NES	2 452	1 060	663	845 OTHR.TEXTILE APPAREL,NES	30	166	101
111 NON-ALCOHOL.BEVERAGE,NES	1 425	159	101	846 CLOTHING ACCESSRS,FABRIC	6	74	44
112 ALCOHOLIC BEVERAGES	19 281	2 385	1 513	848 CLOTHING,NONXTL;HEADGEAR	87	84	51
212 FURSKINS, RAW	3	128	74	871 OPTICAL INSTRUMENTS,NES	4	181	110
232 SYNTHETIC RUBBER, ETC.	6 772	1 377	837	872 MEDICAL INSTRUMENTS NES	257	3 721	2 346
266 SYNTHETIC FIBRES	2 237	751	464	873 METERS,COUNTERS,NES	84	84	50
267 OTHER MAN-MADE FIBRES	1 677	443	267	874 MEASURE,CONTROL INSTRMNT	160	2 315	1 424
268 WOOL, OTHER ANIMAL HAIR	152	50	33	881 PHOTOGRAPH APPAR.ETC.NES	13	218	132
273 STONE, SAND AND GRAVEL	9 168	226	141	882 PHOTO.CINEMATOGRPH.SUPPL	86	225	140
278 OTHER CRUDE MINERALS	21 972	184	115	884 OPTICAL GOODS NES	22	232	142
291 CRUDE ANIMAL MATERLS.NES	1 153	346	208	891 ARMS AND AMMUNITION	86	61	35
292 CRUDE VEG.MATERIALS, NES	291	317	196	892 PRINTED MATTER	643	304	564
334 PETROLEUM PRODUCTS	1 771	396	242	893 ARTICLES,NES,OF PLASTICS	661	766	468
335 RESIDUAL PETROL.PRODUCTS	889	118	73	894 BABY CARRIAGE,TOYS,GAMES	60	255	160
511 HYDROCARBONS,NES,DERIVTS	2 840	81	51	896 OFFICE,STATIONERY SUPPLS	596	1 676	1 038
512 ALCOHOL,PHENOL,ETC.DERIV	2 541	1 139	696	897 GOLD,SILVERWARE,JEWEL NES	1	447	286
513 CARBOXYLIC ACIDS,DERIVTS	11 532	1 713	1 061	898 MUSICAL INSTRUMENTS,ETC.	168	746	456
514 NITROGEN-FUNCT.COMPOUNDS	867	984	614	899 MISC MANUFCTRD GOODS NES	73	757	468
515 ORGANO-INORGANIC COMPND	1 172	2 210	1 401				
516 OTHER ORGANIC CHEMICALS	2 058	935	581	ARGENTINA			
522 INORGANIC CHEM.ELEMENTS	1 327	471	291				
523 METAL.SALTS,INORGAN.ACID	10 306	1 136	708	IMPORTS	20 034 777	1 679 440	1 040 802
531 SYNTH.COLOURS,LAKES,ETC.	2 750	7 881	4 869				
532 DYEING,TANNING MATERIALS	5 509	1 760	1 080	001 LIVE ANIMALS	447	590	355
533 PIGMENTS, PAINTS, ETC.	5 046	3 352	2 064	011 BOVINE MEAT	331 875	434 402	269 292
541 MEDICINES,ETC.EXC.GRP542	610	2 909	1 803	012 OTHER MEAT, MEAT OFFAL	38 350	24 022	15 360
542 MEDICAMENTS	524	2 209	1 363	017 MEAT,OFFL,PRPD,PRSD,NES	72 677	39 583	24 454
551 ESSNTL.OIL,PERFUME,FLAVR	67	226	139	034 FISH,FRESH,CHILLED,FROZN	119 480	33 173	20 109
553 PERFUMERY,COSMETICS,ETC.	10 484	1 735	1 082	036 CRUSTACEANS,MOLLUSCS ETC	127	55	34
554 SOAP,CLEANERS,POLISH,ETC	10 914	3 057	1 893	044 MAIZE UNMILLED	1 357 875	34 431	20 953
562 FERTILIZER,EXCEPT GRP272	937	180	111	045 OTHER CEREALS, UNMILLED	91 179	4 176	2 582
572 POLYMERS OF STYRENE	1 522	198	117	054 VEGETABLES	233 291	21 012	12 689
573 POLYMERS,VINYL CHLORIDE	2 248	736	465	056 VEGTABLES,PRPD,PRSD,NES	72	171	108
574 POLYACETAL,POLYCARBONATE	475	297	182	057 FRUIT,NUTS EXCL.OIL NUTS	658 025	89 319	54 833
575 OTH.PLASTIC,PRIMARY FORM	10 526	3 495	2 179	058 FRUIT,PRESERVED,PREPARED	12 221	1 048	635
581 PLASTIC TUBE,PIPE,HOSE	203	577	350	059 FRUIT,VEGETABLE JUICES	79 782	17 868	10 872
582 PLASTIC PLATE,SHEETS,ETC	827	744	466	061 SUGARS,MOLASSES,HONEY	225 408	31 055	19 144
591 INSECTICIDES, ETC.	2 297	3 430	2 160	074 TEA AND MATE	8 333	1 996	1 225
592 STARCHES,INULIN,ETC.	2 855	1 722	1 070	081 ANIMAL FEED STUFF	9 876 702	311 899	192 170
593 EXPLOSIVES,PYROTECHNICS	16	56	35	098 EDIBLE PROD.PREPRTRS,NES	136	55	34
597 PREPO ADDITIVES,LIQUIDS	8 073	2 472	1 522	112 ALCOHOLIC BEVERAGES	5 994	1 911	1 166
598 MISC.CHEMICAL PRODTS.NES	10 373	5 273	3 247	121 TOBACCO, UNMANUFACTURED	54 129	31 658	19 452
611 LEATHER	347	448	285	122 TOBACCO,MANUFACTURED	286	111	70
613 FURSKINS,TANNED,DRESSED	9	434	258	212 FURSKINS, RAW	107	646	396
621 MATERIALS OF RUBBER	22	86	51	222 OILSEED(SFT.FIX VEG.OIL)	5 441 707	263 293	167 038
625 RUBBER TYRES,TUBES,ETC.	335	265	166	223 OILSEED(OTH.FIX.VEG.OIL)	6 546	695	425
629 ARTICLES OF RUBBER, NES	325	1 039	640	232 SYNTHETIC RUBBER, ETC.	2 762	436	275
641 PAPER AND PAPERBOARD	7 768	1 735	1 092	245 FUEL WOOD, WOOD CHARCOAL	33 765	2 073	1 249
642 PAPER,PAPERBOARD,CUT ETC	568	436	269	251 PULP AND WASTE PAPER	35 152	2 860	1 796
651 TEXTILE YARN	303	483	303	263 COTTON	7 757	1 583	962
652 COTTON FABRICS, WOVEN	87	262	162	268 WOOL, OTHER ANIMAL HAIR	132 080	86 325	53 008
653 FABRICS,MAN-MADE FIBRES	53	242	148	278 OTHER CRUDE MINERALS	193	90	55
655 KNIT.CROCHET.FABRIC NES	51	177	110	282 FERROUS WASTE AND SCRAP	206	105	62
657 SPECIAL YARN,TXTL.FABRIC	293	869	537	288 NON-FERROUS WASTE,SCRAP	411	159	99
662 CLAY,REFRCT.CONSTR.MATRL	464	90	59	291 CRUDE ANIMAL MATERLS.NES	62 446	5 293	3 261
663 MINERAL MANUFACTURES,NES	538	575	356	292 CRUDE VEG.MATERIALS, NES	11 320	5 576	3 393
664 GLASS	3 646	257	158	334 PETROLEUM PRODUCTS	268 754	7 728	4 976
665 GLASSWARE	464	533	330	335 RESIDUAL PETROL.PRODUCTS	387 253	4 744	2 905
674 FLAT-ROLLED PLATED IRON	2 314	351	220	421 FIXED VEG.FAT,OILS, SOFT	164 130	18 053	11 349
675 FLAT-ROLLED, ALLOY STEEL	265	81	51	422 FIXED VEG.FAT,OILS,OTHER	1 438	386	236
678 WIRE OF IRON OR STEEL	140	84	53	431 ANIMAL,VEG.FATS,OILS,NES	360	224	143
679 TUBES,PIPES,ETC.IRON,STL	63	140	89	511 HYDROCARBONS,NES,DERIVTS	15 310	1 266	749
682 COPPER	121	91	56	513 CARBOXYLIC ACIDS,DERIVTS	2 311	568	357
683 NICKEL	11	50	31	514 NITROGEN-FUNCT.COMPOUNDS	13 646	4 357	2 655
684 ALUMINIUM	1 079	578	353	515 ORGANO-INORGANIC COMPND	4	143	91
691 METALLIC STRUCTURES NES	99	87	52	516 OTHER ORGANIC CHEMICALS	70	1 435	863
692 CONTAINERS, STORAGE,TRNSP	116	192	112	522 INORGANIC CHEM.ELEMENTS	10 018	1 410	854
694 NAILS,SCREWS,NUTS,ETC.	89	151	86	524 OTHER CHEMICAL COMPOUNDS	31 180	3 389	2 115
695 TOOLS	266	943	591	531 SYNTH.COLOURS,LAKES,ETC.	2 065	2 681	1 676
696 CUTLERY	50	369	233	532 DYEING,TANNING MATERIALS	5 198	881	541
697 HOUSEHOLD EQUIPMENT,NES	29	54	31	541 MEDICINES,ETC.EXC.GRP542	215	6 386	4 058
699 MANUFACTS.BASE METAL,NES	1 088	996	609	542 MEDICAMENTS	8	48	31
713 INTRNL COMBUS PSTN ENGIN	393	1 235	766	551 ESSNTL.OIL,PERFUME,FLAVR	1 411	2 071	1 287
716 ROTATING ELECTRIC PLANT	226	673	397	571 POLYMERS OF ETHYLENE	1 671	135	82
721 AGRIC.MACHINES,EX.TRACTR	315	495	311	581 PLASTIC TUBE,PIPE,HOSE	120	162	105
723 CIVIL ENGINEERING EQUIPT	1 246	609	387	598 MISC.CHEMICAL PRODTS.NES	1 105	309	188
724 TEXTILE,LEATHER MACHINES	814	4 280	2 635	611 LEATHER	17 476	34 250	20 985
725 PAPER,PULP MILL MACHINES	1 581	2 858	1 696	612 MANUFACT.LEATHER ETC.NES	170	806	503
726 PRINTING,BOOKBINDING MACHS	865	4 238	2 644	613 FURSKINS,TANNED,DRESSED	170	6 975	4 314
727 FOOD-PROCESS.MCH.NON DOM	731	1 875	1 179	625 RUBBER TYRES,TUBES,ETC.	172	121	72
728 OTH.MACH,PTS,SPCL INDUST	544	2 407	1 449	629 ARTICLES OF RUBBER, NES	33	106	64
731 METAL REMOVAL WORK TOOLS	22	73	46	634 VENEERS, PLYWOOD, ETC.	36 329	1 802	1 130
741 HEATING,COOLING EQUIP,PART	473	1 290	804	651 TEXTILE YARN	9 622	6 061	3 705
742 PUMPS FOR LIQUIDS,PARTS	77	629	380	652 COTTON FABRICS, WOVEN	264	451	286
743 PUMPS NES,CENTRIFUGS ETC	121	1 020	631	657 SPECIAL YARN,TXTL.FABRIC	84	337	206
744 MECHANICAL HANDLING EQUIP	2 861	1 166	719	661 LIME,CEMENT,CONSTR.MATRL	4 853	165	103
745 OTH.NON-ELEC MCH,TOOL,NES	1 909	5 957	3 638	662 CLAY,REFRCT.CONSTR.MATRL	36 478	2 762	1 701
746 BALL OR ROLLER BEARINGS	46	164	102	671 PIG IRON,SPIEGELEISN,ETC	32 123	5 138	3 174
747 TAPS,COCKS,VALVES,ETC.	88	496	303	684 ALUMINIUM	71 049	17 564	10 862
748 TRANSMISSIONS SHAFTS ETC	762	2 284	1 423	687 TIN	350	300	190
749 NON-ELECT MACH.PARTS,ETC	95	474	293	692 CONTAINERS, STORAGE,TRNSP	33	57	33
751 OFFICE MACHINES	154	127	78	693 WIRE PRODUCTS EXCL.ELECT	2 168	681	448
752 AUTOMATC.DATA PROC.EQUIP	6	93	57	695 TOOLS	1 142	4 421	2 730
764 TELECOMM.EQUIP.PARTS NES	204	4 699	2 878	696 CUTLERY	3 879	43 841	26 712
771 ELECT POWER MACHNY,PARTS	64	127	78	697 HOUSEHOLD EQUIPMENT,NES	36	56	34
772 ELEC.SWITCH.RELAY.CIRCUIT	556	4 094	2 454	699 MANUFACTS.BASE METAL,NES	86	5 341	3 440
773 ELECTR DISTRIB.EQPT NES	102	225	141	712 STEAM TURBINES	14	1 117	674
774 ELECTRO-MEDCL,XRAY EQUIP	11	301	186	713 INTRNL COMBUS PSTN ENGIN	949	983	607
775 DOM.ELEC,NON-ELEC.EQUIPT	559	1 075	662	716 ROTATING ELECTRIC PLANT	103	336	197
776 TRANSISTORS,VALVES,ETC.	75	75	46	742 PUMPS FOR LIQUIDS,PARTS	6	128	80
778 ELECTRIC.MACH.APPART.NES	477	1 592	985	743 PUMPS NES,CENTRIFUGS ETC	73	775	483

7 IMPORTS AND EXPORTS (SPECIAL TRADE) BY COUNTRIES OF PRODUCTION AND CONSUMPTION AND BY GROUPS OF THE SITC-REV. III 1994

GROUP DESCRIPTION	DT = 100 KG	1 000 DM	1 000 \$	GROUP DESCRIPTION	DT = 100 KG	1 000 DM	1 000 \$
745 OTH.NONELEC MCH,TOOL,NES	203	676	410	635 WOOD MANUFACTURES, NES	2 138	1 000	619
747 TAPS,COCKS,VALVES,ETC.	29	128	79	641 PAPER AND PAPERBOARD	137 688	17 062	10 609
748 TRANSMISSIONS SHAFTS ETC	125	230	147	642 PAPER,PAPERBOARD,CUT ETC	11 451	5 285	3 282
749 NON-ELECT MACH,PARTS,ETC	84	123	77	651 TEXTILE YARN	3 173	4 106	2 518
752 AUTOMATC.DATA PROC.EQUIP	118	819	526	652 COTTON FABRICS,WOVEN	154	536	324
759 PARTS,FOR OFFICE MACHINS	5	607	380	653 FABRICS,MAN-MADE FIBRES	320	1 130	690
764 TELECOMM.EQUIP.PARTS NES	136	3 533	2 196	654 OTH.TEXTILE FABRIC,WOVEN	85	279	172
771 ELECT POWER MACHNY,PARTS	21	70	46	655 KNIT.CROCHET.FABRIC NES	227	661	413
772 ELEC.SWITCH.RELAY.CIRCUIT	6	194	121	656 TULLE,LACE,EMBROIDRY.ETC	103	290	174
773 ELECTR DISTRIB.EQPT NES	24	288	170	657 SPECIAL YARN,TXTL.FABRIC	6 355	9 154	5 683
774 ELECTRO-MEDCL.XRAY EQUIP	2	164	100	658 TEXTILE ARTICLES NES	1 903	2 256	1 419
778 ELECTRIC.MACH.APPART.NES	19	70	43	659 FLOOR COVERINGS, ETC.	430	776	476
781 PASS.MOTOR VEHCLS.EX.BUS	147	98	62	661 LIME,CEMENT,CONSTR.MATRL	270 415	2 811	1 712
784 PARTS,TRACTORS,MOTOR VEH	283	282	177	662 CLAY,REFRCT.CONSTR.MATRL	62 104	17 793	11 251
792 AIRCRAFT,ASSOCTD.EQUIPNT	6	201	125	663 MINERAL MANUFACTURES,NES	8 206	9 355	5 796
821 FURNITURE,CUSHIONS,ETC.	539	1 686	1 009	664 GLASS	20 421	2 980	1 873
831 TRUNK,SUIT-CASES,BAG,ETC	216	1 817	1 125	665 GLASSWARE	4 629	3 102	1 913
845 OTHR.TEXTILE APPAREL,NES	11	65	42	666 POTTERY	388	711	440
848 CLOTHING,NONXTL;HEADGEAR	699	7 105	4 440	667 PEARLS,PRECIOUS STONES	.	.	.
851 FOOTWEAR	102	361	231	671 PIG IRON,SPIEGELEISN,ETC	5 039	1 331	829
874 MEASURE,CONTROL INSTRMNT	9	822	513	673 FLAT-ROLLED IRON ETC.	34 277	2 598	1 615
885 WATCHES AND CLOCKS	378	631	385	674 FLAT-ROLLED PLATED IRON	34 236	3 793	2 382
891 ARMS AND AMMUNITION	31	269	158	675 FLAT-ROLLED, ALLOY STEEL	55 745	13 542	8 340
892 PRINTED MATTER	49	217	135	676 IRON,STL,BAR,SHAPES ETC.	4 181	939	585
894 BABY CARRIAGE,TOYS,GAMES	375	431	274	677 RAILWAY TRACK IRON,STEEL	3 131	365	235
896 WORKS OF ART,ANTIQU ETC	2	178	112	678 WIRE OF IRON OR STEEL	402	502	314
897 GOLD,SILVERWARE,JEWEL NES	11	202	129	679 TUBES,PIPES,ETC.IRON,STL	10 791	4 533	2 841
898 MUSICAL INSTRUMENTS,ETC.	8	89	54	681 SILVER,PLATINUM,ETC.	11	192	114
EXPORTS	2 257 945	2 039 482	1 263 527	682 COPPER	5 095	3 150	1 931
001 LIVE ANIMALS	15	126	80	683 NICKEL	232	913	565
016 MEAT,ED.OFFL,DRY,SLT,SMK	381	350	224	684 ALUMINIUM	5 462	4 980	3 091
017 MEAT,OFFL.PRPD,PRSD,NES	142	199	129	685 LEAD	1 848	188	113
022 MILK AND CREAM	6 578	4 063	2 613	689 MISC.NON-FERR.BASE METAL	3	53	33
024 CHEESE AND CURD	720	345	213	691 METALLIC STRUCTURES NES	3 704	3 874	2 472
037 FISH ETC.PRPD,PRSD,NES	804	765	471	692 CONTAINERS,STORAGE,TRNSP	1 377	2 434	1 516
048 CEREAL PREPARATIONS	15 861	5 482	3 424	693 WIRE PRODUCTS EXCL.ELECT	2 275	616	376
056 VEGETABLES,PRPD,PRSD,NES	514	341	208	694 NAILS,SCREWS,NUTS,ETC.	2 210	4 420	2 755
058 FRUIT,PRESERVED,PREPARED	1 769	845	523	695 TOOLS	2 233	12 628	7 879
061 SUGARS,MOLASSES,HONEY	107 014	13 515	7 929	696 CUTLERY	541	3 245	2 011
062 SUGAR CONFECTIONERY	1 832	1 091	660	697 HOUSEHOLD EQUIPMENT,NES	435	843	523
071 COFFEE,COFFEE SUBSTITUTE	88	280	176	699 MANUFACTS.BASE METAL,NES	10 088	10 901	6 776
073 CHOCOLATE,OTH.COCOA PREP	9 101	5 772	3 494	700 CPL IND PLANT (84/85/87)	22 594	53 596	32 308
075 SPICES	86	133	82	711 STEAM GENER.BOILERS,ETC.	846	4 604	2 734
081 ANIMAL FEED STUFF	1 939	1 661	1 046	712 STEAM TURBINES	108	4 822	2 939
091 MARGARINE AND SHORTENING	155	53	34	713 INTRNL COMBUS PSTN ENGIN	12 071	26 306	16 202
098 EDIBLE PROD.PREPRTRS,NES	4 111	2 505	1 580	714 ENGINES,MOTORS NON-ELECT	1 105	6 613	3 962
111 NON-ALCOHOL.BEVERAGE,NES	432	77	47	716 ROTATING ELECTRIC PLANT	3 383	10 007	6 163
112 ALCOHOLIC BEVERAGES	18 309	3 903	2 432	718 OTH.POWR.GENRTNG.MACHNRY	3 295	13 893	8 468
222 OILSEED(SFT.FIX VEG.OIL)	664	178	110	721 AGRIC.MACHINES,EX.TRACTR	7 887	11 150	6 982
223 OILSEED(OTH.FIX.VEG.OIL)	296	72	44	722 TRACTORS	201	354	209
232 SYNTHETIC RUBBER, ETC.	21 462	5 103	3 181	723 CIVIL ENGINEERING EQUIPT	3 547	6 587	4 057
247 WOOD ROUGH,ROUGH SQUARED	4 333	435	279	724 TEXTILE,LEATHER MACHINES	11 472	52 715	32 399
251 PULP AND WASTE PAPER	5 830	1 214	725	725 PAPER,PULP MILL MACHINES	3 975	12 834	8 101
266 SYNTHETIC FIBRES	7 757	2 629	1 634	726 PRINTING,BOOKBINDING MACHS	10 467	53 254	33 374
267 OTHER MAN-MADE FIBRES	126	73	42	727 FOOD-PROCESS.MCH.NON DOM	17 449	41 731	26 261
268 WOOL, OTHER ANIMAL HAIR	664	104	66	728 OTH.MACH,PTS,SPCL INDUST	25 643	84 183	52 380
274 SULPHUR,UNRSTD.IRON PYRS	664	59	37	731 METAL REMOVAL WORK TOOLS	3 670	16 247	10 038
278 OTHER CRUDE MINERALS	46 011	1 571	976	733 MACH-TOOLS,METAL-WORKING	1 618	6 182	3 921
285 ALUMINIUM ORE,CONCTR.ETC	2 973	423	257	735 PARTS,NES,FOR MACH-TOOLS	436	4 026	2 484
291 CRUDE ANIMAL MATERLS,NES	3 222	1 113	694	737 METALWORKING MACHNRY NES	1 636	11 007	6 986
292 CRUDE VEG.MATERIALS, NES	6 243	4 365	2 724	741 HEATING,COOLING EQUIP,PART	4 864	19 108	12 015
334 PETROLEUM PRODUCTS	75 101	3 101	1 847	742 PUMPS FOR LIQUIDS,PARTS	2 211	12 308	7 534
335 RESIDUAL PETROL PRODUCTS	15 263	1 706	1 057	743 PUMPS NES,CENTRIFUGS ETC	5 739	42 390	25 743
411 ANIMAL OILS AND FATS	33	119	72	744 MECHANICAL HANDLING EQUIP	21 549	31 610	19 784
422 FIXED VEG.FAT,OILS,OTHER	307	130	745	745 OTH.NONELEC MCH,TOOL,NES	11 831	118 149	73 118
431 ANIMAL,VEG.FATS,OILS,NES	676	605	378	746 BALL OR ROLLER BEARINGS	5 750	12 808	7 902
511 HYDROCARBONS,NES,DERIVTS	10 724	1 730	1 066	747 TAPS,COCKS,VALVES,ETC.	2 410	17 445	10 939
512 ALCOHOL,PHENOL,ETC.DERIV	42 324	10 368	6 410	748 TRANSMISSIONS SHAFTS ETC	3 501	11 363	7 023
513 CARBOXYLIC ACIDS,DERIVTS	52 928	9 987	6 173	749 NON-ELECT MACH.PARTS,ETC	1 828	15 959	9 871
514 NITROGEN-FUNCT.COMPOUNDS	19 151	24 850	15 333	751 OFFICE MACHINES	419	7 340	4 577
515 ORGAN-INDORGANIC COMPNDS	15 739	33 463	20 680	752 AUTOMATC.DATA PROC.EQUIP	678	11 620	7 132
516 OTHER ORGANIC CHEMICALS	10 997	10 099	6 312	759 PARTS,FOR OFFICE MACHINS	429	12 631	7 729
522 INORGANIC CHEM.ELEMENTS	20 827	5 261	3 218	762 RADIO-BROADCAST RECEIVER	47	949	569
523 METAL.SALTS,INORGAN.ACID	66 523	9 979	6 150	763 SOUND RECORDER,PHONOGRPH	45	248	153
524 OTHER CHEMICAL COMPOUNDS	250	250	155	774 TELECOMM.EQUIP.PARTS NES	4 086	85 431	52 950
525 RADIO-ACTIVE MATERIALS	429	268	773	771 ELECT POWER MACHNY,PARTS	1 944	7 742	4 763
531 SYNTH.COLOURS,LAKES,ETC.	6 200	15 308	9 446	772 ELEC.SWITCH.RELAY.CIRCUIT	8 883	51 647	32 073
532 DYEING,TANNING MATERIALS	49 992	410	255	773 ELECTR DISTRIB.EQPT NES	651	1 784	1 109
533 PIGMENTS, PAINTS, ETC.	44 954	21 398	13 184	774 ELECTRO-MEDCL.XRAY EQUIP	586	18 639	11 204
541 MEDICINES,ETC.EXC.GRP542	3 584	53 674	33 009	775 DOM.ELEC,NON-ELEC.EQUIPT	2 043	4 555	2 810
542 MEDICAMENTS	7 594	32 387	19 900	776 TRANSISTORS,VALVES,ETC.	1 584	6 216	3 855
551 ESSNTL.OIL,PERFUME,FLAVR	735	2 293	1 434	778 ELECTRIC.MACH.APPART.NES	14 351	65 848	40 633
553 PERFUMERY,COSMETICS,ETC.	3 131	3 862	2 434	781 PASS.MOTOR VEHCLS.EX.BUS	39 149	120 108	75 620
554 SOAP,CLEANERS,POLISH,ETC	40 827	13 688	8 536	782 GOODS,SPCL TRANSPORT VEH	8 469	10 686	6 584
562 FERTILIZER,EXCEPT GRP272	140 879	3 200	1 897	783 ROAD MOTOR VEHICLES NES	66	92	55
571 POLYMERS OF ETHYLENE	39 062	5 096	3 124	784 PARTS,TRACTORS,MOTOR VEH	38 792	71 622	44 832
572 POLYMERS OF STYRENE	22 764	4 168	2 581	785 CYCLES,MOTOCYCLES ETC.	548	705	445
573 POLYMERS,VINYL CHLORIDE	26 726	6 000	3 701	786 TRAILERS,SEMI-TRAILR,ETC	3 586	1 935	1 235
574 POLYACETAL,POLYCARBONATE	12 007	5 954	3 677	791 RAILWAY VEHICLES.EQUIPNT	25	51	31
575 OTH.PLASTIC,PRIMARY FORM	66 507	34 087	21 048	792 AIRCRAFT,ASSOCTD.EQUIPNT	30	6 332	3 887
581 PLASTIC TUBE,PIPE,HOSE	2 437	4 263	2 612	800 CPL IND PLANT CHAP 90/94	98	3 246	2 007
582 PLASTIC PLATE,SHEETS,ETC	12 774	12 937	8 026	812 PLUMBING,SANITRY,EQPT.ETC	16	68	43
583 MONOFILAMENT OF PLASTICS	332	294	182	813 LIGHTING FIXTURES ETC.NES	1 444	2 888	1 784
591 INSECTICIDES, ETC.	16 782	26 053	16 323	821 FURNITURE,CUSHIONS,ETC.	11 413	6 154	3 873
592 STARCHES,INULIN,ETC.	15 834	5 316	3 252	831 TRUNK,SUIT-CASES,BAG,ETC	296	790	487
593 EXPLOSIVES,PYROTECHNICS	220	542	340	841 MENS,BOYS CLOTHING,X-KNIT	42	980	597
597 PREPRD.ADDITIVES,LIQUIDS	26 188	10 587	6 507	842 WOMEN,GIRL CLOTHING,XKNIT	174	1 920	1 173
598 MISC.CHEMICAL PRDTS,NES	59 532	29 323	18 058	845 OTHR.TEXTILE APPAREL,NES	51	489	291
600 CPL IND PLANT CHAP 69-76	2 308	8 200	4 899	846 CLOTHING ACCESSRS,FABRIC	43	171	101
611 LEATHER	737	267	159	848 CLOTHING,NONXTL;HEADGEAR	47	713	429
612 MANUFACT.LEATHER ETC.NES	54	194	123	851 FOOTWEAR	185	1 155	714
621 MATERIALS OF RUBBER	908	1 298	795	871 OPTICAL INSTRUMENTS,NES	113	4 950	3 013
625 RUBBER TYRES,TUBES,ETC.	2 896	1 158	872 MEDICAL INSTRUMENTS NES	1 648	14 733	9 203	
629 ARTICLES OF RUBBER, NES	1 582	4 785	2 968	873 METERS,COUNTERS,NES	86	1 588	988
633 CORK MANUFACTURES	61	457	274	874 MEASURE,CONTROL INSTRMNT	2 003	43 872	27 158
634 VENEERS, PLYWOOD, ETC.	346	180	114	881 PHOTOGRAPH APPAR.ETC.NES	700	7 209	4 438
				882 PHOTO.CINEMATOGRPH.SUPPL	23 685	54 555	34 252
				884 OPTICAL GOODS NES	14	2 149	1 344

7 IMPORTS AND EXPORTS (SPECIAL TRADE) BY COUNTRIES OF PRODUCTION AND CONSUMPTION AND BY GROUPS OF THE SITC-REV. III 1994

GROUP DESCRIPTION	DT = 100 KG	1 000 DM	1 000 \$	GROUP DESCRIPTION	DT = 100 KG	1 000 DM	1 000 \$
885 WATCHES AND CLOCKS	286	3 379	2 104	334 PETROLEUM PRODUCTS	3 555	620	381
891 ARMS AND AMMUNITION	50	842	518	335 RESIDUAL PETROL. PRODUCTS	1 110	118	75
892 PRINTED MATTER	7 323	11 189	6 931	431 ANIMAL, VEG. FATS, OILS, NES	4 005	779	487
893 ARTICLES, NES, OF PLASTICS	8 544	10 320	6 407	511 HYDROCARBONS, NES, DERIVTS	509	74	47
894 BABY CARRIAGE, TOYS, GAMES	955	2 246	1 407	512 ALCOHOL, PHENOL, ETC. DERIV	1 100	223	140
895 OFFICE, STATIONERY SUPPLS	2 336	10 200	6 273	513 CARBOXYLIC ACIDS, DERIVTS	1 290	548	338
896 WORKS OF ART, ANTIQUE ETC	10	1 143	732	514 NITROGEN-FUNCT. COMPOUNDS	2 256	794	495
897 GOLD, SILVERWARE, JEWEL NES	1	777	490	515 ORGANO-INDORGANIC COMPNDS	174	440	272
898 MUSICAL INSTRUMENTS, ETC.	3 247	8 134	5 079	516 OTHER ORGANIC CHEMICALS	421	249	156
899 MISC MANUFCTRD GOODS NES	692	11 904	7 337	522 INDRGANIC CHEM. ELEMENTS	2 652	367	226
941 COMPL IND PLANT CHAPT 99	296	922	586	523 METAL. SALTS, INDRGAN. ACID	19 830	1 669	1 032
FALKLAND IS				531 SYNTH. COLOURS, LAKES, ETC.	303	703	429
IMPORTS	284	132	77	533 PIGMENTS, PAINTS, ETC.	4 729	2 866	1 768
036 CRUSTACEANS, MOLLUSCS ETC	170	86	49	541 MEDICINES, ETC. EXC. GRP542	431	1 927	1 183
EXPORTS	653	145	86	542 MEDICAMENTS	2 401	12 798	7 718
CYPRUS				551 ESSNTL. OIL, PERFUME, FLAVR	409	1 812	1 126
IMPORTS	1 077 131	194 443	118 345	553 PERFUMERY, COSMETICS, ETC.	2 103	6 397	3 839
024 CHEESE AND CURD	511	371	226	554 SOAP, CLEANERS, POLISH, ETC	14 380	3 669	2 254
054 VEGETABLES	368 077	38 918	23 869	562 FERTILIZER, EXCEPT GRP272	1 574	71	43
057 FRUIT, NUTS EXCL. OIL NUTS	206 689	16 343	9 895	571 POLYMERS OF ETHYLENE	3 693	502	304
058 FRUIT, PRESERVED, PREPARED	1 823	273	164	572 POLYMERS OF STYRENE	931	276	170
059 FRUIT, VEGETABLE JUICES	2 466	686	36	573 POLYMERS, VINYL CHLORIDE	152	54	33
072 COCOA	241	63	597	574 POLYACETAL, POLYCARBONATE	1 371	689	429
112 ALCOHOLIC BEVERAGES	407 849	19 175	12 055	575 OTH. PLASTIC, PRIMARY FORM	8 120	3 615	2 250
278 OTHER CRUDE MINERALS	38 293	391	249	581 PLASTIC TUBE, PIPE, HOSE	558	1 403	861
282 FERROUS WASTE AND SCRAP	1 563	196	122	582 PLASTIC PLATE, SHEETS, ETC	3 786	3 155	1 965
288 NON-FERROUS WASTE, SCRAP	7 269	1 762	1 122	583 MONOFILAMENT OF PLASTICS	151	144	88
292 CRUDE VEG. MATERIALS, NES	587	284	165	591 INSECTICIDES, ETC.	395	476	294
542 MEDICAMENTS	46	348	249	592 STARCHES, INULIN, ETC.	12 372	1 395	857
551 ESSNTL. OIL, PERFUME, FLAVR	755	408	33	593 EXPLOSIVES, PYROTECHNICS	200	1 530	881
581 PLASTIC TUBE, PIPE, HOSE	68	53	33	597 PREPRD ADDITIVES, LIQUIDS	983	508	310
582 PLASTIC PLATE, SHEETS, ETC	357	191	110	598 MISC. CHEMICAL PRODT. NES	6 770	3 019	1 850
597 PREPRD ADDITIVES, LIQUIDS	503	163	97	612 MANUFACT. LEATHER ETC. NES	4	85	56
598 MISC. CHEMICAL PRODT. NES	71	71	44	621 MATERIALS OF RUBBER	209	311	192
625 RUBBER TYRES, TUBES, ETC.	488	110	68	625 RUBBER TYRES, TUBES, ETC.	1 236	1 001	624
641 PAPER AND PAPERBOARD	332	579	337	629 ARTICLES OF RUBBER, NES	915	1 228	765
642 PAPER, PAPERBOARD, CUT ETC	767	315	191	634 VENEERS, PLYWOOD, ETC.	2 550	620	385
658 TEXTILE ARTICLES NES	5 226	8 600	5 313	635 WOOD MANUFACTURES, NES	742	479	302
663 MINERAL MANUFACTURES, NES	649	108	68	641 PAPER AND PAPERBOARD	31 854	6 611	4 135
676 IRON, STL. BAR, SHAPES ETC.	1 870	188	110	642 PAPER, PAPERBOARD, CUT ETC	28 608	10 044	6 273
679 TUBES, PIPES, ETC. IRON, STL	5 208	151	97	651 TEXTILE YARN	2 577	1 952	1 190
684 ALUMINIUM	5 500	1 156	44	652 COTTON FABRICS, WOVEN	1 609	3 552	2 196
699 MANUFACT. BASE METAL, NES	12	94	88	653 FABRICS, MAN-MADE FIBRES	2 191	5 520	3 401
713 INTRNL COMBUS PSTN ENGIN	33	145	88	654 OTH. TEXTILE FABRIC, WOVEN	203	793	491
714 ENGINES, MOTORS NON-ELECT	463	59 875	35 423	655 KNIT, CROCHET, FABRIC NES	458	757	467
728 OTH. MACH. PTS, SPLC INDUST	14	102	64	656 TULLE, LACE, EMBROIDRY, ETC	35	245	147
743 PUMPS NES, CENTRIFUGS ETC	1 996	1 900	1 179	657 SPECIAL YARN, TXTL. FABRIC	1 615	1 530	948
745 OTH. NONELEC MCH, TOOL, NES	122	229	137	658 TEXTILE ARTICLES NES	223	538	331
747 TAPS, COCKS, VALVES, ETC.		317	189	659 FLOOR COVERINGS, ETC.	404	318	196
759 PARTS, FOR OFFICE MACHINS		51	30	662 CLAY, REFRCT. CONSTR. MATRL	10 958	1 366	834
764 TELECOMM. EQUIP. PARTS NES		53	34	663 MINERAL MANUFACTURES, NES	5 031	1 990	1 222
772 ELEC. SWITCH, RELAY, CIRCUIT		56	35	664 GLASS	17 143	1 470	906
781 PASS. MOTOR VEHCL. EX. BUS	248	429	271	666 POTTERY	1 542	1 628	991
792 AIRCRAFT, ASSOCTD. EQUIPNT	61	1 926	1 179	667 PEARLS, PRECIOUS STONES	1 201	52	33
793 SHIP, BOAT, FLDAT. STRUCTRS	11 420	2 322	1 337	673 FLAT-ROLLED IRON ETC.	393	2 819	1 703
821 FURNITURE, CUSHIONS, ETC	766	1 018	633	674 FLAT-ROLLED PLATED IRON	35 208	847	532
831 TRUNK, SUIT-CASES, BAG, ETC	189	177	105	675 FLAT-ROLLED, ALLOY STEEL	3 338	282	173
841 MENS, BOYS CLOTHING, X-KNIT	2 271	6 904	4 308	676 IRON, STL. BAR, SHAPES ETC.	3 313	71	43
842 WOMEN, GIRL CLOTHING, X-KNIT	1 561	11 571	7 248	678 WIRE OF IRON OR STEEL	426	323	194
843 MENS, BOYS CLOTHING, KNIT	22	94	56	679 TUBES, PIPES, ETC. IRON, STL	1 935	1 218	752
844 WOMEN, GIRLS CLOTHING, KNIT	385	1 787	1 103	681 SILVER, PLATINUM, ETC.	33	241	147
845 OTHR. TEXTILE APPAREL, NES	1 705	6 794	4 203	682 COPPER	241	566	358
848 CLOTHING, NONTXL. HEADGEAR	8	255	156	683 ALUMINIUM	1 003	1 828	1 143
851 FOOTWEAR	75	239	146	684 METALLIC STRUCTURES NES	4 351	1 164	747
871 OPTICAL INSTRUMENTS, NES	1	51	33	692 CONTAINERS, STORAGE, TRNSP	399	130	82
874 MEASURE, CONTROL INSTRMNT	6	598	2 359	693 WIRE PRODUCTS EXCL. ELECT	371	325	192
882 PHOTG. CINEMATOGRPH. SUPPL	337	3 949	2 429	696 NAILS, SCREWS, NUTS, ETC.	1 312	3 006	1 846
896 WORKS OF ART, ANTIQUE ETC	1	157	93	697 TOOLS	416	2 037	1 234
EXPORTS	1 473 856	1 007 851	624 356	698 CUTLERY	1 427	1 973	1 230
022 MILK AND CREAM	1 199	251	152	699 HOUSEHOLD EQUIPMENT, NES	2 354	2 796	1 715
023 BUTTER, OTHER FAT OF MILK		768	161	699 MANUFACT. BASE METAL, NES	90	101	62
024 CHEESE AND CURD	10 072	4 650	2 854	711 STEAM GENER. BOILERS, ETC.	1 90	4 788	2 951
034 FISH, FRESH, CHILLED, FROZN	85	63	39	713 INTRNL COMBUS PSTN ENGIN	1 142	63 793	38 990
037 FISH ETC. PREPRD, PRSVD, NES	358	187	117	714 ENGINES, MOTORS NON-ELECT	258	1 348	837
042 RICE	581	85	54	716 ROTATING ELECTRIC PLANT	645	154	93
048 CEREAL PREPARATIONS	12 407	8 523	5 287	718 OTH. POWR. GENRTRNG. MACHNRY	29	558	344
054 VEGETABLES	5 336	728	457	721 AGRIC. MACHINES, EX. TRACTR	564	1 527	940
056 VEGETABLES, PRPD, PRSVD, NES	139	63	37	723 CIVIL ENGINEERING EQUIPT	1 417	2 373	1 472
057 FRUIT, NUTS EXCL. OIL NUTS	97	60	36	724 TEXTILE, LEATHER MACHINES	377	181	402
058 FRUIT, PRESERVED, PREPARED	627	246	147	725 PAPER, PULP MILL MACHINES	181	4 631	2 858
061 SUGARS, MOLASSES, HONEY	129 955	6 884	4 275	726 PRINTING, BOOKBINDING MACHS	712	2 046	1 261
062 SUGAR CONFECTIONERY	914	476	293	727 FOOD-PROCESS. MCH. NON DOM	339	5 046	3 139
071 COFFEE, COFFEE SUBSTITUTE	1 124	899	559	728 OTH. MACH. PTS, SPLC INDUST	2 215	1 014	136
073 CHOCOLATE, OTH. COCOA PREP	773	544	349	731 METAL REMOVAL WORK TOOLS	1 014	149	91
075 SPICES	71	61	37	733 MACH-TOOLS, METAL-WORKING	143	11	58
081 ANIMAL FEED STUFF	6 475	736	445	735 PARTS, NES, FOR MACH-TOOLS	11	200	124
091 MARGARINE AND SHORTENING	2 618	428	267	737 METALWORKING MACHNRY NES	84	3 517	2 159
098 EDIBLE PROD. PREPRTRS, NES	5 404	6 011	3 672	741 HEATING, COOLING EQUIP. PART	1 084	1 841	1 140
111 NON-ALCOHOL. BEVERAGE, NES	4 267	429	263	742 PUMPS FOR LIQUIDS, PARTS	428	4 866	3 002
112 ALCOHOLIC BEVERAGES	2 819	736	453	743 PUMPS NES, CENTRIFUGS ETC	1 864	2 237	1 354
122 TOBACCO, MANUFACTURED	11 441	15 987	10 239	744 MECHANICAL HANDLING EQUIP	979	4 882	2 970
232 SYNTHETIC RUBBER, ETC.	832	170	109	745 OTH. NONELEC MCH, TOOL, NES	1 197	21	73
248 WOOD, SIMPLY WORKED	502	50	31	746 BALL OR ROLLER BEARINGS	197	4 213	2 612
266 SYNTHETIC FIBRES	836	284	180	747 TAPS, COCKS, VALVES, ETC.	1 022	4 422	2 868
269 WORN CLOTHING, TEXTL. ARTL	836	98	61	748 TRANSMISSIONS SHAFTS ETC	422	1 497	924
278 OTHER CRUDE MINERALS	5 885	172	106	749 NON-ELECT MACH. PARTS, ETC	339	2 417	1 565
292 CRUDE VEG. MATERIALS, NES	236	246	150	751 OFFICE MACHINES	330	5 538	3 461
322 BRIQUETTES, LIGNITE, PEAT	35 714	803	496	752 AUTOMATC. DATA PROC. EQUIP	331	629	391
				753 PARTS, FOR OFFICE MACHINS	52	3 291	2 035
				754 TELEVISION RECEIVERS ETC	1 241	250	155
				755 RADIO-BROADCAST RECEIVER	44	377	237
				756 SOUND RECORDER, PHONOGRPH	28	2 254	1 410
				757 TELECOMM. EQUIP. PARTS NES	188	2 060	1 249
				758 ELECT POWER MACHNRY, PARTS	2 776	5 047	3 123
				759 ELEC. SWITCH, RELAY, CIRCUIT	1 231	957	583
				773 ELECTR DISTRIB. EQPT NES	897	555	338
				774 ELECTRO-MEDCL. XRAY EQUIP	8		

7 IMPORTS AND EXPORTS (SPECIAL TRADE) BY COUNTRIES OF PRODUCTION AND CONSUMPTION AND BY GROUPS OF THE SITC-REV. III 1994

GROUP DESCRIPTION	DT = 100 KG	1 000 DM	1 000 \$	GROUP DESCRIPTION	DT = 100 KG	1 000 DM	1 000 \$
775 DOM.ELEC,NON-ELEC.EQUIPT	7 287	11 752	7 281	334 PETROLEUM PRODUCTS	19 308	3 161	1 966
776 TRANSISTORS,VALVES,ETC.		85	2 44	335 RESIDUAL PETROL PRODUCTS	1 416	119	70
778 ELECTRIC.MACH.APPLT.NES	2 057	4 213	2 596	411 ANIMAL OILS AND FATS	13	53	32
781 PASS.MOTOR VEHCLS.EX.BUS	28 735	67 864	42 138	422 FIXED VEG.FAT,OILS,OTHER	968	71	44
782 GOODS,SPCL TRANSPORT VEH	3 376	2 924	1 814	431 ANIMAL,VEG.FATS,OILS,NES	3 207	434	269
783 ROAD MOTOR VEHICLES NES		77	47	511 HYDROCARBONS,NES,DERIVTS	229	55	32
784 PARTS,TRACTORS,MOTOR VEH	4 750	13 157	8 178	512 ALCOHOL,PHENOL,ETC.DERIV	716	355	221
785 CYCLES,MOTORCYCLES ETC.		99	64	513 CARBOXYLIC ACIDS,DERIVTS	1 052	452	277
786 TRAILERS,SEMI-TRAILR,ETC	684	360	227	514 NITROGEN-FUNCT.COMPOUNDS	2 997	1 011	622
791 RAILWAY VEHICLES,EQUIPNT	16	72	44	515 ORGAN-INOORGANIC COMPNOS	72	200	119
792 AIRCRAFT,ASSOCTD.EQUIPNT	2	2 294	1 382	516 OTHER ORGANIC CHEMICALS	131	142	83
793 SHIP,BOAT,FLOAT.STRUCTRS	868 153	547 263	339 987	522 INORGANIC CHEM.ELEMENTS	7 607	1 156	708
812 PLUMBING,SANITRY,EQPT.ETC	2 798	1 619	997	523 METAL.SALTS,INORGAN.ACID	4 544	732	453
813 LIGHTING FIXTURES ETC.NES	2 413	1 268	784	524 OTHER CHEMICAL COMPOUNDS	57	101	64
821 FURNITURE,CUSHIONS,ETC.	1 266	1 375	849	531 SYNTH.COLOURS,LAKES,ETC.	542	1 200	745
831 TRUNK,SUIT-CASES,BAG,ETC	27	103	61	532 DYEING,TANNING MATERIALS	3 683	613	382
841 MENS,BOYS CLOTHING,X-KNIT	75	927	568	533 PIGMENTS,PAINTS,ETC.	18 130	4 979	3 067
842 WOMEN,GIRL CLOTHING,KNIT	107	1 408	869	541 MEDICINES,ETC.EXC.GRP542	358	3 221	1 983
843 MENS,BOYS CLOTHING,KNIT	5	66	40	542 MEDICAMENTS	7 870	21 901	13 572
844 WOMEN,GIRLS CLOTHING,KNIT	7	153	87	551 ESSENTL.OIL,PERFUME,FLAVR	788	2 184	1 344
845 OTHR.TEXTILE APPAREL,NES	61	720	430	553 PERFUMERY,COSMETICS,ETC.	7 551	9 016	5 548
846 CLOTHING ACCESSRS,FABRIC	70	291	181	554 SOAP,CLEANERS,POLISH,ETC	13 473	3 640	2 243
848 CLOTHING,NONTXTL;HEADGEAR	45	235	143	562 FERTILIZER,EXCEPT GRP272	6 136	381	229
851 FOOTWEAR	269	992	607	571 POLYMERS OF ETHYLENE	8 700	1 422	900
871 OPTICAL INSTRUMENTS,NES	3	112	1 67	572 POLYMERS OF STYRENE	703	122	75
872 MEDICAL INSTRUMENTS NES	309	2 044	1 273	573 POLYMERS,VINYL CHLORIDE	2 550	399	243
873 METERS,COUNTERS,NES	4	77	2 47	574 POLYACETAL,POLYCARBONATE	1 978	542	331
874 MEASURE,CONTROL INSTRMNT	193	4 221	2 587	575 OTH.PLASTIC,PRIMARY FORM	21 863	4 790	2 997
881 PHOTOGRAPH APPAR.ETC.NES	128	1 595	945	581 PLASTIC TUBE,PIPE,HOSE	2 233	2 219	1 384
882 PHOTO.CINEMATOGRPH.SUPPL	1 239	2 136	1 308	582 PLASTIC PLATE,SHEETS,ETC	4 202	2 356	1 463
884 OPTICAL GOODS NES	4	596	361	591 INSECTICIDES,ETC.	2 255	2 562	1 530
885 WATCHES AND CLOCKS	22	479	291	592 STARCHES,INULIN,ETC.	3 445	1 529	950
891 ARMS AND AMMUNITION	113	388	238	597 PREPRD ADDITIVES,LIQUIDS	9 296	3 991	2 430
892 PRINTED MATTER	1 152	1 928	1 195	598 MISC.CHEMICAL PROOTS.NES	7 116	3 963	2 427
893 ARTICLES,NES,OF PLASTICS	4 004	4 167	2 562	611 LEATHER	47	175	106
894 BABY CARRIAGE,TOYS,GAMES	536	1 023	628	612 MANUFACT.LEATHER ETC.NES	7	60	37
895 OFFICE,STATIONERY SUPPLS	724	2 488	1 558	621 MATERIALS OF RUBBER	327	724	443
896 WORKS OF ART,ANTIQUE ETC	5	74	46	625 RUBBER TYRES,TUBES,ETC.	9 758	1 446	885
897 GOLD,SILVERWARE,JEWL NES	2	150	92	629 ARTICLES OF RUBBER, NES	491	1 203	748
898 MUSICAL INSTRUMENTS,ETC.	128	1 098	686	634 VENEERS,PLYWOOD,ETC.	2 084	571	349
899 MISC MANUFCTRD GOODS NES	603	1 378	846	635 WOOD MANUFACTURES, NES	936	443	273
971 GOLD,NONMONTRY EXCL DRES	10	18 522	11 470	641 PAPER AND PAPERBOARD	80 043	10 760	6 664
LEBANON				642 PAPER,PAPERBOARD,CUT ETC	5 795	2 065	1 274
IMPORTS	31 636	24 125	15 025	651 TEXTILE YARN	1 060	1 008	615
054 VEGETABLES	1 915	205	117	652 COTTON FABRICS,WOVEN	1 360	2 564	1 593
056 VEGETABLES,PRPD,PRSD,NES	3 944	505	303	653 FABRICS,MAN-MADE FIBRES	2 042	6 036	3 711
058 FRUIT,PRESERVED,PREPARED	2 713	121	71	654 OTH.TEXTILE FABRIC,WOVEN	32	622	377
098 EDIBLE PRPD.PREPRNS,NES	2 470	539	331	655 KNIT,CROCHET,FABRIC NES	192	303	182
111 NON-ALCOHOL.BEVERAGE,NES	1 643	69	43	656 TULLE,LACE,EMBROIDRY,ETC	19	101	58
112 ALCOHOLIC BEVERAGES	211	88	52	657 SPECIAL YARN,TXTL.FABRIC	1 587	1 342	814
288 NON-FERROUS WASTE,SCRAP	12 057	3 494	2 229	658 TEXTILE ARTICLES NES	679	873	544
291 CRUDE ANIMAL MATERLS,NES	1 245	7 274	4 483	659 FLOOR COVERINGS,ETC.	639	589	357
551 ESSENTL.OIL,PERFUME,FLAVR	192	85	51	662 CLAY,REFRCTR.CONSTR.MATRL	21 339	2 532	1 567
661 LIME,CEMENT,CONSTR.MATRL	55	60	36	663 MINERAL MANUFACTURES,NES	5 295	2 242	1 376
691 METALLIC STRUCTURES NES	64	46	30	664 GLASS	3 271	628	389
696 CUTLERY	47	758	480	665 GLASSWARE	1 954	1 938	1 182
699 MANUFACTS.BASE METAL,NES	6	68	41	666 POTTERY	2 128	2 269	1 431
727 FOOD-PROCESS.MCH.NON DOM	117	110	67	667 PEARLS,PRECIOUS STONES	*	*	*
743 PUMPS NES,CENTRIFUGS ETC	101	649	392	673 FLAT-ROLLED IRON ETC.	1 337	91	56
764 TELECOMM.EQUIP.PARTS NES	28	159	103	674 FLAT-ROLLED PLATED IRON	24 977	3 057	1 927
781 PASS.MOTOR VEHCLS.EX.BUS	113	106	64	675 FLAT-ROLLED,ALLOY STEEL	6 159	1 747	1 110
821 FURNITURE,CUSHIONS,ETC.	55	120	71	676 IRON,STL.BAR,SHAPES ETC.	5 651	676	416
843 MENS,BOYS CLOTHING,KNIT	175	572	359	678 WIRE OF IRON OR STEEL	1 338	127	80
844 WOMEN,GIRLS CLOTHNG,KNIT	184	586	367	679 TUBES,PIPES,ETC.IRON,STL	49 962	9 219	5 308
845 OTHR.TEXTILE APPAREL,NES	471	1 479	912	681 SILVER,PLATINUM,ETC.	2	77	45
882 PHOTO.CINEMATOGRPH.SUPPL	24	150	93	682 COPPER	1 541	1 362	844
892 PRINTED MATTER	216	403	259	684 ALUMINIUM	1 603	1 021	614
896 WORKS OF ART,ANTIQUE ETC		61	37	689 MISC.NON-FERR.BASE METAL	5	75	46
EXPORTS	1 587 475	743 444	458 494	691 METALLIC STRUCTURES NES	3 991	2 694	1 683
001 LIVE ANIMALS	615 185	88 862	54 823	692 CONTAINERS,STORAGE,TRNSP	1 050	308	195
011 BOVINE MEAT	10 810	2 446	1 514	693 WIRE PRODUCTS EXCL.ELECT	101	177	104
017 MEAT,OFFL.PRPD,PRSD,NES	1 641	1 226	758	694 NAILS,SCREWS,NUTS,ETC.	1 436	818	494
022 MILK AND CREAM	1 798	345	208	695 TOOLS	2 042	3 329	2 063
023 BUTTER,OTHER FAT OF MILK	186	53	34	696 CUTLERY	224	1 329	813
024 CHEESE AND CURD	6 375	2 643	1 661	697 HOUSEHOLD EQUIPMENT,NES	909	1 873	1 159
034 FISH,FRESH,CHILLED,FROZN	141	78	47	699 MANUFACTS.BASE METAL,NES	2 353	2 913	1 805
037 FISH,ETC.PRPD,PRSD,NES	594	271	166	711 STEAM GENER.BOILERS,ETC.	215	483	288
041 WHEAT,MSLIN,UNMILLED	53 010	796	489	713 INTRNL COMBUS PSTN ENGIN	2 933	6 702	4 138
046 MEAL,FLOUR OF WHEAT,MSLN	35 527	1 947	1 188	716 ROTATING ELECTRIC PLANT	3 661	4 298	2 678
048 CEREAL PREPARATIONS	3 824	2 523	1 589	718 OTH.PDWR,GENRTNG.MACHNRY	14	98	61
056 VEGETABLES,PRPD,PRSD,NES	229	54	33	721 AGRIC.MACHINES,EX.TRACTR	726	418	253
058 FRUIT,PRESERVED,PREPARED	506	380	236	722 TRACTORS	532	112	66
061 SUGARS,MOLASSES,HONEY	101 893	5 150	3 199	723 CIVIL ENGINEERING EQUIPT	15 579	7 826	4 864
062 SUGAR CONFECTIONERY	516	287	177	724 TEXTILE,LEATHER MACHINES	1 744	6 865	4 212
071 COFFEE,COFFEE SUBSTITUTE	40	70	43	725 PAPER,PULP MILL MACHINES	565	3 396	1 962
072 COCOA	280	144	90	726 PRINTNG,BOOKBINDNG MACHS	3 075	6 015	3 646
073 CHOCOLATE,OTH.COCOA PREP	573	335	214	727 FOOD-PROCESS.MCH.NON DOM	1 208	4 574	2 893
081 ANIMAL FEED STUFF	5 104	468	290	728 OTH.MACH,PTS,SPCL INDUST	6 365	7 782	4 865
091 MARGARINE AND SHORTENING	1 276	194	122	731 METAL REMOVAL WORK TOOLS	1 601	170	103
098 EDIBLE PRPD.PREPRNS,NES	3 548	2 661	1 669	733 MACH-TOOLS,METAL-WORKING	292	462	288
111 NON-ALCOHOL.BEVERAGE,NES	1 411	169	102	735 PARTS,NS,FOR MACH-TOOLS	116	338	208
112 ALCOHOLIC BEVERAGES	1 032	274	172	737 METALWORKING MACHNRY NES	16	104	63
122 TOBACCO,MANUFACTURED	805	1 740	1 066	741 HEATING,COOLNG EQUIP,PART	2 541	2 769	1 718
232 SYNTHETIC RUBBER,ETC.	1 301	286	177	742 PUMPS FOR LIQUIDS,PARTS	1 830	5 962	3 698
248 WOOD,SIMPLY WORKED	7 562	675	425	743 PUMPS NES,CENTRIFUGS ETC	2 164	6 478	3 994
266 SYNTHETIC FIBRES	1 762	471	290	744 MECHANICAL HANDLING EQUIP	5 561	8 940	5 558
267 OTHER MAN-MADE FIBRES	302	155	94	745 OTH.NONELECT MCH,TOOL,NES	1 282	5 450	3 369
288 WOOL, OTHER ANIMAL HAIR	703	636	393	746 BALL OR ROLLER BEARINGS	1 557	1 557	970
269 WORN CLOTHING,TEXTL.ARTL	12 930	3 740	2 320	747 TAPS,COCKS,VALVES,ETC.	4 177	14 241	8 886
278 OTHER CRUDE MINERALS	4 272	334	209	748 TRANSMISSIONS SHAFTS ETC	1 044	4 212	2 548
291 CRUDE ANIMAL MATERLS,NES	29	107	62	749 NON-ELECT MACH.PARTS,ETC	543	3 046	1 876
292 CRUDE VEG.MATERIALS, NES	521	640	378	751 OFFICE MACHINES	537	1 408	868
322 BRIQUETTES,LIGNITE,PEAT	19 462	458	285	752 AUTOMATC.DATA PROC.EQUIP	262	3 287	2 017
				759 PARTS,FOR OFFICE MACHINS	80	667	414
				761 TELEVISION RECEIVERS ETC	254	582	365
				762 RADIO-BROADCAST RECEIVER	45	955	614
				763 SOUND RECORDER,PHONOGRPH	8	89	56
				764 TELECOMM.EQUIP.PARTS NES	13 075	104 013	63 543

7 IMPORTS AND EXPORTS (SPECIAL TRADE) BY COUNTRIES OF PRODUCTION AND CONSUMPTION AND BY GROUPS OF THE SITC-REV. III 1994

GROUP DESCRIPTION	DT = 100 KG	1 000 DM	1 000 \$	GROUP DESCRIPTION	DT = 100 KG	1 000 DM	1 000 \$
771 ELECT POWER MACHNY.PARTS	1 115	932	577	285 ALUMINIUM ORE,CONCTR.ETC	1 140	74	44
772 ELEC.SWITCH.RELAY.CIRCUT	1 229	5 253	3 281	291 CRUDE ANIMAL MATERLS.NES	284	619	383
773 ELECTR DISTRIBT.EQPT NES	254	382	234	292 CRUDE VEG.MATERIALS, NES	1 493	1 370	880
774 ELECTRO-MEODCL,XRAY EQUIP	272	7 723	4 736	322 BRIQUETTES,LIGNITE,PEAT	1 940	49	30
775 DOM.ELEC, NON-ELEC. EQUIPT	3 921	7 329	4 499	334 PETROLEUM PRODUCTS	1 400	292	182
776 TRANSISTORS, VALVES, ETC.	35	902	553	395 RESIDUAL PETROL.PRODUCTS	6 426	623	388
778 ELECTRIC.MACH. APPART.NES	7 564	9 437	5 814	421 FIXED VEG.FAT,OILS, SOFT	1 271	170	108
781 PASS.MOTOR VEHCLS.EX.BUS	86 515	80 867	50 385	491 ANIMAL, VEG.FATS,OILS,NES	6 374	1 150	709
782 GOODS, SPCL TRANSPORT VEH	42 687	12 444	7 674	511 HYDROCARBONS,NES,DERIVTS	1 289	1 194	122
783 ROAD MOTOR VEHICLES NES	5 260	673	414	512 ALCOHOL, PHENOL, ETC.DERIV	11 136	1 782	1 115
784 PARTS, TRACTORS, MOTOR VEH	29 297	63 520	39 089	513 CARBOXYLIC ACIDS,DERIVTS	2 267	920	565
786 TRAILERS, SEMI-TRAILR, ETC	3 425	2 272	1 380	514 NITROGEN-FUNCT.COMPOUNDS	9 326	2 408	1 474
793 SHIP, BOAT, FLOAT, STRUCTRS	46	181	115	515 ORGANO-INORGANIC COMPNDS	1 293	1 029	629
812 PLUMBNG, SANITRY, EQPT, ETC	2 578	1 908	1 201	516 OTHER ORGANIC CHEMICALS	1 058	563	351
813 LIGHTNG FIXTURES ETC.NES	415	1 557	964	522 INORGANIC CHEM.ELEMENTS	96 205	4 261	2 612
821 FURNITURE, CUSHIONS, ETC.	6 237	7 653	4 736	523 METAL. SALTS, INORGAN.ACID	14 666	1 888	1 132
831 TRUNK, SUIT-CASES, BAG, ETC	68	439	266	524 OTHER CHEMICAL COMPOUNDS	1 687	152	92
841 MENS, BOYS CLOTHING, X-KNIT	422	6 861	4 277	531 SYNTH.COLOURS,LAKES, ETC.	3 796	10 474	6 487
842 WOMEN, GIRL CLOTHING, XKNIT	353	8 149	5 026	532 DYEING, TANNING MATERIALS	3 070	4 458	281
843 MENS, BOYS CLOTHING, KNIT	29	270	158	539 PIGMENTS, PAINTS, ETC.	14 901	4 734	2 939
844 WOMEN, GIRLS CLOTHNG. KNIT	63	846	519	541 MEDICINES, ETC. EXC. GRP542	1 138	5 146	3 181
845 OTHR. TEXTILE APPAREL, NES	192	2 517	1 564	542 MEDICAMENTS	756	4 206	2 558
846 CLOTHING ACCESSRS, FABRIC	111	595	362	551 ESSNTL. OIL, PERFUME, FLAVR	3 548	7 594	4 888
848 CLOTHING, NONXTL, HEADGEAR	225	625	393	553 PERFUMERY, COSMETICS, ETC.	262	282	174
851 FOOTWEAR	158	633	385	554 SOAP, CLEANERS, POLISH, ETC	14 984	4 009	2 462
871 OPTICAL INSTRUMENTS, NES	7	355	222	562 FERTILIZER, EXCEPT GRP272	747	438	268
872 MEDICAL INSTRUMENTS NES	692	6 995	4 306	571 POLYMERS OF ETHYLENE	10 294	1 042	651
873 METERS, COUNTERS, NES	11	96	56	572 POLYMERS OF STYRENE	3 509	486	300
874 MEASURE, CONTROL INSTRMNT	311	4 444	2 760	573 POLYMERS, VINYL CHLORIDE	2 503	634	388
881 PHOTOGRAPH APPAR. ETC. NES	121	1 362	849	574 POLYACETAL, POLYCARBONATE	4 488	1 307	808
882 PHOTO. CINEMATOGRPH. SUPPL	2 528	4 259	2 647	575 OTH. PLASTIC, PRIMARY FORM	44 041	7 958	4 956
884 OPTICAL GOODS NES	1	463	287	581 PLASTIC TUBE, PIPE, HOSE	1 492	7 282	4 398
885 WATCHES AND CLOCKS	10	476	304	582 PLASTIC PLATE, SHEETS, ETC	14 114	3 932	2 467
892 PRINTED MATTER	1 000	1 946	1 194	583 MONOFILAMENT OF PLASTICS	205	269	164
893 ARTICLES, NES, OF PLASTICS	2 735	4 400	2 726	591 INSECTICIDES, ETC.	5 793	8 642	5 409
894 BABY CARRIAGE, TOYS, GAMES	685	1 446	896	592 STARCHES, INULIN, ETC.	8 144	1 344	841
895 OFFICE, STATIONERY SUPPLS	694	2 161	1 341	593 EXPLOSIVES, PYROTECHNICS	110	130	83
896 WORKS OF ART, ANTIQUE ETC		70	46	597 PREPRD ADDITIVES, LIQUIDS	9 553	2 993	1 882
897 GOLD, SILVERWARE, JEWEL NES	4	268	160	598 MISC. CHEMICAL PRDCTS. NES	16 561	7 539	4 661
898 MUSICAL INSTRUMENTS, ETC.	247	1 306	812	600 CPL IND PLANT CHAP 69-76	494	724	422
899 MISC MANUFCTRD GOODS NES	967	2 504	1 546	621 MATERIALS OF RUBBER	2 273	1 190	753
				625 RUBBER TYRES, TUBES, ETC.	271	557	344
				629 ARTICLES OF RUBBER, NES	3 577	4 912	2 979
				634 VENEERS, PLYWOOD, ETC.	1 013	209	134
SYRIA				635 WOOD MANUFACTURES, NES	167	69	41
IMPORTS	50 004 519	1 008 326	630 492	641 PAPER AND PAPERBOARD	72 573	6 822	4 235
				642 PAPER, PAPERBOARD, CUT ETC	793	411	253
034 FISH, FRESH, CHILLED, FROZN	6	63	40	651 TEXTILE YARN	44 355	14 307	8 815
037 FISH ETC. PREPD, PRSVD. NES	265	143	88	652 COTTON FABRICS, WOVEN	982	1 534	942
054 VEGETABLES	32 743	1 984	1 151	653 FABRICS, MAN-MADE FIBRES	2 647	6 779	4 152
056 VEGETABLES, PRPD, PRSVD, NES	11 565	2 782	1 738	654 OTH. TEXTILE FABRIC, WOVEN	275	894	552
057 FRUIT, NUTS EXCL. OIL NUTS	542	245	151	655 KNIT, CROCHET, FABRIC NES	2 318	1 683	1 048
075 SPICES	1 016	251	153	656 TULLE, LACE, EMBROIDRY, ETC	103	438	271
121 TOBACCO, UNMANUFACTURED	987	237	151	657 SPECIAL YARN, TXTL. FABRIC	2 353	1 482	916
212 FURSKINS, RAW	51	146	86	658 TEXTILE ARTICLES NES	61	123	75
263 COTTON	97 705	9 559	5 818	662 CLAY, REFCTR. CONSTR. MATRL	10 479	1 336	836
291 CRUDE ANIMAL MATERLS. NES	4 039	24 593	15 331	663 MINERAL MANUFACTURES, NES	2 842	2 413	1 475
333 PETROLEUM OILS, CRUDE	49 814 262	904 977	566 670	664 GLASS	515	316	194
651 TEXTILE YARN	2 048	969	605	665 GLASSWARE	1 585	683	421
652 COTTON FABRICS, WOVEN	5 510	1 771	1 092	666 POTTERY	45	174	110
658 TEXTILE ARTICLES NES	3 827	4 609	2 851	671 PIG IRON, SPIEGELEISN, ETC	122	68	39
661 LIME, CEMENT, CONSTR. MATRL	617	69	45	673 FLAT-ROLLED IRON ETC.	139 790	8 186	4 931
697 HOUSEHOLD EQUIPMENT, NES	107	76	47	674 FLAT-ROLLED PLATED IRON	28 717	1 270	785
741 HEATING, COOLNG EQUIP, PART	142	107	68	675 FLAT-ROLLED, ALLOY STEEL	13 760	2 421	1 495
747 TAPS, COCKS, VALVES, ETC.	362	483	311	676 IRON, STL. BAR, SHAPES ETC.	48 782	2 243	1 380
764 TELECOMM. EQUIP. PARTS NES	29	288	181	678 WIRE OF IRON OR STEEL	10 014	1 738	1 027
778 ELECTRIC.MACH. APPART. NES	48	138	82	679 TUBES, PIPES, ETC. IRON, STL	158 850	18 374	10 800
821 FURNITURE, CUSHIONS, ETC.	73	129	82	681 SILVER, PLATINUM, ETC.	11	148	91
831 TRUNK, SUIT-CASES, BAG, ETC	26	119	70	682 COPPER	903	526	324
841 MENS, BOYS CLOTHING, X-KNIT	1 732	4 940	3 070	683 NICKEL	209	257	155
842 WOMEN, GIRL CLOTHING, XKNIT	558	1 660	1 029	684 ALUMINIUM	6 710	2 940	1 835
843 MENS, BOYS CLOTHING, KNIT	3 105	6 319	3 937	689 MISC. NON-FERR. BASE METAL	22	338	207
844 WOMEN, GIRLS CLOTHING. KNIT	1 892	3 742	2 298	691 METALLIC STRUCTURES NES	3 199	1 076	655
845 OTHR. TEXTILE APPAREL, NES	16 417	27 723	17 077	692 CONTAINERS, STORAGE, TRNSP	2 206	1 848	1 130
846 CLOTHING ACCESSRS, FABRIC	1 404	4 269	2 658	694 NAILS, SCREWS, NUTS, ETC.	2 194	992	618
851 FOOTWEAR	90	55	34	695 TOOLS	3 926	6 122	3 766
871 OPTICAL INSTRUMENTS, NES	20	105	62	696 CUTLERY	498	1 113	690
872 MEDICAL INSTRUMENTS NES	18	99	78	697 HOUSEHOLD EQUIPMENT, NES	195	207	126
874 MEASURE, CONTROL INSTRMNT		120	69	699 MANUFACTS. BASE METAL, NES	6 386	2 305	1 439
896 WORKS OF ART, ANTIQUE ETC		450	260	700 CPL IND PLANT (84/85/87)	16 934	8 613	5 194
897 GOLD, SILVERWARE, JEWEL NES	187	227	142	711 STEAM GENER. BOILERS, ETC.	482	767	457
899 MISC MANUFCTRD GOODS NES	285	92	57	712 STEAM TURBINES	75	4 508	2 899
EXPORTS	1 494 394	828 790	511 680	713 INTRNL COMBUS PSTN ENGIN	5 167	9 106	5 626
				714 ENGINES, MOTORS NON-ELECT	4	261	163
001 LIVE ANIMALS	21	187	117	716 ROTATING ELECTRIC PLANT	4 416	9 850	6 219
011 BOVINE MEAT	5 471	599	350	718 OTH. POWR. GENRTNG. MACHNRY	264	879	557
022 MILK AND CREAM	193	228	138	721 AGRIC. MACHINES, EX. TRACTR	6 816	4 098	2 500
035 FISH, DRIED, SALTED, SMOKED	16	48	31	722 TRACTORS	3 714	418	254
036 CRUSTACEANS, MOLLUSCS ETC	85	193	122	723 CIVIL ENGINEERING EQUIPT	9 951	8 744	5 381
037 FISH ETC. PREPD, PRSVD. NES	9 563	5 018	3 181	724 TEXTILE, LEATHER MACHINES	74 813	179 558	112 779
046 MEAL, FLOUR OF WHEAT, MSLN	134 889	3 538	2 065	725 PAPER, PULP MILL MACHINES	444	687	428
054 VEGETABLES	1 768	125	71	726 PRINTNG, BOOKBINDNG MACHS	3 906	7 981	4 821
056 VEGETABLES, PRPD, PRSVD, NES	401	100	60	727 FOOD-PROCESS. MCH. NON DOM	135	606	372
058 FRUIT, PRESERVED, PREPARED	343	154	98	728 OTH. MACH. PTS, SPCL INDUSTR	14 335	20 635	12 745
061 SUGARS, MOLASSES, HONEY	24 559	1 205	740	731 METAL REMOVAL WORK TOOLS	1 231	426	262
072 COCOA	1 091	258	168	733 MACH-TOOLS, METAL-WORKING	2 048	3 934	2 392
081 ANIMAL FEED STUFF	4 354	312	182	735 PARTS, NES, FOR MACH-TOOLS	429	309	186
098 EDIBLE PROD. PREPRTRS, NES	1 257	1 489	914	737 METALWORKING MACHNRY NES	315	1 004	593
112 ALCOHOLIC BEVERAGES	915	135	81	741 HEATING, COOLNG EQUIP, PART	6 412	15 452	9 697
122 TOBACCO, MANUFACTURED	346	222	141	742 PUMPS FOR LIQUIDS, PARTS	3 518	13 507	8 357
232 SYNTHETIC RUBBER, ETC.	4 500	741	449	743 PUMPS NES, CENTRIFUGS ETC	3 198	9 156	5 643
248 WOOD, SIMPLY WORKED	39 090	1 404	816	744 MECHANICAL HANDLNG EQUIP	2 624	4 041	2 498
251 PULP AND WASTE PAPER	6 363	279	172	745 OTH. NONELEC MCH, TOOL, NES	4 828	12 146	7 307
266 SYNTHETIC FIBRES	3 355	653	405	746 BALL OR ROLLER BEARINGS	2 121	2 489	1 546
267 OTHER MAN-MADE FIBRES	1 476	180	110	747 TAPS, COCKS, VALVES, ETC.	6 513	14 964	9 385
269 WORN CLOTHING, TEXTIL. ARTL	523	136	83	748 TRANSMISSIONS SHAFTS ETC	5 596	10 190	6 255
272 FERTILIZERS, CRUDE	1 500	74	43	749 NON-ELECT MACH. PARTS, ETC	1 381	5 393	3 292
278 OTHER CRUDE MINERALS	2 922	268	164	751 OFFICE MACHINES	80	301	188

7 IMPORTS AND EXPORTS (SPECIAL TRADE) BY COUNTRIES OF PRODUCTION AND CONSUMPTION AND BY GROUPS OF THE SITC-REV. III 1994

GROUP DESCRIPTION	DT = 100 KG	1 000 DM	1 000 \$	GROUP DESCRIPTION	DT = 100 KG	1 000 DM	1 000 \$
752 AUTOMATC.DATA PROC.EQUIP	69	1 770	1 070	665 GLASSWARE	1 110	459	282
759 PARTS,FOR OFFICE MACHINS	5	143	92	666 POTTERY	1 115	260	163
761 TELEVISION RECEIVERS ETC	10	240	151	682 COPPER	402	111	72
762 RADIO-BROADCAST RECEIVER	24	514	316	684 ALUMINIUM	91	83	54
763 SOUND RECORDER,PHONOGRPH	10	1 490	918	691 METALLIC STRUCTURES NES	732	66	41
764 TELECOMM.EQUIP.PARTS NES	12 653	126 225	76 816	694 NAILS,SCREWS,NUTS,ETC.	326	69	42
771 ELECT POWER MACHNY.PARTS	4 229	5 877	3 791	697 HOUSEHOLD EQUIPMENT,NES	82	98	59
772 ELEC.SWITCH.RELAY.CIRCUT	2 404	11 442	7 049	699 MANUFACTS.BASE METAL,NES	1 098	263	169
773 ELECTR.DISTRIB.EQPT NES	3 712	3 270	2 063	713 INTRNL COMBUS PSTN ENGIN	43	77	47
774 ELECTRO-MEDCL.XRAY EQUIP	384	3 333	2 096	714 ENGINES,MOTORS NON-ELECT	9	1 330	764
775 DOM.ELEC.NON-ELEC.EQUIPT	901	2 181	1 365	716 ROTATING ELECTRIC PLANT	37	69	42
776 TRANSISTORS,VALVES,ETC.	36	988	608	727 FOOD-PROCESS.MCH.NON DOM	68	61	38
778 ELECTRIC.MACH.APPART.NES	5 244	6 977	4 289	728 OTH.MACH.PTS,SPCL INDUST	102	451	286
781 PASS.MOTOR VEHCLS.EX.BUS	7 494	26 856	16 415	731 METAL REMOVAL WORK TOOLS	91	108	65
782 GOODS,SPCL TRANSPORT VEH	24 592	13 502	8 270	735 PARTS,NES,FOR MACH-TOOLS	31	71	42
783 ROAD MOTOR VEHICLES NES	6 319	2 302	1 390	737 METALWORKING MACHNRY NES	2	184	118
784 PARTS,TRACTORS,MOTOR VEH	19 245	14 627	9 060	741 HEATNG.COOLING EQUIP,PART	283	210	134
786 TRAILERS,SEMI-TRAILR,ETC	3 065	880	556	742 PUMPS FOR LIQUIDS,PARTS	205	754	497
791 RAILWAY VEHICLES.EQUIPNT	44	89	55	743 PUMPS NES,CENTRIFUGS ETC	22	56	36
793 SHIP,BOAT,FLDPT,STRUCTRS	59 865	3 655	2 144	746 BALL OR ROLLER BEARINGS	93	150	99
800 CPL IND PLANT CHAP 90/94	13	275	177	748 TRANSMISSIONS SHAFTS ETC	297	560	331
812 PLUMBNG,SANITRY,EQPT.ETC	2 238	373	226	764 TELECOMM.EQUIP.PARTS NES	58	337	206
813 LIGHTNG FIXTURES ETC.NES	161	737	461	772 ELEC.SWITCH.RELAY.CIRCUT	150	274	163
821 FURNITURE,CUSHIONS,ETC.	354	353	214	775 DOM.ELEC.NON-ELEC.EQUIPT	69	53	33
842 WOMEN,GIRL CLOTHNG,XKNIT	2	80	43	778 ELECTRIC.MACH.APPART.NES	107	300	184
846 CLOTHING ACCESSRS,FABRIC	37	83	54	782 GOODS,SPCL TRANSPORT VEH	550	400	254
851 FOOTWEAR	128	308	186	784 PARTS,TRACTORS,MOTOR VEH	1 862	277	171
871 OPTICAL INSTRUMENTS,NES	9	475	301	813 LIGHTNG FIXTURES ETC.NES	42	98	62
872 MEDICAL INSTRUMENTS NES	750	10 887	6 872	821 FURNITURE,CUSHIONS,ETC.	1 300	889	539
873 METERS,COUNTERS,NES	7	140	86	831 TRUNK,SUIT-CASES,BAG,ETC	45	88	50
874 MEASURE,CONTROL INSTRMNT	496	7 831	4 855	841 MENS,BOYS CLOTHNG,X-KNIT	871	2 058	1 278
881 PHOTOGRAPH APPAR.ETC.NES	41	358	222	842 WOMEN,GIRL CLOTHNG,XKNIT	271	836	517
882 PHOTO.CINEMATOGRPH.SUPPL	2 313	2 384	1 479	843 MENS,BOYS CLOTHNG,KNIT	556	1 088	664
884 OPTICAL GOODS NES	145	88	84	844 WOMEN,GIRLS CLOTHNG,KNIT	564	1 075	663
891 ARMS AND AMMUNITION	5	68	40	845 OTHR.TEXTILE APPAREL,NES	4 927	9 640	6 094
892 PRINTED MATTER	2 254	926	578	851 FOOTWEAR	183	337	217
893 ARTICLES,NES,OF PLASTICS	3 426	3 294	2 089	871 OPTICAL INSTRUMENTS,NES	57	34	21
894 BABY CARRIAGE,TOYS,GAMES	334	290	176	882 PHOTO.CINEMATOGRPH.SUPPL	14	49	30
895 OFFICE,STATIONERY SUPPLS	394	942	586	892 PRINTED MATTER	85	51	31
896 WORKS OF ART,ANTIQUE ETC	2	60	39	896 WORKS OF ART,ANTIQUE ETC	74	917	566
898 MUSICAL INSTRUMENTS,ETC.	25	520	334	897 GOLD,SILVERWARE,JEWEL NES	279	279	163
899 MISC MANUFCTRD GOODS NES	946	2 052	1 269				
941 COMPL IND PLANT CHAPT 99	62	376	227	EXPORTS	4 354 784	2 578 350	1 579 155
IRAQ				001 LIVE ANIMALS	23	810	496
IMPORTS	242	242	147	011 BOVINE MEAT	192 865	57 234	33 581
057 FRUIT,NUTS EXCL.OIL NUTS	178	119	70	029 BUTTER,OTHER FAT OF MILK	3 182	927	597
EXPORTS	331 650	19 895	12 340	024 CHEESE AND CURD	1 457	335	192
011 BOVINE MEAT	2 538	136	86	041 WHEAT, MESLIN, UNMILLED	121 176	1 833	1 063
022 MILK AND CREAM	428	917	69	043 BARLEY, UNMILLED	134 301	2 508	1 595
041 WHEAT, MESLIN, UNMILLED	262 500	4 106	3 070	061 SUGARS,MOLASSES,HONEY	349 801	21 112	13 464
061 SUGARS,MOLASSES,HONEY	61 137	3 858	2 449	072 COCCA	200	57	33
541 MEDICINES,ETC.EXC.GRP542	59	1 700	1 027	081 ANIMAL FEED STUFF	3 780	1 701	1 003
542 MEDICAMENTS	1 795	1 082	642	091 MARGARINE AND SHORTENING	209	71	46
598 MISC.CHEMICAL PRODS.NES	8	224	140	098 EDIBLE PROD.PREPRTRS,NES	717	550	330
629 ARTICLES OF RUBBER, NES	59	219	120	122 TOBACCO, MANUFACTURED	16 821	18 340	11 541
718 OTH.POWHR.GENRNGR.MACHNRY	12	77	50	232 SYNTHETIC RUBBER, ETC.	12 215	3 484	2 132
721 AGRIC.MACHINES,EX.TRACTR	22	124	81	248 WOOD, SIMPLY WORKED	800	130	74
742 PUMPS FOR LIQUIDS,PARTS	122	473	302	251 PULP AND WASTE PAPER	4 883	1 123	700
743 PUMPS NES,CENTRIFUGS ETC	189	859	505	266 SYNTHETIC FIBRES	244 386	70 142	42 915
745 OTH.NONLEEC MCH,TOOL,NES	14	279	178	267 OTHER MAN-MADE FIBRES	829	260	168
748 TRANSMISSIONS SHAFTS ETC	57	188	124	268 WOOL, OTHER ANIMAL HAIR	2 231	2 111	1 288
764 TELECOMM.EQUIP.PARTS NES	6	179	115	272 FERTILIZERS, CRUDE	2 505	146	96
772 ELEC.SWITCH.RELAY.CIRCUT	45	479	297	273 STONE, SAND AND GRAVEL	8 130	636	399
773 ELECTR.DISTRIB.EQPT NES	767	318	192	274 SULPHUR,UNRSTD.IRON PYRS	385	104	62
774 ELECTRO-MEDCL.XRAY EQUIP	33	284	169	277 NATURAL ABRASIVES, NES	98 616	1 445	896
784 PARTS,TRACTORS,MOTOR VEH	22	95	61	278 OTHER CRUDE MINERALS	1 608	996	607
872 MEDICAL INSTRUMENTS NES	109	862	510	285 ALUMINIUM ORE,CONCR.ETC	697	147	94
873 METERS,COUNTERS,NES	16	65	39	291 CRUDE ANIMAL MATERLS.NES	67	237	148
893 ARTICLES,NES,OF PLASTICS	199	189	115	292 CRUDE VEG.MATERIALS, NES	519	422	271
IRAN				334 PETROLEUM PRODUCTS	4 736	967	579
IMPORTS	20 789 586	1 336 830	828 084	335 RESIDUAL PETROL.PRODUCTS	8 721	899	562
034 FISH,FRESH,CHILLED,FROZN	131	156	100	411 ANIMAL OILS AND FATS	16 272	1 525	898
036 CRUSTACEANS,MOLLUSCS ETC	35	71	42	422 FIXED VEG.FAT,OILS,OTHER	6 340	684	411
037 FISH ETC.PREPD,PRSDV.NES	314	6 777	4 256	431 ANIMAL,VEG.FATS,OILS,NES	15 814	2 526	1 578
042 RICE	441	84	50	511 HYDROCARBONS,NES,DERIVTS	13 420	2 036	1 244
054 VEGETABLES	6 042	1 183	723	512 ALCOHOL,PHENOL,ETC.DERIV	114 691	15 590	9 650
056 VEGETABLES,PRPD,PRSDV,NES	2 440	746	467	513 CARBOXYLIC ACIDS,DERIVTS	15 481	4 972	3 119
057 FRUIT,NUTS EXCL.OIL NUTS	499 665	217 045	135 351	514 NITROGEN-FUNCT.COMPOUNDS	12 137	6 056	3 719
058 FRUIT,PRESERVED,PREPARED	20 593	12 180	7 646	515 ORGANIO-INORGANIC CPNDS	11 855	9 664	5 836
059 FRUIT, VEGETABLE JUICES	72 265	7 899	5 000	516 OTHER ORGANIC CHEMICALS	3 712	2 788	1 727
075 SPICES	160	2 622	1 635	522 INORGANIC CHEM.ELEMENTS	24 781	6 515	4 021
121 TOBACCO, UNMANUFACTURED	2 259	1 691	1 064	523 METAL.SALTS,INORGAN.ACID	33 754	5 361	3 330
263 COTTON	42 990	1 755	1 106	524 OTHER CHEMICAL COMPOUNDS	1 783	870	529
268 WOOL, OTHER ANIMAL HAIR	294	1 494	953	525 RADIO-ACTIVE MATERIALS	3	67	38
273 STONE, SAND AND GRAVEL	4 550	213	132	531 SYNTH.COLOURS,LAKES,ETC.	6 775	16 236	9 944
288 NON-FERROUS WASTE,SCRAP	452	746	476	532 DYEING,TANNING MATERIALS	1 733	523	327
291 CRUDE ANIMAL MATERLS.NES	11 835	52 128	32 292	533 PIGMENTS, PAINTS, ETC.	21 746	9 817	5 936
292 CRUDE VEG.MATERIALS, NES	8 011	3 507	2 177	541 MEDICINES,ETC.EXC.GRP542	2 543	20 698	12 668
333 PETROLEUM OILS, CRUDE	19 931 594	365 650	227 849	542 MEDICAMENTS	3 288	12 657	7 958
511 HYDROCARBONS,NES,DERIVTS	21 241	1 174	748	551 ESSNTL.OIL,PERFUME,FLAVR	4 737	7 913	4 931
551 ESSNTL.OIL,PERFUME,FLAVR	348	1 102	65	553 PERFUMERY,COSMETICS,ETC.	3 726	6 256	3 759
598 MISC.CHEMICAL PRODS.NES	200	98	65	554 SOAP,CLEANERS,POLISH,ETC	36 672	10 431	6 345
611 LEATHER	59	152	93	562 FERTILIZER,EXCEPT GRP272	614 700	17 206	11 123
651 TEXTILE YARN	1 393	681	428	571 POLYMERS OF ETHYLENE	22 157	3 845	2 414
652 COTTON FABRICS, WOVEN	2 993	1 399	875	572 POLYMERS OF STYRENE	4 774	1 068	639
655 KNIT.CROCHET.FABRIC NES	1 156	1 405	865	573 POLYMERS,VINYL CHLORIDE	36 830	6 826	4 157
658 TEXTILE ARTICLES NES	10 157	9 480	5 794	574 POLYACETAL,POLYCARBONATE	25 847	9 854	6 104
659 FLOOR COVERINGS, ETC.	117 947	603 135	371 293	575 OTH.PLASTIC,PRIMARY FORM	51 884	15 867	9 753
661 LIME,CEMENT,CONSTR.MATRL	1 206	166	102	581 PLASTIC TUBE,PIPE,HOSE	834	1 870	1 132
662 CLAY,REFRCT.CONSTR.MATRL	3 411	213	134	582 PLASTIC PLATE,SHEETS,ETC	18 613	8 134	5 001
				583 MONOFILAMENT OF PLASTICS	306	258	162
				591 INSECTICIDES, ETC.	37 235	58 111	34 884
				592 STARCHES,INULIN,ETC.	3 210	2 062	1 258
				593 EXPLOSIVES,PYROTECHNICS	3 093	1 001	645
				597 PREPRD ADDITIVES,LIQUIDS	12 691	4 218	2 583
				598 MISC.CHEMICAL PRODS.NES	93 086	31 068	19 137
				600 CPL IND PLANT CHAP 69-76	52 450	102 818	63 007

7 IMPORTS AND EXPORTS (SPECIAL TRADE) BY COUNTRIES OF PRODUCTION AND CONSUMPTION AND BY GROUPS OF THE SITC-REV. III 1994

GROUP DESCRIPTION	DT = 100 KG	1 000 DM	1 000 \$	GROUP DESCRIPTION	DT = 100 KG	1 000 DM	1 000 \$
611 LEATHER	42	54	33	872 MEDICAL INSTRUMENTS NES	1 480	17 544	10 852
621 MATERIALS OF RUBBER	854	1 521	943	873 METERS, COUNTERS, NES	998	3 858	2 427
625 RUBBER TYRES, TUBES, ETC.	1 274	849	500	874 MEASURE, CONTROL INSTRMNT	2 817	40 954	25 366
629 ARTICLES OF RUBBER, NES	2 704	4 045	2 473	881 PHOTOGRAPH APPAR, ETC. NES	2 444	2 642	1 604
634 VENEERS, PLYWOOD, ETC.	1 930	179	109	882 PHOTO. CINEMATOGRPH. SUPPL	12 541	15 503	9 552
641 PAPER AND PAPERBOARD	217 633	43 673	27 617	884 OPTICAL GOODS NES	52	6 007	3 766
642 PAPER, PAPERBOARD, CUT ETC	27 022	5 048	3 124	885 WATCHES AND CLOCKS	35	209	126
651 TEXTILE YARN	15 956	7 914	4 775	891 ARMS AND AMMUNITION	15	103	65
652 COTTON FABRICS, WOVEN	585	1 868	1 158	892 PRINTED MATTER	1 057	2 803	1 741
653 FABRICS, MAN-MADE FIBRES	862	1 740	1 070	893 ARTICLES, NES, OF PLASTICS	2 279	4 162	2 539
654 OTH. TEXTILE FABRIC, WOVEN	14	53	32	894 BABY CARRIAGE, TOYS, GAMES	104	699	433
655 KNIT, CROCHET, FABRIC NES	673	1 068	641	895 OFFICE, STATIONERY SUPPLS	1 760	4 669	2 884
656 TULLE, LACE, EMBROIDRY, ETC	26	107	65	897 GOLD, SILVERWARE, JEWEL NES	1	714	442
657 SPECIAL YARN, TXTL. FABRIC	8 552	8 750	5 364	898 MUSICAL INSTRUMENTS, ETC.	67	693	421
658 TEXTILE ARTICLES NES	156	67	44	899 MISC MANUFCTRD GOODS NES	262	3 296	2 039
659 FLOOR COVERINGS, ETC.	338	2 436	1 512	941 COMPL IND PLANT CHAPT 99	12 659	12 280	7 490
661 LIME, CEMENT, CONSTR. MATRL	8	73	47				
662 CLAY, REFRACT. CONSTR. MATRL	71 101	10 414	6 470	ISRAEL			
663 MINERAL MANUFACTURES, NES	32 801	30 233	18 754				
664 GLASS	3 588	1 694	1 030	IMPORTS	4 917 515	1 563 489	967 382
665 GLASSWARE	3 611	4 481	2 764				
671 PIG IRON, SPIEGELEISN, ETC	6 252	1 520	934	011 BOVINE MEAT	384	228	134
672 INGOTS ETC. IRON OR STEEL	772	98	60	012 OTHER MEAT, MEAT OFFAL	5 440	5 548	3 488
673 FLAT-ROLLED IRON ETC.	182 986	13 767	8 262	017 MEAT, OFFL. PRPD, PRSVD, NES	17 973	8 117	5 107
674 FLAT-ROLLED PLATED IRON	328 311	34 181	20 976	025 EGGS, BIRDS, YOLKS, ALBUMIN	15 135	1 672	1 035
675 FLAT-ROLLED, ALLOY STEEL	55 194	17 266	10 715	034 FISH, FRESH, CHILLED, FROZD	99	969	584
676 IRON, STL. BAR, SHAPES ETC.	41 097	5 859	3 597	048 CEREAL PREPARATIONS	8 832	2 896	1 801
677 RAILWAY TRACK IRON, STEEL	772	167	103	054 VEGETABLES	192 299	22 534	13 529
678 WIRE OF IRON OR STEEL	4 396	1 299	805	056 VEGETABLES, PRPD, PRSVD, NES	41 365	6 102	3 762
679 TUBES, PIPES, ETC. IRON, STL	44 164	11 229	6 973	057 FRUIT, NUTS EXCL. OIL NUTS	323 102	55 736	34 281
681 SILVER, PLATINUM, ETC.	47	403	242	058 FRUIT, PRESERVED, PREPARED	13 014	3 082	1 933
682 COPPER	5 311	3 704	2 270	059 FRUIT, VEGETABLE JUICES	91 024	18 213	11 190
683 NICKEL	1 195	2 389	1 488	061 SUGARS, MOLASSES, HONEY	25 120	5 421	3 375
684 ALUMINIUM	23 835	16 294	10 097	073 CHOCOLATE, OTH. COCOA PREP	980	679	392
686 ZINC	1 155	316	200	075 SPICES	7 916	3 606	2 217
689 MISC. NON-FERR. BASE METAL	61	362	221	081 ANIMAL FEED STUFF	17 461	3 104	1 904
691 METALLIC STRUCTURES NES	17 376	8 023	5 067	098 EDIBLE PROD. PREPRPTS, NES	26 754	5 279	3 252
692 CONTAINERS, STORAGE, TRNSP	6 279	1 939	1 183	112 ALCOHOLIC BEVERAGES	1 204	637	392
693 WIRE PRODUCTS EXCL. ELECT	2 946	1 490	885	222 DILSEED(SFT, FIX VEG. OIL)	17 710	4 126	2 551
694 NAILS, SCREWS, NUTS, ETC.	2 159	2 049	1 246	248 WOOD, SIMPLY WORKED	47	73	44
695 TOOLS	5 156	18 898	11 636	251 PULP AND WASTE PAPER	1 492	153	97
696 CUTLERY	563	1 807	1 115	263 COTTON	24 166	7 232	4 420
697 HOUSEHOLD EQUIPMENT, NES	1 206	1 832	1 144	272 FERTILIZERS, CRUDE	1 346 219	11 034	6 874
699 MANUFACT. BASE METAL, NES	9 673	10 448	6 254	273 STONE, SAND AND GRAVEL	360	180	111
700 CPL IND PLANT (84/85/87)	114 094	270 993	164 141	277 NATURAL ABRASIVES, NES	30	459	299
711 STEAM GENER. BOILERS, ETC.	2 016	2 007	1 214	278 OTHER CRUDE MINERALS	115 818	6 423	3 970
712 STEAM TURBINES	1 981	8 461	5 378	282 FERROUS WASTE AND SCRAP	11 887	1 320	820
713 INTRNL COMBUS PSTN ENGIN	5 227	26 052	16 156	288 NON-FERROUS WASTE, SCRAP	58 054	14 165	8 782
714 ENGINES, MOTORS NON-ELECT	4 487	2 660	1 586	291 CRUDE ANIMAL MATERLS, NES	655	598	364
716 ROTATING ELECTRIC PLANT	10 726	24 111	14 880	292 CRUDE VEG. MATERIALS, NES	67 351	49 178	29 607
718 OTH. POWR. GENRTNG. MACHNRY	3 339	1 576	955	334 PETROLEUM PRODUCTS	805 745	20 235	12 381
721 AGRIC. MACHINES, EX. TRACTR	4 323	6 239	3 825	335 RESIDUAL PETROL. PRODUCTS	6 293	655	418
722 TRACTORS	53	160	92	422 FIXED VEG. FAT, OILS, OTHER	787	512	317
723 CIVIL ENGINEERING EQUIPT	9 448	20 983	12 983	511 HYDROCARBONS, NES, DERIVTS	13 935	2 432	1 493
724 TEXTILE, LEATHER MACHINES	49 237	88 776	54 593	512 ALCOHOL, PHENOL, ETC. DERIV	236	240	146
725 PAPER, PULP MILL MACHINES	5 880	11 229	7 068	513 CARBOXYLIC ACIDS, DERIVTS	7 042	4 441	2 740
726 PRINTNG, BOOKBINDNG MACHS	8 789	36 652	21 729	514 NITROGEN-FUNCT. COMPOUNDS	1 946	5 828	3 527
727 FOOD-PROCESS. MCH. NON DCM	19 053	13 828	8 530	515 ORGANO-INORGANIC COMPNDS	630	2 894	1 734
728 OTH. MACH. PTS, SPCL INDUSTR	73 776	194 036	115 125	516 OTHER ORGANIC CHEMICALS	1 513	3 826	2 367
731 METAL REMOVAL WORK TOOLS	11 640	51 814	32 418	522 INORGANIC CHEM. ELEMENTS	178 976	14 032	8 725
733 MACH-TOOLS, METAL-WORKING	5 795	11 806	7 210	523 METAL. SALTS, INORGAN. ACID	150 886	12 284	7 623
735 PARTS, NES, FOR MACH-TOOLS	1 074	4 915	3 040	524 OTHER CHEMICAL COMPOUNDS	410	77	49
737 METALWORKING MACHNRY NES	16 441	44 553	26 622	525 RADIO-ACTIVE MATERIALS		225	135
741 HEATING, COOLING EQUIP, PART	10 616	29 364	17 985	533 PIGMENTS, PAINTS, ETC.	1 573	812	492
742 PUMPS FOR LIQUIDS, PARTS	3 508	16 751	10 245	541 MEDICINES, ETC. EXC. GRP542	687	8 550	5 265
743 PUMPS NES, CENTRIFUGS ETC	19 606	56 641	35 049	542 MEDICAMENTS	1 257	9 572	6 931
744 MECHANICAL HANDLING EQUIP	28 763	41 278	24 900	551 ESSNTL. OIL, PERFUME, FLAVR	1 734	2 064	1 280
745 OTH. NONELEC MCH. TOOL, NES	12 450	22 439	13 976	553 PERFUMERY, COSMETICS, ETC.	14 704	4 406	2 728
746 BALL OR ROLLER BEARINGS	2 368	3 539	2 204	554 SOAP, CLEANERS, POLISH, ETC	724	394	243
747 TAPS, COCKS, VALVES, ETC.	12 988	29 292	17 987	562 FERTILIZER, EXCEPT GRP272	715 135	14 927	9 251
748 TRANSMISSIONS SHAFTS ETC	7 027	18 427	11 267	571 POLYMERS OF ETHYLENE	412	227	140
749 NON-ELECT. MACH. PARTS, ETC	2 199	13 353	8 354	573 POLYMERS, VINYL CHLORIDE	70 667	8 503	5 246
751 OFFICE MACHINES	413	1 139	693	574 POLYACETAL, POLYCARBONATE	1 091	1 063	637
752 AUTOMAT. DATA PROC. EQUIP	1 456	24 872	14 876	575 OTH. PLASTIC, PRIMARY FORM	31 619	7 874	4 911
759 PARTS, FOR OFFICE MACHINS	80	1 295	789	579 PLASTIC WASTE, SCRAP ETC	1 047	392	246
761 TELEVISION RECEIVERS ETC	77	447	270	581 PLASTIC TUBE, PIPE, HOSE	7 958	15 774	9 809
762 RADIO-BROADCAST RECEIVER	3	287	182	582 PLASTIC PLATE, SHEETS, ETC	34 953	18 312	11 340
763 SOUND RECORDER, PHONOGRPH	22	849	512	583 MONOFILAMENT OF PLASTICS	5 775	3 316	2 053
764 TELECOMM. EQUIP. PARTS NES	12 887	158 553	98 546	591 INSECTICIDES, ETC.	1 181	861	539
771 ELECT POWER MACHNRY, PARTS	10 408	12 532	7 548	592 STARCHES, INULIN, ETC.	2 195	467	289
772 ELEC. SWITCH, RELAY, CIRCUIT	16 538	69 053	42 585	598 MISC. CHEMICAL PRDCTS, NES	563	1 481	913
773 ELECTR. DISTRIB. EQPT NES	29 266	19 820	12 161	611 LEATHER	7	132	79
774 ELECTRO-MEDCL. XRAY EQUIP	702	12 372	7 365	613 FURSKINS, TANNED, DRESSED	6	185	114
775 DOM. ELEC. NON-ELEC. EQUIPT	8 290	8 399	5 047	621 MATERIALS OF RUBBER	4 477	3 621	2 213
776 TRANSISTORS, VALVES, ETC.	3 256	6 486	4 043	625 RUBBER TYRES, TUBES, ETC.	35 946	20 124	12 436
778 ELECTRIC MACH. APPART. NES	15 567	27 878	17 032	629 ARTICLES OF RUBBER, NES	1 457	1 572	981
781 PASS. MOTOR VEHCLS. EX. BUS	7 340	17 670	10 960	634 VENEERS, PLYWOOD, ETC.	602	170	101
782 GOODS, SPCL TRANSPORT VEH	2 382	4 022	2 330	635 WOOD MANUFACTURES, NES	3 728	1 566	972
783 ROAD MOTOR VEHICLES NES	1 480	396	228	641 PAPER AND PAPERBOARD	19 331	6 998	4 337
784 PARTS, TRACTORS, MOTOR VEH	71 272	102 751	64 355	642 PAPER, PAPERBOARD, CUT ETC	2 019	1 521	953
785 CYCLES, MOTORCYCLES ETC.	298	1 012	631	651 TEXTILE YARN	4 630	5 080	3 115
786 TRAILERS, SEMI-TRAILR, ETC	1 920	2 020	1 214	652 COTTON FABRICS, WOVEN	335	488	301
791 RAILWAY VEHICLES, EQUIPNT	10 822	21 383	13 254	653 FABRICS, MAN-MADE FIBRES	529	543	334
792 AIRCRAFT, ASSOCTD. EQUIPNT	22	1 204	749	654 OTH. TEXTILE FABRIC, WOVEN	107	432	277
800 CPL IND PLANT CHAP 90/94	700	11 772	7 206	655 KNIT, CROCHET, FABRIC NES	50	80	49
811 PREFABRICATED BUILDINGS	380	120	71	656 TULLE, LACE, EMBROIDRY, ETC	33	226	138
812 PLUMBNG, SANITRY, EQPT, NES	213	367	228	657 SPECIAL YARN, TXTL. FABRIC	8 011	10 164	6 266
813 LIGHTING FIXTURES ETC. ETC	1 355	4 740	2 853	658 TEXTILE ARTICLES NES	8 634	26 296	16 501
821 FURNITURE, CUSHIONS, ETC.	365	1 570	980	659 FLOOR COVERINGS, ETC.	9 513	21 724	13 568
831 TRUNK, SUIT-CASES, BAG, ETC	41	156	93	662 CLAY, REFRACT. CONSTR. MATRL	1 166	748	468
841 MENS, BOYS CLOTHING, X-KNIT	1	56	34	663 MINERAL MANUFACTURES, NES	2 463	3 943	2 454
842 WOMEN, GIRL CLOTHING, XKNIT	1	885	538	664 GLASS	1 348	1 065	655
844 WOMEN, GIRLS CLOTHING, KNIT	1	68	40	665 GLASSWARE	118	331	208
845 OTHR. TEXTILE APPAREL, NES	25	388	236	666 POTTERY	43	166	102
846 CLOTHING ACCESSRS, FABRIC	19	91	53	667 PEARLS, PRECIOUS STONES	.	.	.
848 CLOTHING, NONTXTL; HEADGEAR	21	159	67	676 IRON, STL. BAR, SHAPES ETC.	2 506	300	175
851 FOOTWEAR	153	686	433	679 TUBES, PIPES, ETC. IRON, STL	4 277	2 864	1 777
871 OPTICAL INSTRUMENTS, NES	58	2 001	1 232	681 SILVER, PLATINUM, ETC.	4	170	106

7 IMPORTS AND EXPORTS (SPECIAL TRADE) BY COUNTRIES OF PRODUCTION AND CONSUMPTION AND BY GROUPS OF THE SITC-REV. III 1994

GROUP DESCRIPTION	DT = 100 KG	1 000 DM	1 000 \$	GROUP DESCRIPTION	DT = 100 KG	1 000 DM	1 000 \$
682 COPPER	11 145	3 819	2 378	081 ANIMAL FEED STUFF	29 570	2 968	1 807
684 ALUMINIUM	40 497	20 874	13 033	091 MARGARINE AND SHORTENING	295	201	121
685 LEAD	2 317	252	161	098 EDIBLE PROD. PREPRPTS,NES	17 419	14 093	8 677
689 MISC. NON-FERR. BASE METAL	584	328	200	111 NON-ALCOHOL. BEVERAGE,NES	188	116	73
691 METALLIC STRUCTURES NES	13 665	11 957	7 400	112 ALCOHOLIC BEVERAGES	4 094	660	415
693 WIRE PRODUCTS EXCL. ELECT	152	166	105	122 TOBACCO, MANUFACTURED	385	249	156
694 NAILS, SCREWS, NUTS, ETC.	1 237	1 434	886	223 OILSEED (OTH. FIX. VEG. OIL)	3 169	283	175
695 TOOLS	1 359	51 659	31 916	232 SYNTHETIC RUBBER, ETC.	20 297	3 874	2 362
696 CUTLERY	119	323	201	246 WOOD IN CHIPS, PARTICLES	11 601	147	88
697 HOUSEHOLD EQUIPMENT, NES	96	146	91	247 WOOD ROUGH, ROUGH SQUARED	1 197	109	64
699 MANUFACT. BASE METAL, NES	59 872	47 448	29 507	248 WOOD, SIMPLY WORKED	8 733	1 244	758
712 STEAM TURBINES	25	233	149	251 PULP AND WASTE PAPER	5 387	875	537
713 INTRNL COMBUS PSTN ENGIN	184	472	278	263 COTTON	1 935	329	199
714 ENGINES, MOTORS NON-ELECT	137	3 542	2 186	266 SYNTHETIC FIBRES	34 299	8 375	5 133
716 ROTATING ELECTRIC PLANT	102	396	247	267 OTHER MAN-MADE FIBRES	12 285	5 893	3 651
718 OTH. POWR. GENRTNG. MACHNRY	3	94	56	268 WOOL, OTHER ANIMAL HAIR	2 451	3 057	1 913
721 AGRIC. MACHINES, EX. TRACTR	459	1 415	886	273 STONE, SAND AND GRAVEL	58 043	1 862	1 144
723 CIVIL ENGINEERING EQUIPT	54	59	35	274 SULPHUR, UNRSTD. IRON PYRS	4 060	183	115
724 TEXTILE, LEATHER MACHINES	2 342	906	549	277 NATURAL ABRASIVES, NES	4 466	3 168	1 901
725 PAPER, PULP MILL MACHINES	108	335	206	278 OTHER CRUDE MINERALS	49 902	1 575	962
726 PRINTNG. BOOKBINDNG MACHS	821	10 227	6 349	285 ALUMINIUM ORE, CONCTR. ETC	1 824	317	197
728 OTH. MACH. PTS, SPCL INDUST	674	4 850	3 018	288 NON-FERROUS WASTE, SCRAP	1 157	47	30
731 METAL REMOVAL WORK TOOLS	48	179	113	291 CRUDE ANIMAL MATERLS. NES	590	689	442
733 MACH-TOOLS, METAL-WORKING	864	764	481	292 CRUDE VEG. MATERIALS, NES	2 488	2 357	1 457
735 PARTS, NES, FOR MACH-TOOLS	76	1 368	842	322 BRIQUETTES, LIGNITE, PEAT	58 026	1 626	1 057
737 METALWORKING MACHNRY NES	1 569	1 565	965	334 PETROLEUM PRODUCTS	42 000	7 782	4 823
741 HEATING, COOLNG EQUIP, PART	7 835	18 872	11 535	335 RESIDUAL PETROL. PRODUCTS	43 288	2 533	1 557
742 PUMPS FOR LIQUIDS, PARTS	38	417	259	342 LIQUEFIED PROPANE, BUTANE	3 970	391	243
743 PUMPS NES, CENTRIFUGS ETC	2 178	6 578	4 145	344 PETROLEUM GASES, NES	*	*	*
744 MECHANICAL HANDLING EQUIP	35	166	104	411 ANIMAL OILS AND FATS	2 634	230	181
745 OTH. NONELEC MCH. TOOL, NES	860	1 829	1 118	421 FIXED VEG. FAT, OILS, SOFT	27 443	2 999	1 798
746 BALL OR ROLLER BEARINGS	53	102	62	422 FIXED VEG. FAT, OILS, OTHER	795	210	128
747 TAPS, COCKS, VALVES, ETC.	965	2 912	1 818	431 ANIMAL, VEG. FATS, OILS, NES	8 383	1 632	1 008
748 TRANSMISSIONS SHAFTS ETC	816	1 092	682	511 HYDROCARBONS, NES, DERIVTS	242 636	17 084	10 562
749 NON-ELECT MACH. PARTS, ETC	409	2 026	1 234	512 ALCOHOL, PHENOL, ETC. DERIV	104 839	19 474	11 933
751 OFFICE MACHINES	23	104	67	513 CARBOXYLIC ACIDS, DERIVTS	127 368	27 043	16 664
752 AUTOMATC. DATA PROC. EQUIP	539	34 870	21 089	514 NITROGEN-FUNCT. COMPOUNDS	70 277	34 721	21 501
759 PARTS, FOR OFFICE MACHINS	244	16 889	10 342	515 ORGANO-INORGANIC COMPNDS	33 411	28 205	17 379
761 TELEVISION RECEIVERS ETC	6 773	15 420	9 390	516 OTHER ORGANIC CHEMICALS	44 894	9 841	6 103
763 SOUND RECORDER, PHONOGRPH	47	824	505	522 INORGANIC CHEM. ELEMENTS	94 698	14 186	8 772
764 TELECOMM. EQUIP. PARTS NES	4 503	240 428	149 933	523 METAL, SALTS, INORGAN. ACID	95 706	12 434	7 689
771 ELECT POWER MACHNY. PARTS	503	5 084	3 109	524 OTHER CHEMICAL COMPOUNDS	2 859	2 022	1 263
772 ELEC. SWITCH, RELAY, CIRCUIT	8 991	52 596	32 733	525 RADIO-ACTIVE MATERIALS	13	148	86
773 ELECTR. DISTRIB. EQPT NES	3 604	9 882	5 441	531 SYNTH. COLOURS, LAKES, ETC.	15 531	22 032	13 626
774 ELECTRO-MEDCL. XRAY EQUIP	794	14 555	9 005	532 DYEING, TANNING MATERIALS	1 793	978	606
775 DOM. ELEC. NON-ELEC. EQUIPT	1 203	5 236	3 280	533 PIGMENTS, PAINTS, ETC.	65 954	39 041	24 061
776 TRANSISTORS, VALVES, ETC.	206	10 037	6 143	541 MEDICINES, ETC. EXC. GRP542	2 986	34 048	21 050
778 ELECTRIC MACH. APPART. NES	2 919	27 976	17 421	542 MEDICAMENTS	4 303	67 923	41 768
781 PASS. MOTOR VEHCLS. EX. BUS	38	101	61	551 ESSNTL. OIL, PERFUME, FLAVR	2 218	8 701	5 345
782 GOODS, SPCL TRANSPRT VEH	1 285	2 392	251	553 PERFUMERY, COSMETICS, ETC.	6 332	15 296	9 449
784 PARTS, TRACTORS, MOTOR VEH	1 696	2 267	1 346	554 SOAP, CLEANERS, POLISH, ETC	86 525	26 043	16 029
785 CYCLES, MOTORCYCLES ETC.	139	1 007	630	562 FERTILIZER, EXCEPT GRP272	2 042	169	102
786 TRAILERS, SEMI-TRAILER, ETC	1 000	382	232	571 POLYMERS OF ETHYLENE	66 714	10 436	6 483
792 AIRCRAFT, ASSOCTD. EQUIPNT	54	10 238	6 313	572 POLYMERS OF STYRENE	54 217	9 373	5 858
813 LIGHTNG FIXTURES ETC. NES	45	180	110	573 POLYMERS, VINYL CHLORIDE	6 236	2 158	1 334
821 FURNITURE, CUSHIONS, ETC.	12 259	9 132	5 637	574 POLYACETAL, POLYCARBONATE	155 155	37 499	23 297
831 TRUNK, SUIT-CASES, BAG, ETC	2 148	1 462	888	575 OTH. PLASTIC, PRIMARY FORM	128 330	39 974	24 701
841 MENS, BOYS CLOTHING, X-KNIT	1 076	5 803	3 549	579 PLASTIC WASTE, SCRAP ETC	2 454	138	86
842 WOMEN, GIRL CLOTHING, XKNIT	1 280	11 989	7 411	581 PLASTIC TUBE, PIPE, HOSE	4 025	6 969	4 272
843 MENS, BOYS CLOTHING, KNIT	804	5 894	3 701	582 PLASTIC PLATE, SHEETS, ETC	67 666	36 738	22 737
844 WOMEN, GIRLS CLOTHING, KNIT	2 486	20 371	12 597	583 MONOFILAMENT OF PLASTICS	1 219	1 474	916
845 OTHR. TEXTILE APPAREL, NES	5 225	54 622	33 799	591 INSECTICIDES, ETC.	6 410	8 843	5 426
846 CLOTHING ACCESSRS, FABRIC	3 462	16 629	10 193	592 STARCHES, INULIN, ETC.	30 632	6 063	3 750
848 CLOTHING, NONTXTL; HEADGEAR	46	583	359	593 EXPLOSIVES, PYROTECHNICS	195	484	304
851 FOOTWEAR	2 757	6 114	3 793	597 PREPRD ADDITIVES, LIQUIDS	25 574	10 452	6 447
871 OPTICAL INSTRUMENTS, NES	99	5 374	3 411	598 MISC. CHEMICAL PRODTS. NES	115 446	66 904	41 316
872 MEDICAL INSTRUMENTS, NES	1 031	7 687	4 791	611 LEATHER	1 466	2 704	1 651
873 METERS, COUNTERS, NES	47	1 174	733	612 MANUFACT. LEATHER ETC. NES	55	341	213
874 MEASURE, CONTROL INSTRMNT	1 004	22 035	13 667	613 FURSKINS, TANNED, DRESSED	2	84	40
881 PHOTOGRAPH APPAR. ETC. NES	9	571	337	621 MATERIALS OF RUBBER	13 071	7 966	4 911
882 PHOTO. CINEMATOGRPH. SUPPL	101	564	359	625 RUBBER TYRES, TUBES, ETC.	6 308	4 512	2 776
884 OPTICAL GOODS NES	139	2 327	1 429	629 ARTICLES OF RUBBER, NES	4 904	10 487	6 463
885 WATCHES AND CLOCKS	2	214	135	633 CORK MANUFACTURES	168	502	306
891 ARMS AND AMMUNITION	64	531	322	634 VENEERS, PLYWOOD, ETC.	29 734	6 572	3 992
892 PRINTED MATTER	6 784	5 103	3 154	635 WOOD MANUFACTURES, NES	10 392	2 741	1 706
893 ARTICLES, NES, OF PLASTICS	69 261	42 869	26 553	641 PAPER AND PAPERBOARD	367 681	62 295	38 895
894 BABY CARRIAGE, TOYS, GAMES	4 801	4 621	2 882	642 PAPER, PAPERBOARD, CUT ETC	83 777	36 111	22 361
895 OFFICE, STATIONERY SUPPLS	839	1 976	1 244	651 TEXTILE YARN	67 456	49 014	30 161
896 WORKS OF ART, ANTIQUE ETC	52	1 970	1 232	652 COTTON FABRICS, WOVEN	4 040	6 965	4 297
897 GOLD, SILVERWARE, JEWEL NES	52	34 290	21 204	653 FABRICS, MAN-MADE FIBRES	11 646	27 881	17 041
898 MUSICAL INSTRUMENTS, ETC.	1 809	14 814	9 204	654 OTH. TEXTILE FABRIC, WOVEN	1 349	1 722	1 064
899 MISC MANUFCTRD GOODS NES	691	1 512	955	655 KNIT. CROCHET. FABRIC NES	2 503	5 382	3 311
961 COIN NONGOLD NONCURRENT		127	76	656 TULLE, LACE, EMBROIDRY. ETC	935	3 895	2 408
EXPORTS	5 629 481	3 612 539	2 232 869	657 SPECIAL YARN, TXTL. FABRIC	16 454	17 613	10 898
001 LIVE ANIMALS	271	504	322	658 TEXTILE ARTICLES NES	2 292	2 776	1 715
011 BOVINE MEAT	6 213	1 608	973	659 FLOOR COVERINGS, ETC.	1 029	1 088	667
022 MILK AND CREAM	24 239	7 596	4 699	661 LIME, CEMENT, CONSTR. MATRL	26 500	699	436
025 EGGS, BIRDS, YOLKS, ALBUMIN	298	152	95	662 CLAY, REFCTR. CONSTR. MATRL	46 415	6 320	3 846
034 FISH, FRESH, CHILLED, FROZN	9 569	1 573	972	663 MINERAL MANUFACTURES, NES	16 634	14 585	8 975
037 FISH, ETC. PREPD, PRSVD. NES	1 004	1 065	672	664 GLASS	59 443	9 598	5 920
041 WHEAT, MESLIN, UNMILLED	165 157	3 459	2 178	665 GLASSSHARE	119 794	16 418	9 980
043 BARLEY, UNMILLED	264 036	3 134	1 798	666 POTTERY	26 424	15 194	9 257
045 OTHER CEREALS, UNMILLED	24 098	270	166	667 PEARLS, PRECIOUS STONES	*	*	*
046 MEAL, FLOUR OF WHEAT, MSLN	23 100	877	532	671 PIG IRON, SPIEGELEISN, ETC	1 395	446	271
048 CEREAL PREPARATIONS	12 207	4 265	2 632	672 INGOTS ETC. IRON OR STEEL	309	69	44
054 VEGETABLES	3 814	525	324	673 FLAT-ROLLED IRON ETC.	60 881	4 806	2 937
056 VEGETABLES, PRPD, PRSVD, NUTS	1 751	1 191	746	674 FLAT-ROLLED PLATED IRON	154 249	17 316	10 726
057 FRUIT, NUTS EXCL. OIL NUTS	62	75	42	675 FLAT-ROLLED, ALLOY STEEL	35 779	8 879	5 508
058 FRUIT, PRESERVED, PREPARED	775	406	251	676 IRON, STL. BAR, SHAPES ETC.	38 341	5 555	3 507
059 FRUIT, VEGETABLE JUICES	3 790	1 787	1 074	677 RAILWAY TRACK IRON, STEEL	811	329	194
061 SUGARS, MOLASSES, HONEY	626 795	43 499	26 966	678 WIRE OF IRON OR STEEL	15 821	2 217	1 369
062 SUGAR CONFECTIONERY	7 534	3 306	2 048	679 TUBES, PIPES, ETC. IRON, STL	29 881	7 292	4 536
071 COFFEE, COFFEE SUBSTITUTE	9 396	13 265	8 190	681 SILVER, PLATINUM, ETC.	260	7 418	4 545
072 COCOA	614	180	110	682 COPPER	37 950	25 598	15 885
073 CHOCOLATE, OTH. COCOA PREP	9 437	5 552	3 472	683 NICKEL	386	861	535
075 SPICES	152	106	66	684 ALUMINIUM	68 263	30 817	19 013
				685 LEAD	2 654	373	225
				686 ZINC	1 973	576	356

7 IMPORTS AND EXPORTS (SPECIAL TRADE) BY COUNTRIES OF PRODUCTION AND CONSUMPTION AND BY GROUPS OF THE SITC-REV. III 1994

GROUP DESCRIPTION	DT = 100 KG	1 000 DM	1 000 \$	GROUP DESCRIPTION	DT = 100 KG	1 000 DM	1 000 \$
687 TIN	186	160	100	742 PUMPS FOR LIQUIDS,PARTS	56	77	48
689 MISC.NON-FERR.BASE METAL	673	1 480	924	781 PASS.MOTOR VEHCLS.EX.BUS	28	600	355
691 METALLIC STRUCTURES NES	20 091	11 628	7 161	792 AIRCRAFT,ASSOCTD.EQUIPNT	6	641	385
692 CONTAINERS,STORAGE,TRNSP	4 343	5 343	3 295	841 MENS,BOYS CLOTHING,X-KNIT	337	529	338
693 WIRE PRODUCTS EXCL.ELECT	5 767	3 412	2 125	843 MENS,BOYS CLOTHING,KNIT	21	75	48
694 NAILS,SCREWS,NUTS,ETC.	5 604	5 953	3 679	845 OTHR.TEXTILE APPAREL,NES	603	1 046	654
695 TOOLS	8 132	25 216	15 649	874 MEASURE,CONTROL INSTRMNT	4	975	605
696 CUTLERY	1 748	8 797	5 423	893 ARTICLES,NES,OF PLASTICS	31	151	95
697 HOUSEHOLD EQUIPMENT,NES	3 574	5 152	3 183				
699 MANUFACTS.BASE METAL,NES	44 681	39 770	24 615	EXPORTS	1 216 883	476 995	294 851
700 CPL IND PLANT (84/85/87)	2 169	1 400	806	001 LIVE ANIMALS	36 730	9 322	5 772
711 STEAM GENER. BOILERS,ETC.	1 240	2 008	1 262	011 BOVINE MEAT	36 799	7 969	4 956
712 STEAM TURBINES	35	1 687	1 040	017 MEAT,OFFL.PRPD,PRSD,NES	280	245	154
713 INTRNL COMBUS PSTN ENGIN	3 325	17 944	11 040	022 MILK AND CREAM	5 428	838	509
714 ENGINES,MOTORS NON-ELECT		142	91	023 BUTTER,OTHER FAT OF MILK	517	152	92
716 ROTATING ELECTRIC PLANT	5 395	18 024	11 118	024 CHEESE AND CURD	1 212	602	383
718 OTH.PWR.GENRTNG.MACHNRY	314	2 511	1 558	025 EGGS,BIRDS,YOLKS,ALBUMIN	39	55	32
721 AGRIC.MACHINES,EX.TRACTR	1 933	3 496	2 121	048 CEREAL PREPARATIONS	1 382	929	565
722 TRACTORS	3 994	5 034	3 081	054 VEGETABLES	6 090	373	238
723 CIVIL ENGINEERING EQUIPT	25 627	24 215	14 843	061 SUGARS,MOLASSES,HONEY	381 463	28 140	17 454
724 TEXTILE,LEATHER MACHINES	13 328	62 572	38 392	071 COFFEE,COFFEE SUBSTITUTE	153	228	140
725 PAPER,PULP MILL MACHINES	2 007	8 830	5 523	075 SPICES	199	170	105
726 PRINTING,BOOKBINDING MACHS	19 806	81 390	50 989	081 ANIMAL FEED STUFF	37 068	3 003	1 826
727 FOOD-PROCESS.MCH.NON DOM	6 302	19 630	12 076	088 EDIBLE PROD.PREPRNTS,NES	498	318	198
728 OTH.MACH,PTS,SPCL INDJST	39 645	99 349	61 418	112 ALCOHOLIC BEVERAGES	624	75	46
731 METAL REMOVAL WORK TOOLS	2 411	13 874	8 617	122 TOBACCO, MANUFACTURED	7 786	7 696	4 759
733 MACH-TOOLS,METAL-WORKING	2 601	8 094	5 027	232 SYNTHETIC RUBBER, ETC.	4 524	787	478
735 PARTS,NES,FOR MACH-TOOLS	6 645	5 329	3 309	248 WOOD, SIMPLY WORKED	12 765	521	309
737 METALWORKING MACHNRY NES	1 592	8 636	5 375	266 SYNTHETIC FIBRES	7 470	1 490	914
741 HEATING,COOLING EQUIP.PART	19 428	72 379	44 826	267 OTHER MAN-MADE FIBRES	1 158	675	432
742 PUMPS FOR LIQUIDS,PARTS	5 795	21 621	13 345	269 WORN CLOTHING,TEXTL.ARTL	21 802	4 583	2 842
743 PUMPS NES,CENTRIFUGS ETC	15 414	50 573	31 416	278 OTHER CRUDE MINERALS	7 438	247	153
744 MECHANICAL HANDLING EQUIP	40 904	55 445	34 546	288 NON-FERROUS WASTE,SCRAP	1 399	515	339
745 OTH.NONELEC MCH,TOOL,NES	6 996	52 025	32 420	292 CRUDE VEG.MATERIALS, NES	107	173	105
746 BALL OR ROLLER BEARINGS	1 970	7 304	4 521	291 COAL,NOT AGGLOMERATED	780	50	31
747 TAPS,COCKS,VALVES,ETC.	7 567	23 473	14 495	322 BRIQUETTES,LIGNITE,PEAT	22 728	676	418
748 TRANSMISSIONS SHAFTS ETC	3 985	14 324	8 826	334 PETROLEUM PRODUCTS	2 491	616	376
749 NON-ELECT MACH.PARTS,ETC	7 805	35 658	21 909	335 RESIDUAL PETROL. PRODUCTS	1 281	125	81
751 OFFICE MACHINES	1 169	4 556	2 812	411 ANIMAL OILS AND FATS	9 449	711	439
752 AUTOMATC.DATA PROC.EQUIP	2 356	36 204	22 420	431 ANIMAL,VEG.FATS,OILS,NES	4 085	765	475
759 PARTS,FOR OFFICE MACHINS	748	9 973	6 162	511 HYDROCARBONS,NES,DERIVTS	4 651	333	205
761 TELEVISION RECEIVERS ETC	5 298	11 202	6 869	512 ALCOHOL,PHENOL,ETC.DERIV	5 509	964	584
762 RADIO-BROADCAST RECEIVER	216	1 408	881	513 CARBOXYLIC ACIDS,DERIVTS	3 708	1 723	1 046
763 SOUND RECORDER,PHONOGRPH	755	5 694	3 558	514 NITROGEN-FUNCT.COMPOUNDS	6 628	2 188	1 344
764 TELECOMM.EQUIP.PARTS NES	1 915	37 694	23 439	515 ORGANO-INORGANIC COMPNDS	1 247	1 318	802
771 ELECT POWER MACHNRY,NES	59 640	45 758	28 122	516 OTHER ORGANIC CHEMICALS	304	544	328
772 ELEC.SWITCH.RELAY.CIRCUIT	41 136	359 095	220 876	522 INORGANIC CHEM.ELEMENTS	2 927	581	363
773 ELECTR DISTRIB. EQUIP NES	22 502	21 652	13 462	523 METAL.SALTS,INDRGAN.ACID	3 558	747	460
774 ELECTRO-MEDCL.XRAY EQUIP	515	8 719	5 351	524 OTHER CHEMICAL COMPOUNDS	363	133	84
775 DOM.ELEC.NON-ELEC.EQUIPT	40 887	50 067	30 954	531 SYNTH.COLOURS,LAKES,ETC.	465	1 120	682
776 TRANSISTORS,VALVES,ETC.	5 211	49 161	30 597	532 DYEING,TANNING MATERIALS	1 844	318	199
778 ELECTRIC.MACH.APPART.NES	24 073	71 889	44 320	533 PIGMENTS,PAINTS,ETC.	8 360	3 259	1 970
781 PASS.MOTOR VEHCLS.EX.BUS	110 188	214 452	132 636	541 MEDICINES,ETC.EXC.GRPS42	291	3 171	1 973
782 GOODS,SPCL TRANSPORT VEH	86 496	137 568	85 798	542 MEDICAMENTS	5 456	15 309	9 437
783 ROAD MOTOR VEHICLES NES	1 394	2 507	1 545	551 ESSNTL.OIL,PERFUME,FLAVR	531	1 646	1 008
784 PARTS,TRACTORS,MOTOR VEH	48 536	127 282	78 672	553 PERFUMERY,COSMETICS,ETC.	1 685	3 465	2 167
785 CYCLES,MOTORCYCLES ETC.	550	2 390	1 474	554 SOAP,CLEANERS,POLISH,ETC	8 628	1 798	1 112
786 TRAILERS,SEMI-TRAILR,ETC	14 040	11 219	6 899	562 FERTILIZER,EXCEPT GRP272	2 811	416	262
791 RAILWAY VEHICLES,EQUIPNT	851	919	564	571 POLYMERS OF ETHYLENE	3 316	331	195
792 AIRCRAFT,ASSOCTD.EQUIPNT	62	46 194	28 704	572 POLYMERS OF STYRENE	671	102	63
793 SHIP,BOAT,FLOAT.STRUCTRS	11 331	838	485	573 POLYMERS,VINYL CHLORIDE	970	132	82
812 PLUMBING,SANITRY,EQPT,ETC	1 961	2 216	1 366	574 POLYACETAL,POLYCARBONATE	876	611	376
813 LIGHTING FIXTURES ETC.NES	5 263	11 346	6 961	575 OTH.PLASTIC,PRIMARY FORM	8 573	3 512	2 182
821 FURNITURE,CUSHIONS,ETC.	20 060	18 449	11 459	581 PLASTIC TUBE,PIPE,HOSE	661	1 517	955
831 TRUNK,SUIT-CASES,BAG,ETC	296	898	557	582 PLASTIC PLATE,SHEETS,ETC	4 207	2 799	1 718
841 MENS,BOYS CLOTHING,X-KNIT	74	1 061	653	583 MONOFILAMENT OF PLASTICS	79	80	49
842 WOMEN,GIRL CLOTHING,XKNIT	393	5 623	3 521	589 INSECTICIDES, ETC.	3 562	2 677	1 655
843 MENS,BOYS CLOTHING,KNIT	21	303	186	592 STARCHES,INULIN,ETC.	8 495	1 466	903
844 WOMEN,GIRLS CLOTHING,KNIT	89	736	461	593 EXPLOSIVES,PYROTECHNICS	7	55	36
845 OTHR.TEXTILE APPAREL,NES	631	5 311	3 325	597 PREPRD ADDITIVES,LIQUIDS	1 150	427	262
846 CLOTHING ACCESSRS,FABRIC	485	2 907	1 809	598 MISC.CHEMICAL PRDCTS,NES	10 145	4 360	2 673
848 CLOTHING,NONXTXL;HEADGEAR	233	1 023	633	612 MANUFACT.LEATHER ETC.NES	4	56	33
851 FOOTWEAR	1 278	6 453	3 900	621 MATERIALS OF RUBBER	1 259	1 370	853
871 OPTICAL INSTRUMENTS,NES	121	8 043	4 992	625 RUBBER TYRES,TUBES,ETC.	5 430	967	592
872 MEDICAL INSTRUMENTS NES	1 089	18 453	11 392	629 ARTICLES OF RUBBER, NES	753	1 898	1 166
873 METERS,COUNTERS,NES	1 135	4 329	2 678	634 VENEERS, PLYWOOD, ETC.	559	118	74
874 MEASURE,CONTROL INSTRMNT	2 322	53 617	33 189	635 WOOD MANUFACTURES, NES	382	115	68
881 PHOTOGRAPH APPAR,ETC.NES	530	5 605	3 455	641 PAPER AND PAPERBOARD	75 390	7 949	4 923
882 PHOTO.CINEMATOGRPH.SUPPL	27 920	32 043	19 803	642 PAPER,PAPERBOARD,CUT ETC	10 659	6 367	3 995
884 OPTICAL GOODS NES	144	14 190	8 827	651 TEXTILE YARN	10 154	2 222	1 385
885 WATCHES AND CLOCKS	312	4 661	2 882	652 COTTON FABRICS, WOVEN	171	318	191
891 ARMS AND AMMUNITION	101	2 977	1 850	653 FABRICS,MAN-MADE FIBRES	353	739	449
892 PRINTED MATTER	6 217	10 678	6 569	654 OTH.TEXTILE FABRIC,WOVEN	34	73	43
893 ARTICLES,NES,OF PLASTICS	33 157	33 872	20 904	655 KNIT.CROCHET.FABRIC NES	38	82	50
894 BABY CARRIAGE, TOYS,GAMES	4 695	5 084	3 144	657 SPECIAL YARN,TXTL.FABRIC	5 289	3 290	2 028
895 OFFICE,STATIONERY SUPPLS	2 337	7 924	4 882	658 TEXTILE ARTICLES NES	62	99	59
896 WORKS OF ART,ANTIQUE ETC	22	526	315	659 FLOOR COVERINGS, ETC.	82	186	119
897 GOLD,SILVERWARE,JEWEL NES	36	7 126	4 399	662 CLAY,REFRCT.CONSTR.MATRL	29 511	3 034	1 763
898 MUSICAL INSTRUMENTS,ETC.	3 369	11 259	6 948	663 MINERAL MANUFACTURES,NES	2 889	1 398	855
899 MISC MANUFCTRD GOODS NES	4 397	13 946	8 596	664 GLASS	968	584	350
961 COIN NONGOLD NONCURRENT	780	666	393	665 GLASSWARE	1 046	1 594	992
971 GOLD,NONMONTY EXCL DRES		77	49	666 POTTERY	97	517	318
JORDAN				673 FLAT-ROLLED IRON ETC.	36 639	2 233	1 384
IMPORTS	19 765	14 217	8 823	674 FLAT-ROLLED PLATED IRON	46 763	4 546	2 857
054 VEGETABLES	1 739	290	165	675 FLAT-ROLLED, ALLOY STEEL	1 968	597	366
278 OTHER CRUDE MINERALS	714	93	62	676 IRON,STL.BAR,SHAPES ETC.	6 246	572	357
288 NON-FERROUS WASTE,SCRAP	2 983	617	387	677 RAILWAY TRACK IRON,STEEL	91	60	39
553 PERFUMERY,COSMETICS,ETC.	417	72	43	679 TUBES,PIPES,ETC.IRON,STL	13 977	2 280	1 406
625 RUBBER TYRES,TUBES,ETC.	601	395	247	682 COPPER	673	667	403
651 TEXTILE YARN	7 771	3 902	2 444	683 NICKEL	14	95	58
658 TEXTILE ARTICLES NES	74	111	70	684 ALUMINIUM	3 245	2 549	1 577
679 TUBES,PIPES,ETC. IRON,STL		54	31	685 LEAD	265	89	52
684 ALUMINIUM	1 198	49	30	689 MISC.NON-FERR.BASE METAL	6	73	48
699 MANUFACTS.BASE METAL,NES	1 589	1 347	858	691 METALLIC STRUCTURES NES	671	739	471
716 ROTATING ELECTRIC PLANT	236	444	258	692 CONTAINERS,STORAGE,TRNSP	1 851	1 351	847
				693 WIRE PRODUCTS EXCL.ELECT	688	167	98
				694 NAILS,SCREWS,NUTS,ETC.	5 198	809	490

7 IMPORTS AND EXPORTS (SPECIAL TRADE) BY COUNTRIES OF PRODUCTION AND CONSUMPTION AND BY GROUPS OF THE SITC-REV. III 1994

GROUP DESCRIPTION	DT = 100 KG	1 000 DM	1 000 \$	GROUP DESCRIPTION	DT = 100 KG	1 000 DM	1 000 \$
695 TOOLS	1 245	2 418	1 483	695 TOOLS	8	66	40
696 CUTLERY	23	408	257	699 MANUFACTS.BASE METAL,NES	2 462	1 922	1 243
697 HOUSEHOLD EQUIPMENT,NES	450	469	277	713 INTRNL COMBUS PSTN ENGIN	254	1 297	837
699 MANUFACTS.BASE METAL,NES	3 774	2 789	1 715	714 ENGINES,MOTORS NON-ELECT	21	134	82
700 CPL IND PLANT (84/85/87)	10 122	27 709	17 756	716 ROTATING ELECTRIC PLANT	69	347	216
711 STEAM GENER. BOILERS, ETC.	287	506	312	718 OTH. POWR. GENRTNG. MACHNRY	6	534	317
712 STEAM TURBINES	19	334	204	726 PRINTNG, BOOKBINDNG MACHS	165	56	34
713 INTRNL COMBUS PSTN ENGIN	3 267	5 722	3 542	728 OTH. MACH. PTS, SPCL INDUST	107	121	72
714 ENGINES,MOTORS NON-ELECT	55	7 758	5 108	733 MACH-TOOLS,METAL-WORKING	12	80	48
716 ROTATING ELECTRIC PLANT	1 500	2 814	1 737	737 METALWORKING MACHNRY NES	8	67	43
718 OTH. POWR. GENRTNG. MACHNRY	34	246	152	742 PUMPS FOR LIQUIDS,PARTS	42	173	106
721 AGRIC. MACHINES, EX. TRACTR	399	795	475	743 PUMPS NES,CENTRIFUGS ETC	9	280	170
722 TRACTORS	851	191	117	745 OTH. NONELEC MCH, TOOL, NES	16	84	49
723 CIVIL ENGINEERING EQUIPT	9 054	3 826	2 351	747 TAPS, COCKS, VALVES, ETC.	6	58	35
724 TEXTILE, LEATHER MACHINES	2 355	6 440	3 929	748 TRANSMISSIONS SHAFTS ETC	73	445	274
725 PAPER, PULP MILL MACHINES	854	4 026	2 470	752 AUTOMATC. DATA PROC. EQUIP	1	103	65
726 PRINTNG, BOOKBINDNG MACHS	1 184	6 589	3 968	759 PARTS, FOR OFFICE MACHINS	2	121	75
727 FOOD-PROCESS. MCH. NON DOM	239	838	517	764 TELECOMM. EQUIP. PARTS NES	11	226	139
728 OTH. MACH. PTS, SPCL INDUST	5 440	12 869	7 855	771 ELECT POWER MACHNY. PARTS	4	433	266
731 METAL REMOVAL WORK TOOLS	2 720	656	400	772 ELEC. SWITCH, RELAY, CIRCUIT	18	388	239
733 MACH-TOOLS, METAL-WORKING	3 237	1 466	879	774 ELECTRO-MEDCL, XRAY EQUIP	2	57	35
735 PARTS, NES, FOR MACH-TOOLS	4 240	931	568	778 ELECTRIC. MACH. APPART. NES	9	96	55
737 METALWORKING MACHNRY NES	429	256	164	781 PASS. MOTOR VEHCLS. EX. BUS	58	122	75
741 HEATING, COOLNG EQUIP. PART	1 524	6 926	4 362	784 PARTS, TRACTORS, MOTOR VEH	107	163	99
742 PUMPS FOR LIQUIDS, PARTS	1 221	4 281	2 665	792 AIRCRAFT, ASSOCTD. EQUIPNT	1	313	183
743 PUMPS NES, CENTRIFUGS ETC	1 243	4 879	2 960	871 OPTICAL INSTRUMENTS, NES		58	36
744 MECHANICAL HANDLING EQUIP	6 881	7 648	4 812	872 MEDICAL INSTRUMENTS NES	15	382	245
745 OTH. NONELEC MCH, TOOL, NES	5 294	14 004	8 574	874 MEASURE, CONTROL INSTRMNT	12	1 665	1 004
746 BALL OR ROLLER BEARINGS	1 475	628	396	881 PHOTOGRAPH APPAR. ETC. NES	3	250	158
747 TAPS, COCKS, VALVES, ETC.	2 808	6 120	3 794	892 PRINTED MATTER	270	203	125
748 TRANSMISSIONS SHAFTS ETC	1 823	6 141	3 798				
749 NON-ELECT MACH. PARTS, ETC	762	3 389	2 090	EXPORTS	23 024 698	4 147 939	2 558 503
751 OFFICE MACHINES	587	1 273	802	001 LIVE ANIMALS	49 478	11 367	6 961
752 AUTOMATC. DATA PROC. EQUIP	102	1 632	1 026	011 BOVINE MEAT	15 877	5 109	3 113
759 PARTS, FOR OFFICE MACHINS	214	508	312	017 MEAT, OFFL, PRPD, PRSVD, NES	735	502	305
761 TELEVISION RECEIVERS ETC	95	260	160	022 MILK AND CREAM	194 422	39 511	24 176
762 RADIO-BROADCAST RECEIVER	12	105	64	023 BUTTER, OTHER FAT OF MILK	1 309	477	293
763 SOUND RECORDER, PHONOGRPH	7	100	59	024 CHEESE AND CURD	25 488	10 537	6 556
764 TELECOMM. EQUIP. PARTS NES	489	3 515	2 236	025 EGGS, BIRDS, YOLKS, ALBUMIN	1 418	613	372
771 ELECT POWER MACHNY. PARTS	526	480	298	034 FISH, FRESH, CHILLED, FROZN	973	107	61
772 ELEC. SWITCH, RELAY, CIRCUIT	840	3 471	2 138	037 FISH ETC. PREPD, PRSVD, NES	4	140	91
773 ELECTR DISTRIB. EQPT NES	624	1 168	743	041 WHEAT, MESLIN, UNMILLED	154 017	2 261	1 388
774 ELECTRO-MEDCL, XRAY EQUIP	287	7 615	4 657	043 BARLEY, UNMILLED	17 305 445	232 827	144 837
775 DOM. ELEC, NON-ELEC. EQUIPT	586	1 025	635	045 OTHER CEREALS, UNMILLED	9 791	108	71
776 TRANSISTORS, VALVES, ETC.	23	238	143	048 CEREAL PREPARATIONS	31 642	18 156	11 301
778 ELECTRIC. MACH. APPART. NES	8 456	6 017	3 675	054 VEGETABLES	2 304	216	131
781 PASS. MOTOR VEHCLS. EX. BUS	23 292	49 443	30 249	056 VEGETABLES, PRPD, PRSVD, NES	1 203	612	383
782 GOODS, SPCL TRANSPORT VEH	51 245	10 848	6 652	057 FRUIT, NUTS EXCL. OIL NUTS	49	59	34
783 ROAD MOTOR VEHICLES NES	24 553	4 961	3 043	058 FRUIT, PRESERVED, PREPARED	1 703	397	247
784 PARTS, TRACTORS, MOTOR VEH	15 362	17 612	10 835	059 FRUIT, VEGETABLE JUICES	1 321	353	222
786 TRAILERS, SEMI-TRAILR, ETC	21 909	6 220	3 771	061 SUGARS, MOLASSES, HONEY	339 213	26 389	16 154
791 RAILWAY VEHICLES, EQUIPNT	22	97	62	062 SUGAR CONFECTIONERY	3 912	2 326	1 426
792 AIRCRAFT, ASSOCTD. EQUIPNT	4	1 805	1 120	071 COFFEE, COFFEE SUBSTITUTE	2 423	2 223	1 387
812 PLUMBNG, SANITRY, EQPT, ETC	550	337	209	072 COCOA	1 078	495	303
813 LIGHTNG FIXTURES ETC. NES	178	670	426	073 CHOCOLATE, OTH. COCOA PREP	1 828	1 345	830
821 FURNITURE, CUSHIONS, ETC.	1 111	1 153	724	075 SPICES	67	135	88
831 TRUNK, SUIT-CASES, BAG, ETC	5	53	32	081 ANIMAL FEED STUFF	9 566	3 716	2 292
841 MENS, BOYS CLOTHING, X-KNIT	18	410	255	091 MARGARINE AND SHORTENING	13 642	1 759	1 086
842 WOMEN, GIRL CLOTHING, X-KNIT	95	2 015	1 230	098 EDIBLE PROD. PREPRNTS, NES	15 072	10 250	6 195
844 WOMEN, GIRLS CLOTHING, KNIT	6	117	67	111 NON-ALCOHOL. BEVERAGE, NES	7 270	2 085	1 320
845 OTH. TEXTILE APPAREL, NES	31	568	347	112 ALCOHOLIC BEVERAGES	3 705	493	298
846 CLOTHING ACCESSRS, FABRIC	17	128	78	122 TOBACCO, MANUFACTURED	162	623	386
848 CLOTHING, NONTXLT; HEADGEAR	157	115	73	231 NATURAL RUBBER, ETC.	323	172	106
851 FOOTWEAR	46	473	287	232 SYNTHETIC RUBBER, ETC.	7 951	1 223	758
871 OPTICAL INSTRUMENTS, NES	6	6 627	4 094	248 WOOD, SIMPLY WORKED	211 618	9 622	5 819
872 MEDICAL INSTRUMENTS NES	511	562	333	266 SYNTHETIC FIBRES	12 096	2 705	1 629
873 METERS, COUNTERS, NES	117	562	333	269 WORN CLOTHING, TEXTL. ARTL	7 990	1 033	647
874 MEASURE, CONTROL INSTRMNT	368	11 051	6 806	272 FERTILIZERS, CRUDE	3 418	208	130
881 PHOTOGRAPH APPAR. ETC. NES	35	234	139	273 STONE, SAND AND GRAVEL	29 861	580	360
882 PHOTO. CINEMATOGRPH. SUPPL	1 732	2 412	1 494	278 OTHER CRUDE MINERALS	132 287	3 141	1 911
884 OPTICAL GOODS NES		192	116	288 NON-FERROUS WASTE, SCRAP	392	391	249
885 WATCHES AND CLOCKS	11	75	46	292 CRUDE VEG. MATERIALS, NES	658	282	174
891 ARMS AND AMMUNITION	21	279	170	322 BRIQUETTES, LIGNITE, PEAT	99 358	2 730	1 691
892 PRINTED MATTER	1 014	1 702	1 035	334 PETROLEUM PRODUCTS	7 391	2 322	1 456
893 ARTICLES, NES, OF PLASTICS	1 701	1 678	1 032	335 RESIDUAL PETROL. PRODUCTS	1 898	395	248
894 BABY CARRIAGE, TOYS, GAMES	255	128	78	422 FIXED VEG. FAT, OILS, OTHER	309	57	36
895 OFFICE, STATIONERY SUPPLS	469	921	570	431 ANIMAL, VEG. FATS, OILS, NES	46 280	7 811	4 860
897 GOLD, SILVERWARE, JEWEL NES	5	264	158	511 HYDROCARBONS, NES, DERIVTS	33 145	6 122	3 815
898 MUSICAL INSTRUMENTS, ETC.	9	132	80	512 ALCOHOL, PHENOL, ETC. DERIV	21 081	4 345	2 700
899 MISC MANUFCTRD GOODS NES	419	662	409	513 CARBOXYLIC ACIDS, DERIVTS	15 999	3 875	2 386
				514 NITROGEN-FUNCT. COMPOUNDS	43 659	15 223	9 380
				515 ORGANIC-INORGANIC COMPNDS	10 825	3 993	2 439
				516 OTHER ORGANIC CHEMICALS	14 831	7 317	4 516
				522 INORGANIC CHEM. ELEMENTS	16 723	9 086	5 678
				523 METAL. SALTS, INDRGAN. ACID	61 584	6 858	4 194
				524 OTHER CHEMICAL COMPOUNDS	100	426	263
				525 RADIO-ACTIVE MATERIALS	23	58	37
				531 SYNTH. COLOURS, LAKES, ETC.	1 905	5 945	3 672
				532 DYEING, TANNING MATERIALS	16 793	2 357	1 443
				533 PIGMENTS, PAINTS, ETC.	44 296	19 352	11 867
				541 MEDICINES, ETC. EXC. GRP542	1 851	28 143	17 359
				542 MEDICAMENTS	21 199	111 916	68 872
				551 ESSNTL. OIL, PERFUME, FLAVR	7 161	18 322	11 251
				553 PERFUMERY, COSMETICS, ETC.	38 745	44 958	27 808
				554 SOAP, CLEANERS, POLISH, ETC	48 295	11 978	7 359
				562 FERTILIZER, EXCEPT GRP272	11 744	1 349	842
				571 POLYMERS OF ETHYLENE	5 404	1 192	725
				572 POLYMERS OF STYRENE	4 102	962	609
				573 POLYMERS, VINYL CHLORIDE	3 993	1 396	862
				574 POLYACETAL, POLYCARBONATE	35 503	10 623	6 578
				575 OTH. PLASTIC, PRIMARY FORM	93 069	23 931	14 713
				581 PLASTIC TUBE, PIPE, HOSE	4 908	7 661	4 725
				582 PLASTIC PLATE, SHEETS, ETC	83 489	42 135	25 850
				583 MONOFILAMENT OF PLASTICS	1 436	1 254	770
				591 INSECTICIDES, ETC.	22 406	27 039	17 005
				592 STARCHES, INULIN, ETC.	22 161	7 153	4 458
				597 PREPRO ADDITIVES, LIQUIDS	12 063	3 623	2 262
SAUDI ARABIA							
IMPORTS	76 612 104	1 541 482	949 388				
034 FISH, FRESH, CHILLED, FROZN	104	140	87				
054 VEGETABLES	362	171	96				
062 SUGAR CONFECTIONERY	867	486	309				
288 NON-FERROUS WASTE, SCRAP	30 254	8 857	5 623				
289 PREC. METAL ORES, CONCRTS	771	18 574	11 272				
291 CRUDE ANIMAL MATERLS, NES	216	1 038	643				
333 PETROLEUM OILS, CRUDE	70 827 026	1 278 626	788 214				
334 PETROLEUM PRODUCTS	4 173 575	98 083	58 929				
511 HYDROCARBONS, NES, DERIVTS	52 281	3 215	1 939				
512 ALCOHOL, PHENOL, ETC. DERIV	624 905	30 088	18 888				
513 CARBOXYLIC ACIDS, DERIVTS	260	62	40				
515 ORGANIC-INORGANIC COMPNDS	16 519	2 575	1 588				
516 OTHER ORGANIC CHEMICALS	431 794	17 482	10 868				
533 PIGMENTS, PAINTS, ETC.	531	586	305				
571 POLYMERS OF ETHYLENE	317 863	33 827	20 905				
572 POLYMERS OF STYRENE	5 880	999	644				
573 POLYMERS, VINYL CHLORIDE	3 793	470	289				
581 PLASTIC TUBE, PIPE, HOSE	2 161	1 055	631				
582 PLASTIC PLATE, SHEETS, ETC	113 531	13 027	8 111				
629 ARTICLES OF RUBBER, NES	27	49	33				
656 TULLE, LACE, EMBROIDRY, ETC	1	52	30				
663 MINERAL MANUFACTURES, NES	129	59	38				
679 TUBES, PIPES, ETC. IRON, STL	301	51	33				

7 IMPORTS AND EXPORTS (SPECIAL TRADE) BY COUNTRIES OF PRODUCTION AND CONSUMPTION AND BY GROUPS OF THE SITC-REV. III 1994

GROUP DESCRIPTION	DT = 100 KG	1 000 DM	1 000 \$	GROUP DESCRIPTION	DT = 100 KG	1 000 DM	1 000 \$
598 MISC.CHEMICAL PRODS.NES	117 810	52 549	32 301	841 MENS,BOYS CLOTHING,X-KNIT	336	5 270	3 253
600 CPL IND PLANT CHAP 69-76	71 630	83 057	51 066	842 WOMEN,GIRL CLOTHING,XKNIT	766	14 581	8 805
612 MANUFACT.LEATHER ETC.NES	18	167	99	843 MENS,BOYS CLOTHING,KNIT	25	343	209
621 MATERIALS OF RUBBER	2 642	3 809	2 344	844 WOMEN,GIRLS CLOTHING,KNIT	287	2 858	1 738
625 RUBBER TYRES,TUBES,ETC.	15 392	10 097	6 165	845 OTHR.TEXTILE APPAREL,NES	469	5 333	3 244
629 ARTICLES OF RUBBER, NES	4 130	9 077	5 599	846 CLOTHING ACCESSRS,FABRIC	131	1 335	806
633 CRK MANUFACTURES	14	63	38	848 CLOTHING,NONTXTL;HEADGEAR	164	696	431
634 VENEERS, PLYWOOD, ETC.	22 446	1 889	1 175	851 FOOTWEAR	1 243	5 995	3 652
635 WOOD MANUFACTURES, NES	5 818	1 534	938	871 OPTICAL INSTRUMENTS,NES	130	4 604	2 802
641 PAPER AND PAPERBOARD	254 894	39 391	24 226	872 MEDICAL INSTRUMENTS NES	2 823	44 196	27 380
642 PAPER,PAPERBOARD,CUT ETC	37 144	11 474	7 071	873 METERS,COUNTERS,NES	1 431	2 242	1 386
651 TEXTILE YARN	26 744	10 342	6 404	874 MEASURE,CONTROL INSTRMNT	2 645	50 937	31 532
652 COTTON FABRICS, WOVEN	550	1 466	911	881 PHOTOGRAPH APPAR.ETC.NES	269	2 515	1 517
653 FABRICS,MAN-MADE FIBRES	2 102	6 478	3 980	882 PHOTO.CINEMATOGRPH.SUPPL	10 884	13 511	8 320
654 OTH.TEXTILE FABRIC,WOVEN	284	793	484	883 CINE.FILM EXPOSD.DEVELPD	100	71	45
655 KNIT.CROCHET,FABRIC NES	191	448	276	884 OPTICAL GOODS NES	48	5 667	3 507
656 TULLE,LACE,EMBROIDRY,ETC	427	1 221	727	885 WATCHES AND CLOCKS	165	2 712	1 651
657 SPECIAL YARN,TXTL.FABRIC	14 372	9 165	5 703	891 ARMS AND AMMUNITION	2 950	7 436	4 604
658 TEXTILE ARTICLES NES	1 223	2 123	1 302	892 PRINTED MATTER	2 525	11 265	6 943
659 FLOOR COVERINGS, ETC.	2 461	1 830	1 137	893 ARTICLES,NES,OF PLASTICS	19 894	22 996	14 113
661 LIME,CEMENT,CONSTR.MATRL	2 298	394	243	894 BABY CARRIAGE, TOYS,GAMES	2 426	2 678	1 643
662 CLAY,REFRCT.CONSTR.MATRL	217 476	26 367	16 103	895 OFFICE,STATIONERY SUPPLS	3 312	11 434	7 048
663 MINERAL MANUFACTURES,NES	30 099	12 766	7 792	897 GOLD,SILVERWARE, JEWL NES	2 61	4 964	3 049
664 GLASS	26 576	3 981	2 413	898 MUSICAL INSTRUMENTS,ETC.	2 308	7 909	4 914
665 GLASSWARE	5 566	4 969	3 045	899 MISC MANUFCTRD GOODS NES	6 978	18 236	11 404
666 POTTERY	1 219	3 239	1 986	941 COMPL IND PLANT CHAPT 99	8 405	7 370	4 575
667 PEARLS,PRECIOUS STONES	.	.	.	971 GOLD,NONMONTY EXCL ORES	1 949	1 226	1 226
671 PIG IRON,SPIEGELEISN,ETC	456	115	73				
672 INGOTS ETC.IRON OR STEEL	5 373	793	493	KUWAIT			
673 FLAT-ROLLED IRON ETC.	747 730	46 957	28 321				
674 FLAT-ROLLED PLATED IRON	349 482	32 145	19 445	IMPORTS	13 163 668	275 258	171 240
675 FLAT-ROLLED, ALLOY STEEL	6 157	1 743	1 089				
676 IRON,STL.BAR,SHAPES ETC.	96 349	6 968	4 302	289 PREC.METAL ORES,CONCRTS		67	42
677 RAILWAY TRACK IRON,STEEL	1 265	239	150	291 CRUDE ANIMAL MATERLS,NES	647	1 421	875
678 WIRE OF IRON OR STEEL	1 474	390	247	333 PETROLEUM OILS, CRUDE	10 993 507	202 340	126 091
679 TUBES,PIPES,ETC. IRON,STL	74 849	15 317	9 418	334 PETROLEUM PRODUCTS	2 162 963	55 276	34 137
681 SILVER,PLATINUM,ETC.	38	621	386	625 RUBBER TYRES,TUBES,ETC.	952	1 152	739
682 COPPER	100 754	55 234	34 414	664 GLASS	1 607	815	498
683 NICKEL	36	321	202	716 ROTATING ELECTRIC PLANT	17	59	35
684 ALUMINIUM	106 048	42 308	25 874	728 OTH.MACH,PTS,SPCL INDUST	185	346	227
685 LEAD	859	238	147	744 MECHANICAL HANDLNG EQUIP		86	51
686 ZINC	1 543	450	284	764 TELECOMM.EQUIP.PARTS NES	1	3 091	1 942
689 MISC.NON-FERR.BASE METAL	12	124	77	772 ELEC SWITCH,RELAY,CIRCUIT	4	93	58
691 METALLIC STRUCTURES NES	34 209	16 162	9 923	778 ELECTRIC.MACH.APPART.NES	2	185	111
692 CONTAINERS,STORAGE,TRNSP	3 177	2 130	1 331	792 AIRCRAFT, ASSOCTD.EQUIPNT		1 092	673
693 WIRE PRODUCTS EXCL.ELECT	4 909	2 756	1 700	874 MEASURE,CONTROL INSTRMNT	4	1 148	707
694 NAILS,SCREWS,NUTS,ETC.	6 247	7 517	4 621	898 MUSICAL INSTRUMENTS,ETC.	15	101	64
695 TOOLS	8 581	24 056	14 837				
696 CUTLERY	1 412	7 323	4 500	EXPORTS	1 363 146	813 498	501 505
697 HOUSEHOLD EQUIPMENT,NES	3 764	9 432	5 788	001 LIVE ANIMALS	8 246	3 125	1 929
699 MANUFACTS.BASE METAL,NES	29 892	31 295	19 322	011 BOVINE MEAT	4 352	1 964	1 200
700 CPL IND PLANT (84/85/87)	87 690	333 870	210 183	017 MEAT,OFFL.PRPD,PRSD,NES	700	470	290
711 STEAM GENER. BOILERS,ETC.	1 057	1 518	930	022 MILK AND CREAM	22 207	3 888	2 385
712 STEAM TURBINES	174	9 430	5 983	023 BUTTER,OTHER FAT OF MILK	1 056	443	265
713 INTRNL COMBUS PSTN ENGIN	12 677	63 956	39 715	024 CHEESE AND CURD	8 870	4 076	2 531
714 ENGINES,MOTORS NON-ELECT	196	11 044	6 669	025 EGGS,BTRS,YOLKS,ALBUMIN	2 300	1 382	867
716 ROTATING ELECTRIC PLANT	14 338	45 374	28 026	048 CEREAL PREPARATIONS	10 439	8 420	5 212
718 OTH.PWR.GENRTNG.MACHNRY	732	3 419	2 101	056 VEGETABLES,PRPD,PRSD,NES	120	57	33
721 AGRIC.MACHINES,EX.TRACTR	9 205	8 976	5 630	058 FRUIT,PRESERVED,PREPARED	169	110	70
722 TRACTORS	2 289	2 374	1 449	061 SUGARS,MOGLASSES,HONEY	581 755	31 431	19 393
723 CIVIL ENGINEERING EQUIPT	16 535	19 010	11 600	062 SUGAR CONFECTIONERY	1 621	1 075	671
724 TEXTILE,LEATHER MACHINES	9 965	16 992	10 181	071 COFFEE,COFFEE SUBSTITUTE	185	226	140
725 PAPER,PULP MILL MACHINES	12 599	53 365	33 472	073 CHOCOLATE,OTH.COCOA PREP	1 139	868	527
726 PRINTNG,BOOKBINDNG MACHS	8 219	35 835	21 817	075 SPICES	118	111	68
727 FOOD-PROCESS.MCH.NON DOM	2 583	9 152	5 474	081 ANIMAL FEED STUFF	435	76	47
728 OTH.MACH,PTS,SPCL INDUST	31 115	98 433	60 497	091 MARGARINE AND SHORTENING	1 846	366	224
731 METAL REMOVAL WORK TOOLS	3 133	5 950	3 714	098 EDIBLE PRPD.PREPRTNS,NES	6 185	5 407	3 324
733 MACH-TOOLS,METAL-WORKING	9 413	17 181	10 754	111 NON-ALCOHOL BEVERAGE NES	1 305	326	200
735 PARTS,NES,FOR MACH-TOOLS	1 137	4 680	2 858	112 TOBACCO, MANUFACTURED	419	1 078	658
737 METALWORKING MACHNRY NES	1 223	4 141	2 532	122 SYNTHETIC RUBBER, ETC.	3 198	630	393
741 HEATNG,COOLNG EQUIP,PART	15 474	43 549	26 935	232 FUEL WOOD, WOOD CHARCOAL	227	139	86
742 PUMPS FOR LIQUIDS,PARTS	11 169	39 563	24 373	245 CRUDE VEG.MATERIALS, NES	53	65	42
743 PUMPS NES,CENTRIFUGS ETC	12 661	43 384	26 799	292 BRIQUETTES,LIGNITE,PEAT	30 615	990	620
744 MECHANICAL HANDLING EQUIP	33 914	50 257	30 902	334 PETROLEUM PRODUCTS	8 603	2 359	1 480
745 OTH.NONELEC MCH,TOOL,NES	13 956	62 703	37 874	422 FIXED VEG.FAT,OILS,OTHER	127	117	69
746 BALL OR ROLLER BEARINGS	1 402	5 163	3 186	511 HYDROCARBONS,NES,DERIVTS	6 523	1 386	843
747 TAPS,COCKS,VALVES,ETC.	35 425	100 851	62 106	512 ALCOHOL,PHENOL,ETC.DERIV	558	212	126
748 TRANSMISSIONS SHAFTS ETC	6 276	21 395	13 256	513 CARBOXYLIC ACIDS,DERIVTS	701	281	171
749 NON-ELECT MACH.PARTS,ETC	10 001	26 963	16 455	514 NITROGEN-FUNCT.COMPOUNDS	8 024	2 550	1 560
751 OFFICE MACHINES	1 272	3 964	2 403	515 ORGANO-INORGANIC COMPNDNS	327	199	123
752 AUTOMATC.DATA PROC.EQUIP	798	12 907	7 921	516 OTHER ORGANIC CHEMICALS	1 846	768	466
759 PARTS,FOR OFFICE MACHINS	90	1 958	1 202	518 INORGANIC CHEM.ELEMENTS	1 562	456	282
761 TELEVISION RECEIVERS ETC	60	495	299	523 METAL.SALTS,INORGAN.ACID	7 183	878	545
762 RADIO-BROADCAST RECEIVER	38	925	570	524 OTHER CHEMICAL COMPOUNDS	256	97	58
763 SOUND RECORDER,PHONOGRPH	30	3 018	1 822	531 SYNTH.COLOURS,LAKES,ETC.	169	397	246
764 TELECOMM.EQUIP.PARTS NES	6 768	88 768	55 200	533 PIGMENTS, PAINTS, ETC.	8 083	3 345	2 053
771 ELECT PWR MACHNY.PARTS	15 679	23 400	14 397	541 MEDICINES,ETC.EXC.GRP542	183	4 788	2 903
772 ELEC SWITCH,RELAY,CIRCUIT	15 845	119 895	74 252	542 MEDICAMENTS	7 082	14 998	9 245
773 ELECTR DISTRIB.EQPT NES	6 292	8 453	5 257	551 ESSNTL OIL,PERFUME,FLAVR	36	149	93
774 ELECTRO-MEDCL,XRAY EQUIP	776	18 580	11 291	553 PERFUMERY,COSMETICS,ETC.	11 162	16 121	9 932
775 DOM.ELEC,NON-ELEC.EQUIPT	10 200	25 896	16 024	554 SOAP,CLEANERS,POLISH,ETC	3 358	1 432	884
776 TRANSISTORS,VALVES,ETC.	3	1 053	637	571 POLYMERS OF ETHYLENE	2 148	255	160
778 ELECTRIC.MACH.APPART.NES	25 856	44 390	27 233	572 POLYMERS OF STYRENE	2 418	304	179
781 PASS.MOTOR VEHCLS.EX.BUS	69 238	272 995	168 722	573 POLYMERS,VINYL CHLORIDE	9 599	573	347
782 GOODS,SPCL TRANSPORT VEH	174 017	113 401	69 182	574 POLYACETAL,POLYCARBONATE	17 690	3 584	2 206
783 ROAD MOTOR VEHICLES NES	194 711	264 708	161 982	575 OTH.PLASTIC,PRIMARY FORM	34 919	6 893	4 325
784 PARTS,TRACTORS,MOTOR VEH	76 746	144 802	88 906	581 PLASTIC TUBE,PIPE,HOSE	2 707	3 349	2 058
785 CYCLES,MOTORCYCLES ETC.	107	283	171	582 PLASTIC PLATE,SHEETS,ETC	4 916	4 159	2 560
786 TRAILERS,SEMI-TRAILR,ETC	51 459	32 700	19 642	583 MONOFILAMENT OF PLASTICS	127	121	73
791 RAILWAY VEHICLES.EQUIPNT	658	1 880	1 186	591 INSECTICIDES, ETC.	212	155	95
792 AIRCRAFT,ASSOCTD.EQUIPNT	11	2 666	1 658	592 STARCHES,INULIN,ETC.	2 754	1 455	901
793 SHIP,BOAT,FLOAT,STRUCTRS	441	2 795	1 609	597 PREPRD ADDITIVES,LIQUIDS	3 249	1 107	648
800 CPL IND PLANT CHAP 90/94	236	4 824	2 982	598 MISC.CHEMICAL PRODS.NES	32 234	10 653	6 464
811 PREFABRICATED BUILDINGS	161	258	169	611 LEATHER	29	158	104
812 PLUMBNG,SANITRY,EQPT.ETC	4 465	3 346	2 054	621 MATERIALS OF RUBBER	550	694	429
813 LIGHTNING FIXTURES ETC.NES	5 613	21 362	13 270	625 RUBBER TYRES,TUBES,ETC.	2 302	1 831	1 125
821 FURNITURE,CUSHIONS,ETC.	21 295	14 011	8 577	629 ARTICLES OF RUBBER, NES	516	1 659	1 020
831 TRUNK,SUIT-CASES,BAG,ETC	161	1 931	1 182				

7 IMPORTS AND EXPORTS (SPECIAL TRADE) BY COUNTRIES OF PRODUCTION AND CONSUMPTION AND BY GROUPS OF THE SITC-REV. III 1994

GROUP DESCRIPTION	DT = 100 KG	1 000 DM	1 000 \$	GROUP DESCRIPTION	DT = 100 KG	1 000 DM	1 000 \$
634 VENEERS, PLYWOOD, ETC.	1 183	283	175	893 ARTICLES, NES, OF PLASTICS	3 733	5 176	3 197
635 WOOD MANUFACTURES, NES	2 772	1 094	665	894 BABY CARRIAGE, TOYS, GAMES	984	2 057	1 274
641 PAPER AND PAPERBOARD	130 560	16 886	10 519	895 OFFICE, STATIONERY SUPPLS	531	1 894	1 158
642 PAPER, PAPERBOARD, CUT ETC	11 592	4 578	2 861	896 WORKS OF ART, ANTIQUE ETC	14	89	57
651 TEXTILE YARN	12	69	42	897 GOLD, SILVERWARE, JEWEL NES	3	718	447
652 COTTON FABRICS, WOVEN	132	584	364	898 MUSICAL INSTRUMENTS, ETC.	45	884	543
653 FABRICS, MAN-MADE FIBRES	1 339	5 245	3 163	899 MISC MANUFCTRD GOODS NES	745	2 134	1 326
654 OTH. TEXTILE FABRIC, WOVEN	80	471	286	971 GOLD, NONMONTRY EXCL ORES	12	21 891	13 416
655 KNIT, CROCHET, FABRIC NES	55	189	122				
656 TULLE, LACE, EMBROIDRY, ETC	11	58	36	BAHRAIN			
657 SPECIAL YARN, TXTL. FABRIC	1 215	1 302	789				
658 TEXTILE ARTICLES NES	144	465	288	IMPORTS	389 391	43 607	26 739
659 FLOOR COVERINGS, ETC.	95	181	112				
662 CLAY, REFRCT. CONSTR. MATRL	28 019	3 661	2 232	288 NON-FERROUS WASTE, SCRAP	181	58	37
663 MINERAL MANUFACTURES, NES	6 177	2 087	1 292	334 PETROLEUM PRODUCTS	294 471	6 871	3 960
664 GLASS	3 103	1 089	673	682 COPPER	505	126	74
665 GLASSWARE	760	1 249	772	684 ALUMINIUM	80 712	22 011	13 619
666 POTTERY	315	787	488	714 ENGINES, MOTORS NON-ELECT	7	1 706	1 079
673 FLAT-ROLLED IRON ETC.	30 765	2 024	1 239	741 HEATING, COOLING EQUIP, PART	4	67	41
674 FLAT-ROLLED PLATED IRON	11 410	855	548	743 PUMPS NES, CENTRIFUGS ETC	3	53	32
676 IRON, STL, BAR, SHAPES ETC	7 086	680	422	762 RADIO-BROADCAST RECEIVER	24	70	41
679 TUBES, PIPES, ETC. IRON, STL	23 574	5 467	3 425	784 PARTS, TRACTORS, MOTOR VEH	11 932	4 594	2 887
681 SILVER, PLATINUM, ETC.	4	265	156	792 AIRCRAFT, ASSOCTD. EQUIPNT	2	242	156
682 COPPER	572	1 128	694	841 MENS, BOYS CLOTHING, X-KNIT	29	67	42
683 NICKEL	27	104	65	843 MENS, BOYS CLOTHING, KNIT	45	97	60
684 ALUMINIUM	4 177	2 822	1 715	848 CLOTHING, NONTXTL; HEADGEAR	11	94	58
686 ZINC	4	55	33	871 OPTICAL INSTRUMENTS, NES	2	90	57
689 MISC. NON-FERR. BASE METAL	7	50	30	874 MEASURE, CONTROL INSTRMNT	2	411	242
691 METALLIC STRUCTURES NES	11 367	7 847	4 754	885 WATCHES AND CLOCKS		119	75
692 CONTAINERS, STORAGE, TRNSP	1 030	994	610	892 PRINTED MATTER	143	209	126
693 WIRE PRODUCTS EXCL. ELECT	469	490	296	897 GOLD, SILVERWARE, JEWEL NES		115	70
694 NAILS, SCREWS, NUTS, ETC.	669	843	517	899 MISC MANUFCTRD GOODS NES	35	50	30
695 TOOLS	1 589	4 356	2 696				
696 CUTLERY	158	999	618	EXPORTS	667 674	224 615	138 959
697 HOUSEHOLD EQUIPMENT, NES	766	1 715	1 054				
699 MANUFACTS. BASE METAL, NES	6 415	6 031	3 729	001 LIVE ANIMALS	25	53	33
700 CPL IND PLANT (84/85/87)	83	805	473	011 BOVINE MEAT	229	108	71
711 STEAM GENER. BOILERS, ETC.	306	818	507	012 OTHER MEAT, MEAT OFFAL	2 185	332	206
712 STEAM TURBINES	36	2 861	1 774	017 MEAT, OFFL, PRPD, PRSVD, NES	384	332	204
713 INTRNL COMBUS PSTN ENGIN	783	4 668	2 879	022 MILK AND CREAM	5 654	798	485
714 ENGINES, MOTORS NON-ELECT	2	164	103	023 BUTTER, OTHER FAT OF MILK	658	167	102
716 ROTATING ELECTRIC PLANT	546	1 915	1 191	024 CHEESE AND CURD	3 279	1 648	1 019
718 OTH. POWR. GENERTING. MACHNRY	80	321	201	025 EGGS, BIRDS, YOLKS, ALBUMIN	1 424	879	554
721 AGRIC. MACHINES, EX. TRACTR	160	462	283	048 CEREAL PREPARATIONS	2 915	2 154	1 349
722 TRACTORS	19	61	40	056 VEGETABLES, PRPD, PRSVD, NES	134	75	47
723 CIVIL ENGINEERING EQUIPT	4 867	7 439	4 558	061 SUGARS, MOLASSES, HONEY	145 469	7 638	4 767
724 TEXTILE, LEATHER MACHINES	25	293	172	062 SUGAR CONFECTIONERY	308	215	137
725 PAPER, PULP MILL MACHINES	581	3 040	1 837	071 COFFEE, COFFEE SUBSTITUTE	62	88	53
726 PRINTNG, BOOKBINDNG MACHS	1 942	9 242	5 862	073 CHOCOLATE, OTH. COCOA PREP	173	158	95
727 FOOD-PROCESS. MCH. NON DOM	78	644	394	091 MARGARINE AND SHORTENING	1 258	289	178
728 OTH. MACH. PTS, SPCL INDUST	8 409	12 622	7 734	098 EDIBLE PROD. PREPRNTS, NES	683	327	206
731 METAL REMOVAL WORK TOOLS	141	686	439	111 NON-ALCOHOL. BEVERAGE, NES	1 389	269	162
733 MACH-TOOLS, METAL-WORKING	1 414	2 499	1 535	112 ALCOHOLIC BEVERAGES	1 764	344	217
735 PARTS, NES, FOR MACH-TOOLS	119	484	305	122 TOBACCO, MANUFACTURED	315	537	332
737 METALWORKING MACHNRY NES	273	950	602	232 SYNTHETIC RUBBER, ETC.	728	102	65
741 HEATING, COOLING EQUIP, PART	1 684	5 979	3 684	248 WOOD, SIMPLY WORKED	9 372	453	272
742 PUMPS FOR LIQUIDS, PARTS	1 878	8 801	5 402	322 BRIQUETTES, LIGNITE, PEAT	6 561	162	100
743 PUMPS NES, CENTRIFUGS ETC	1 424	6 014	3 884	334 PETROLEUM PRODUCTS	850	232	145
744 MECHANICAL HANDLING EQUIP	4 153	7 840	4 718	335 RESIDUAL PETROL. PRODUCTS	306 895	10 577	6 603
745 OTH. NONELEC MCH, TOOL, NES	5 208	16 650	10 164	511 HYDROCARBONS, NES, DERIVTS	1 812	348	216
746 BALL OR ROLLER BEARINGS	360	1 035	636	514 NITROGEN-FUNCT. COMPOUNDS	1 429	433	258
747 TAPS, COCKS, VALVES, ETC.	4 131	14 517	9 016	516 OTHER ORGANIC CHEMICALS	138	159	101
748 TRANSMISSIONS SHAFTS ETC	623	3 700	2 260	522 INORGANIC CHEM. ELEMENTS	2 219	594	366
749 NON-ELECT MACH. PARTS, ETC	677	3 463	2 111	523 METAL, SALTS, INORGAN. ACID	5 516	367	218
751 OFFICE MACHINES	380	1 577	968	525 RADIO-ACTIVE MATERIALS		153	95
752 AUTOMATC. DATA PROC. EQUIP	241	4 582	2 862	531 SYNTH. COLOURS, LAKES, ETC.	133	176	113
759 PARTS, FOR OFFICE MACHINS	54	1 365	856	533 PIGMENTS, PAINTS, ETC.	1 743	1 221	746
761 TELEVISION RECEIVERS ETC	141	494	297	541 MEDICINES, ETC. EXC. GRP542	116	1 171	720
762 RADIO-BROADCAST RECEIVER	15	237	148	542 MEDICAMENTS	765	3 911	2 425
763 SOUND RECORDER, PHONOGRPH	9	183	118	553 PERFUMERY, COSMETICS, ETC.	2 101	3 461	2 115
764 TELECOMM. EQUIP. PARTS NES	16 628	28 047	17 546	554 SOAP, CLEANERS, POLISH, ETC	1 109	373	226
771 ELECT. POWER MACHNRY. PARTS	16 451	34 358	21 871	572 POLYMERS OF STYRENE	443	67	43
772 ELEC. SWITCH, RELAY, CIRCUIT	3 115	28 147	17 700	573 POLYMERS, VINYL CHLORIDE	140	82	48
773 ELECTR DISTRIB. EQPT NES	7 342	11 849	7 276	574 POLYACETAL, POLYCARBONATE	667	167	101
774 ELECTRO-MEDCL. XRAY EQUIP	241	6 392	3 909	575 OTH. PLASTIC, PRIMARY FORM	3 352	879	545
775 DOM. ELEC. NON-ELEC. EQUIPT	1 925	5 657	3 506	579 PLASTIC WASTE, SCRAP ETC	1 888	86	54
776 TRANSISTORS, VALVES, ETC.	1	248	157	581 PLASTIC TUBE, PIPE, HOSE	407	376	236
778 ELECTRIC. MACH. APPART. NES	6 624	12 459	7 680	582 PLASTIC PLATE, SHEETS, ETC	743	710	435
781 PASS. MOTOR VEHCLS. EX. BUS	49 810	156 131	95 778	591 INSECTICIDES, ETC.	132	90	54
782 GOODS, SPCL TRANSPORT VEH	32 270	19 394	11 882	592 STARCHES, INULIN, ETC.	1 025	192	118
783 ROAD MOTOR VEHICLES NES	5 309	3 078	1 856	597 PREPRD ADDITIVES, LIQUIDS	139	65	41
784 PARTS, TRACTORS, MOTOR VEH	10 223	22 656	13 945	598 MISC. CHEMICAL PRODOTS. NES	13 522	3 929	2 356
785 CYCLES, MOTORCYCLES ETC.	74	570	369	621 MATERIALS OF RUBBER	448	689	419
786 TRAILERS, SEMI-TRAILR, ETC	4 989	2 785	1 720	625 RUBBER TYRES, TUBES, ETC.	6 263	4 659	2 908
792 AIRCRAFT, ASSOCTD. EQUIPNT	7	2 004	1 256	629 ARTICLES OF RUBBER, NES	129	650	406
811 PREFABRICATED BUILDINGS	47	133	77	634 VENEERS, PLYWOOD, ETC.	1 218	231	143
812 PLUMBNG, SANITRY, EQPT. ETC	686	871	546	635 WOOD MANUFACTURES, NES	2 376	394	247
813 LIGHTNG FIXTURES ETC. NES	2 123	6 472	3 978	641 PAPER AND PAPERBOARD	26 806	3 418	2 120
821 FURNITURE, CUSHIONS, ETC.	5 244	7 350	4 578	642 PAPER, PAPERBOARD, CUT ETC	3 779	1 157	714
831 TRUNK, SUIT-CASES, BAG, ETC	183	536	330	651 TEXTILE YARN	2	133	84
841 MENS, BOYS CLOTHING, X-KNIT	529	6 510	4 017	652 COTTON FABRICS, WOVEN	38	134	84
842 WOMEN, GIRL CLOTHING, XKNIT	386	7 006	4 324	653 FABRICS, MAN-MADE FIBRES	53	229	138
843 MENS, BOYS CLOTHING, KNIT	11	108	66	657 SPECIAL YARN, TXTL. FABRIC	258	512	301
844 WOMEN, GIRLS CLOTHING, KNIT	84	1 412	884	658 TEXTILE ARTICLES NES	319	530	324
845 OTHR. TEXTILE APPAREL, NES	145	2 189	1 352	659 FLOOR COVERINGS, ETC.	67	170	99
846 CLOTHING ACCESSRS, FABRIC	35	397	242	662 CLAY, REFRCT. CONSTR. MATRL	7 245	2 646	1 649
848 CLOTHING, NONTXTL; HEADGEAR	63	371	226	663 MINERAL MANUFACTURES, NES	499	736	462
851 FOOTWEAR	200	1 258	767	664 GLASS	351	153	95
871 OPTICAL INSTRUMENTS, NES	23	1 637	1 009	665 GLASSWARE	229	295	186
872 MEDICAL INSTRUMENTS NES	594	4 637	2 871	666 POTTERY	53	127	79
873 METERS, CONTROLS, NES	13	190	118	667 PEARLS, PRECIOUS STONES			
874 MEASURE, CONTROL INSTRMNT	486	15 331	9 463	671 PIG IRON, SPIEGELEISN, ETC	495	69	42
881 PHOTOGRAPH APPAR. ETC. NES	184	1 644	1 011	673 FLAT-ROLLED IRON ETC.	4 597	311	188
882 PHOTO. CINEMATOGRPH. SUPPL	2 657	3 986	2 469	674 FLAT-ROLLED PLATED IRON	5 777	435	254
884 OPTICAL GOODS NES	2	1 094	671	677 RAILWAY TRACK IRON, STEEL	124	70	44
885 WATCHES AND CLOCKS	11	1 066	671	678 WIRE OF IRON OR STEEL	173	128	74
891 ARMS AND AMMUNITION	110	172	111	679 TUBES, PIPES, ETC. IRON, STL	15 529	2 325	1 421
892 PRINTED MATTER	997	1 778	1 101	682 COPPER	358	294	178

7 IMPORTS AND EXPORTS (SPECIAL TRADE) BY COUNTRIES OF PRODUCTION AND CONSUMPTION AND BY GROUPS OF THE SITC-REV. III 1994

GROUP DESCRIPTION	DT = 100 KG	1 000 DM	1 000 \$	GROUP DESCRIPTION	DT = 100 KG	1 000 DM	1 000 \$
821 FURNITURE, CUSHIONS, ETC.	335	850	533	025 EGGS, BIRDS, YOLKS, ALBUMIN	1 775	793	507
831 TRUNK, SUIT-CASES, BAG, ETC	27	201	117	037 FISH ETC. PREPD, PRSVD, NES	11	49	30
841 MENS, BOYS CLOTHING, X-KNIT	16	414	256	046 MEAL, FLOUR OF WHEAT, MSLN	8 532	206	119
842 WOMEN, GIRL CLOTHING, X-KNIT	9	1 070	657	048 CEREAL PREPARATIONS	9 830	7 154	4 470
844 WOMEN, GIRLS CLOTHING, KNIT	11	127	75	056 VEGETABLES, PRPD, PRSVD, NES	1 435	607	381
845 OTHR. TEXTILE APPAREL, NES	19	352	202	058 FRUIT, PRESERVED, PREPARED	2 481	281	174
846 CLOTHING ACCESSRS, FABRIC	7	102	58	061 SUGARS, MOLASSES, HONEY	2 032 299	107 994	67 268
848 CLOTHING, NONTXTL; HEADGEAR	25	162	97	062 SUGAR CONFECTIONERY	993	676	423
851 FOOTWEAR	61	391	232	071 COFFEE, COFFEE SUBSTITUTE	809	738	460
871 OPTICAL INSTRUMENTS, NES	1	155	100	072 COCOA	96	78	47
872 MEDICAL INSTRUMENTS NES	66	1 291	815	073 CHOCOLATE, OTH. COCOA PREP	1 914	1 215	755
873 METERS, COUNTERS, NES	4	97	57	081 ANIMAL FEED STUFF	4 229	749	456
874 MEASURE, CONTROL INSTRMNT	67	3 076	1 900	091 MARGARINE AND SHORTENING	5 278	908	560
881 PHOTOGRAPH APPAR. ETC. NES	14	143	86	098 EDIBLE PROD. PREPRTRS, NES	6 493	4 410	2 730
882 PHOTO. CINEMATOGRPH. SUPPL	70	95	55	111 NON-ALCOHOL. BEVERAGE, NES	3 637	631	388
884 OPTICAL GOODS NES	1	377	228	112 ALCOHOLIC BEVERAGES	12 239	2 385	1 490
885 WATCHES AND CLOCKS	2	1 227	792	122 TOBACCO, MANUFACTURED	10 158	15 359	9 691
891 ARMS AND AMMUNITION	12	130	76	232 SYNTHETIC RUBBER, ETC.	7 705	1 288	790
892 PRINTED MATTER	116	117	73	246 WOOD IN CHIPS, PARTICLES	4 689	123	74
893 ARTICLES, NES, OF PLASTICS	402	681	413	248 WOOD, SIMPLY WORKED	79 790	4 189	2 639
894 BABY CARRIAGE, TOYS, GAMES	124	181	108	266 SYNTHETIC FIBRES	9 303	2 950	1 864
895 OFFICE, STATIONERY SUPPLS	175	707	443	268 WOOL, OTHER ANIMAL HAIR	644	709	452
896 WORKS OF ART, ANTIQUE ETC	1	293	175	269 WORN CLOTHING, TEXTL. ARTL	700	65	39
897 GOLD, SILVERWARE, JEWEL NES	1	1 284	805	273 STONE, SAND AND GRAVEL	3 162	60	36
899 MISC MANUFCTRD GOODS NES	223	658	404	278 OTHER CRUDE MINERALS	18 947	300	187
941 COMPL IND PLANT CHAPT 99	105	297	192	282 FERROUS WASTE AND SCRAP	2 556	57	37
ARAB EMIRAT				285 ALUMINIUM ORE, CONCTR. ETC	118	103	66
IMPORTS				288 NON-FERROUS WASTE, SCRAP	3 612	1 465	946
037 FISH ETC. PREPD, PRSVD, NES	358	230	146	292 CRUDE VEG. MATERIALS, NES	30	62	37
251 PULP AND WASTE PAPER	3 562	183	106	322 BRIQUETTES, LIGNITE, PEAT	28 336	520	329
263 COTTON	717	105	60	334 PETROLEUM PRODUCTS	9 175	8 785	5 556
278 OTHER CRUDE MINERALS	3 882	150	90	335 RESIDUAL PETROL. PRODUCTS	5 080	764	464
282 FERROUS WASTE AND SCRAP	355	47	30	431 ANIMAL, VEG. FATS, OILS, NES	1 345	287	180
288 NON-FERROUS WASTE, SCRAP	17 154	3 652	2 289	511 HYDROCARBONS, NES, DERIVTS	15 641	1 287	810
289 PREC. METAL DRES, CONCRTS	5	242	151	512 ALCOHOL, PHENOL, ETC. DERIV	5 248	1 578	975
291 CRUDE ANIMAL MATERLS, NES	463	369	224	513 CARBOXYLIC ACIDS, DERIVTS	30 655	4 283	2 558
333 PETROLEUM OILS, CRUDE	313 072	5 996	3 755	514 NITROGEN-FUNCT. COMPOUNDS	8 624	2 775	1 673
533 PIGMENTS, PAINTS, ETC.	220	196	127	515 ORGANO-INORGANIC COMPNDS	313	450	280
553 PERFUMERY, COSMETICS, ETC.	465	535	345	516 OTHER ORGANIC CHEMICALS	5 058	1 700	1 062
575 OTH. PLASTIC, PRIMARY FORM	417	399	253	522 INORGANIC CHEM. ELEMENTS	21 614	4 913	3 028
625 RUBBER TYRES, TUBES, ETC.	1 860	1 175	727	523 METAL. SALTS, INORGAN. ACID	28 074	2 449	1 492
629 ARTICLES OF RUBBER, NES	63	80	53	524 OTHER CHEMICAL COMPOUNDS	1 941	93	55
634 VENEERS, PLYWOOD, ETC.	917	54	35	531 SYNTH. COLOURS, LAKES, ETC.	1 236	3 142	1 941
635 WOOD MANUFACTURES, NES	1 596	339	216	533 PIGMENTS, PAINTS, ETC.	22 697	10 891	6 755
652 COTTON FABRICS, WOVEN	3 127	1 938	1 209	541 MEDICINES, ETC. EXC. GRP542	670	4 990	3 076
658 TEXTILE ARTICLES NES	856	932	580	542 MEDICAMENTS	8 540	20 824	12 842
661 LIME, CEMENT, CONSTR. MATRL	238	60	36	551 ESSNTL. OIL, PERFUME, FLAVR	383	1 015	625
667 PEARLS, PRECIOUS STONES	*	*	*	553 PERFUMERY, COSMETICS, ETC.	17 053	28 569	17 622
679 TUBES, PIPES, ETC. IRON, STL	1 818	256	159	554 SOAP, CLEANERS, POLISH, ETC	13 957	4 784	2 949
682 COPPER	9 402	3 159	2 025	562 FERTILIZER, EXCEPT GRP272	28 853	1 374	854
684 ALUMINIUM	18 517	4 685	2 948	571 POLYMERS OF ETHYLENE	6 439	1 149	724
691 METALLIC STRUCTURES NES	85	66	40	572 POLYMERS OF STYRENE	9 290	1 750	1 072
712 STEAM TURBINES	276	317	188	573 POLYMERS, VINYL CHLORIDE	887	477	297
713 INTRNL COMBUS PSTN ENGIN	101	112	67	574 POLYACETAL, POLYCARBONATE	57 879	14 256	8 785
714 ENGINES, MOTORS NON-ELECT	31	5 108	3 212	575 OTH. PLASTIC, PRIMARY FORM	47 233	14 228	8 839
716 ROTATING ELECTRIC PLANT	9	52	32	581 PLASTIC TUBE, PIPE, HOSE	1 744	3 120	1 916
718 OTH. POWR. GENRTRNG. MACHNRY	69	97	58	582 PLASTIC PLATE, SHEETS, ETC	9 805	7 827	4 827
728 OTH. MACH. PTS, SPLC INDUSTR	37	524	334	583 MONOFILAMENT OF PLASTICS	843	912	571
741 HEATING, COOLING EQUIP. PART	23	202	122	591 INSECTICIDES, ETC.	2 190	2 164	1 343
742 PUMPS FOR LIQUIDS, PARTS	55	251	159	592 STARCHES, INULIN, ETC.	13 557	2 792	1 720
743 PUMPS NES, CENTRIFUGS ETC	368	1 801	1 101	593 EXPLOSIVES, PYROTECHNICS	45	420	255
744 MECHANICAL HANDLING EQUIP	2	129	78	597 PREPRD ADDITIVES, LIQUIDS	21 235	9 316	5 628
745 OTH. NONELEC MCH, TOOL, NES	13	62	36	598 MISC. CHEMICAL PRODTS, NES	26 690	9 153	5 608
747 TAPS, COCKS, VALVES, ETC.	60	583	361	600 CPL IND PLANT CHAP 69-76	29 651	52 684	32 366
748 TRANSMISSIONS SHAFTS ETC	51	180	110	611 LEATHER	10	62	38
751 OFFICE MACHINES	5	126	78	612 MANUFACT. LEATHER ETC. NES	23	216	130
752 AUTOMAT. DATA PROC. EQUIP	18	333	210	621 MATERIALS OF RUBBER	3 132	3 777	2 324
759 PARTS, FOR OFFICE MACHINS	3	136	84	625 RUBBER TYRES, TUBES, ETC.	10 163	5 771	3 558
763 SOUND RECORDER, PHONOGRPH	18	175	111	629 ARTICLES OF RUBBER, NES	3 637	6 829	4 230
764 TELECOMM. EQUIP. PARTS NES	5	253	161	634 VENEERS, PLYWOOD, ETC.	3 812	1 208	746
771 ELECT POWER MACHNY. PARTS	12	105	65	635 WOOD MANUFACTURES, NES	5 026	1 831	1 142
772 ELEC. SWITCH. RELAY. CIRCUIT	46	280	170	641 PAPER AND PAPERBOARD	285 607	94 861	21 729
778 ELECTRIC MACH. APPARAT. NES	5	356	219	642 PAPER, PAPERBOARD, CUT ETC	48 571	13 130	8 187
781 PASS. MOTOR VEHLCS. EX. BUS	149	389	239	651 TEXTILE YARN	308	827	511
792 AIRCRAFT, ASSOCD. EQUIPNT	30	3 830	2 377	652 COTTON FABRICS, WOVEN	1 050	2 973	1 846
821 FURNITURE, CUSHIONS, ETC.	34	49	32	653 FABRICS, MAN-MADE FIBRES	1 806	5 764	3 519
831 TRUNK, SUIT-CASES, BAG, ETC	95	114	70	654 OTH. TEXTILE FABRIC, WOVEN	216	647	393
841 MENS, BOYS CLOTHING, X-KNIT	12 469	30 137	18 731	655 KNIT, CROCHET, FABRIC NES	1 257	4 382	2 730
842 WOMEN, GIRL CLOTHING, X-KNIT	5 573	20 415	12 499	656 TULLE, LACE, EMBROIDRY, ETC	26	181	116
843 MENS, BOYS CLOTHING, KNIT	3 011	6 589	4 089	657 SPECIAL YARN, TXTL. FABRIC	10 165	8 261	5 189
844 WOMEN, GIRLS CLOTHING, KNIT	3 989	8 578	5 198	658 TEXTILE ARTICLES NES	849	2 571	1 553
845 OTHR. TEXTILE APPAREL, NES	38 568	62 376	37 911	659 FLOOR COVERINGS, ETC.	569	807	491
846 CLOTHING ACCESSRS, FABRIC	544	1 938	1 226	661 LIME, CEMENT, CONSTR. MATRL	27 523	489	300
848 CLOTHING, NONTXTL; HEADGEAR	135	1 446	882	662 CLAY, REFRCT. CONSTR. MATRL	108 669	12 166	7 534
873 METERS, COUNTERS, NES	11	56	32	663 MINERAL MANUFACTURES, NES	11 231	7 018	4 366
874 MEASURE, CONTROL INSTRMNT	1	1 813	1 118	664 GLASS	5 304	2 372	1 482
881 PHOTOGRAPH APPAR. ETC. NES	1	50	33	665 GLASSWARE	19 920	5 499	3 391
882 PHOTO. CINEMATOGRPH. SUPPL	182	1 064	664	666 POTTERY	1 066	2 335	1 445
885 WATCHES AND CLOCKS	652	339	199	667 PEARLS, PRECIOUS STONES	*	*	*
892 PRINTED MATTER	384	236	145	671 PIG IRON, SPIEGELEISEN, ETC	3 723	158	98
893 ARTICLES, NES, OF PLASTICS	7	2 599	1 631	673 FLAT-ROLLED IRON ETC	219 716	16 128	10 151
897 GOLD, SILVERWARE, JEWEL NES	18	157	93	674 FLAT-ROLLED PLATED IRON	49 903	4 640	2 914
898 MUSICAL INSTRUMENTS, ETC.	60	418	244	675 FLAT-ROLLED, ALLOY STEEL	15 030	1 679	1 009
899 MISC MANUFCTRD GOODS NES	105	297	192	676 IRON, STL. BAR, SHAPES ETC.	46 693	4 284	2 655
971 GOLD, NONMONTY EXCL ORES	105	297	192	677 RAILWAY TRACK IRON, STEEL	474	92	58
EXPORTS				678 WIRE OF IRON OR STEEL	1 268	685	407
001 LIVE ANIMALS	1 814	1 454	881	679 TUBES, PIPES, ETC. IRON, STL	929 076	140 508	84 144
011 BOVINE MEAT	7 860	3 622	2 249	681 SILVER, PLATINUM, ETC.	25	634	399
012 OTHER MEAT, MEAT OFFAL	390	88	53	682 COPPER	4 678	3 179	1 946
017 MEAT, OFFL. PRPD, PRSVD, NES	233	157	101	683 NICKEL	183	649	393
022 MILK AND CREAM	37 418	5 370	3 312	684 ALUMINIUM	6 360	4 093	2 555
023 BUTTER, OTHER FAT OF MILK	1 419	495	298	685 LEAD	190	79	49
024 CHEESE AND CURD	3 802	2 216	1 379	686 ZINC	1 108	293	178
				689 MISC. NON-FERR. BASE METAL	38	189	116
				691 METALLIC STRUCTURES NES	21 553	14 152	8 817
				692 CONTAINERS, STORAGE, TRNSP	3 753	2 032	1 263
				693 WIRE PRODUCTS EXCL. ELECT	1 959	1 131	701
				694 NAILS, SCREWS, NUTS, ETC.	4 444	4 492	2 752

7 IMPORTS AND EXPORTS (SPECIAL TRADE) BY COUNTRIES OF PRODUCTION AND CONSUMPTION AND BY GROUPS OF THE SITC-REV. III 1994

GROUP DESCRIPTION	DT = 100 KG	1 000 DM	1 000 \$	GROUP DESCRIPTION	DT = 100 KG	1 000 DM	1 000 \$
695 TOOLS	6 333	20 601	12 720	EXPORTS	468 679	308 306	191 070
696 CUTLERY	3 358	13 659	8 418	001 LIVE ANIMALS	16	305	195
697 HOUSEHOLD EQUIPMENT,NES	3 043	4 806	2 963	011 BOVINE MEAT	1 109	418	255
699 MANUFACTS.BASE METAL,NES	14 425	19 649	12 116	022 MILK AND CREAM	21 677	3 883	2 420
700 CPL IND PLANT (84/85/87)	42 735	264 522	165 003	048 CEREAL PREPARATIONS	1 747	1 243	763
711 STEAM GENER. BOILERS,ETC.	805	3 129	1 858	061 SUGARS,MOLASSES,HONEY	196 622	10 480	6 556
712 STEAM TURBINES	99	22 137	13 169	071 COFFEE,COFFEE SUBSTITUTE	198	187	115
713 INTRNL COMBUS PSTN ENGIN	9 059	34 440	6 356	081 ANIMAL FEED STUFF	3 093	317	188
714 ENGINES,MOTORS NON-ELECT	259	25 583	15 857	098 EDIBLE PROD.PREPRNTS,NES	637	863	534
716 ROTATING ELECTRIC PLANT	4 510	10 261	6 356	112 ALCOHOLIC BEVERAGES	8 751	1 093	679
718 OTH.POWR.GENRTNG.MACHNRY	842	5 317	3 347	122 TOBACCO, MANUFACTURED	885	1 228	779
721 AGRIC.MACHINES,EX.TRACTR	2 543	3 147	1 966	123 SYNTHETIC RUBBER, ETC.	1 190	219	140
722 TRACTORS	219	255	164	232 WOOD, SIMPLY WORKED	872	81	52
723 CIVIL ENGINEERING EQUIPT	25 063	25 136	15 399	272 FERTILIZERS, CRUDE	1 225	130	80
724 TEXTILE,LEATHER MACHINES	5 681	13 924	8 778	322 BRIQUETTES,LIGNITE,PEAT	17 345	368	227
725 PAPER,PULP MILL MACHINES	964	2 739	1 692	334 PETROLEUM PRODUCTS	1 051	146	89
726 PRINTING,BOOKBINDNG MACHS	3 560	16 516	10 161	511 HYDROCARBONS,NES,DERIVTS	544	157	90
727 FOOD-PROCESS.MCH.NON DOM	384	1 873	1 182	513 CARBOXYLIC ACIDS,DERIVTS	735	139	87
728 OTH.MACH.PTS,SPCL INDUST	18 379	34 029	20 930	514 NITROGEN-FUNCT.COMPOUNDS	5 622	1 760	1 077
731 METAL REMOVAL WORK TOOLS	5 430	1 883	1 164	515 ORGANO-INORGANIC COMPNDS	68	184	118
733 MACH-TOOLS,METAL-WORKING	2 210	4 481	2 800	516 OTHER ORGANIC CHEMICALS	1 214	219	141
735 PARTS,NES,FOR MACH-TOOLS	645	914	558	522 INORGANIC CHEM.ELEMENTS	1 631	356	217
737 METALWORKING MACHNRY NES	1 795	2 269	1 393	523 METAL.SALTS, INORGAN.ACID	1 716	180	108
741 HEATING,COOLING EQUIP,PART	10 688	29 239	17 813	524 OTHER CHEMICAL COMPOUNDS	46	144	92
742 PUMPS FOR LIQUIDS,PARTS	20 106	63 683	39 776	531 SYNTH.COLOURS,LAKES,ETC.	826	469	298
743 PUMPS NES,CENTRIFUGS ETC	9 658	63 628	40 317	533 PIGMENTS, PAINTS, ETC.	2 999	15 144	9 293
744 MECHANICAL HANDLING EQUIP	18 852	16 947	10 483	541 MEDICINES,ETC.EXC.GRP542	3 799	5 351	3 276
745 OTH.NONELEC MCH,TOOL,NES	6 868	19 256	11 873	542 MEDICAMENTS	66	200	124
746 BALL OR ROLLER BEARINGS	8 678	10 267	6 357	551 ESSNTL.OIL,PERFUME,FLAVR	3 304	4 259	2 619
747 TAPS,COCKS,VALVES,ETC.	18 390	68 080	42 072	552 PERFUMERY,COSMETICS,ETC.	3 323	1 154	716
748 TRANSMISSIONS SHAFTS ETC	3 084	16 275	10 055	564 SOAP,CLEANERS,POLISH,ETC	4 287	284	174
749 NON-ELECT MACH.PARTS,ETC	3 411	11 061	6 848	562 FERTILIZER,EXCEPT GRP272	5 909	1 008	622
751 OFFICE MACHINES	786	2 359	1 473	572 POLYMERS OF STYRENE	2 458	192	118
752 AUTOMATC.DATA PROC.EQUIP	526	9 172	5 757	574 POLYACETAL,POLYCARBONATE	1 035	777	475
759 PARTS,FOR OFFICE MACHINS	79	1 736	1 068	581 PLASTIC TUBE,PIPE,HOSE	169	845	527
761 TELEVISION RECEIVERS ETC	771	2 293	1 414	582 PLASTIC PLATE,SHEETS,ETC	575	468	291
762 RADIO-BROADCAST RECEIVER	67	695	430	583 MONOFILAMENT OF PLASTICS	96	116	67
763 SOUND RECORDER,PHONOGRPH	173	1 521	954	591 INSECTICIDES, ETC.	958	1 063	653
764 TELECOMM.EQUIP.PARTS NES	2 658	46 387	28 809	592 STARCHES, INULIN,ETC.	639	713	435
771 ELECT POWER MACHNY.PARTS	8 405	8 423	5 150	597 PREPRD ADDITIVES,LIQUIDS	5 681	2 597	1 663
772 ELEC. SWITCH,RELAY,CIRCUIT	14 603	70 495	44 318	598 MISC.CHEMICAL PRDCTS,NES	4 511	2 759	1 709
773 ELECTR.DISTRIB.EQPT NES	35 086	20 568	12 402	621 MATERIALS OF RUBBER	418	481	294
774 ELECTRO-MEDCL,XRAY EQUIP	213	6 410	3 344	625 RUBBER TYRES,TUBES,ETC.	730	613	383
775 DOM.ELEC.NON-ELEC.EQUIP	11 113	31 033	19 011	629 ARTICLES OF RUBBER, NES	133	625	387
776 TRANSISTORS,VALVES,ETC.	43	1 316	843	634 VENEERS, PLYWOOD, ETC.	110	138	87
778 ELECTRIC.MACH.APPTART,NES	12 172	31 432	19 361	635 WOOD MANUFACTURES, NES	121	79	51
781 PASS.MOTOR VEHCLS.EX.BUS	100 640	307 096	189 886	641 PAPER AND PAPERBOARD	23 997	2 413	1 475
782 GOODS,SPCL TRANSPORT VEH	131 494	132 941	81 084	642 PAPER,PAPERBOARD,CUT ETC	2 379	1 535	950
783 ROAD MOTOR VEHICLES NES	49 416	40 425	24 364	641 PAPER AND PAPERBOARD	23 997	2 413	1 475
784 PARTS,TRACTORS,MOTOR VEH	40 939	78 095	48 190	642 PAPER,PAPERBOARD,CUT ETC	2 379	1 535	950
785 CYCLES,MOTORCYCLES ETC.	140	254	157	651 TEXTILE YARN	430	230	145
786 TRAILERS,SEMI-TRAILR,ETC	26 052	12 072	7 248	652 COTTON FABRICS, WOVEN	15	65	39
792 AIRCRAFT,ASSOCTD.EQUIPNT	75	9 196	5 699	653 FABRICS,MAN-MADE FIBRES	24	74	44
793 SHIP,BOAT,FLOAT,STRUCTRS	38	207	128	654 OTH.TEXTILE FABRIC,WOVEN	59	72	41
800 CPL IND PLANT CHAP 90/94	4 667	53 712	33 339	657 SPECIAL YARN,TXTL.FABRIC	779	581	353
811 PREFABRICATED BUILDINGS	91	729	458	658 TEXTILE ARTICLES NES	38	83	49
812 PLUMBING,SANITRY,EQPT.ETC	3 929	2 506	1 563	662 CLAY,REFRCTR.CONSTR.MATRL	5 591	866	529
813 LIGHTING FIXTURES ETC.NES	6 700	16 207	10 032	663 MINERAL MANUFACTURES,NES	388	319	195
821 FURNITURE,CUSHIONS,ETC.	5 930	7 162	4 408	664 GLASS	435	214	126
831 TRUNK,SUIT-CASES,BAG,ETC	195	1 430	890	665 GLASSWARE	263	319	195
841 MENS,BOYS CLOTHING,X-KNIT	445	4 883	3 029	666 POTTERY	67	156	95
842 WOMEN,GIRL CLOTHING,XKNIT	315	5 525	3 388	667 PEARLS,PRECIOUS STONES	.	.	.
843 MENS,BOYS CLOTHING,KNIT	14	216	138	673 FLAT-ROLLED IRON ETC.	4 189	318	184
844 WOMEN,GIRLS CLOTHING,KNIT	56	783	475	679 TUBES,PIPES,ETC.IRON,STL	43 198	5 941	3 546
845 OTHR.TEXTILE APPAREL,NES	292	3 080	1 906	682 COPPER	636	464	286
846 CLOTHING ACCESSRS,FABRIC	170	1 006	610	684 ALUMINIUM	170	189	113
848 CLOTHING,NONTXTL;HEADGEAR	248	811	500	691 METALLIC STRUCTURES NES	1 473	910	554
851 FOOTWEAR	679	3 760	2 309	692 CONTAINERS,STORAGE,TRNSP	180	86	53
871 OPTICAL INSTRUMENTS,NES	26	1 353	782	693 WIRE PRODUCTS EXCL.ELECT	129	119	72
872 MEDICAL INSTRUMENTS NES	655	11 863	7 321	694 NAILS,SCREWS,NUTS,ETC.	193	317	192
873 METERS,COUNTERS,NES	257	1 272	786	695 TOOLS	260	850	510
874 MEASURE,CONTROL INSTRMNT	1 329	31 679	19 552	696 CUTLERY	30	318	198
881 PHOTOGRAPH APPAR.ETC.NES	263	2 733	1 683	697 HOUSEHOLD EQUIPMENT,NES	89	203	128
882 PHOTO.CINEMATOGRPH.SUPPL	12 355	14 715	9 019	699 MANUFACTS.BASE METAL,NES	1 124	2 924	1 842
884 OPTICAL GOODS NES	54	2 390	1 478	700 CPL IND PLANT (84/85/87)	310	4 790	3 055
885 WATCHES AND CLOCKS	92	5 235	3 249	711 STEAM GENER. BOILERS,ETC.	265	570	360
891 ARMS AND AMMUNITION	1 306	6 503	3 965	712 STEAM TURBINES	56	2 888	1 772
892 PRINTED MATTER	1 473	2 099	1 299	713 INTRNL COMBUS PSTN ENGIN	4 352	12 169	7 392
893 ARTICLES,NES,OF PLASTICS	6 949	10 168	6 295	714 ENGINES,MOTORS NON-ELECT	14	3 563	2 294
894 BABY CARRIAGE, TOYS,GAMES	1 469	2 330	1 440	716 ROTATING ELECTRIC PLANT	344	827	515
895 OFFICE,STATIONERY SUPPLS	2 577	8 233	5 084	718 OTH.POWR.GENRTNG.MACHNRY	9	97	61
897 GOLD,SILVERWARE,JEWEL NES	8	15 092	9 281	722 TRACTORS	35	59	34
898 MUSICAL INSTRUMENTS,ETC.	371	2 899	1 780	723 CIVIL ENGINEERING EQUIPT	647	1 039	632
899 MISC MANUFACTRD GOODS NES	3 527	5 850	3 590	724 TEXTILE,LEATHER MACHINES	635	1 370	840
911 COMPL IND PLANT CHAPT 99	6 718	4 469	2 839	726 PRINTING,BOOKBINDNG MACHS	531	2 233	1 316
971 GOLD,NONMONTRY EXCL ORES	22	46 181	27 997	727 FOOD-PROCESS.MCH.NON DOM	110	605	377
OMAN				728 OTH.MACH.PTS,SPCL INDUST	2 244	5 049	3 094
IMPORTS	10 729	14 700	8 882	733 MACH-TOOLS,METAL-WORKING	228	887	548
034 FISH,FRESH,CHILLED,FROZN	2 914	1 258	781	735 PARTS,NES,FOR MACH-TOOLS	145	218	132
291 CRUDE ANIMAL MATERLS,NES	16	112	67	737 METALWORKING MACHNRY NES	31	179	114
541 MEDICINES,ETC.EXC.GRP542	27	287	174	741 HEATING,COOLING EQUIP,PART	557	2 184	1 319
658 TEXTILE ARTICLES NES	96	213	123	742 PUMPS FOR LIQUIDS,PARTS	581	3 118	1 906
713 INTRNL COMBUS PSTN ENGIN	60	133	83	743 PUMPS NES,CENTRIFUGS ETC	3 170	14 254	8 702
737 METALWORKING MACHNRY NES		79	51	744 MECHANICAL HANDLING EQUIP	1 087	1 405	860
742 PUMPS FOR LIQUIDS,PARTS	6	108	66	745 OTH.NONELEC MCH,TOOL,NES	1 921	5 469	3 423
744 PUMPS NES,CENTRIFUGS ETC		358	221	746 BALL OR ROLLER BEARINGS	47	495	299
746 OTH.NONELEC MCH,TOOL,NES	5	52	31	747 TAPS,COCKS,VALVES,ETC.	1 691	7 212	4 479
748 BALL OR ROLLER BEARINGS		79	51	748 TRANSMISSIONS SHAFTS ETC	203	1 615	1 012
749 NON-ELECT MACH.PARTS,ETC		52	31	749 NON-ELECT MACH.PARTS,ETC	440	1 452	900
751 OFFICE MACHINES		53	34	751 OFFICE MACHINES	115	378	230
752 AUTOMATC.DATA PROC.EQUIP		53	34	759 PARTS,FOR OFFICE MACHINS	238	2 797	1 765
759 PARTS,FOR OFFICE MACHINS		139	88	761 TELEVISION RECEIVERS ETC	8	512	311
761 TELEVISION RECEIVERS ETC		98	663	762 RADIO-BROADCAST RECEIVER	23	207	122
762 RADIO-BROADCAST RECEIVER		98	64	763 SOUND RECORDER,PHONOGRPH	2	53	34
763 SOUND RECORDER,PHONOGRPH		292	176	764 TELECOMM.EQUIP.PARTS NES	292	144	86
764 TELECOMM.EQUIP.PARTS NES		53	34	771 ELECT POWER MACHNY.PARTS	154	559	347
771 ELECT POWER MACHNY.PARTS				772 ELEC.SWITCH.RELAY.CIRCUIT	1 129	6 859	4 243

7 IMPORTS AND EXPORTS (SPECIAL TRADE) BY COUNTRIES OF PRODUCTION AND CONSUMPTION AND BY GROUPS OF THE SITC-REV. III 1994

GROUP DESCRIPTION	DT = 100 KG	1 000 DM	1 000 \$	GROUP DESCRIPTION	DT = 100 KG	1 000 DM	1 000 \$
773 ELECTR.DISTRIBT.EQPT NES	1 347	1 775	1 129	714 ENGINES,MOTORS NON-ELECT	5	284	169
774 ELECTRO-MEDCL,XRAY EQUIP	61	1 318	808	716 ROTATING ELECTRIC PLANT	886	2 441	1 534
775 DOM.ELEC.NON-ELEC.EQUIP	455	1 822	1 120	721 AGRIC.MACHINES,EX.TRACTR	593	652	412
776 TRANSISTORS,VALVES,ETC.	3	159	99	722 TRACTORS	74	154	99
778 ELECTRIC.MACH.APPART.NES	1 769	6 266	3 865	723 CIVIL ENGINEERING EQUIPT	340	521	311
781 PASS.MOTOR VEHCLS.EX.BUS	20 303	67 400	42 504	724 TEXTILE,LEATHER MACHINES	108	506	324
782 GOODS,SPCL TRANSPORT VEH	7 608	8 816	5 357	725 PAPER,PULP MILL MACHINES	22	255	159
783 ROAD MOTOR VEHICLES NES	5 926	7 008	4 327	726 PRINTNG,BOOKBINDNG MACHS	125	867	535
784 PARTS,TRACTORS,MOTOR VEH	3 021	9 822	6 036	727 FOOD-PROCESS.MCH.NON DOM	78	385	229
786 TRAILERS,SEMI-TRAILR,ETC	907	530	329	728 OTH.MACH,PTS,SPCL INDUST	986	1 802	1 086
800 CPL IND PLANT CHAP 90/94	36	104	67	733 MACH-TOOLS,METAL-WORKING	224	966	615
812 PLUMBNG,SANITRY,EQPT.ETC	399	375	231	735 PARTS,NES,FOR MACH-TOOLS	8	91	55
813 LIGHTNG FIXTURES,ETC.NES	598	1 818	1 129	737 METALWORKING MACHNRY NES	13	106	65
821 FURNITURE,CUSHIONS,ETC.	1 075	1 029	634	741 HEATNG,COOLNG EQUIP,PART	227	460	280
841 MENS,BOYS CLOTHNG,X-KNIT	7	167	105	742 PUMPS FOR LIQUIDS,PARTS	430	1 860	1 157
842 WOMEN,GIRL CLOTHNG,XKNIT	2	372	218	743 PUMPS NES,CENTRIFUGS ETC	431	1 044	620
845 OTHR.TEXTILE APPAREL,NES	2	92	57	744 MECHANICAL HANDLNG EQUIP	620	1 409	875
846 CLOTHING ACCESSRS,FABRIC	18	446	264	745 OTH.NONELEC MCH,TOOL,NES	774	6 412	3 878
848 CLOTHNG,NONXTXL,HEADGEAR	355	403	238	746 BALL OR ROLLER BEARINGS	129	555	338
851 FOOTWEAR	184	974	591	747 TAPS,COCKS,VALVES,ETC.	167	507	320
871 OPTICAL INSTRUMENTS,NES	5	235	142	748 TRANSMISSIONS SHAFTS ETC	11	210	126
872 MEDICAL INSTRUMENTS NES	227	1 949	1 199	749 NON-ELECT MACH.PARTS,ETC	44	238	139
873 METERS,COUNTERS,NES	12	155	98	751 OFFICE MACHINES	112	252	164
874 MEASURE,CONTROL INSTRMNT	110	2 976	1 840	752 AUTOMATC.DATA PROC.EQUIP	5	329	203
881 PHOTOGRAPH APPAR.ETC.NES	39	937	568	761 TELEVISION RECEIVERS ETC	25	105	64
882 PHOTO.CINEMATOGRPH.SUPPL	328	496	309	764 TELECOMM.EQUIP.PARTS NES	2	395	237
884 OPTICAL GOODS NES	2	228	139	771 ELECT POWER MACHNRY,PARTS	11	132	79
885 WATCHES AND CLOCKS	1	916	558	772 ELEC.SWITCH.RELAY.CIRCUIT	474	3 328	2 096
891 ARMS AND AMMUNITION	3	58	37	773 ELECTR.DISTRIBT.EQPT NES	319	427	269
892 PRINTED MATTER	170	337	206	774 ELECTRO-MEDCL,XRAY EQUIP	40	506	314
893 ARTICLES,NES,OF PLASTICS	546	945	582	776 TRANSISTORS,VALVES,ETC.	405	71	41
895 OFFICE,STATIONERY SUPPLS	126	381	237	778 ELECTRIC.MACH.APPART.NES	3 351	15 054	9 335
897 GOLD,SILVERWARE,JEWEL NES		4 249	2 624	781 PASS.MOTOR VEHCLS.EX.BUS	3 111	2 154	1 378
898 MUSICAL INSTRUMENTS,ETC.	79	330	192	782 GOODS,SPCL TRANSPORT VEH	363	155	92
899 MISC MANUFCTRD GOODS NES	81	272	165	783 ROAD MOTOR VEHICLES NES	573	1 332	813
941 COMPL IND PLANT CHAPT 99	48	262	168	784 PARTS,TRACTORS,MOTOR VEH	833	501	293
				786 TRAILERS,SEMI-TRAILR,ETC	821	67	67
				821 FURNITURE,CUSHIONS,ETC.	872	269	891
				872 MEDICAL INSTRUMENTS NES	97	1 385	885
				874 MEASURE,CONTROL INSTRMNT	3	104	63
				881 PHOTOGRAPH APPAR.ETC.NES	472	745	452
				882 PHOTO.CINEMATOGRPH.SUPPL	2	67	39
				884 OPTICAL GOODS NES	740	3 874	2 508
				893 ARTICLES,NES,OF PLASTICS	671	680	438
				895 OFFICE,STATIONERY SUPPLS	18	185	108
				897 GOLD,SILVERWARE,JEWEL NES	113	1 864	1 207
				899 MISC MANUFCTRD GOODS NES	100	103	64
YEMEN				AFGHANISTAN			
IMPORTS	2 816 768	64 482	37 955	IMPORTS	10 263	16 465	10 113
288 NON-FERROUS WASTE,SCRAP	722	155	101	074 TEA AND MATE	152	77	49
292 CRUDE VEG.MATERIALS, NES	368	183	112	212 FURSKINS, RAW	222	1 482	882
333 PETROLEUM OILS, CRUDE	2 815 415	63 205	37 175	042 WOOL, OTHER ANIMAL HAIR	30	328	210
748 TRANSMISSIONS SHAFTS ETC	48	50	30	291 CRUDE ANIMAL MATERLS,NES	155	581	355
752 AUTOMATC.DATA PROC.EQUIP	33	302	174	292 CRUDE VEG.MATERIALS, NES	998	150	88
896 WORKS OF ART,ANTIQUE ETC		75	43	652 COTTON FABRICS, WOVEN	1 601	637	402
				658 TEXTILE ARTICLES NES	36	107	67
				659 FLOOR COVERINGS, ETC.	6 490	12 413	7 635
				667 PEARLS,PRECIOUS STONES			
				772 ELEC.SWITCH.RELAY.CIRCUIT	14	111	65
				841 MENS,BOYS CLOTHNG,X-KNIT	183	247	153
				EXPORTS	58 048	29 608	18 436
				098 EDIBLE PROD.PREPRNTS,NES	22	65	37
				122 TOBACCO, MANUFACTURED	1 629	2 170	1 388
				261 SILK	83	55	35
				289 WORN CLOTHING,TEXTL.ARTL	2 019	165	104
				394 PETROLEUM PRODUCTS	9 009	1 286	804
				511 HYDROCARBONS,NES,DERIVTS	24	65	42
				516 OTHER ORGANIC CHEMICALS	6	62	37
				531 SYNTH.COLOURS,LAKES,ETC.	37	67	40
				542 MEDICAMENTS	29	140	82
				824 553 PERFUMERY,COSMETICS,ETC.	8 951	5 189	3 228
				802 554 SOAP,CLEANERS,POLISH,ETC	1 040	454	280
				533 581 PLASTIC TUBE,PIPE,HOSE	685	164	94
				424 597 PREPRD ADDITIVES,LIQUIDS	686	231	150
				84 621 MATERIALS OF RUBBER	150	227	150
				36 641 PAPER AND PAPERBOARD	1 402	121	74
				74 651 TEXTILE YARN	3 370	1 018	619
				831 659 FLOOR COVERINGS, ETC.	239	776	463
				111 663 MINERAL MANUFACTURES,NES	82	68	42
				563 665 GLASSWARE	138	116	74
				39 694 NAILS,SCREWS,NUTS,ETC.	2 727	269	169
				572 696 CUTLERY	301	572	337
				153 699 MANUFACTS.BASE METAL,NES	183	97	61
				192 716 ROTATING ELECTRIC PLANT	97	158	99
				1 440 718 OTH.POWR.GENRTRNG.MACHNRY	2	56	34
				80 764 TELECOMM.EQUIP.PARTS NES	546	301	191
				394 772 ELEC.SWITCH.RELAY.CIRCUIT	62	221	135
				529 773 ELECTR.DISTRIBT.EQPT NES	201	93	59
				57 774 ELECTRO-MEDCL,XRAY EQUIP	19	98	57
				66 778 ELECTRIC.MACH.APPART.NES	1 494	572	362
				155 781 PASS.MOTOR VEHCLS.EX.BUS	7 492	2 711	1 767
				2 047 782 GOODS,SPCL TRANSPORT VEH	7 631	725	442
				35 783 ROAD MOTOR VEHICLES NES	5 076	554	334
				80 784 PARTS,TRACTORS,MOTOR VEH	863	680	409
				272 813 LIGHTNG FIXTURES,ETC.NES	6 855	8 273	5 137
				215 841 MENS,BOYS CLOTHNG,X-KNIT	22	77	49
				77 851 FOOTWEAR	13	54	34
				79 872 MEDICAL INSTRUMENTS NES	3	177	115
				45 874 MEASURE,CONTROL INSTRMNT	13	110	64
				203 881 PHOTOGRAPH APPAR.ETC.NES	65	62	40
				559 893 ARTICLES,NES,OF PLASTICS	242	488	299
				1 469 899 MISC MANUFCTRD GOODS NES			

7 IMPORTS AND EXPORTS (SPECIAL TRADE) BY COUNTRIES OF PRODUCTION AND CONSUMPTION AND BY GROUPS OF THE SITC-REV. III 1994

GROUP DESCRIPTION	DT = 100 KG	1 000 DM	1 000 \$	GROUP DESCRIPTION	DT = 100 KG	1 000 DM	1 000 \$
PAKISTAN							
IMPORTS	1 930 678	945 930	580 782	522 INORGANIC CHEM. ELEMENTS	15 021	3 409	2 112
001 LIVE ANIMALS	5	88	55	523 METAL. SALTS, INORGAN. ACID	23 765	3 285	2 016
034 FISH, FRESH, CHILLED, FROZN	1 122	856	530	524 OTHER CHEMICAL COMPOUNDS	152	109	64
036 CRUSTACEANS, MOLLUSCS ETC	6 681	3 632	2 255	531 SYNTH. COLOURS, LAKES, ETC.	10 324	24 700	15 235
042 RICE	2 533	355	219	532 DYEING, TANNING MATERIALS	51 919	10 026	6 162
056 VEGETABLES, PRPD, PRSVD, NES	186	1 103	674	533 PIGMENTS, PAINTS, ETC.	15 136	6 731	4 142
057 FRUIT, NUTS EXCL. OIL NUTS	7 275	1 895	1 173	541 MEDICINES, ETC. EXC. GRP542	1 211	16 018	9 875
058 FRUIT, PRESERVED, PREPARED	273	87	51	542 MEDICAMENTS	8 027	33 284	20 535
059 FRUIT, VEGETABLE JUICES	9 653	1 841	1 141	551 ESSNTL. OIL, PERFUME, FLAVR	952	2 519	1 577
061 SUGARS, MOLASSES, HONEY	1 017 575	13 110	8 063	553 PERFUMERY, COSMETICS, ETC.	400	331	203
062 SUGAR CONFECTIONERY	440	138	85	554 SOAP, CLEANERS, POLISH, ETC	29 046	7 236	4 478
075 SPICES	247	81	48	562 FERTILIZER, EXCEPT GRP272	296 425	9 228	5 433
081 ANIMAL FEED STUFF	208 864	2 374	1 459	571 POLYMERS OF ETHYLENE	35 348	4 907	3 037
098 EDIBLE PROD. PREPRTNS, NES	508	62	37	572 POLYMERS OF STYRENE	12 815	2 121	1 317
121 TOBACCO, UNMANUFACTURED	768	79	47	573 POLYMERS, VINYL CHLORIDE	29 090	3 840	2 383
211 HIDES, SKINS (EX. FURS), RAW	245	147	92	574 POLYACETAL, POLYCARBONATE	8 563	2 569	1 568
222 OILSEED (SFT. FIX VEG. OIL)	713	101	60	575 OTH. PLASTIC, PRIMARY FORM	49 025	17 680	10 871
223 OILSEED (OTH. FIX. VEG. OIL)	878	128	76	576 PLASTIC WASTE, SCRAP ETC	37 444	9 293	5 793
263 COTTON	31 331	6 799	4 197	581 PLASTIC TUBE, PIPE, HOSE	676	2 598	1 613
268 WOOL, OTHER ANIMAL HAIR	4 111	853	528	582 PLASTIC PLATE, SHEETS, ETC	7 728	4 250	2 620
269 WORN CLOTHING, TEXTL. ARTL	1 052	405	249	591 INSECTICIDES, ETC.	6 697	4 946	3 049
289 PREC. METAL ORES, CONCRTS		1 039	529	592 STARCHES, INULIN, ETC.	4 479	1 208	747
291 CRUDE ANIMAL MATERLS, NES	3 726	11 029	662	593 EXPLOSIVES, PYROTECHNICS	96	230	136
292 CRUDE VEG. MATERIALS, NES	37 439	5 008	6 837	597 PREPDR ADDITIVES, LIQUIDS	43 388	13 321	8 178
512 ALCOHOL, PHENOL, ETC. DERIV	4 946	247	3 095	598 MISC. CHEMICAL PRODS, NES	41 249	15 651	9 653
531 SYNTH. COLOURS, LAKES, ETC.	30	86	161	600 CPL IND PLANT CHAP 69-76	36 724	25 678	15 474
592 STARCHES, INULIN, ETC.	5 750	4 742	212	611 LEATHER	29	133	79
611 LEATHER	6 708	39 852	24 532	621 MATERIALS OF RUBBER	1 557	1 784	1 062
612 MANUFACT. LEATHER ETC, NES	148	317	195	625 RUBBER TYRES, TUBES, ETC.	679	439	276
625 RUBBER TYRES, TUBES, ETC.	80	56	36	629 ARTICLES OF RUBBER, NES	3 091	1 945	1 198
635 WOOD MANUFACTURES, NES	201	154	93	634 VENEERS, PLYWOOD, ETC.	122	77	47
651 TEXTILE YARN	34 298	16 604	9 988	635 WOOD MANUFACTURES, NES	566	215	137
652 COTTON FABRICS, WOVEN	41 908	29 291	17 968	641 PAPER AND PAPERBOARD	128 087	17 678	11 009
653 FABRICS, MAN-MADE FIBRES	24 861	16 033	9 705	642 PAPER, PAPERBOARD, CUT ETC	1 924	801	496
655 KNIT, CROCHET, FABRIC NES	5 271	3 279	2 042	651 TEXTILE YARN	6 959	2 512	1 575
656 TULLE, LACE, EMBROIDRY, ETC	1 047	1 159	724	652 COTTON FABRICS, WOVEN	242	262	159
658 TEXTILE ARTICLES NES	133 323	139 016	85 732	653 FABRICS, MAN-MADE FIBRES	162	241	147
659 FLOOR COVERINGS, ETC.	10 420	39 366	24 154	655 KNIT, CROCHET, FABRIC NES	85	225	135
661 LIME, CEMENT, CONSTR. MATRL	608	285	178	656 TULLE, LACE, EMBROIDRY, ETC	76	224	142
665 GLASSWARE	1 398	848	526	657 SPECIAL YARN, TXTL. FABRIC	532	1 980	1 230
666 POTTERY	242	54	34	659 FLOOR COVERINGS, ETC.	247	300	192
667 PEARLS, PRECIOUS STONES	*	*	34	661 LIME, CEMENT, CONSTR. MATRL	3 020	506	33
693 WIRE PRODUCTS EXCL. ELECT	12 022	1 856	1 119	662 CLAY, REFRCT. CONSTR. MATRL	57 552	5 405	3 351
695 TOOLS	2 670	4 597	2 368	663 MINERAL MANUFACTURES, NES	7 320	5 580	3 484
696 CUTLERY	1 801	5 803	2 972	684 GLASS	5 554	1 444	876
697 HOUSEHOLD EQUIPMENT, NES	470	581	360	685 GLASSWARE	761	793	494
699 MANUFACTS. BASE METAL, NES	203	377	233	686 PEARLS, PRECIOUS STONES	*	766	486
714 ENGINES, MOTORS NON-ELECT	74	95	59	671 PIG IRON, SPIEGELEISN, ETC	25 894	766	486
743 PUMPS NES, CENTRIFUGS ETC	74	75	46	672 INGOTS ETC. IRON OR STEEL	193	313	189
792 AIRCRAFT, ASSOC'D. EQUIPNT	20	127	74	673 FLAT-ROLLED IRON ETC.	403 642	20 372	12 689
813 LIGHTING FIXTURES, ETC, NES	216	170	105	674 FLAT-ROLLED PLATED IRON	309 694	13 599	8 358
821 FURNITURE, CUSHIONS, ETC.	1 857	1 927	1 200	675 FLAT-ROLLED, ALLOY STEEL	30 399	5 871	3 670
831 TRUNK, SUIT-CASES, BAG, ETC	21 020	19 243	11 905	676 IRON, STL. BAR, SHAPES ETC.	25 885	2 233	1 408
841 MENS, BOYS CLOTHING, X-KNIT	44 194	75 163	46 266	677 RAILWAY TRACK IRON, STEEL	56 729	1 365	870
842 WOMEN, GIRL CLOTHING, XKNIT	32 466	57 115	34 681	679 TUBES, PIPES, ETC. IRON, STL	11 542	3 777	2 384
843 MENS, BOYS CLOTHING, KNIT	16 046	22 467	13 781	681 SILVER, PLATINUM, ETC.	7	137	85
844 WOMEN, GIRLS CLOTHING, KNIT	50 712	74 990	45 804	682 COPPER	22 426	9 578	6 166
845 OTHR. TEXTILE APPAREL, NES	61 097	99 863	61 234	683 NICKEL	192	1 155	720
846 CLOTHING ACCESSRS, FABRIC	17 323	16 889	10 409	684 ALUMINIUM	11 507	7 656	4 735
848 CLOTHING, NONTXL; HEADGEAR	28 130	134 927	82 900	685 LEAD	321	78	51
851 FOOTWEAR	6 693	15 727	9 575	691 METALLIC STRUCTURES NES	1 992	1 245	719
872 MEDICAL INSTRUMENTS NES	2 679	22 376	13 788	692 CONTAINERS, STORAGE, TRNSP	861	635	390
874 MEASURE, CONTROL INSTRMNT	6	160	95	693 WIRE PRODUCTS EXCL. ELECT	120	382	238
892 PRINTED MATTER	49	74	41	694 NAILS, SCREWS, NUTS, ETC.	249	459	280
894 BABY CARRIAGE, TOYS, GAMES	22 308	46 147	28 404	695 TOOLS	730	2 049	1 262
895 OFFICE, STATIONERY SUPPLS	117	122	119	696 CUTLERY	72	239	144
896 WORKS OF ART, ANTIQUE ETC	177	122	73	697 HOUSEHOLD EQUIPMENT, NES	96	197	118
897 GOLD, SILVERWARE, JEWEL NES	276	665	409	699 MANUFACTS. BASE METAL, NES	1 972	3 025	1 862
898 MUSICAL INSTRUMENTS, ETC.	219	439	269	700 CPL IND PLANT (84/85/87)	35 134	163 513	99 331
899 MISC MANUFCTRD GOODS NES	60	101	65	711 STEAM GENER. BOILERS, ETC.	573	307	187
EXPORTS	3 693 091	1 104 352	679 852	712 STEAM TURBINES	956	7 040	4 427
001 LIVE ANIMALS	170	1 030	625	713 INTRNL COMBUS PSTN ENGIN	1 522	4 890	3 077
024 CHEESE AND CURD	214	137	87	714 ENGINES, MOTORS NON-ELECT	64	5 664	3 515
041 WHEAT, MESLIN, UNMILLED	1 067 240	15 672	9 560	716 ROTATING ELECTRIC PLANT	5 293	10 113	6 245
058 FRUIT, PRESERVED, PREPARED	98	69	44	718 OTH. POWR. GENRTNG. MACHNRY	30	296	190
061 SUGARS, MOLASSES, HONEY	25 032	1 790	1 114	722 TRACTORS	200	322	185
081 ANIMAL FEED STUFF	37	83	49	723 CIVIL ENGINEERING EQUIPT	7 357	7 148	4 321
098 EDIBLE PROD. PREPRTNS, NES	48	51	32	724 TEXTILE, LEATHER MACHINES	74 153	112 599	69 501
211 HIDES, SKINS (EX. FURS), RAW	2 663	503	310	725 PAPER, PULP MILL MACHINES	1 098	810	499
232 SYNTHETIC RUBBER, ETC.	15 180	3 175	1 935	726 PRINTNG, BOOKBINDNG MACHS	2 565	4 983	3 108
248 WOOD, SIMPLY WORKED	1 836	143	91	727 FOOD-PROCESS. MCH. NON DOM	319	1 798	1 148
251 PULP AND WASTE PAPER	829	51	30	728 OTH. MACH. PTS, SPCL INDUST	6 286	14 598	8 854
263 COTTON	2 175	487	300	731 METAL REMOVAL WORK TOOLS	6 418	2 087	1 292
266 SYNTHETIC FIBRES	16 660	3 879	2 394	733 MACH-TOOLS, METAL-WORKING	1 080	705	450
267 OTHER MAN-MADE FIBRES	6 120	3 601	2 205	735 PARTS, NES, FOR MACH-TOOLS	87	540	329
269 WORN CLOTHING, TEXTL. ARTL	112 844	8 313	5 172	737 METALWORKING MACHNRY NES	79	375	231
273 STONE, SAND AND GRAVEL	4 406	91	54	741 HEATING, COOLING EQUIP, PART	7 735	9 890	6 040
278 OTHER CRUDE MINERALS	40 401	752	462	742 PUMPS FOR LIQUIDS, PARTS	1 383	5 793	3 570
282 FERROUS WASTE AND SCRAP	2 235	69	40	743 PUMPS NES, CENTRIFUGS ETC	3 898	16 575	10 330
285 ALUMINIUM ORE, CONCTR. ETC	1 406	181	115	744 MECHANICAL HANDLING EQUIP	3 052	7 175	4 472
287 ORE, CONCENTR. BASE METALS	1 051	74	47	745 OTH. NONELEC MCH. TOOL, NES	2 914	9 168	5 666
288 NON-FERROUS WASTE, SCRAP	30 334	1 648	999	746 BALL OR ROLLER BEARINGS	1 426	2 711	1 686
291 CRUDE ANIMAL MATERLS, NES	10	89	52	747 TAPS, COCKS, VALVES, ETC.	1 301	4 464	2 824
292 CRUDE VEG. MATERIALS, NES	217	371	229	748 TRANSMISSIONS SHAFTS ETC	4 865	8 771	5 483
334 PETROLEUM PRODUCTS	3 905	926	575	749 NON-ELECT MACH. PARTS, ETC	1 928	3 755	2 365
335 RESIDUAL PETROL. PRODUCTS	2 706	452	277	751 OFFICE MACHINES	89	390	242
431 ANIMAL, VEG. FATS, OILS, NES	1 861	542	337	752 AUTOMATC. DATA PROC. EQUIP	220	3 559	2 208
511 HYDROCARBONS, NES, DERIVTS	2 691	888	535	759 PARTS, FOR OFFICE MACHINS	11	360	227
512 ALCOHOL, PHENOL, ETC. DERIV	118 935	11 040	6 907	763 SOUND RECORDER, PHONOGRPH	2	66	42
513 CARBOXYLIC ACIDS, DERIVTS	69 452	10 837	6 689	764 TELECOMM. EQUIP. PARTS NES	4 145	89 642	54 773
514 NITROGEN-FUNCT. COMPOUNDS	13 195	6 391	3 928	771 ELECT POWER MACHNY, PARTS	757	3 407	2 088
515 ORGANO-INORGANIC COMPNDS	3 947	22 703	13 990	772 ELEC. SWITCH, RELAY, CIRCUT	4 074	19 320	12 006
516 OTHER ORGANIC CHEMICALS	12 665	10 463	6 507	773 ELECTR DISTRIBT. EQPT NES	2 979	4 242	2 586
				774 ELECTRO-MEDCL, XRAY EQUIP	409	10 692	6 728
				775 DOM. ELEC, NON-ELEC. EQUIPT	495	1 156	709
				776 TRANSISTORS, VALVES, ETC.	27	846	517
				778 ELECTRIC. MACH. APPART. NES	4 104	8 899	5 472
				781 PASS. MOTOR VEHCLS. EX. BUS	4 014	18 038	10 944

7 IMPORTS AND EXPORTS (SPECIAL TRADE) BY COUNTRIES OF PRODUCTION AND CONSUMPTION AND BY GROUPS OF THE SITC-REV. III 1994

GROUP DESCRIPTION	DT = 100 KG	1 000 DM	1 000 \$	GROUP DESCRIPTION	DT = 100 KG	1 000 DM	1 000 \$
782 GOODS, SPCL TRANSPORT VEH	4 495	1 082	643	653 FABRICS, MAN-MADE FIBRES	3 160	7 921	4 885
783 ROAD MOTOR VEHICLES NES	1 487	1 031	603	654 OTH. TEXTILE FABRIC, WOVEN	20 289	37 587	23 188
784 PARTS, TRACTORS, MOTOR VEH	2 388	3 955	2 445	655 KNIT, CROCHET, FABRIC NES	532	442	278
786 TRAILERS, SEMI-TRAILR, ETC	1 595	614	378	656 TULLE, LACE, EMBROIDRY, ETC	354	4 909	3 025
791 RAILWAY VEHICLES, EQUIPNT	22	724	438	657 SPECIAL YARN, TXTL, FABRIC	3 392	1 647	1 031
792 AIRCRAFT, ASSOCTD. EQUIPNT	13	2 805	1 725	658 TEXTILE ARTICLES NES	129 138	157 645	97 338
793 SHIP, BOAT, FLOAT, STRUCTRS	12 652	24 230	15 485	659 FLOOR COVERINGS, ETC.	287 250	367 126	225 438
800 CPL IND PLANT CHAP 90/94	42	867	564	661 LIME, CEMENT, CONSTR. MATRL	580 821	29 487	18 285
813 LIGHTNG FIXTURES ETC. NES	53	422	373	662 CLAY, REFRCT. CONSTR. MATRL	278	55	34
821 FURNITURE, CUSHIONS, ETC.	457	624	261	663 MINERAL MANUFACTURES, NES	1 772	1 966	1 227
841 MENS, BOYS CLOTHNG, X-KNIT	35	85	51	664 GLASS	884	245	157
845 OTHR. TEXTILE APPAREL, NES	77	214	127	665 GLASSWARE	18 232	11 796	7 348
846 CLOTHING ACCESSRS, FABRIC	30	120	76	666 POTTERY	933	550	329
848 CLOTHING, NONTXTL; HEADGEAR	27	189	119	667 PEARLS, PRECIOUS STONES	*	*	*
851 FOOTWEAR	1 305	605	371	671 PIG IRON, SPIEGELEISN, ETC	155 948	12 548	7 789
871 OPTICAL INSTRUMENTS, NES	16	429	265	672 INGOTS ETC. IRON OR STEEL	373	114	76
872 MEDICAL INSTRUMENTS NES	1 258	11 003	6 809	676 IRON, STL, BAR, SHAPES ETC.	56 259	17 800	11 114
873 METERS, COUNTERS, NES	122	636	390	678 WIRE OF IRON OR STEEL	6 375	2 463	1 527
874 MEASURE, CONTROL INSTRMNT	719	13 353	8 238	679 TUBES, PIPES, ETC. IRON, STL	5 303	1 615	993
881 PHOTOGRAPH APPAR, ETC. NES	96	571	359	681 SILVER, PLATINUM, ETC.		285	164
882 PHOTO. CINEMATOGRPH. SUPPL	6 027	10 113	6 262	682 COPPER		279	175
884 OPTICAL GOODS NES	5	519	326	684 ALUMINIUM	33 703	8 775	5 534
885 WATCHES AND CLOCKS	8	67	41	689 MISC. NON-FERR. BASE METAL	100	51	33
891 ARMS AND AMMUNITION	71	144	86	691 METALLIC STRUCTURES NES	4 422	797	497
892 PRINTED MATTER	269	670	405	692 CONTAINERS, STORAGE, TRNSP	368	187	121
893 ARTICLES, NES, OF PLASTICS	9 409	1 991	1 226	693 WIRE PRODUCTS EXCL. ELECT	5 683	1 318	802
894 BABY CARRIAGE, TOYS, GAMES	108	362	224	694 NAILS, SCREWS, NUTS, ETC.	17 114	6 761	4 177
895 OFFICE, STATIONERY SUPPLS	890	2 085	1 297	695 TOOLS	32 487	24 609	15 175
897 GOLD, SILVERWARE, JEWEL NES	2	2 686	1 638	696 CUTLERY	430	674	421
898 MUSICAL INSTRUMENTS, ETC.	94	300	182	697 HOUSEHOLD EQUIPMENT, NES	47 061	60 181	37 516
899 MISC MANUFCTRD GOODS NES	159	783	489	699 MANUFACT. BASE METAL, NES	20 653	10 696	6 639
941 COMPL IND PLANT CHAPT 99	1 604	5 472	3 330	712 STEAM TURBINES	19	122	73
INDIA				713 INTRNL COMBUS PSTN ENGIN	8 338	6 887	4 261
IMPORTS	5 670 114	3 494 904	2 150 625	714 ENGINES, MOTORS NON-ELECT	284	36 587	22 482
034 FISH, FRESH, CHILLED, FROZN	741	322	196	716 ROTATING ELECTRIC PLANT	398	1 008	619
036 CRUSTACEANS, MOLLUSCS ETC	16 503	12 563	7 792	718 OTH. POWR. GENRTRNG. MACHNRY	19	183	112
037 FISH ETC. PRPDR, PRSVD. NES	3 908	3 235	2 022	721 AGRIC. MACHINES, EX. TRACTR	220	189	115
042 RICE	29 718	4 834	2 988	723 CIVIL ENGINEERING EQUIPT	226	185	114
054 VEGETABLES	36 615	1 864	1 146	724 TEXTILE, LEATHER MACHINES	2 807	4 280	2 677
056 VEGETABLES, PRPD, PRSVD, NES	15 096	6 353	3 927	725 PAPER, PULP MILL MACHINES	139	160	96
057 FRUIT, NUTS EXCL. OIL NUTS	90 579	73 409	45 300	726 PRINTNG, BOOKBINDNG MACHS	238	666	423
058 FRUIT, PRESERVED, PREPARED	23 717	3 742	2 321	727 FOOD-PROCESS. MCH. NON DM	36	65	41
061 SUGARS, MOLASSES, HONEY	106 227	1 464	867	728 OTH. MACH, PTS, SPCL INDUST	678	1 105	664
071 COFFEE, COFFEE SUBSTITUTE	256 066	80 494	50 217	731 METAL REMOVAL WORK TOOLS	201	257	159
074 TEA AND MATE	73 007	66 609	41 795	733 MACH-TOOLS, METAL-WORKING	22	58	37
075 SPICES	25 141	6 472	3 985	735 PARTS, NES, FOR MACH-TOOLS	489	1 472	906
081 ANIMAL FEED STUFF	8 249	194	118	737 METALWORKING MACHNRY NES	364	259	161
098 EDIBLE PROD. PREPRTNS, NES	885	195	123	741 HEATING, COOLNG EQUIP, PART	101	218	134
121 TOBACCO, UNMANUFACTURED	28 443	12 416	7 616	742 PUMPS FOR LIQUIDS, PARTS	5 564	20 455	12 656
222 OILSEED(SFT. FIX VEG. OIL)	44 770	6 879	4 195	743 PUMPS NES, CENTRIFUGS ETC	3 002	2 512	1 549
223 OILSEED(OTH. FIX. VEG. OIL)	120 423	9 254	5 768	744 MECHANICAL HANDLING EQUIP	1 518	494	308
232 SYNTHETIC RUBBER, ETC.	2 227	181	110	745 OTH. NONELEC MCH, TOOL, NES	448	497	313
248 WOOD, SIMPLY WORKED	575	117	72	746 BALL OR ROLLER BEARINGS	2 949	1 482	931
261 SILK	2 941	3 089	1 892	747 TAPS, COCKS, VALVES, ETC.	2 675	3 711	2 299
263 COTTON	20 857	4 154	2 587	748 TRANSMISSIONS SHAFTS ETC	11 218	4 920	3 067
264 JUTE, OTH. TXTL. BAST FIBR	936	265	163	749 NON-ELECT MACH. PARTS, ETC	534	1 092	681
265 VEGETABLE TEXTILE FIBRES	4 641	376	241	751 OFFICE MACHINES	173	179	116
266 SYNTHETIC FIBRES	1 915	391	251	752 AUTOMATC. DATA PROC. EQUIP	36	254	154
268 WOOL, OTHER ANIMAL HAIR	162	134	81	759 PARTS, FOR OFFICE MACHINS	93	367	225
269 WORN CLOTHING, TXTL, ARTL	2 478	1 360	849	761 TELEVISION RECEIVERS ETC	4 257	9 110	5 619
273 STONE, SAND AND GRAVEL	726 648	30 550	18 891	763 SOUND RECORDER, PHONOGRPH	143	165	100
274 SULPHUR, UNRSTD. IRON PYRS	285	76	50	764 TELECOMM. EQUIP. PARTS NES	864	2 387	1 475
277 NATURAL ABRASIVES, NES	59	30	56	771 ELECT. POWER MACHNY. PARTS	2 213	3 270	2 023
278 OTHER CRUDE MINERALS	239 184	6 231	3 859	772 ELECT. SWITCH, RELAY, CIRCUIT	1 237	7 375	4 584
287 ORE, CONCENTR. BASE METALS	187 779	2 956	1 748	773 ELECTR. DISTRIB. EQPT NES	279	615	378
291 CRUDE ANIMAL MATERLS. NES	41 137	4 287	2 524	774 ELECTRO-MEDCL. XRAY EQUIP	6	144	88
292 CRUDE VEG. MATERIALS, NES	212 359	39 382	24 276	775 TRANSISTORS, VALVES, ETC.	178	1 528	956
333 PETROLEUM OILS, CRUDE	508 140	11 949	7 233	778 ELECTRIC. MACH. APPART. NES	9 136	12 652	7 800
334 PETROLEUM PRODUCTS	216 140	5 977	3 809	781 PASS. MOTOR VEHCLS. EX. BUS	2 933	2 909	1 822
422 FIXED VEG. FAT, OILS, OTHER	145 096	19 302	11 886	784 PARTS, TRACTORS, MOTOR VEH	26 877	5 583	3 470
431 ANIMAL, VEG. FATS, OILS, NES	5 809	1 169	728	785 CYCLES, MOTORCYCLES ETC.	29 760	21 113	12 808
451 HYDROCARBONS, NES, DERIVTS	4 622	1 335	823	786 TRAILERS, SEMI-TRAILR, ETC	209	97	60
512 ALCOHOL, PHENOL, ETC. DERIV	12 682	5 862	3 604	791 RAILWAY VEHICLES. EQUIPNT	65	73	42
513 CARBOXYLIC ACIDS, DERIVTS	7 569	2 476	1 545	792 AIRCRAFT, ASSOCTD. EQUIPNT	6	3 844	2 396
514 NITROGEN-FUNCT. COMPOUNDS	35 215	31 028	19 207	813 LIGHTING FIXTURES ETC. NES	25 678	29 447	18 452
515 ORGAN-INOORGANIC COMPNDS	35 966	36 516	22 264	821 FURNITURE, CUSHIONS, ETC.	5 764	11 866	7 318
516 OTHER ORGANIC CHEMICALS	9 568	12 019	7 405	831 TRUNK, SUIT-CASES, BAG, ETC	37 043	145 805	90 461
522 INORGANIC CHEM. ELEMENTS	49 094	6 674	4 114	841 MENS, BOYS CLOTHNG, X-KNIT	70 940	211 448	129 956
523 METAL. SALTS, INORGAN. ACID	7 211	2 425	1 477	842 WOMEN, GIRL CLOTHNG, XKNIT	77 239	320 046	195 860
524 OTHER CHEMICAL COMPOUNDS	3 507	6 550	4 119	843 MENS, BOYS CLOTHNG, KNIT	15 510	31 077	18 975
531 SYNTH. COLOURS, LAKES, ETC.	13 545	22 882	14 286	844 WOMEN, GIRLS CLOTHNG. KNIT	26 099	59 269	35 817
532 DYEING, TANNING MATERIALS	333	1 100	675	845 OTHR. TEXTILE APPAREL, NES	73 697	193 704	117 842
533 PIGMENTS, PAINTS, ETC.	407	485	299	846 CLOTHING ACCESSRS, FABRIC	10 071	46 802	28 765
541 MEDICINES, ETC. EXC. GRP542	2 265	11 126	6 941	848 CLOTHING, NONTXTL; HEADGEAR	58 155	352 908	216 086
542 MEDICAMENTS	600	1 172	724	851 FOOTWEAR	57 195	213 203	130 519
551 ESSENTL. OIL, PERFUME, FLAVR	2 990	4 269	2 642	871 OPTICAL INSTRUMENTS, NES	15	209	126
553 PERFUMERY, COSMETICS, ETC.	855	1 310	826	872 MEDICAL INSTRUMENTS NES	132	641	393
554 SOAP, CLEANERS, POLISH, ETC	136	106	67	873 METERS, COUNTERS, NES	37	110	71
574 POLYACETAL, POLYCARBONATE	6 124	1 237	790	874 MEASURE, CONTROL INSTRMNT	831	6 621	4 101
575 OTH. PLASTIC, PRIMARY FORM	345	275	168	884 OPTICAL GOODS NES	113	790	487
582 PLASTIC PLATE, SHEETS, ETC	4 394	1 640	1 023	885 WATCHES AND CLOCKS	39	174	110
591 INSECTICIDES, ETC.	480	525	317	891 ARMS AND AMMUNITION	221	583	421
593 EXPLOSIVES, PYROTECHNICS	400	270	173	892 PRINTED MATTER	771	1 145	702
598 MISC. CHEMICAL PRODT. NES	10 893	1 151	741	893 ARTICLES, NES, OF PLASTICS	11 403	4 699	2 900
611 LEATHER	16 611	63 172	39 115	894 BABY CARRIAGE, TOYS, GAMES	11 166	14 076	8 632
612 MANUFACT. LEATHER ETC. NES	6 069	15 512	9 633	895 OFFICE, STATIONERY SUPPLS	2 939	7 874	4 868
621 MATERIALS OF RUBBER	793	430	263	896 WORKS OF ART, ANTIQUE ETC	107	556	350
625 RUBBER TYRES, TUBES, ETC.	5 033	1 583	991	897 GOLD, SILVERWARE, JEWEL NES	3 924	41 192	25 614
629 ARTICLES OF RUBBER, NES	4 277	2 571	1 584	898 MUSICAL INSTRUMENTS, ETC.	2 586	6 852	4 200
634 VENEERS, PLYWOOD, ETC.	650	348	212	899 MISC MANUFCTRD GOODS NES	8 065	9 768	6 015
635 WOOD MANUFACTURES, NES	3 263	2 997	1 858	EXPORTS	15 656 564	3 340 988	2 074 560
641 PAPER AND PAPERBOARD	243	238	152	001 LIVE ANIMALS	15	51	31
642 PAPER, PAPERBOARD, CUT ETC	878	1 093	676	012 OTHER MEAT, MEAT OFFAL	224	76	44
651 TEXTILE YARN	92 710	45 592	27 993	022 MILK AND CREAM	4 567	585	336
652 COTTON FABRICS, WOVEN	65 545	45 822	28 072	054 VEGETABLES	1 016	952	578
				056 VEGETABLES, PRPD, PRSVD, NES	176	58	34

7 IMPORTS AND EXPORTS (SPECIAL TRADE) BY COUNTRIES OF PRODUCTION AND CONSUMPTION AND BY GROUPS OF THE SITC-REV. III 1994

GROUP DESCRIPTION	DT = 100 KG	1 000 DM	1 000 \$	GROUP DESCRIPTION	DT = 100 KG	1 000 DM	1 000 \$
061 SUGARS,MOLASSES,HONEY	150 206	10 321	6 387	694 NAILS, SCREWS,NUTS,ETC.	853	2 627	1 615
073 CHOCOLATE,OTH.COCOA PREP	241	138	91	695 TOOLS	11 865	20 882	12 963
081 ANIMAL FEED STUFF	1 683	708	436	697 HOUSEHOLD EQUIPMENT,NES	90	110	71
098 EDIBLE PROD.PREPRNTS,NES	110	86	40	699 MANUFACTS.BASE METAL,NES	15 696	20 300	12 405
112 ALCOHOLIC BEVERAGES	1 803	576	357	700 CPL IND PLANT (84/85/87)	31 814	137 863	84 869
211 HIDES,SKINS(EX.FURS),RAW	11 356	3 837	2 370	711 STEAM GENER. BOILERS,ETC.	234	471	290
232 SYNTHETIC RUBBER, ETC.	75 822	13 669	8 492	712 STEAM TURBINES	8 143	40 057	25 306
247 WOOD ROUGH,ROUGH SQUARED	3 155	230	182	713 INTRNL COMBUS PSTN ENGIN	3 173	23 522	14 724
248 WOOD, SIMPLY WORKED	49	48	31	714 ENGINES,MOTORS NON-ELECT	9 959	63 037	38 815
251 PULP AND WASTE PAPER	62 534	1 188	721	716 ROTATING ELECTRIC PLANT	9 543	27 135	17 011
261 SILK	61	149	90	717 OTH.POWR.GENRTNG.MACHNRY	2 171	10 557	6 378
263 COTTON	15 185	4 713	2 933	721 AGRIC.MACHINES,EX.TRACTR	739	1 368	858
265 VEGETABLE TEXTILE FIBRES	4 932	1 319	815	722 TRACTORS	400	624	399
266 SYNTHETIC FIBRES	38 294	8 536	5 406	723 CIVIL ENGINEERING EQUIPT	18 818	33 862	21 077
267 OTHER MAN-MADE FIBRES	777	197	122	724 TEXTILE,LEATHER MACHINES	131 549	365 787	227 310
268 WOOL, OTHER ANIMAL HAIR	1 662	1 562	955	725 PAPER,PULP MILL MACHINES	26 598	85 169	53 866
269 WORN CLOTHING,TEXTL.ARTL	29 223	2 415	1 524	726 PRINTNG,BOOKBINDNG MACHS	15 495	37 188	23 056
273 STONE, SAND AND GRAVEL	7 474	67	41	727 FOOD-PROCESS.MCH.NON DDM	1 529	9 114	5 767
274 SULPHUR,UNRSTD.IRON PYRS	2 172	522	327	728 OTH.MACH.PTS,SPCL INDUST	54 346	183 614	115 258
277 NATURAL ABRASIVES, NES	12	3 650	2 275	731 METAL REMOVAL WORK TOOLS	88 649	59 997	37 251
278 OTHER CRUDE MINERALS	18 577	1 111	664	733 MACH-TOOLS,METAL-WORKING	69 251	71 846	44 271
282 FERROUS WASTE AND SCRAP	239 823	6 400	3 821	735 PARTS,NES,FOR MACH-TOOLS	7 463	16 118	10 076
285 ALUMINIUM ORE,CONCTR.ETC	12 211	1 388	872	737 METALWORKING MACHNRY NES	38 539	51 474	31 176
288 NON-FERROUS WASTE, SCRAP	55 654	8 233	4 909	741 HEATING,COOLNG EQUIP,PART	17 369	55 429	33 943
291 CRUDE ANIMAL MATERLS,NES	761	1 460	282	742 PUMPS FOR LIQUIDS,PARTS	6 027	34 301	21 336
292 CRUDE VEG.MATERIALS, NES	1 314	1 845	1 137	743 PUMPS NES,CENTRIFUGS ETC	11 579	72 870	45 224
334 PETROLEUM PRODUCTS	39 235	5 966	3 714	744 MECHANICAL HANDLNG EQUIP	7 598	18 131	11 357
335 RESIDUAL PETROL. PRODUCTS	108 470	12 161	7 232	745 OTH.NONELEC MCH,TOOL,NES	21 785	54 312	34 012
411 ANIMAL OILS AND FATS	404	166	102	746 BALL DR ROLLER BEARINGS	11 388	32 007	19 973
421 FIXED VEG.FAT.OILS, SOFT	2 622	393	257	747 TAPS,COCKS,VALVES,ETC.	2 585	19 396	12 080
422 FIXED VEG.FAT.OILS,OTHER	116	90	53	748 TRANSMISSIONS SHAFTS ETC	18 581	41 492	25 812
431 ANIMAL,VEG.FATS.OILS,NES	2 681	870	537	749 NON-ELECT MACH.PARTS,ETC	10 102	20 354	12 600
511 HYDROCARBONS,NES,DERIVTS	35 952	5 995	3 765	751 OFFICE MACHINES	24	122	76
512 ALCOHOL,PHENOL,ETC.DERIV	106 004	26 928	16 975	752 AUTOMATC.DATA PROC.EQUIP	342	8 436	5 269
513 CARBOXYLIC ACIDS,DERIVTS	218 012	42 243	26 505	759 PARTS,FOR OFFICE MACHINS	450	5 313	3 346
514 NITROGEN-FUNCT.COMPOUNDS	79 026	62 169	38 498	761 TELEVISION RECEIVERS ETC	36	313	194
515 ORGAN-INOORGANIC COMPNDS	30 805	36 540	22 724	763 SOUND RECORDER,PHONOGRPH	5	205	128
516 OTHER ORGANIC CHEMICALS	44 519	19 483	12 142	764 TELECOMM.EQUIP.PARTS NES	3 393	37 010	23 203
522 INORGANIC CHEM.ELEMENTS	67 888	19 383	11 995	771 ELECT POWR MACHNY.PARTS	2 417	13 291	8 199
523 METAL.SALTS,INORGAN.ACID	43 180	6 086	3 764	772 ELEC.SWITCH.RELAY.CIRCUT	4 973	55 464	34 505
524 OTHER CHEMICAL COMPOUNDS	4 081	3 122	1 948	773 ELECTR DISTRIB.EQPT NES	16 537	18 730	11 958
525 RADIO-ACTIVE MATERIALS	17	139	84	774 ELECTRO-MEDCL.XRAY EQUIP	2 827	51 397	31 987
531 SYNTH.COLOURS,LAKES,ETC.	4 712	21 750	13 464	775 DDM.ELEC.NON-ELEC.EQUIPT	577	1 509	951
532 DYEING,TANNING MATERIALS	7 302	2 373	1 470	776 TRANSISTORS,VALVES,ETC.	1 001	15 259	9 367
533 PIGMENTS, PAINTS, ETC.	18 001	10 834	6 708	778 ELECTRIC.MACH.APPART.NES	25 875	32 164	19 972
541 MEDICINES,ETC.EXC.GRP542	5 573	38 583	24 175	781 PASS.MOTOR VEHCLS.EX.BUS	1 896	7 762	4 804
542 MEDICAMENTS	2 118	11 359	7 098	782 GOODS,SPCL TRANSPORT VEH	6 053	7 291	4 459
551 ESSNTL.OIL,PERFUME,FLAVR	318	942	577	784 PARTS,TRACTORS,MOTOR VEH	15 528	29 682	18 306
553 PERFUMERY,COSMETICS,ETC.	198	481	301	785 CYCLES,MOTORCYCLES ETC.	604	1 548	974
554 SOAP,CLEANERS,POLISH,ETC	21 266	7 314	4 554	786 TRAILERS,SEMI-TRAILR,ETC	2 491	2 167	1 371
562 FERTILIZER,EXCEPT GRP272	6 093 632	81 078	49 539	791 RAILWAY VEHICLES.EQUIPNT	109	492	308
571 POLYMERS OF ETHYLENE	114 501	14 189	8 929	792 AIRCRAFT,ASSOCTD.EQUIPNT	473	34 351	21 480
572 POLYMERS OF STYRENE	3 410	745	450	793 SHIP,BOAT,FLOAT.STRUCTRS	2 291 400	64 612	39 883
573 POLYMERS,VINYL CHLORIDE	58 503	7 767	4 809	800 CPL IND PLANT CHAP 90/94	235	2 007	1 227
574 POLYACETAL,POLYCARBONATE	34 237	12 415	7 692	813 LIGHTNG FIXTURES ETC.NES	167	1 435	887
575 OTH.PLASTIC,PRIMARY FORM	43 763	19 041	11 831	821 FURNITURE,CUSHIONS,ETC.	1 629	2 147	1 324
579 PLASTIC WASTE, SCRAP ETC	50 654	2 134	1 306	831 TRUNK,SUIT-CASES,BAG,ETC	39	259	157
581 PLASTIC TUBE,PIPE,HOSE	2 314	5 548	3 401	842 WOMEN,GIRL CLOTHNG,XKNIT	7	160	93
582 PLASTIC PLATE,SHEETS,ETC	12 655	13 543	8 368	846 CLOTHING ACCESSRS,FABRIC	8	91	55
583 MONOFILAMENT OF PLASTICS	101	195	123	848 CLOTHNG,NONTXTL;HEADGEAR	75	459	283
591 INSECTICIDES, ETC.	465	581	359	851 FOOTWEAR	4 983	7 243	4 438
592 STARCHES,INULIN,ETC.	1 022	671	411	871 OPTICAL INSTRUMENTS,NES	125	6 264	3 873
593 EXPLOSIVES,PYROTECHNICS	34	94	57	872 MEDICAL INSTRUMENTS NES	551	20 991	13 028
597 PREPRD ADDITIVES,LIQUIDS	35 453	13 682	8 477	873 METERS,COUNTERS,NES	50	1 318	823
598 MISC.CHEMICAL PRDCTS,NES	116 533	35 593	22 115	874 MEASURE,CONTROL INSTRMNT	4 999	97 324	60 189
600 CPL IND PLANT CHAP 69-76	3 182	191	112	881 PHOTOGRAPH APPAR.ETC.NES	178	2 816	1 750
611 LEATHER	4 325	10 573	6 543	882 PHOTO.CINEMATOGPH.SUPPL	7 131	9 631	6 020
613 FURSKINS,TANNED,DRESSED	109	424	260	884 OPTICAL GOODS NES	57	5 528	3 447
621 MATERIALS OF RUBBER	1 646	2 275	1 408	885 WATCHES AND CLOCKS	88	1 255	770
625 RUBBER TYRES,TUBES,ETC.	122	225	143	891 ARMS AND AMMUNITION	46	173	100
629 ARTICLES OF RUBBER, NES	2 055	4 521	2 828	892 PRINTED MATTER	1 664	12 339	7 785
634 VENEERS, PLYWOOD, ETC.	932	383	242	893 ARTICLES,NES,OF PLASTICS	3 951	7 655	4 717
635 WOOD MANUFACTURES, NES	246	132	85	894 BABY CARRIAGE,TOYS,GAMES	26	100	60
641 PAPER AND PAPERBOARD	199 101	24 329	15 308	895 OFFICE,STATIONERY SUPPLS	1 786	4 386	2 730
642 PAPER,PAPERBOARD,CUT ETC	8 602	4 061	2 507	897 GOLD,SILVERWARE, JEWEL NES	5	6 109	3 768
651 TEXTILE YARN	10 244	5 500	3 400	898 MUSICAL INSTRUMENTS,ETC.	324	2 612	1 619
652 COTTON FABRICS, WOVEN	519	1 224	768	899 MISC MANUFCTRD GOODS NES	891	4 310	2 669
653 FABRICS,MAN-MADE FBRES	913	2 085	1 308	941 COMPL IND PLANT CHAPT 99	8 406	10 612	6 438
654 OTH.TEXTILE FABRIC,WOVEN	801	1 675	1 062	971 GOLD,NONINDY EXCL ORES	1 044	1 044	637
655 KNIT.CROCHET.FABRIC NES	898	1 233	760				
656 TULLE,LACE,EMBROIDRY.ETC	285	1 938	1 204				
657 SPECIAL YARN,TXTL.FABRIC	4 065	12 759	7 973				
658 TEXTILE ARTICLES NES	18	107	69				
659 FLOOR COVERINGS, ETC.	81	66	41				
662 CLAY,REFRCT.CONSTR.MATRL	86 228	12 700	7 690				
663 MINERAL MANUFACTURES,NES	13 853	14 951	9 254				
664 GLASS	13 662	9 452	5 812				
665 GLASSWARE	2 083	3 321	2 067				
667 PEARLS,PRECIOUS STONES	*	*	*				
671 PIG IRON,SPIEGELEISN,ETC	2 294	970	614				
672 INGOTS ETC.IRON OR STEEL	16 708	1 502	962				
673 FLAT-ROLLED IRON ETC.	2 753 296	169 909	105 227				
674 FLAT-ROLLED PLATED IRON	219 584	17 077	10 630				
675 FLAT-ROLLED, ALLOY STEEL	595 549	88 504	55 667				
676 IRON, STL.BAR,SHAPES ETC.	161 621	14 218	8 925				
677 RAILWAY TRACK IRON,STEEL	3 971	1 498	946				
678 WIRE OF IRON OR STEEL	4 648	2 893	1 787				
679 TUBES,PIPES,ETC.IRON,STL	265 550	45 534	28 103				
681 SILVER,PLATINUM,ETC.	11	797	493				
682 COPPER	22 984	17 190	10 669				
683 NICKEL	1 291	3 241	1 993				
684 ALUMINIUM	26 245	8 927	5 591				
686 ZINC	67	60	40				
687 TIN	54	198	125				
689 MISC.NON-FERR.BASE METAL	367	3 450	2 147				
691 METALLIC STRUCTURES NES	3 443	2 415	1 482				
692 CONTAINERS,STORAGE,TRNSP	2 982	1 924	1 193				
693 WIRE PRODUCTS EXCL.ELECT	2 746	1 522	967				
				BANGLADESH			
				IMPORTS	376 863	512 402	316 881
				034 FISH,FRESH,CHILLED,FROZN	480	269	162
				036 CRUSTACEANS,MOLLUSCS ETC	21 790	42 210	25 957
				037 FISH ETC.PRPD,PRSTD.NES	353	524	329
				054 VEGETABLES	206	74	41
				121 TOBACCO, UNMANUFACTURED	1 070	396	244
				264 JUTE,OTH.TEXTL.BAST FIBR	9 572	486	301
				291 CRUDE ANIMAL MATERLS,NES	256	61	37
				292 CRUDE VEG.MATERIALS, NES	115	63	40
				611 LEATHER	2 025	6 457	3 984
				651 TEXTILE YARN	34 342	4 950	3 071
				654 OTH.TEXTILE FABRIC,WOVEN	6 028	896	532
				657 SPECIAL YARN,TXTL.FABRIC	34 76	116	71
				658 TEXTILE ARTICLES NES	34 443	7 964	4 878
				659 FLOOR COVERINGS, ETC.	46	181	106
				675 FLAT-ROLLED, ALLOY STEEL	198	60	38
				696 CUTLERY	222	252	152
				716 ROTATING ELECTRIC PLANT	34	49	31
				776 TRANSISTORS,VALVES,ETC.	232	143	138
				778 ELECTRIC.MACH.APPART.NES	32	225	138
				831 TRUNK,SUIT-CASES,BAG,ETC	80	175	111

7 IMPORTS AND EXPORTS (SPECIAL TRADE) BY COUNTRIES OF PRODUCTION AND CONSUMPTION AND BY GROUPS OF THE SITC-REV. III 1994

GROUP DESCRIPTION	DT = 100 KG	1 000 DM	1 000 \$	GROUP DESCRIPTION	DT = 100 KG	1 000 DM	1 000 \$
845 OTHR.TEXTILE APPAREL,NES	105 817	165 654	102 120	793 SHIP,BOAT,FLOAT,STRUCTRS	2 171 080	61 406	39 063
846 CLOTHING ACCESSRS,FABRIC	932	1 554	942	800 CPL IND PLANT CHAP 90/94		63	38
848 CLOTHING,NONXTL;HEADGEAR	152	634	393	813 LIGHTNG FIXTURES ETC,NES		68	41
851 FOOTWEAR	3 349	4 907	2 934	845 OTHR.TEXTILE APPAREL,NES		13	49
852 PRINTED MATTER	21	110	66	871 OPTICAL INSTRUMENTS,NES		3	130
893 ARTICLES,NES,OF PLASTICS	3 690	828	522	872 MEDICAL INSTRUMENTS NES		59	905
894 BABY CARRIAGE,TOYS,GAMES	115	194	124	873 METERS,COUNTERS,NES		18	184
898 MUSICAL INSTRUMENTS,ETC.	25	76	47	874 MEASURE,CONTROL INSTRMNT		106	2 372
899 MISC MANUFCTRD GOODS NES	445	326	200	881 PHOTOGRAPH APPAR.ETC.NES		31	816
				882 PHOTG.CINEMATOGRRPH.SUPPL		224	292
EXPORTS	2 728 543	253 189	159 125	884 OPTICAL GOODS NES			60
001 LIVE ANIMALS	2	80	46	891 ARMS AND AMMUNITION		74	181
061 SUGARS,MOLASSES,HONEY	21 924	1 332	837	892 PRINTED MATTER		378	1 603
081 ANIMAL FEED STUFF	12 635	959	604	893 ARTICLES,NES,OF PLASTICS		231	349
098 EDIBLE PROD.PREPRTRS,NES	138	65	37	895 OFFICE,STATIONERY SUPPLS		807	1 538
112 ALCOHOLIC BEVERAGES	315	74	46	899 MISC MANUFCTRD GOODS NES		5	51
232 SYNTHETIC RUBBER, ETC.	3 675	690	414				
263 COTTON	8 685	2 306	1 420	MALDIVES			
267 OTHER MAN-MADE FIBRES	743	457	290	IMPORTS	15 891	9 606	5 977
273 STONE, SAND AND GRAVEL	10 977	328	204				
278 OTHER CRUDE MINERALS	20 610	195	121	037 FISH ETC.PREPD,PRSDV.NES	14 185	6 484	4 071
334 PETROLEUM PRODUCTS	1 265	211	139	841 MENS,BOYS CLOTHNG,X-KNIT		62	109
335 RESIDUAL PETROL PRODUCTS	803	121	72	843 MENS,BOYS CLOTHING,KNIT		86	185
431 ANIMAL,VEG.FATS,OILS,NES	204	65	42	844 WOMEN,GIRLS CLOTHNG,KNIT		263	718
511 HYDROCARBONS,NES,DERIVTS	264	102	60	845 OTHR.TEXTILE APPAREL,NES		847	1 841
512 ALCOHOL,PHENOL,ETC.DERIV	16 193	2 193	1 379				
513 CARBOXYLIC ACIDS,DERIVTS	16 819	2 913	1 817	EXPORTS	29 128	6 608	4 088
514 NITROGEN-FUNCT.COMPOUNDS	699	625	384				
515 ORGANIC-INORGANIC COMPNDS	383	1 794	1 106	046 MEAL,FLOUR OF WHEAT,MSLN	24 940	870	529
516 OTHER ORGANIC CHEMICALS	834	988	617	112 ALCOHOLIC BEVERAGES		331	51
522 INORGANIC CHEM.ELEMENTS	86 359	4 859	2 999	553 PERFUMERY,COSMETICS,ETC.		417	877
523 METAL.SALTS,INORGAN.ACID	11 368	1 660	1 012	713 INTRNL COMBUS PSTN ENGIN		24	63
531 SYNTH.COLOURS,LAKES,ETC.	2 227	4 654	2 877	724 TEXTILE,LEATHER MACHINES		19	85
532 DYEING,TANNING MATERIALS	19 813	3 733	2 305	728 OTH.MACH,PTS,SPCL INDUST		27	354
533 PIGMENTS,PAINTS,ETC.	8 950	3 680	2 277	741 HEATING,COOLNG EQUIP,PART		9	56
541 MEDICINES,ETC.EXC.GRP542	2 521	13 021	8 030	743 PUMPS NES,CENTRIFUGS ETC		70	441
542 MEDICAMENTS	2 851	8 955	5 707	744 MECHANICAL HANDLING EQUIP		26	52
551 ESSNTL.OIL,PERFUME,FLAVR	319	917	563	747 TAPS,COCKS,VALVES,ETC.		25	122
554 SOAP,CLEANERS,POLISH,ETC	5 120	1 260	778	772 ELEC.SWITCH,RELAY,CIRCUT		18	173
562 FERTILIZER,EXCEPT GRP272	1 117	125	77	784 PARTS,TRACTORS,MOTOR VEH		9	103
571 POLYMERS OF ETHYLENE	15 559	1 639	1 023	786 TRAILERS,SEMI-TRAILR,ETC		148	84
572 POLYMERS OF STYRENE	1 440	231	149	792 AIRCRAFT,ASSOCTD.EQUIPNT		2	147
573 POLYMERS,VINYL CHLORIDE	114	78	48	793 SHIP,BOAT,FLOAT,STRUCTRS		11	68
574 POLYACETAL,POLYCARBONATE	195	51	32	874 MEASURE,CONTROL INSTRMNT		1	71
575 OTH.PLASTIC PRIMARY FORM	15 785	3 529	2 195	885 WATCHES AND CLOCKS			53
581 PLASTIC TUBE,PIPE,HOSE	12	116	68	892 PRINTED MATTER		129	363
582 PLASTIC PLATE,SHEETS,ETC	5 982	2 660	1 669	894 BABY CARRIAGE,TOYS,GAMES		72	162
591 INSECTICIDES, ETC.	1 991	1 294	809	895 OFFICE,STATIONERY SUPPLS			620
592 STARCHES,INULIN,ETC.	11 715	806	367	941 COMPL IND PLANT CHAPT 99		392	316
597 PREPRD ADDITIVES,LIQUIDS	7 154	1 505	928				
598 MISC.CHEMICAL PRDTS,NES	8 869	3 467	2 144	SRI LANKA			
629 ARTICLES OF RUBBER, NES	62	124	80	IMPORTS	822 538	477 470	296 052
641 PAPER AND PAPERBOARD	53 661	2 681	1 661				
642 PAPER,PAPERBOARD,CUT ETC	345	122	79	034 FISH,FRESH,CHILLED,FROZN	558	1 321	816
651 TEXTILE YARN	220	317	197	035 FISH,DRIED,SALTED,SMOKED		93	61
656 TULLE,LACE,EMBROIDRY,ETC	9	89	54	036 CRUSTACEANS,MOLLUSCS ETC	223	515	307
657 SPECIAL YARN,TXTL.FABRIC	508	679	424	037 FISH ETC.PREPD,PRSDV.NES	477	259	161
658 TEXTILE ARTICLES NES	52	71	45	042 RICE	448	49	30
662 CLAY,REFRCT.CONSTR.MATRL	1 110	316	199	045 OTHER CEREALS, UNMILLED	47	76	49
663 MINERAL MANUFACTURES,NES	2 159	234	145	047 OTHER CEREAL MEAL,FLOURS	556	76	44
664 GLASS	2 856	837	513	054 VEGETABLES	337	219	126
665 GLASSWARE	727	317	196	057 FRUIT,NUTS EXCL.OIL NUTS	57 728	8 081	5 056
673 FLAT-ROLLED IRON ETC.	77 672	4 946	2 945	058 FRUIT,PRESERVED,PREPARED		343	91
674 FLAT-ROLLED PLATED IRON	25 422	2 708	1 742	071 COFFEE,COFFEE SUBSTITUTE	3 251	831	516
679 TUBES,PIPES,ETC. IRON,STL	13 333	1 276	783	074 TEA AND MATE	58 630	30 339	18 812
682 COPPER	419	232	144	075 SPICES	3 300	2 067	1 268
684 ALUMINIUM	581	487	306	076 TOBACCO, UNMANUFACTURED	8 092	6 479	4 021
692 CONTAINERS,STORAGE,TRNSP	125	325	209	121 NATURAL RUBBER, ETC.	48 586	8 466	5 217
693 WIRE PRODUCTS EXCL.ELECT	1 745	513	314	233 COTTON	253	50	31
695 TODDS	229	470	293	265 VEGETABLE TEXTILE FIBRES	137 724	8 450	5 240
699 MANUFACTS.BASE METAL,NES	431	467	293	278 OTHER CRUDE MINERALS	1 674	478	294
700 CPL IND PLANT (84/85/87)	4	297	175	287 ORE,CONCENTR.BASE METALS	271 797	3 049	1 982
711 STEAM GENER,BOILERS,ETC.	371	467	292	291 CRUDE ANIMAL MATERLS,NES	3 763	758	469
712 STEAM TURBINES	2	112	71	292 CRUDE VEG.MATERIALS, NES	10 524	3 386	2 068
713 INTRNL COMBUS PSTN ENGIN	29	101	61	551 ESSNTL.OIL,PERFUME,FLAVR	3 99	366	225
714 ENGINES,MOTORS NON-ELECT	1	54	36	598 MISC.CHEMICAL PRDTS,NES	3 611	750	474
716 ROTATING ELECTRIC PLANT	317	1 263	782	621 MATERIALS OF RUBBER	8 533	1 356	839
718 OTH.POWR.GENRTNG.MACHNRY	1	51	31	625 RUBBER TYRES,TUBES,ETC.	27 885	10 537	6 553
722 TRACTORS	275	363	234	629 ARTICLES OF RUBBER, NES	15 947	6 784	4 167
723 CIVIL ENGINEERING EQUIPT	1 615	2 437	1 558	635 WOOD MANUFACTURES, NES	12 121	2 907	1 794
724 TEXTILE,LEATHER MACHINES	11 891	30 968	19 706	642 PAPER,PAPERBOARD,CUT ETC	107	145	87
725 PAPER,PULP MILL MACHINES	21 833	3 408	2 182	651 TEXTILE YARN	5 964	2 045	1 257
726 PRINTNG,BOOKBINDNG MACHS	839	1 594	967	652 COTTON FABRICS, WOVEN	629	602	386
727 FOOD-PROCESS.MCH.NON DOM	26	248	152	653 FABRICS,MAN-MADE FIBRES	3 851	4 180	2 614
728 OTH.MACH,PTS,SPCL INDUST	702	4 438	2 754	654 OTH.TEXTILE FABRIC,WOVEN	23	65	38
735 PARTS,NES,FOR MACH-TOOLS	5	71	46	657 SPECIAL YARN,TXTL.FABRIC	69	184	118
737 METALWORKING MACHNRY NES	3	52	32	658 TEXTILE ARTICLES NES	1 250	1 928	1 175
741 HEATING,COOLNG EQUIP,PART	1 678	3 633	2 295	659 FLOOR COVERINGS, ETC.	3 621	1 294	788
742 PUMPS FOR LIQUIDS,PARTS	20	264	162	661 LIME,CEMENT,CONSTR.MATRL	1 159	1 175	110
743 PUMPS NES,CENTRIFUGS ETC	167	1 239	788	662 CLAY,REFRCT.CONSTR.MATRL	5 796	474	303
744 MECHANICAL HANDLING EQUIP	489	948	574	666 POTTERY	3 127	4 396	2 702
745 OTH.NONELEC MCH,TOOL,NES	611	2 813	1 733	667 PEARLS,PRECIOUS STONES			
746 BALL OR ROLLER BEARINGS	11	87	53	695 TOOLS	3	264	172
747 TAPS,COCKS,VALVES,ETC.	28	255	154	697 HOUSEHOLD EQUIPMENT,NES	66	74	44
748 TRANSMISSIONS SHAFTS ETC	72	430	266	699 MANUFACTS.BASE METAL,NES	124	951	583
749 NON-ELECT MACH,PARTS,ETC	50	549	346	714 ENGINES,MOTORS NON-ELECT	108	13 979	9 049
752 AUTOMATC.DATA PROC.EQUIP	10	119	77	723 CIVIL ENGINEERING EQUIPT	291	193	127
763 SOUND RECORDER,PHONOGRPH	14	91	58	728 OTH.MACH,PTS,SPCL INDUST		167	106
764 TELECOMM.EQUIP,PARTS NES	428	3 966	2 558	742 PUMPS FOR LIQUIDS,PARTS	3	48	31
771 ELECT POWR MACHNRY,PARTS	160	325	199	744 MECHANICAL HANDLING EQUIP	39	157	98
772 ELEC.SWITCH,RELAY,CIRCUT	277	2 103	1 302	745 OTH.NONELEC MCH,TOOL,NES	97	2 077	1 278
773 ELECTR DISTRIBT.EQPT NES	788	692	302	749 NON-ELECT MACH,PARTS,ETC	7	139	89
774 ELECTRO-MEDCL,XRAY EQUIP	32	469	419	752 AUTOMATC.DATA PROC.EQUIP	2	142	86
778 ELECTRIC.MACH.APPART,NES	125	969	577	759 PARTS,FOR OFFICE MACHINS	1	118	76
781 PASS.MOTOR VEHCLS.EX,BUS	324	1 368	854	764 TELECOMM.EQUIP,PARTS NES	44	773	478
784 PARTS,TRACTORS,MOTOR VEH	25	173	105	771 ELECT POWR MACHNRY,PARTS	399	593	367
791 RAILWAY VEHICLES.EQUIPNT	4 993	24 367	15 546				

7 IMPORTS AND EXPORTS (SPECIAL TRADE) BY COUNTRIES OF PRODUCTION AND CONSUMPTION AND BY GROUPS OF THE SITC-REV. III 1994

GROUP DESCRIPTION	DT = 100 KG	1 000 DM	1 000 \$	GROUP DESCRIPTION	DT = 100 KG	1 000 DM	1 000 \$
772 ELEC. SWITCH. RELAY. CIRCUIT	57	677	422	696 CUTLERY	12	106	64
776 TRANSISTORS, VALVES, ETC.		131	83	697 HOUSEHOLD EQUIPMENT, NES	86	81	50
778 ELECTRIC. MACH. APPART. NES	1 961	27 976	17 499	698 MANUFACTS. BASE METAL, NES	434	1 236	769
785 CYCLES, MOTORCYCLES ETC.	251	178	113	700 CPL IND PLANT (84/85/87)	598	2 827	1 779
792 AIRCRAFT, ASSOCTD. EQUIPNT	1	387	236	711 STEAM GENER. BOILERS, ETC.	377	524	314
813 LIGHTING FIXTURES ETC. NES	906	1 276	787	712 STEAM TURBINES	4	396	253
821 FURNITURE, CUSHIONS, ETC.	1 626	922	563	713 INTRNL COMBUS PSTN ENGIN	161	1 241	771
831 TRUNK, SUIT-CASES, BAG, ETC	118	387	244	714 ENGINES, MOTORS NON-ELECT	6	896	577
841 MENS, BOYS CLOTHING, X-KNIT	25 680	77 976	48 172	716 ROTATING ELECTRIC PLANT	1 356	2 048	1 253
842 WOMEN, GIRL CLOTHING, XKNIT	13 577	66 297	40 728	718 OTH. POWR. GENRTRNG. MACHNRY	25	497	318
843 MENS, BOYS CLOTHING, KNIT	3 391	8 316	5 150	723 CIVIL ENGINEERING EQUIPT	355	374	221
844 WOMEN, GIRLS CLOTHING, KNIT	1 995	7 665	4 741	724 TEXTILE, LEATHER MACHINES	8 388	13 018	7 984
845 OTHR. TEXTILE APPAREL, NES	17 297	48 543	30 130	725 PAPER, PULP MILL MACHINES	135	580	352
846 CLOTHING ACCESSRS, FABRIC	19 008	54 149	33 686	726 PRINTNG, BOOKBINDNG MACHS	480	1 632	1 071
848 CLOTHING, NONXTL, HEADGEAR	8 557	15 056	9 364	727 FOOD-PROCESS. MCH. NON DOM	928	1 189	762
851 FOOTWEAR	4 048	5 120	3 053	728 OTH. MACH. PTS, SPLC INDUSTR	5 127	8 465	5 114
873 METERS, COUNTERS, NES		76	50	731 METAL REMOVAL WORK TOOLS	811	1 426	852
892 PRINTED MATTER	66	145	89	733 MACH-TOOLS, METAL-WORKING	228	91	57
893 ARTICLES, NES, OF PLASTICS	3 062	2 054	1 284	735 PARTS, NES, FOR MACH-TOOLS	23	183	109
894 BABY CARRIAGE, TOYS, GAMES	4 638	12 259	7 622	737 METALWORKING MACHNRY NES	23	63	40
897 GOLD, SILVERWARE, JEWEL NES	26	3 604	2 236	741 HEATING, COOLNG EQUIP, PART	551	1 245	758
899 MISC MANUFACTRD GOODS NES	9 553	5 609	3 458	742 PUMPS FOR LIQUIDS, PARTS	148	630	427
				743 PUMPS NES, CENTRIFUGS ETC	272	1 503	919
EXPORTS	373 094	239 396	148 261	744 MECHANICAL HANDLING EQUIP	1 272	2 768	1 754
001 LIVE ANIMALS	15	230	143	745 OTH. NONELEC MCH, TOOL, NES	624	2 735	1 688
022 MILK AND CREAM	2 081	528	347	746 BALL OR ROLLER BEARINGS	20	138	88
048 CEREAL PREPARATIONS	157	151	96	747 TAPS, COCKS, VALVES, ETC.	275	2 165	1 359
054 VEGETABLES	6 966	1 034	658	748 TRANSMISSIONS SHAFTS ETC	98	491	305
061 SUGARS, MOLASSES, HONEY	26 416	1 164	712	749 NON-ELECT MACH. PARTS, ETC	512	1 115	681
062 SUGAR CONFECTIONERY	107	98	64	751 OFFICE MACHINES	29	338	204
073 CHOCOLATE, OTH. COCOA PREP	584	700	442	752 AUTOMATC. DATA PROC. EQUIP	101	1 865	1 157
081 ANIMAL FEED STUFF	32	55	32	759 PARTS, FOR OFFICE MACHINS	19	630	385
098 EDIBLE PROD. PREPRNTS, NES	245	198	119	763 SOUND RECORDER, PHONOGRPH	4	78	50
112 ALCOHOLIC BEVERAGES	2 385	1 826	1 152	754 TELECOMM. EQUIP. PARTS NES	154	3 882	2 469
121 TOBACCO, UNMANUFACTURED	2 218	3 249	2 002	771 ELECT POWER MACHNRY. PARTS	936	766	480
232 SYNTHETIC RUBBER, ETC.	2 830	703	438	772 ELEC. SWITCH. RELAY. CIRCUIT	498	2 597	1 623
263 COTTON	2 001	569	363	773 ELECTR. DISTRIB. EQPT NES	100	208	133
273 STONE, SAND AND GRAVEL	9 612	262	162	774 ELECTRO-MEDCL. XRAY EQUIP	58	763	489
278 OTHER CRUDE MINERALS	3 623	105	65	775 DOM. ELEC. NON-ELEC. EQUIPT	87	283	172
287 ORE, CONCENTR. BASE METALS	630	49	30	776 TRANSISTORS, VALVES, ETC.	2	531	330
288 NON-FERROUS WASTE, SCRAP	7 518	795	507	778 ELECTRIC. MACH. APPART. NES	800	2 630	1 603
291 CRUDE ANIMAL MATERLS. NES	6	268	163	781 PASS. MOTOR VEHCLS. EX. BUS	5 664	23 843	15 035
292 CRUDE VEG. MATERIALS, NES	234	249	156	784 PARTS, TRACTORS, MOTOR VEH	190	748	450
334 PETROLEUM PRODUCTS	1 110	285	176	786 TRAILERS, SEMI-TRAILR, ETC	90	102	62
335 RESIDUAL PETROL. PRODUCTS	229	60	37	791 RAILWAY VEHICLES, EQUIPNT	62	618	389
511 HYDROCARBONS, NES, DERIVTS	283	134	80	792 AIRCRAFT, ASSOCTD. EQUIPNT	4	3 154	2 010
512 ALCOHOL, PHENOL, ETC. DERIV	2 634	475	298	812 PLUMBNG, SANITRY, EQPT. ETC	52	51	31
513 CARBOXYLIC ACIDS, DERIVTS	4 463	616	380	813 LIGHTING FIXTURES ETC. NES	58	363	225
514 NITROGEN-FUNCT. COMPOUNDS	772	374	231	821 FURNITURE, CUSHIONS, ETC.	118	153	92
515 ORGANO-INORGANIC COMPNDS	614	885	545	846 CLOTHING ACCESSRS, FABRIC	174	1 700	1 040
516 OTHER ORGANIC CHEMICALS	342	319	200	848 CLOTHING, NONXTL, HEADGEAR	382	906	559
522 INORGANIC CHEM. ELEMENTS	14 056	1 918	1 202	871 OPTICAL INSTRUMENTS, NES	2	141	88
523 METAL. SALTS, INORGAN. ACID	11 494	596	365	872 MEDICAL INSTRUMENTS NES	128	1 220	766
531 SYNTH. COLOURS, LAKES, ETC.	814	2 199	1 358	873 METERS, COUNTERS, NES	4	61	37
532 DYEING, TANNING MATERIALS	262	57	35	874 MEASURE, CONTROL INSTRMNT	98	4 273	2 692
533 PIGMENTS, PAINTS, ETC.	8 054	4 932	3 066	881 PHOTOGRAPH APPAR. ETC. NES	44	199	122
541 MEDICINES, ETC. EXC. GRP542	245	1 581	981	882 PHOTO. CINEMATOGRPH. SUPPL	1 737	2 618	1 607
542 MEDICAMENTS	720	3 205	1 982	884 OPTICAL GOODS NES	115	70	48
551 ESSNTL. OIL, PERFUME, FLAVR	373	1 462	915	885 WATCHES AND CLOCKS	9	81	49
553 PERFUMERY, COSMETICS, ETC.	109	974	528	891 ARMS AND AMMUNITION	9	49	31
554 SOAP, CLEANERS, POLISH, ETC	2 053	862	892	892 PRINTED MATTER	661	810	495
571 POLYMERS OF ETHYLENE	6 307	615	380	893 ARTICLES, NES, OF PLASTICS	1 146	1 072	661
572 POLYMERS OF STYRENE	7 461	1 057	656	894 BABY CARRIAGE, TOYS, GAMES	56	253	157
573 POLYMERS, VINYL CHLORIDE	3 893	4 475	306	895 OFFICE, INSTRUMENTRY SUPPLS	207	738	450
574 POLYACETAL, POLYCARBONATE	7 686	1 477	911	896 GOLD, SILVERWARE, JEWEL NES	3	83	52
575 OTH. PLASTIC, PRIMARY FORM	6 981	2 283	1 423	897 MUSICAL INSTRUMENTS, ETC.	629	871	531
581 PLASTIC TUBE, PIPE, HOSE	140	782	449	899 MISC MANUFACTRD GOODS NES	289	2 101	1 280
582 PLASTIC PLATE, SHEETS, ETC	1 059	1 847	1 142	971 GOLD, NONMONTRY EXCL ORES	195	119	119
583 MONOFILAMENT OF PLASTICS	154	160	96				
591 INSECTICIDES, ETC.	6 281	4 390	2 729	NEPAL			
592 STARCHES, INULIN, ETC.	468	213	131	IMPORTS	136 298	267 145	163 644
597 PREPRD ADDITIVES, LIQUIDS	1 339	253	154	074 TEA AND MATE	182	277	168
598 MISC. CHEMICAL PRDCTS. NES	13 254	3 364	2 080	551 ESSNTL. OIL, PERFUME, FLAVR	17	68	43
600 CPL IND PLANT CHAP 69-76	561	365	182	635 WOOD MANUFACTURES, NES	82	122	77
611 LEATHER	30	287	127	642 PAPER, PAPERBOARD, CUT ETC	107	157	93
621 MATERIALS OF RUBBER	197	214	150	658 TEXTILE ARTICLES NES	902	801	488
629 ARTICLES OF RUBBER, NES	40	238	49	659 FLOOR COVERINGS, ETC.	129 687	252 886	154 845
634 VENEERS, PLYWOOD, ETC.	427	81	57	697 HOUSEHOLD EQUIPMENT, NES	129	367	226
635 WOOD MANUFACTURES, NES	82	93	2 663	771 ELECT POWER MACHNRY. PARTS	7	738	462
641 PAPER AND PAPERBOARD	63 856	4 277	1 695	831 TRUNK, SUIT-CASES, BAG, ETC	568	681	423
642 PAPER, PAPERBOARD, CUT ETC	4 751	2 780	6 584	841 MENS, BOYS CLOTHING, X-KNIT	1 301	2 368	1 454
651 TEXTILE YARN	8 804	10 669	2 286	842 WOMEN, GIRL CLOTHING, XKNIT	521	1 263	776
652 COTTON FABRICS, WOVEN	2 325	3 719	11 972	843 MENS, BOYS CLOTHING, KNIT	163	255	163
653 FABRICS, MAN-MADE FIBRES	5 260	19 378	2 844	844 WOMEN, GIRLS CLOTHING, KNIT	38	94	60
654 OTH. TEXTILE FABRIC, WOVEN	1 468	4 743	1 537	845 OTHR. TEXTILE APPAREL, NES	1 924	4 809	2 974
655 KNIT, CROCHET, FABRIC NES	676	2 456	1 443	846 CLOTHING ACCESSRS, FABRIC	84	163	99
656 TULLE, LACE, EMBROIDRY, ETC	416	2 331	5 667	848 CLOTHING, NONXTL, HEADGEAR	347	476	291
657 SPECIAL YARN, TXTL, FABRIC	1 755	9 134	1 02	896 WORKS OF ART, ANTIQUE ETC	3	249	152
658 TEXTILE ARTICLES NES	47	167	196	897 GOLD, SILVERWARE, JEWEL NES	24	523	320
662 CLAY, REFRCT. CONSTR. MATRL	2 329	319	875	899 MISC MANUFACTRD GOODS NES	18	114	69
663 MINERAL MANUFACTURES, NES	1 530	1 413	61	961 COIN NONGOLD NONCURRENT	3	91	59
664 GLASS	290	106	180				
665 GLASSWARE	226	289	91	EXPORTS	44 391	23 497	14 594
667 PEARLS, PRECIOUS STONES				022 MILK AND CREAM	320	72	44
673 FLAT-ROLLED IRON ETC.	2 129	155	122	292 CRUDE VEG. MATERIALS, NES	8	51	31
674 FLAT-ROLLED PLATED IRON	55 951	5 997	51	512 ALCOHOL, PHENOL, ETC. DERIV	157	103	86
676 IRON, STL. BAR, SHAPES ETC.	716	200	314	513 CARBOXYLIC ACIDS, DERIVTS	8 266	1 164	727
678 WIRE OF IRON OR STEEL	476	83	248	514 NITROGEN-FUNCT. COMPOUNDS	31	91	58
679 TUBES, PIPES, ETC. IRON, STL	1 322	525	697	515 ORGANO-INORGANIC COMPNDS	5	57	35
681 SILVER, PLATINUM, ETC.	7	399	717	522 INORGANIC CHEM. ELEMENTS	2 534	246	158
682 COPPER	1 435	1 139	160	531 SYNTH. COLOURS, LAKES, ETC.	128	665	402
684 ALUMINIUM	2 124	1 166	57	532 DYEING, TANNING MATERIALS	800	89	55
691 METALLIC STRUCTURES NES	223	260	306	533 PIGMENTS, PAINTS, ETC.	183	115	70
692 CONTAINERS, STORAGE, TRNSP	165	98	146	541 MEDICINES, ETC. EXC. GRP542	38	299	190
693 WIRE PRODUCTS EXCL. ELECT	548	495	311	553 PERFUMERY, COSMETICS, ETC.	1 518	1 468	900
694 NAILS, SCREWS, NUTS, ETC.	139	247					
695 TOOLS	849	2 131					

7 IMPORTS AND EXPORTS (SPECIAL TRADE) BY COUNTRIES OF PRODUCTION AND CONSUMPTION AND BY GROUPS OF THE SITC-REV. III 1994

GROUP DESCRIPTION	DT = 100 KG	1 000 DM	1 000 \$	GROUP DESCRIPTION	DT = 100 KG	1 000 DM	1 000 \$
554 SOAP,CLEANERS,POLISH,ETC	225	106	64	592 STARCHES,INULIN,ETC.	239	151	91
571 POLYMERS OF ETHYLENE	11 951	1 242	769	598 MISC.CHEMICAL PRODS.NES	1 462	378	241
575 OTH.PLASTIC,PRIMARY FORM	59	55	34	621 MATERIALS OF RUBBER	4	56	33
579 PLASTIC WASTE, SCRAP ETC	1 707	102	64	629 ARTICLES OF RUBBER, NES	27	195	124
591 INSECTICIDES, ETC.	185	152	95	641 PAPER AND PAPERBOARD	18 261	1 120	656
597 PREPRD ADDITIVES, LIQUIDS	194	63	38	651 TEXTILE YARN	5	148	86
598 MISC.CHEMICAL PRODS.NES	1 154	268	168	657 SPECIAL YARN,TXTL.FABRIC	6	75	48
641 PAPER AND PAPERBOARD	137	61	37	662 CLAY,REFRCT.CONSTR.MATRL	6 960	880	554
662 CLAY,REFRCT.CONSTR.MATRL	2 151	235	138	663 MINERAL MANUFACTURES,NES	175	571	354
663 MINERAL MANUFACTURES,NES	122	129	82	665 GLASSWARE	47	65	43
665 GLASSWARE	201	178	110	679 TUBES,PIPES,ETC. IRON, STL	1 432	219	134
682 COPPER	13	128	79	682 COPPER	33	59	34
695 TOOLS	15	135	84	684 ALUMINIUM	203	116	67
696 CUTLERY	31	170	109	694 NAILS, SCREWS,NUTS,ETC.	15	145	92
699 MANUFACT. BASE METAL,NES	1 628	1 671	1 061	695 TOOLS	25	465	280
712 STEAM TURBINES	875	151	96	699 MANUFACT. BASE METAL,NES	746	344	218
716 ROTATING ELECTRIC PLANT	4	98	62	713 INTRNL COMBUS PSTN ENGIN	4	65	40
718 OTH. POWR. GENRTNG. MACHNRY	4	101	59	716 ROTATING ELECTRIC PLANT	226	663	421
723 CIVIL ENGINEERING EQUIPT	260	931	571	723 CIVIL ENGINEERING EQUIPT	20	108	69
724 TEXTILE, LEATHER MACHINES	814	591	374	724 TEXTILE, LEATHER MACHINES	174	831	529
725 PAPER,PULP MILL MACHINES	2 548	1 360	877	725 PAPER,PULP MILL MACHINES	273	921	578
726 PRINTNG,BOOKBINDNG MACHS	6	111	71	726 PRINTNG,BOOKBINDNG MACHS	68	1 777	1 080
727 FOOD-PROCESS.MCH.NON DOM	93	677	436	728 OTH.MACH,PTS,SPCL INDUST	89	916	579
731 METAL REMOVAL WORK TOOLS	76	594	378	731 METAL REMOVAL WORK TOOLS	2	72	41
735 PARTS,NES,FOR MACH-TOOLS	4	132	76	741 HEATNG,COOLNG EQUIP,PART	18	180	110
741 HEATNG,COOLNG EQUIP,PART	110	358	227	742 PUMPS FOR LIQUIDS,PARTS	22	517	318
743 PUMPS NES,CENTRIFUGS ETC	25	114	68	743 PUMPS NES,CENTRIFUGS ETC	120	550	336
744 MECHANICAL HANDLING EQUIP	2 043	1 896	1 138	744 MECHANICAL HANDLING EQUIP	21	72	43
745 OTH.NONELEC MCH,TOOL,NES	15	198	121	745 OTH.NONELEC MCH,TOOL,NES	14	182	116
747 TAPS,COCKS,VALVES,ETC.	22	100	62	746 BALL OR ROLLER BEARINGS	10	57	34
748 TRANSMISSIONS SHAFTS ETC	73	318	198	747 TAPS,COCKS,VALVES,ETC.	7	206	125
764 TELECOMM.EQUIP.PARTS NES	5	287	169	748 TRANSMISSIONS SHAFTS ETC	36	438	268
771 ELECT POWER MACHNY.PARTS	15	120	78	749 NON-ELECT MACH.PARTS,ETC	17	108	67
772 ELEC. SWITCH.RELAY.CIRCUIT	2	68	41	751 OFFICE MACHINES	24	886	566
775 DOM.ELEC,NON-ELEC.EQUIPT	117	377	235	759 PARTS,FOR OFFICE MACHINS	1	83	40
778 ELECTRIC.MACH.APPART.NES	27	355	218	764 TELECOMM.EQUIP.PARTS NES	215	3 368	2 064
781 PASS.MOTOR VEHCLS.EX.BUS	118	403	246	771 ELECT POWER MACHNY.PARTS	19	112	69
786 TRAILERS,SEMI-TRAILR,ETC	164	516	336	772 ELEC. SWITCH.RELAY.CIRCUIT	4	552	329
792 AIRCRAFT, ASSOCTO. EQUIPNT	48	59	36	773 ELECTR.DISTRIB.EQPT NES	37	107	66
821 FURNITURE,CUSHIONS,ETC.	45	249	143	774 ELECTRO-MEDCL,XRAY EQUIP	6	107	68
848 CLOTHING,NONXTL;HEADGEAR	77	77	48	778 ELECTRIC.MACH.APPART.NES	6 164	10 890	6 608
871 OPTICAL INSTRUMENTS,NES	61	298	190	781 PASS.MOTOR VEHCLS.EX.BUS	393	1 182	736
872 MEDICAL INSTRUMENTS NES	18	541	331	782 GOODS,SPCL TRANSPORT VEH	95	110	73
874 MEASURE,CONTROL INSTRMNT	451	729	444	784 PARTS,TRACTORS,MOTOR VEH	37	674	422
882 PHOTO.CINEMATOPGRPH.SUPPL	55	55	34	791 RAILWAY VEHICLES.EQUIPNT	41	1 088	678
884 OPTICAL GOODS NES	29	88	51	872 MEDICAL INSTRUMENTS NES	1	135	85
892 PRINTED MATTER	28	43	30	874 MEASURE,CONTROL INSTRMNT	202	2 374	1 466
893 ARTICLES,NES,OF PLASTICS	101	393	242	881 PHOTOGRAPH APPAR.ETC.NES	15	124	76
895 OFFICE,STATIONERY SUPPLS	44	61	39	882 PHOTO.CINEMATOPGRPH.SUPPL	41	595	378
898 MUSICAL INSTRUMENTS,ETC.	70	72	46	884 OPTICAL GOODS NES	2	52	33
961 COIN NONGOLD NONCURRENT				891 ARMS AND AMMUNITION	2	90	51
				892 PRINTED MATTER	30	116	74
				895 OFFICE,STATIONERY SUPPLS	35	58	34
				898 MUSICAL INSTRUMENTS,ETC.	132	132	85
				899 MISC MANUFCTRD GOODS NES	20	163	99
BHUTAN							
IMPORTS	40	170	101				
551 ESSNTL.OIL,PERFUME,FLAVR	18	51	30	THAILAND			
695 TOOLS	17	76	46	IMPORTS	8 773 815	3 384 325	2 087 140
EXPORTS	1 245	2 777	1 591	001 LIVE ANIMALS	9	103	63
641 PAPER AND PAPERBOARD	899	640	402	012 OTHER MEAT, MEAT OFFAL	119 242	82 204	50 924
657 SPECIAL YARN,TXTL.FABRIC	45	179	110	017 MEAT,OFFL.PRPD,PRSD,NES	1 572	1 113	670
695 TOOLS	152	1 216	720	025 EGGS,BIRDS,YOLKS,ALBUMIN	669	348	219
725 PAPER,PULP MILL MACHINES	10	215	127	034 FISH,FRESH,CHILLED,FROZN	2 490	4 052	2 493
745 OTH.NONELEC MCH,TOOL,NES	2	59	38	036 CRUSTACEANS,MOLLUSCS ETC	65 246	88 870	55 147
752 AUTOMATC.DATA PROC.EQUIP	6	65	42	037 FISH ETC.PRPD,PRSD,NES	214 285	125 208	77 671
774 ELECTRO-MEDCL,XRAY EQUIP	105	67	42	042 RICE	281 913	19 315	12 013
774 MEASURE,CONTROL INSTRMNT				047 OTHER CEREAL MEAL, FLOURS	1 394	164	101
				048 CEREAL PREPARATIONS	4 106	1 077	657
MYANMAR				054 VEGETABLES	4 728 646	103 506	63 275
IMPORTS	40 826	30 196	18 624	056 VEGETABLES,PRPD,PRSD,NES	115 983	16 424	10 146
034 FISH,FRESH,CHILLED,FROZN	84	72	42	057 FRUIT,NUTS EXCL.OIL NUTS	5 526	3 466	2 115
036 CRUSTACEANS,MOLLUSCS ETC	7 168	15 971	9 834	058 FRUIT,PRESERVED,PREPARED	756 175	74 104	45 038
098 EDIBLE PROD.PREPRTS,NES	60	70	44	059 FRUIT,VEGETABLE JUICES	54 010	6 763	4 155
247 WOOD ROUGH,ROUGH SQUARED	25 298	5 943	3 669	061 SUGARS,MOLASSES,HONEY	116 465	1 680	1 096
248 WOOD, SIMPLY WORKED	4 397	2 079	1 288	062 SUGAR CONFECTIONERY	3 521	8 044	4 949
641 PAPER AND PAPERBOARD	396	259	165	071 COFFEE,COFFEE SUBSTITUTE	2 336	883	558
695 TOOLS	8	276	177	075 SPICES	5 135	2 119	1 298
821 FURNITURE,CUSHIONS,ETC.	99	72	45	081 ANIMAL FEED STUFF	56 365	9 057	5 604
841 MENS,BOYS CLOTHING,X-KNIT	2 367	4 672	2 880	098 EDIBLE PROD.PREPRTS,NES	17 804	5 930	3 642
842 WOMEN,GIRL CLOTHING,XKNIT	107	273	173	111 NON-ALCOHOL.BEVERAGE,NES	3 377	707	444
843 MENS,BOYS CLOTHING,KNIT	86	227	133	112 ALCOHOLIC BEVERAGES	2 089	777	479
EXPORTS	61 661	43 422	26 695	121 TOBACCO, UNMANUFACTURED	46 807	19 425	11 888
061 SUGARS,MOLASSES,HONEY	1 656	129	77	211 HIDES,SKINS(EX.FURS),RAW	431	150	95
081 ANIMAL FEED STUFF	900	126	77	231 NATURAL RUBBER, ETC.	448 379	71 002	44 008
112 ALCOHOLIC BEVERAGES	545	84	53	248 WOOD, SIMPLY WORKED	1 870	391	249
263 COTTON	1 925	414	240	263 COTTON	13 889	1 888	1 048
274 SULPHUR,UNRSTD.IRON PYRS	5 000	214	139	265 VEGETABLE TEXTILE FIBRES	2 933	225	144
292 CRUDE VEG.MATERIALS, NES	100	153	90	266 SYNTHETIC FIBRES	446	117	75
334 PETROLEUM PRODUCTS	72	55	34	269 WORN CLOTHING,TEXTL.ARTL	706	256	156
335 RESIDUAL PETROL.PRODUCTS	352	73	44	278 OTHER CRUDE MINERALS	168 304	8 327	5 170
515 ORGANO-INORGANIC CPMPDS	62	129	79	289 CREC.METAL ORES,CONCRTS		473	281
516 OTHER ORGANIC CHEMICALS	11	54	34	291 CRUDE ANIMAL MATERLS,NES	1 343	949	593
522 INORGANIC CHEM.ELEMENTS	2 016	88	58	292 CRUDE VEG.MATERIALS, NES	19 984	10 538	6 465
523 METAL.SALTS,INORGAN.ACID	3 151	459	273	435 RESIDUAL PETROL.PRODUCTS	754	71	43
524 OTHER CHEMICAL COMPOUNDS	9	89	51	431 ANIMAL,VEG.FATS,OILS,NES			
531 SYNTH.COLOURS,LAKES,ETC.	300	1 394	856	514 NITROGEN-FUNCT.COMPOUNDS	1 351	437	267
533 PIGMENTS, PAINTS, ETC.	367	1 056	675	515 ORGANO-INORGANIC CPMPDS	18 308	3 772	2 322
541 MEDICINES,ETC.EXC.GRP542	20	484	299	516 OTHER ORGANIC CHEMICALS	335	3 225	2 035
542 MEDICAMENTS	259	857	522	522 INORGANIC CHEM.ELEMENTS	1 805	586	356
551 ESSNTL.OIL,PERFUME,FLAVR	66	141	81	523 METAL.SALTS,INORGAN.ACID	605	503	307
575 OTH.PLASTIC,PRIMARY FORM	1 013	359	219	531 SYNTH.COLOURS,LAKES,ETC.	221	237	139
581 PLASTIC TUBE,PIPE,HOSE	2 142	399	247	541 MEDICINES,ETC.EXC.GRP542	706	1 695	1 044
				542 MEDICINES,ETC.EXC.GRP542	2 265	3 123	1 943
				554 SOAP,CLEANERS,POLISH,ETC	238	156	99
				572 POLYMERS OF STYRENE	1 020	178	116
				574 POLYACETAL,POLYCARBONATE	14 347	4 624	2 911

7 IMPORTS AND EXPORTS (SPECIAL TRADE) BY COUNTRIES OF PRODUCTION AND CONSUMPTION AND BY GROUPS OF THE SITC-REV. III 1994

GROUP DESCRIPTION	DT = 100 KG	1 000 DM	1 000 \$	GROUP DESCRIPTION	DT = 100 KG	1 000 DM	1 000 \$
581 PLASTIC TUBE,PIPE,HOSE	936	1 251	768	EXPORTS	7 171 850	4 506 085	2 791 667
582 PLASTIC PLATE,SHEETS,ETC	9 210	4 124	2 570	001 LIVE ANIMALS			342
592 STARCHES,INULIN,ETC.	81 766	7 178	4 419	012 OTHER MEAT, MEAT OFFAL	1 141	120	73
598 MISC.CHEMICAL PRDCTS.NES	405	107	68	016 MEAT,ED.OFFL,DRY,SLT,SMK	27	79	46
611 LEATHER	2 362	7 057	4 335	022 MILK AND CREAM	90 400	13 205	8 129
612 MANUFACT. LEATHER ETC.NES	13 754	7 069	4 398	037 FISH ETC.PREPD,PRSDV.NES	155	146	94
621 MATERIALS OF RUBBER	772	393	243	048 CEREAL PREPARATIONS	220 053	9 037	5 689
625 RUBBER TYRES,TUBES,ETC.	49 319	23 130	14 262	054 VEGETABLES	16 400	42 946	26 450
629 ARTICLES OF RUBBER, NES	24 338	9 981	6 183	057 FRUIT,NUTS EXCL.OIL NUTS	200	277	174
634 VENEERS, PLYWOOD, ETC.	939	908	578	058 FRUIT,PRESERVED,PREPARED	225	125	78
635 WOOD MANUFACTURES, NES	124 541	55 143	34 048	059 FRUIT, VEGETABLE JUICES	294	71	43
641 PAPER AND PAPERBOARD	545	686	430	061 SUGARS,MOLASSES,HONEY	3 042	583	364
642 PAPER,PAPERBOARD,CUT ETC	3 163	2 595	1 596	062 SUGAR CONFECTIONERY	678	489	309
651 TEXTILE YARN	32 835	17 376	10 701	071 COFFEE,COFFEE SUBSTITUTE	60	122	76
652 COTTON FABRICS, WOVEN	46 329	49 171	30 010	073 CHOCOLATE,OTH.COCCA PREP	1 569	1 736	1 094
653 FABRICS,MAN-MADE FIBRES	15 520	11 447	6 945	081 ANIMAL FEED STUFF	13 624	3 257	2 037
654 OTH.TEXTILE FABRIC,WOVEN	181	1 097	682	098 EDIBLE PRD.PRPRTNS,NES	2 278	1 735	1 079
655 KNIT.CROCHET.FABRIC NES	40	105	65	111 NON-ALCOHOL.BEVERAGE,NES	413	93	57
656 TULLE,LACE,EMBROIDRY.ETC	669	1 268	784	112 ALCOHOLIC BEVERAGES	1 383	422	265
657 SPECIAL YARN,TXTL.FABRIC	1 837	1 025	621	122 TOBACCO, MANUFACTURED	217	390	241
658 TEXTILE ARTICLES NES	17 802	18 927	11 632	211 HIDES,SKINS(EX.FURS),RAW	5 445	1 336	824
659 FLOOR COVERINGS, ETC.	291	1 030	634	232 SYNTHETIC RUBBER, ETC.	13 190	3 699	2 281
661 LIME,CEMENT,CONSTR.MATRL	1 657	252	151	248 WOOD, SIMPLY WORKED	373	96	63
662 CLAY,REFRCT.CONSTR.MATRL	23 095	2 879	1 755	251 PULP AND WASTE PAPER	731 402	8 915	5 640
663 MINERAL MANUFACTURES,NES	15 893	2 152	1 318	263 COTTON	3 096	938	601
664 GLASS	430	279	170	266 SYNTHETIC FIBRES	3 667	943	581
665 GLASSWARE	4 100	4 420	2 736	267 OTHER MAN-MADE FIBRES	7 387	4 245	2 639
666 POTTERY	84 112	23 559	14 398	273 STONE, SAND AND GRAVEL	36 457	1 242	770
667 PEARLS,PRECIOUS STONES	.	.	.	274 SULPHUR,UNRSTD.IRON PYRS	5 010	1 245	763
678 WIRE OF IRON OR STEEL	79	50	32	277 NATURAL ABRASIVES, NES	211	640	398
679 TUBES,PIPES,ETC.IRON,STL	9 716	2 670	1 630	278 OTHER CRUDE MINERALS	41 472	1 482	926
682 COPPER	1 751	1 525	933	282 FERROUS WASTE AND SCRAP	817 475	17 115	10 967
687 TIN	1 299	1 211	747	285 ALUMINIUM ORE,CONCTR.ETC	4 664	563	351
689 MISC.NON-FERR.BASE METAL	400	340	218	288 NON-FERROUS WASTE,SCRAP	1 711	280	173
692 CONTAINERS,STORAGE,TRNSP	36	73	47	291 CRUDE ANIMAL MATERLS.NES	1 187	451	279
693 WIRE PRODUCTS EXCL.ELECT	6 264	2 656	1 652	292 CRUDE VEG.MATERIALS, NES	1 112	993	611
694 NAILS,SCREWS,NUTS,ETC.	14 637	6 041	3 786	334 PETROLEUM PRODUCTS	21 346	4 171	2 589
695 TOOLS	437	629	378	335 RESIDUAL PETROL.PRODUCTS	7 076	1 101	675
696 CUTLERY	903	1 465	904	411 ANIMAL OILS AND FATS	97	165	107
697 HOUSEHOLD EQUIPMENT,NES	6 473	9 296	5 733	431 ANIMAL,VEG.FATS,OILS,NES	5 496	1 052	653
699 MANUFACTS.BASE METAL,NES	4 899	4 387	2 683	511 HYDROCARBONS,NES,DERIVTS	28 173	4 051	2 561
712 STEAM TURBINES	6	160	92	512 ALCOHOL,PHENOL,ETC.DERIV	87 312	12 846	7 336
713 INTRNL COMBUS PSTN ENGIN	83	190	112	513 CARBOXYLIC ACIDS,DERIVTS	101 617	16 854	10 451
714 ENGINES,MOTORS NON-ELECT	288	36 645	22 101	514 NITROGEN-FUNCT.COMPOUNDS	28 423	15 530	9 489
716 ROTATING ELECTRIC PLANT	1 907	11 353	7 025	515 ORGANO-INORGANIC COMPNDS	6 133	12 601	7 795
718 OTH.POWR.GENRTNG.MACHNRY	6	231	198	516 OTHER ORGANIC CHEMICALS	30 393	8 051	4 970
724 TEXTILE,LEATHER MACHINES	11 205	16 411	10 511	522 INORGANIC CHEM.ELEMENTS	59 253	18 676	11 635
728 OTH.MACH,PTS,SPCL INDUST	90	679	428	523 METAL.SALTS,INORGAN.ACID	111 366	13 075	8 032
731 METAL REMOVAL WORK TOOLS	3 363	13 324	8 353	524 OTHER CHEMICAL COMPOUNDS	5 648	2 554	1 570
735 PARTS,NES,FOR MACH-TOOLS	11	218	136	525 RADIO-ACTIVE MATERIALS	6	104	63
741 HEATING,COOLING EQUIP.PART	756	1 556	979	531 SYNTH.COLOURS,LAKES,ETC.	16 703	42 659	26 210
742 PUMPS FOR LIQUIDS,PARTS	37	51	32	532 DYEING,TANNING MATERIALS	37 385	6 697	4 143
743 PUMPS NES,CENTRIFUGS,ETC	2 468	6 396	3 929	533 PIGMENTS, PAINTS, ETC.	38 735	30 846	19 043
745 OTH.NON-ELEC MCH,TOOL,NES	157	380	234	541 MEDICINES,ETC.EXC.GRP542	5 919	44 612	27 349
746 BALL OR ROLLER BEARINGS	902	14 458	8 921	542 MEDICAMENTS	5 371	44 295	27 217
747 TAPS,COCKS,VALVES,ETC.	5 010	6 358	3 935	551 ESSNTL.OIL,PERFUME,FLAVR	2 151	5 122	3 198
748 TRANSMISSIONS SHAFTS,ETC	1 609	891	559	553 PERFUMERY,COSMETICS,ETC.	2 727	4 365	2 696
749 NON-ELECT MACH,PARTS,ETC	2 443	704	444	564 SOAP,CLEANERS,POLISH,ETC	48 456	16 363	10 061
751 OFFICE MACHINES	4 129	22 407	13 969	565 FERTILIZER,EXCEPT GRP272	946 574	12 210	7 678
752 AUTOMATC.DATA PROC.EQUIP	49 700	290 300	180 515	571 POLYMERS OF ETHYLENE	65 605	8 135	5 055
759 PARTS,FOR OFFICE MACHINS	4 362	20 704	13 008	572 POLYMERS OF STYRENE	3 429	743	465
761 TELEVISION RECEIVERS ETC	31 896	60 217	36 722	573 POLYMERS,VINYL CHLORIDE	63 612	10 477	6 542
762 RADIO-BROADCAST RECEIVER	135	749	474	574 POLYACETAL,POLYCARBONATE	17 894	7 912	4 906
763 SOUND RECORDER,PHONOGRPH	2 874	20 534	12 732	575 OTH.PLASTIC,PRIMARY FORM	114 700	49 483	30 666
764 TELECOMM.EQUIP.PARTS NES	20 370	37 692	23 504	579 PLASTIC WASTE, SCRAP ETC	4 963	341	206
771 ELECT POWER MACHNY,PARTS	7 096	26 914	16 795	581 PLASTIC TUBE,PIPE,HOSE	1 120	3 746	2 288
772 ELEC SWITCH.RELAY.CIRCUIT	3 045	25 648	15 881	582 PLASTIC PLATE,SHEETS,ETC	13 441	14 201	8 773
773 ELECTR DISTRIB EQPT NES	2 243	8 186	5 074	583 MONOFILAMENT OF PLASTICS	754	701	441
775 DOM.ELEC,NON-ELEC.EQUIPT	42 975	41 882	25 685	591 INSECTICIDES, ETC.	19 149	17 477	10 701
776 TRANSISTORS,VALVES,ETC.	2 446	160 555	99 465	592 STARCHES,INULIN,ETC.	139 026	19 587	12 359
778 ELECTRIC.MACH,APPART.NES	11 418	54 276	33 976	593 EXPLOSIVES,PYROTECHNICS	357	1 922	1 116
781 PASS.MOTOR VEHCLS.EX.BUS	188	268	170	597 PREPD ADDITIVES,LIQUIDS	39 698	14 042	8 691
782 GOODS,SPCL TRANSPORT VEH	45 129	55 864	34 570	598 MISC.CHEMICAL PRDCTS.NES	97 606	43 794	27 101
784 PARTS,TRACTORS,MOTOR VEH	981	2 129	1 314	609 CPL IND PLANT CHAP 69-76	9 937	50 581	31 581
785 CYCLES,MOTORCYCLES ETC.	6 619	9 361	5 629	611 LEATHER	4 060	11 247	6 910
786 TRAILERS,SEMI-TRAILR,ETC	117	54	33	612 MANUFACT. LEATHER ETC.NES	6	64	38
792 AIRCRAFT,ASOCTD.EQUIPNT	10	1 862	1 163	621 MATERIALS OF RUBBER	2 887	3 854	2 380
793 SHIP,BOAT,FLOAT.STRUCTRS	106	285	173	625 RUBBER TYRES,TUBES,ETC.	1 394	1 423	874
812 PLUMBNG,SANITRY,EQPT.ETC	13 764	2 731	1 691	629 ARTICLES OF RUBBER, NES	4 774	10 454	6 420
813 LIGHTNG FIXTURES ETC.NES	4 724	6 814	4 197	634 VENEERS, PLYWOOD, ETC.	3 354	1 239	760
821 FURNITURE,CUSHIONS,ETC.	98 946	59 906	37 086	635 WOOD MANUFACTURES, NES	7 685	1 716	1 073
831 TRUNK,SUIT-CASES,BAG,ETC	12 637	56 598	34 851	641 PAPER AND PAPERBOARD	198 338	34 140	21 156
841 MENS,BOYS CLOTHING,X-KNIT	31 856	91 135	55 946	642 PAPER,PAPERBOARD,CUT ETC	23 343	10 926	6 733
842 WOMEN,GIRL CLOTHING,XKNIT	14 225	66 790	40 814	651 TEXTILE YARN	5 123	6 897	4 343
843 MENS,BOYS CLOTHING,KNIT	4 873	17 346	10 629	652 COTTON FABRICS, WOVEN	665	2 002	1 254
844 WOMEN,GIRLS CLOTHING,KNIT	8 327	32 474	19 717	653 FABRICS,MAN-MADE FIBRES	1 579	5 058	3 116
845 OTHR.TEXTILE APPAREL,NES	49 050	176 842	108 401	654 OTH.TEXTILE FABRIC,WOVEN	1 386	627	388
846 CLOTHING ACCESSRS,FABRIC	3 485	12 159	7 474	655 KNIT.CROCHET.FABRIC NES	1 344	5 464	3 359
848 CLOTHING,NONTXTL;HEADGEAR	46 690	55 961	34 857	656 TULLE,LACE,EMBROIDRY.ETC	119	809	505
851 FOOTWEAR	80 698	171 259	102 958	657 SPECIAL YARN,TXTL.FABRIC	16 097	23 251	14 421
871 OPTICAL INSTRUMENTS,NES	149	579	352	658 TEXTILE ARTICLES NES	2 023	2 092	1 316
872 MEDICAL INSTRUMENTS NES	763	3 120	1 896	659 FLOOR COVERINGS, ETC.	540	395	246
873 METERS,COUNTERS,NES	24	136	85	661 LIME,CEMENT,CONSTR.MATRL	738	93	58
874 MEASURE,CONTROL INSTRMNT	620	10 961	6 891	662 CLAY,REFRCT.CONSTR.MATRL	161 144	22 243	13 748
881 PHOTOGRAPH APPAR.ETC.NES	907	10 802	6 726	663 MINERAL MANUFACTURES,NES	21 887	17 141	10 625
884 OPTICAL GOODS NES	2 437	26 906	16 833	664 GLASS	19 485	10 145	6 320
885 WATCHES AND CLOCKS	2 943	73 142	45 545	665 GLASSWARE	3 826	5 510	3 453
892 PRINTED MATTER	1 301	1 885	1 168	666 POTTERY	152	463	292
893 ARTICLES,NES,OF PLASTICS	73 900	33 665	20 546	667 PEARLS,PRECIOUS STONES	.	.	.
894 BABY CARRIAGE, TOYS,GAMES	99 676	120 690	75 452	671 PIG IRON, SPIEGELEISN, ETC	2 283	881	540
895 OFFICE,STATIONERY SUPPLS	9 959	17 115	10 506	672 INGOTS ETC.IRON OR STEEL	469 604	17 441	10 594
896 WORKS OF ART,ANTIQUE ETC	186	642	397	673 FLAT-ROLLED IRON ETC.	273 718	10 990	6 725
897 GOLD,SILVERWARE,JEWEL NES	1 073	206 234	127 278	674 FLAT-ROLLED PLATED IRON	28 821	2 294	1 450
898 MUSICAL INSTRUMENTS,ETC.	10 570	23 805	15 064	675 FLAT-ROLLED, ALLOY STEEL	239 791	62 161	38 715
899 MISC MANUFCTRD GOODS NES	16 810	31 744	19 709	676 IRON,STL.BAR,SHAPES ETC.	232 337	18 434	11 428
971 GOLD,NONMONTY EXCL ORES	27	27 547	17 328	677 RAILWAY TRACK IRON,STEEL	2 442	395	244
				678 WIRE OF IRON OR STEEL	1 391	411	258

7 IMPORTS AND EXPORTS (SPECIAL TRADE) BY COUNTRIES OF PRODUCTION AND CONSUMPTION AND BY GROUPS OF THE SITC-REV. III 1994

GROUP DESCRIPTION	DT = 100 KG	1 000 DM	1 000 \$	GROUP DESCRIPTION	DT = 100 KG	1 000 DM	1 000 \$
679 TUBES,PIPES,ETC. IRON,STL	51 050	11 582	7 284	845 OTHR.TEXTILE APPAREL,NES	5 019	12 068	7 524
681 SILVER,PLATINUM,ETC.	99	2 959	1 812				
682 COPPER	7 287	5 652	3 483	EXPORTS	6 815	11 848	7 444
683 NICKEL	277	701	440				
684 ALUMINIUM	33 820	13 901	8 559	054 VEGETABLES	101	103	65
686 ZINC	1 304	370	227	292 CRUDE VEG.MATERIALS, NES	16	92	58
687 TIN	42	53	32	541 MEDICINES,ETC,EXC.GRPS42	9	107	67
689 MISC.NON-FERR.BASE METAL	247	656	403	641 PAPER AND PAPERBOARD	40	53	33
691 METALLIC STRUCTURES NES	13 149	9 033	5 542	662 CLAY,REFRCT.CONSTR.MATRL	2 145	800	459
692 CONTAINERS, STORAGE, TRNSP	3 119	5 301	3 283	679 TUBES,PIPES,ETC. IRON,STL	252	260	170
693 WIRE PRODUCTS EXCL.ELECT	1 867	2 064	1 283	691 METALLIC STRUCTURES NES	214	91	59
694 NAILS, SCREWS,NUTS,ETC.	886	1 941	1 188	692 CONTAINERS, STORAGE, TRNSP	184	250	155
695 TOOLS	6 156	20 854	12 946	695 TOOLS	302	192	123
696 CUTLERY	172	1 715	1 074	699 MANUFACTS.BASE METAL,NES	25	65	42
697 HOUSEHOLD EQUIPMENT,NES	983	1 833	1 142	723 CIVIL ENGINEERING EQUIPT	175	180	116
699 MANUFACTS.BASE METAL,NES	10 928	27 427	16 842	724 TEXTILE,LEATHER MACHINES	103	369	221
700 CPL IND PLANT (84/85/87)	135 086	312 603	189 992	726 PRINTNG,BOOKBINDNG MACHS	27	88	54
711 STEAM GENER. BOILERS,ETC.	8 704	7 747	4 862	727 FOOD-PROCESS.MCH.NON DOM	203	2 188	1 410
712 STEAM TURBINES	1 046	8 890	5 598	728 OTH.MACH,PTS,SPCL INDUST	523	652	387
713 INTRNL COMBUS PSTN ENGIN	4 447	19 907	12 547	742 PUMPS FOR LIQUIDS,PARTS	82	295	189
714 ENGINES,MOTORS NON-ELECT	203	19 465	11 929	744 MECHANICAL HANDLNG EQUIP	11	56	36
716 ROTATING ELECTRIC PLANT	11 433	23 846	14 917	745 OTH.NONELEC MCH,TOOL,NES	1 706	3 691	2 359
718 OTH.PWR.GENRTNG.MACHNRY	407	3 334	2 077	764 TELECOMM.EQUIP.PARTS NES	17	160	105
721 AGRIC.MACHINES,EX.TRACTR	976	1 332	823	781 PASS.MOTOR VEHCLS,EX.BUS	229	456	287
722 TRACTORS	1 109	1 155	724	784 PARTS,TRACTORS,MOTOR VEH	74	521	312
723 CIVIL ENGINEERING EQUIPT	40 985	53 576	33 301	874 MEASURE,CONTROL INSTRMNT	26	423	270
724 TEXTILE,LEATHER MACHINES	42 286	127 731	79 519		2	79	47
725 PAPER,PULP MILL MACHINES	4 554	13 064	8 211	VIETNAM			
726 PRINTNG,BOOKBINDNG MACHS	19 466	68 304	42 556	IMPORTS	746 627	671 375	416 261
727 FOOD-PROCESS.MCH.NON DOM	5 340	25 867	16 511				
728 OTH.MACH,PTS,SPCL INDUST	136 313	322 793	199 983	001 LIVE ANIMALS	33	109	65
731 METAL REMOVAL WORK TOOLS	17 750	20 893	13 028	012 OTHER MEAT, MEAT OFFAL	132	55	35
733 MACH-TOOLS,METAL-MORKING	22 888	27 386	16 854	034 FISH,FRESH,CHILLED,FROZD	2 747	1 793	1 119
735 PARTS,NES,FOR MACH-TOOLS	1 077	5 602	3 526	036 CRUSTACEANS,MOLLUSCS ETC	6 477	8 136	5 029
737 METALWORKING MACHNRY NES	2 559	13 593	8 427	037 FISH ETC.PREPD,PRSDV,NES	15 192	7 331	4 584
741 HEATING,COOLING EQUIP,PART	28 966	77 879	48 780	048 CEREAL PREPARATIONS	2 372	446	277
742 PUMPS FOR LIQUIDS,PARTS	10 003	31 357	19 379	054 VEGETABLES	4 828	1 185	725
743 PUMPS NES,CENTRIFUGS ETC	24 666	70 641	43 970	056 VEGETABLES,PRPD,PRSDV,NES	5 414	678	426
744 MECHANICAL HANDLNG EQUIP	42 200	59 042	36 528	057 FRUIT,NUTS EXCL.OIL NUTS	354	160	95
745 OTH.NONELEC MCH,TOOL,NES	25 455	97 589	60 230	058 FRUIT,PRESERVED,PREPARED	1 007	285	173
746 BALL OR ROLLER BEARINGS	1 334	2 240	1 392	061 SUGARS,MOLASSES,HONEY	603	72	47
747 TAPS,COCKS,VALVES,ETC.	7 736	25 811	16 015	071 COFFEE,COFFEE SUBSTITUTE	242 375	76 599	47 807
748 TRANSMISSIONS SHAFTS ETC	5 089	16 413	10 213	074 TEA AND MATE	5 716	2 671	1 621
749 NON-ELECT MACH.PARTS,ETC	4 251	12 082	7 427	075 SPICES	4 678	1 365	858
751 OFFICE MACHINES	701	4 373	2 700	098 EDIBLE PROD.PREPRPTS,NES	1 257	442	269
752 AUTOMATC.DATA PROC.EQUIP	596	12 645	7 847	121 TOBACCO, UNMANUFACTURED	1 579	368	234
759 PARTS,FOR OFFICE MACHINS	1 094	26 118	16 496	222 OILSEED(SFT.FIX VEG.OIL)	3 328	416	260
761 TELEVISION RECEIVERS ETC	131	360	223	231 NATURAL RUBBER, ETC.	25 912	4 519	2 816
762 RADIO-BROADCAST RECEIVER	182	3 906	2 428	248 WOOD, SIMPLY WORKED	553	1 04	64
763 SOUND RECORDER,PHONOGRPH	76	970	577	291 CRUDE ANIMAL MATERLS,NES	2 614	1 050	657
764 TELECOMM.EQUIP.PARTS NES	9 091	160 230	100 479	292 CRUDE VEG.MATERIALS, NES	1 858	648	398
771 ELECT POWER MACHNRY,PARTS	34 082	47 394	29 706	321 COAL,NOT AGGLOMERATED	43 832	1 136	691
772 ELEC.SWITCH,RELAY,CIRCUIT	12 772	95 178	59 146	322 BRIQUETTES,LIGNITE,PEAT	30 624	592	377
773 ELECTR DISTRIB.EQPT NES	9 074	23 919	14 854	515 ORGANO-INORGANIC COMPNDS		64	39
774 ELECTRO-MEDCL,XRAY EQUIP	1 095	26 196	16 483	551 ESSNTL.OIL,PERFUME,FLAVR	61	42	
775 DOM.ELEC,NON-ELEC.EQUIPT	5 121	13 518	8 412	582 PLASTIC PLATE,SHEETS,ETC	14	58	37
776 TRANSISTORS,VALVES,ETC.	449	66 507	41 240	598 MISC.CHEMICAL PRODTS,NES	1 400	132	76
778 ELECTRIC.MACH.APPART,NES	23 356	62 521	38 770	625 RUBBER TYRES,TUBES,ETC.	2 155	599	368
781 PASS.MOTOR VEHCLS,EX.BUS	216 303	724 320	448 604	634 VENEERS, PLYWOOD, ETC.	339	156	97
782 GOODS,SPCL TRANSPORT VEH	14 329	18 229	11 218	635 WOOD MANUFACTURES, NES	13 625	3 822	2 344
783 ROAD MOTOR VEHICLES NES	1 470	3 985	2 307	642 PAPER,PAPERBOARD,CUT ETC	145	129	81
784 PARTS,TRACTORS,MOTOR VEH	101 735	262 255	162 465	652 COTTON FABRICS, WOVEN	1 936	1 017	640
786 TRAILERS,SEMI-TRAILR,ETC	9 317	5 650	3 541	653 FABRICS,MAN-MADE FIBRES	1 044	673	421
791 RAILWAY VEHICLES.EQUIPNT	265	1 613	1 023	654 OTH.TEXTILE FABRIC,WOVEN	316	56	34
792 AIRCRAFT, ASSOCTD. EQUIPNT	50	11 879	7 305	658 TEXTILE ARTICLES NES	1 685	7 741	4 732
800 CPL IND PLANT CHAP 90/94	133	2 328	1 460	659 FLOOR COVERINGS, ETC.	493	644	395
812 PLUMBING,SANITRY,EQPT,ETC	512	919	553	661 LIME,CEMENT,CONSTR.MATRL	19 255	623	384
813 LIGHTNG FIXTURES ETC,NES	1 356	7 546	4 740	663 MINERAL MANUFACTURES,NES	3 905	785	473
821 FURNITURE,CUSHIONS,ETC.	2 366	7 719	4 866	665 GLASSWARE	1 444	352	226
831 TRUNK,SUIT-CASES,BAG,ETC	104	640	390	666 POTTERY	72 754	13 759	8 375
841 MENS,BOYS CLOTHING,X-KNIT	30	629	392	697 HOUSEHOLD EQUIPMENT,NES	142	82	51
842 WOMEN,GIRL CLOTHING,XKNIT	3	445	268	715 PRINTNG,BOOKBINDNG MACHS	13	67	40
845 OTHR.TEXTILE APPAREL,NES	22	185	107	764 TELECOMM.EQUIP.PARTS NES	1	50	32
846 CLOTHING ACCESSRS,FABRIC	66	1 163	715	773 ELECTR DISTRIB.EQPT NES	107	130	78
848 CLOTHING,NONTXTL;HEADGEAR	56	493	310	785 CYCLES,MOTORCYCLES ETC.	170	184	117
851 FOOTWEAR	1 562	4 856	2 997	786 TRAILERS,SEMI-TRAILR,ETC	110	54	34
871 OPTICAL INSTRUMENTS,NES	103	4 413	2 730	791 RAILWAY VEHICLES.EQUIPNT	166	56	32
872 MEDICAL INSTRUMENTS NES	1 087	23 294	14 467	813 LIGHTNG FIXTURES ETC,NES	201	47	30
873 METERS,COUNTERS,NES	247	1 909	1 168	821 FURNITURE,CUSHIONS,ETC.	4 388	2 305	1 430
874 MEASURE,CONTROL INSTRMNT	2 979	55 854	34 697	831 TRUNK,SUIT-CASES,BAG,ETC	15 300	36 291	22 362
881 PHOTOGRAPH APPAR.ETC,NES	477	4 665	2 931	841 MENS,BOYS CLOTHING,X-KNIT	35 371	125 285	77 997
882 PHOTO.CINEMATOGRPH.SUPPL	9 589	13 259	8 181	842 WOMEN,GIRL CLOTHING,XKNIT	26 522	117 980	73 338
884 OPTICAL GOODS NES	14	3 046	1 906	843 MENS,BOYS CLOTHING,KNIT	1 907	2 873	1 816
885 WATCHES AND CLOCKS	361	19 686	12 085	844 WOMEN,GIRLS CLOTHING,KNIT	1 044	3 438	2 168
891 ARMS AND AMMUNITION	155	5 034	3 120	845 OTHR.TEXTILE APPAREL,NES	9 229	35 934	22 396
892 PRINTED MATTER	2 938	4 628	2 852	846 CLOTHING ACCESSRS,FABRIC	125	448	287
893 ARTICLES,NES,OF PLASTICS	10 973	21 102	13 296	848 CLOTHING,NONTXTL;HEADGEAR	1 761	9 151	5 750
894 BABY CARRIAGE, TOYS,GAMES	1 192	2 413	1 516	851 FOOTWEAR	111 530	182 430	112 522
895 OFFICE, STATIONERY SUPPLS	4 502	13 323	8 236	874 MEASURE,CONTROL INSTRMNT	17	412	243
896 WORKS OF ART,ANTIQUE ETC	2	80	50	884 OPTICAL GOODS NES	29	89	53
897 GOLD,SILVERWARE,JEWEL NES	6	8 557	5 241	892 PRINTED MATTER	57	130	85
898 MUSICAL INSTRUMENTS,ETC.	1 637	45 397	28 488	893 ARTICLES,NES,OF PLASTICS	218	282	171
899 MISC MANUFCTRD GOODS NES	502	4 968	3 073	894 BABY CARRIAGE,TOYS,GAMES	3 709	5 594	3 479
941 COMPL IND PLANT CHAPT 99	1 383	5 456	3 434	896 WORKS OF ART,ANTIQUE ETC	71	57	38
971 GOLD,NONMONTRY EXCL ORES	65	70 572	43 900	898 MUSICAL INSTRUMENTS,ETC.	419	356	207
				899 MISC MANUFCTRD GOODS NES	6 508	2 970	1 819
LAOS				EXPORTS	670 815	241 289	150 177
IMPORTS	20 561	33 080	20 449				
071 COFFEE,COFFEE SUBSTITUTE	3 169	778	486	046 MEAL,FLOUR OF WHEAT,MSLN	255 341	11 306	7 160
075 SPICES	105	53	32	054 VEGETABLES	1 391	1 333	894
248 WOOD, SIMPLY WORKED	4 957	710	430	061 SUGARS,MOLASSES,HONEY	5 192	236	191
761 TELEVISION RECEIVERS ETC	405	405	233	073 CHOCOLATE,OTH.COCOA PREP	291	96	58
841 MENS,BOYS CLOTHING,X-KNIT	3 680	7 694	4 713	081 ANIMAL FEED STUFF	400	123	74
842 WOMEN,GIRL CLOTHING,XKNIT	2 668	10 257	6 355	098 EDIBLE PROD.PREPRPTS,NES	455	345	217
843 MENS,BOYS CLOTHING,KNIT	139	369	216	112 ALCOHOLIC BEVERAGES	2 334	1 904	1 172
844 WOMEN,GIRLS CLOTHING,KNIT	229	577	357				

7 IMPORTS AND EXPORTS (SPECIAL TRADE) BY COUNTRIES OF PRODUCTION AND CONSUMPTION AND BY GROUPS OF THE SITC-REV. III 1994

GROUP DESCRIPTION	DT = 100 KG	1 000 DM	1 000 \$	GROUP DESCRIPTION	DT = 100 KG	1 000 DM	1 000 \$
211 HIDES,SKINS(EX.FURS),RAW	92	55	36	848 CLOTHING,NONXTL;HEADGEAR	44	222	135
232 SYNTHETIC RUBBER, ETC.	420	169	109	851 FOOTWEAR	31	55	36
267 OTHER MAN-MADE FIBRES	2 634	1 554	961	871 OPTICAL INSTRUMENTS,NES	11	310	189
273 STONE, SAND AND GRAVEL	4 704	97	62	872 MEDICAL INSTRUMENTS NES	92	1 086	679
278 OTHER CRUDE MINERALS	3 274	270	170	873 METERS,COUNTERS,NES	66	205	132
292 CRUDE VEG.MATERIALS, NES	489	901	552	874 MEASURE,CONTROL INSTRMNT	173	3 737	2 343
334 PETROLEUM PRODUCTS	354	152	92	881 PHOTOGRAPH APPAR.ETC.NES	24	375	223
335 RESIDUAL PETROL.PRODUCTS	998	120	72	882 PHOTO.CINEMATOGRPH.SUPPL	243	350	211
511 HYDROCARBONS,NES,DERIVTS	530	141	86	884 OPTICAL GOODS NES		237	150
512 ALCOHOL,PHENOL,ETC.DERIV	1 834	185	118	891 ARMS AND AMMUNITION	2	96	63
513 CARBOXYLIC ACIDS,DERIVTS	9 394	1 583	998	892 PRINTED MATTER	115	880	559
515 ORGANO-INORGANIC COMPNDS	74	131	82	893 ARTICLES,NES,OF PLASTICS	480	875	537
516 OTHER ORGANIC CHEMICALS	606	682	438	895 OFFICE,STATIONERY SUPPLS	218	669	414
522 INORGANIC CHEM.ELEMENTS	1 246	285	177	898 MUSICAL INSTRUMENTS,ETC.	22	427	258
523 METAL.SALTS,INORGAN.ACID	3 936	523	326	899 MISC MANUFCTRD GOODS NES	555	3 202	1 987
531 SYNTH.COLOURS,LAKES,ETC.	121	234	143	941 COMPL IND PLANT CHAPT 99	30	227	144
532 DYEING,TANNING MATERIALS		62	37				
533 PIGMENTS,PAINTS,ETC.	2 056	1 871	1 162	CAMBODIA			
541 MEDICINES,ETC.EXC.GRP542	947	3 991	2 442	IMPORTS	11 696	22 286	13 528
542 MEDICAMENTS	5 031	7 108	4 390				
551 ESSNTL.OIL,PERFUME,FLAVR	288	607	372	036 CRUSTACEANS,MOLLUSCS ETC		135	219
554 SOAP,CLEANERS,POLISH,ETC	2 259	842	522	231 NATURAL RUBBER, ETC.		562	78
562 FERTILIZER,EXCEPT GRP272	55 281	1 130	667	841 MENS,BOYS CLOTHING,X-KNIT	4 179	10 725	6 447
571 POLYMERS OF ETHYLENE	2 000	70	45	842 WOMEN,GIRL CLOTHING,XKNIT	941	3 051	1 923
573 POLYMERS,VINYL CHLORIDE	3 617	982	603	843 MENS,BOYS CLOTHING,KNIT	109	262	160
575 OTH.PLASTIC,PRIMARY FORM	6 512	1 454	888	844 WOMEN,GIRLS CLOTHING,KNIT	272	496	303
581 PLASTIC TUBE,PIPE,HOSE	30	98	62	845 OTHR.TEXTILE APPAREL,NES	5 492	7 264	4 389
582 PLASTIC PLATE,SHEETS,ETC	828	2 424	1 478				
591 INSECTICIDES, ETC.	3 937	7 253	4 511	EXPORTS	4 092	6 400	3 981
592 STARCHES,INULIN,ETC.	1 256	477	302				
597 PREPRD ADDITIVES,LIQUIDS	1 927	786	501	112 ALCOHOLIC BEVERAGES	1 342	209	135
598 MISC.CHEMICAL PRDTS.NES	4 364	2 170	1 343	541 MEDICINES,ETC.EXC.GRP542	10	100	60
611 LEATHER	49	591	373	581 PLASTIC TUBE,PIPE,HOSE	800	178	103
613 FURSKINS,TANNED,DRESSED	11	53	33	723 CIVIL ENGINEERING EQUIPT	310	288	183
621 MATERIALS OF RUBBER	64	293	182	781 PASS.MOTOR VEHCLS.EX.BUS	480	1 527	918
629 ARTICLES OF RUBBER, NES	16	83	53	784 PARTS,TRACTORS,MOTOR VEH	16	99	60
634 VENEERS,PLYWOOD,ETC.	1 632	176	110	874 MEASURE,CONTROL INSTRMNT	5	237	145
641 PAPER AND PAPERBOARD	7 443	823	515				
642 PAPER,PAPERBOARD,CUT ETC	242	109	69	INDONESIA			
651 TEXTILE YARN	93	611	374	IMPORTS	14 971 598	3 010 280	1 857 739
652 COTTON FABRICS, WOVEN	2 367	8 008	5 039				
653 FABRICS,MAN-MADE FIBRES	670	2 851	1 751	001 LIVE ANIMALS	85	347	212
654 OTH.TEXTILE FABRIC,WOVEN	616	1 639	1 025	024 CHEESE AND CURD	144	115	68
655 KNIT.CROCHET.FABRIC NES	190	755	451	034 FISH,FRESH,CHILLED,FROZN	545	1 683	1 039
656 TULLE,LACE,EMBROIDRY,ETC	117	913	557	035 FISH,DRIED,SALTED,SMOKED	20	95	56
657 SPECIAL YARN,XTL.FABRIC	1 402	16 022	9 820	036 CRUSTACEANS,MOLLUSCS ETC	6 945	14 364	9 034
658 TEXTILE ARTICLES NES	45	235	148	037 FISH ETC.PRPD,PRSDV.NES	15 288	6 910	4 254
662 CLAY,REFRCT.CONSTR.MATRL	31 967	3 556	2 252	054 VEGETABLES	195 822	4 248	2 687
663 MINERAL MANUFACTURES,NES	1 736	755	465	056 VEGTABLES,PRPD,PRSDV,NES	4 105	829	496
673 FLAT-ROLLED IRON ETC.	1 436	109	65	057 FRUIT,NUTS EXCL.OIL NUTS	31 738	5 109	3 164
676 IRON,STL.BAR,SHAPES ETC.	2 087	142	89	058 FRUIT,PRESERVED,PREPARED	319 606	29 537	17 792
679 TUBES,PIPES,ETC.IRON,STL	5 738	1 235	732	059 FRUIT,VEGETABLE JUICES	47 426	7 445	4 555
682 COPPER	288	172	107	061 SUGARS,MOLASSES,HONEY	110 210	1 648	1 069
684 ALUMINIUM	2 126	4 170	2 614	062 SUGAR CONFECTIONERY	154	105	62
691 METALLIC STRUCTURES NES	387	406	261	071 COFFEE,COFFEE SUBSTITUTE	455 273	124 254	77 495
692 CONTAINERS,STORAGE,TRNSP	2 136	322	193	072 COCOA	306 336	72 165	45 163
693 WIRE PRODUCTS EXCL.ELECT	624	121	78	074 TEA AND MATE	40 130	18 974	11 827
694 NAILS,SCREWS,NUTS,ETC.	36	66	40	075 SPICES	83 586	33 302	20 689
695 TOOLS	151	470	295	62 081 ANIMAL FEED STUFF	2 608 809	49 769	30 740
696 CUTLERY	506	2 081	1 273	098 EDIBLE PROD.PREPRTNS,NES	877	356	224
697 HOUSEHOLD EQUIPMENT,NES	77	110	62	816 112 ALCOHOLIC BEVERAGES	944	492	304
699 MANUFACT.BASE METAL,NES	441	596	365	469 121 TOBACCO,UNMANUFACTURED	16 299	18 182	11 241
700 CPL IND PLANT (84/85/87)	339	1 289	816	517 122 TOBACCO,MANUFACTURED	30	59	35
711 STEAM GENER. BOILERS,ETC.	587	736	469	223 OILSEED(OTH.FIX.VEG.OIL)	247 615	15 690	9 947
713 INTRNL COMBUS PSTN ENGIN	1 013	836	517	231 NATURAL RUBBER, ETC.	460 711	78 777	48 883
716 ROTATING ELECTRIC PLANT	1 317	2 550	1 617	232 SYNTHETIC RUBBER, ETC.	1 210	254	167
718 OTH.PWR.GENRTNG.MACHNRY	2	52	33	245 FUEL WOOD, WOOD CHARCOAL	61 634	3 120	1 909
723 CIVIL ENGINEERING EQUIPT	3 434	1 137	675	247 WOOD ROUGH,ROUGH SQUARED	326	87	55
724 TEXTILE,LEATHER MACHINES	3 631	11 938	7 427	248 WOOD, SIMPLY WORKED	87 378	22 015	13 633
725 PAPER,PULP MILL MACHINES	328	723	463	263 COTTON	4 791	981	624
726 PRINTNG,BOOKBINDING MACHS	2 268	10 676	6 672	266 SYNTHETIC FIBRES	108	66	44
727 FOOD-PROCESS.MCH.NON DOM	996	3 132	1 993	267 OTHER MAN-MADE FIBRES	388	50	30
728 OTH.MACH,PTS,SPCL INDUST	2 043	6 907	4 289	269 WORN CLOTHING,TEXTL.ARTL	240	145	91
733 MACH-TOOLS,METAL-WORKING	327	1 642	1 051	68 273 STONE, SAND AND GRAVEL	1 275	53	33
735 PARTS,NES,FOR MACH-TOOLS	20	388	247	595 283 COPPER ORES,CONCENTRATES	434 766	49 201	30 281
737 METALWORKING MACHNRY NES	12	111	68	584 291 CRUDE ANIMAL MATERLS.NES	95	198	117
741 HEATING,COOLING EQUIP,PART	159	966	595	292 CRUDE VEG.MATERIALS, NES	44 289	6 522	4 044
742 PUMPS FOR LIQUIDS,PARTS	205	924	584	2132 COAL,NOT AGGLOMERATED	2 677 042	18 994	11 855
743 PUMPS NES,CENTRIFUGS ETC	463	2 269	1 404	322 BRIQUETTES,LIGNITE,PEAT	12 421	131	84
744 MECHANICAL HANDLING EQUIP	1 591	3 319	2 132	360 335 RESIDUAL PETROL.PRODUCTS	70 076	1 883	1 169
745 OTH.NONELEC MCH,TOOL,NES	1 286	9 177	5 737	422 FIXED VEG.FAT,OILS,OTHER	3 463 663	285 659	177 415
747 TAPS,COCKS,VALVES,ETC.	92	589	360	431 ANIMAL,VEG.FATS,OILS,NES	337 568	29 396	18 493
748 TRANSMISSIONS SHAFTS ETC	1 114	1 791	1 130	512 ALCOHOL,PHENOL,ETC.DERIV	45 440	4 846	3 032
749 NON-ELECT MACH.PARTS,ETC	80	338	209	513 CARBOXYLIC ACIDS,DERIVTS	10 362	1 765	1 077
751 OFFICE MACHINES	81	399	254	514 NITROGEN-FUNCT.COMPOUNDS	45 019	17 890	11 094
752 AUTOMATC.DATA PROC.EQUIP	429	3 144	1 952	515 ORGANO-INORGANIC COMPNDS	2 996	1 377	858
759 PARTS,FOR OFFICE MACHINS	8	104	64	516 OTHER ORGANIC CHEMICALS	187	141	86
763 SOUND RECORDER,PHONOGRPH	7	91	55	522 INORGANIC CHEM.ELEMENTS	5 010	404	259
764 TELECOMM.EQUIP.PARTS NES	1 414	29 323	18 185	531 SYNTH.COLOURS,LAKES,ETC.	477	355	230
771 ELECT PWR MACHNRY.PARTS	182	1 127	695	541 MEDICINES,ETC.EXC.GRP542	224	555	347
772 ELEC.SWITCH.RELAY.CIRCUIT	960	4 010	2 500	551 ESSNTL.OIL,PERFUME,FLAVR	2 242	5 477	3 404
773 ELECTR DISTRIB. EQPT NES	266	1 114	687	554 SOAP,CLEANERS,POLISH,ETC	2 052	446	278
774 ELECTRO-MEDCL,XRAY EQUIP	62	742	452	581 PLASTIC TUBE,PIPE,HOSE	318	310	190
775 DOM.ELEC,NON-ELEC.EQUIPT	147	382	233	582 PLASTIC PLATE,SHEETS,ETC	3 886	1 036	642
776 TRANSISTORS,VALVES,ETC.	2	117	72	598 MISC.CHEMICAL PRDTS.NES	49 126	5 228	3 218
778 ELECTRIC.MACH.APPART.NES	856	2 412	1 485	611 LEATHER	4 145	19 797	12 200
781 PASS.MOTOR VEHCLS.EX.BUS	1 853	3 775	2 340	50 612 MANUFACT.LEATHER ETC.NES	10	62	38
782 GOODS,SPCL TRANSPORT VEH	177 189	10 044	6 357	621 MATERIALS OF RUBBER	9 961	2 428	1 500
783 ROAD MOTOR VEHICLES NES	1 100	79	50	625 RUBBER TYRES,TUBES,ETC.	22 306	9 950	6 220
784 PARTS,TRACTORS,MOTOR VEH	6 466	4 944	3 089	629 ARTICLES OF RUBBER, NES	1 181	939	591
785 CYCLES,MOTORCYCLES ETC.	71	305	182	634 VENEERS, PLYWOOD, ETC.	806 038	126 197	77 386
786 TRAILERS,SEMI-TRAILR,ETC	1 199	134	84	635 WOOD MANUFACTURES, NES	674 526	175 074	108 294
800 CPL IND PLANT CHAP 90/94	5	80	51	641 PAPER AND PAPERBOARD	722	198	124
812 PLUMBING,SANITRY,EQPT.ETC	135	109	64	642 PAPER,PAPERBOARD,CUT ETC	5 464	1 873	1 164
813 LIGHTING FIXTURES ETC.NES	41	91	57	651 TEXTILE YARN	75 289	35 827	22 022
821 FURNITURE,CUSHIONS,ETC.	114	141	86	652 COTTON FABRICS, WOVEN	23 414	18 659	11 427
842 WOMEN,GIRL CLOTHING,XKNIT	7	57	30				
846 CLOTHING ACCESSRS,FABRIC	24	123	77				

7 IMPORTS AND EXPORTS (SPECIAL TRADE) BY COUNTRIES OF PRODUCTION AND CONSUMPTION AND BY GROUPS OF THE SITC-REV. III 1994

GROUP DESCRIPTION	DT = 100 KG	1 000 DM	1 000 \$	GROUP DESCRIPTION	DT = 100 KG	1 000 DM	1 000 \$
653 FABRICS,MAN-MADE FIBRES	114 985	108 295	66 238	282 FERROUS WASTE AND SCRAP	1 274 599	25 217	14 920
654 OTH.TEXTILE FABRIC,WOVEN	36	70	44	287 ORE,CONCENTR.BASE METALS	1 200	61	36
655 KNIT.CROCHET,FABRIC NES	387	382	237	288 NON-FERROUS WASTE,SCRAP	6 404	331	203
656 TULLE,LACE,EMBROIDRY,ETC	310	889	544	292 CRUDE VEG.MATERIALS, NES	2 228	3 151	1 961
658 TEXTILE ARTICLES NES	25 219	31 146	19 038	321 COAL,NOT AGGLOMERATED	750	93	58
659 FLOOR COVERINGS, ETC.	1 030	898	543	334 PETROLEUM PRODUCTS	19 698	2 787	1 724
661 LIME,CEMENT,CONSTR.MATRL	596	144	86	335 RESIDUAL PETROL. PRODUCTS	20 154	2 160	1 335
662 CLAY,REFRCT.CONSTR.MATRL	6 014	519	322	411 ANIMAL OILS AND FATS	196	151	94
663 MINERAL MANUFACTURES,NES	408	66	42	421 FIXED VEG.FAT,OILS, SOFT	11 880	1 540	989
664 GLASS	521	235	145	422 FIXED VEG.FAT,OILS,OTHER	3 245	319	204
665 GLASSWARE	22 990	3 342	2 076	431 ANIMAL,VEG.FATS,OILS,NES	7 779	1 443	892
666 POTTERY	10 163	4 191	2 562	511 HYDROCARBONS,NES,DERIVTS	45 731	5 952	3 607
667 PEARLS,PRECIOUS STONES	*	*	*	512 ALCOHOL,PHENOL,ETC.DERIV	77 479	9 601	5 927
671 PIG IRON,SPIEGELLEISN,ETC	49 661	9 969	6 372	513 CARBOXYLIC ACIDS,DERIVTS	66 495	15 251	9 502
684 ALUMINIUM	309	131	84	514 NITROGEN-FUNCT.COMPOUNDS	16 431	11 644	7 221
687 TIN	23 856	21 188	13 070	515 ORGANO-INORGANIC COMPOUNDS	19 514	29 501	18 175
694 NAILS,SCREWS,NUTS,ETC.	1 194	594	363	516 OTHER ORGANIC CHEMICALS	33 000	17 876	11 103
695 TOOLS	3 322	580	359	522 INORGANIC CHEM.ELEMENTS	128 594	29 908	18 500
696 CUTLERY	23 531	30 828	19 080	523 METAL,SALTS,INORGAN.ACID	135 335	17 024	10 487
697 HOUSEHOLD EQUIPMENT,NES	4 935	3 523	2 197	524 OTHER CHEMICAL COMPOUNDS	1 325	785	480
699 MANUFACTS.BASE METAL,NES	2 852	2 125	1 285	525 RADIO-ACTIVE MATERIALS	21	20	138
712 STEAM TURBINES	110	177	107	531 SYNTH.COLOURS,LAKES,ETC.	21 709	45 073	27 881
713 INTRNL COMBUS PSTN ENGIN	14	95	60	532 DYEING,TANNING MATERIALS	31 502	5 372	3 312
714 ENGINES,MOTORS NON-ELECT	600	1 705	1 031	533 PIGMENTS, PAINTS, ETC.	38 023	22 277	13 832
716 ROTATING ELECTRIC PLANT	318	2 249	1 446	541 MEDICINES,ETC.EXC.GRP542	2 744	22 305	13 810
724 TEXTILE,LEATHER MACHINES	243	356	217	542 MEDICAMENTS	790	9 149	5 660
725 PAPER,PULP MILL MACHINES	471	418	264	551 ESSNTL.OIL,PERFUME,FLAVR	10 345	25 086	15 496
728 OTH.MACH,PTS,SPCL INDUST	62	141	87	553 PERFUMERY,COSMETICS,ETC.	623	2 975	1 835
737 METALWORKING MACHNRY NES	7	73	43	554 SOAP,CLEANERS,POLISH,ETC	52 511	17 120	10 581
741 HEATING,COOLING EQUIP,PART	50	85	53	562 FERTILIZER,EXCEPT GRP272	549 554	11 392	6 781
742 PUMPS FOR LIQUIDS,PARTS	375	439	269	571 POLYMERS OF ETHYLENE	129 166	15 918	9 914
743 PUMPS NES,CENTRIFUGS ETC	1 469	1 544	941	572 POLYMERS OF STYRENE	910	138	85
745 OTH.NONELEC MCH,TOOL,NES	113	224	144	573 POLYMERS,VINYL CHLORIDE	63 212	8 359	5 193
747 TAPS,COCKS,VALVES,ETC.	16	51	33	574 POLYACETAL,POLYCARBONATE	27 953	11 408	7 154
748 TRANSMISSIONS SHAFTS ETC	214	354	218	575 OTH.PLASTIC,PRIMARY FORM	131 272	47 221	29 438
749 NON-ELECT MACH.PARTS,ETC	181	387	243	579 PLASTIC WASTE,SCRAP ETC	29 321	1 069	657
751 OFFICE MACHINES	2 844	8 100	5 109	581 PLASTIC TUBE,PIPE,HOSE	464	890	543
752 AUTOMATC.DATA PROC.EQUIP	13 330	38 974	24 011	582 PLASTIC PLATE,SHEETS,ETC	16 691	10 879	6 760
759 PARTS,FOR OFFICE MACHINES	3 168	2 643	1 655	583 MONOFILAMENT OF PLASTICS	42	46	30
761 TELEVISION RECEIVERS ETC	23 175	45 550	26 912	591 INSECTICIDES, ETC.	16 704	13 189	8 121
762 RADIO-BROADCAST RECEIVER	15 500	55 838	34 713	592 STARCHES,INULIN,ETC.	105 310	13 316	8 324
763 SOUND RECORDER,PHONOGRPH	9 838	45 912	28 296	593 EXPLOSIVES,PYROTECHNICS	11	45	30
764 TELECOMM.EQUIP.PARTS NES	4 404	29 603	18 604	597 PREPRD ADDITIVES,LIQUIDS	37 546	14 366	8 864
771 ELECT POWR MACHNRY,PARTS	14	474	298	598 MISC.CHEMICAL PRDCTS,NES	139 187	50 678	31 227
772 ELEC.SWITCH,RELAY,CIRCUIT	47	889	567	600 CPL IND PLANT CHAP 69-76	14 807	26 879	16 818
773 ELECTR DISTRIBT.EQPT NES	13	72	45	611 LEATHER	1 672	3 702	2 294
775 DOM.ELEC,NON-ELEC,EQUIPT	13	75	48	612 MANUFACT. LEATHER ETC,NES	12	138	86
776 TRANSISTORS,VALVES,ETC.	122	6 595	4 127	621 MATERIALS OF RUBBER	1 525	2 270	1 405
778 ELECTRIC.MACH.APART.NES	57 099	17 374	10 846	625 RUBBER TYRES,TUBES,ETC.	905	718	460
784 PARTS,TRACTORS,MOTOR VEH	89	716	456	629 ARTICLES OF RUBBER, NES	1 595	4 458	2 756
785 CYCLES,MOTORCYCLES ETC.	5 931	5 074	3 108	634 VENEERS, PLYWOOD, ETC.	8 517	1 158	736
813 LIGHTING FIXTURES ETC,NES	1 049	1 393	819	635 WOOD MANUFACTURES, NES	2 151	809	498
821 FURNITURE,CUSHIONS,ETC.	175 770	115 684	71 390	641 PAPER AND PAPERBOARD	91 340	18 513	11 472
831 TRUNK,SUIT-CASES,BAG,ETC	17 794	18 272	11 241	642 PAPER,PAPERBOARD,CUT ETC	8 597	2 973	1 850
841 MENS,BOYS CLOTHING,X-KNIT	49 572	136 483	83 975	651 TEXTILE YARN	15 072	9 173	5 752
842 WOMEN,GIRL CLOTHING,XKNIT	58 452	234 318	144 349	652 COTTON FABRICS, WOVEN	491	1 316	816
843 MENS,BOYS CLOTHING,KNIT	10 788	27 294	16 722	653 FABRICS,MAN-MADE FIBRES	1 083	3 002	1 864
844 WOMEN,GIRLS CLOTHING,KNIT	16 938	51 270	31 593	654 OTH.TEXTILE FABRIC,WOVEN	1 504	3 614	2 138
845 OTHR.TEXTILE APPAREL,NES	60 520	196 818	121 567	655 KNIT.CROCHET.FABRIC NES	143	671	415
846 CLOTHING ACCESSRS,FABRIC	6 255	18 267	11 290	656 TULLE,LACE,EMBROIDRY,ETC	92	503	371
848 CLOTHING,NONXTL,HEADGEAR	8 448	35 999	22 250	657 SPECIAL YARN,TXTL.FABRIC	11 543	24 080	15 040
851 FOOTWEAR	100 088	226 148	137 510	658 TEXTILE ARTICLES NES	504	826	513
872 MEDICAL INSTRUMENTS NES	43	126	80	659 FLOOR COVERINGS, ETC.	2 124	136	86
874 MEASURE,CONTROL INSTRMNT	45	630	383	661 LIME,CEMENT,CONSTR.MATRL	2 740	423	270
881 PHOTOGRAPH APPAR,ETC,NES	518	17 938	11 138	662 CLAY,REFRCT.CONSTR.MATRL	242 655	38 970	24 300
882 PHOTO.CINEMATOGRPH.SUPPL	36	318	203	663 MINERAL MANUFACTURES,NES	22 084	11 925	7 325
884 OPTICAL GOODS NES	102	837	509	664 GLASS	15 547	3 747	2 305
885 WATCHES AND CLOCKS	121	99	61	665 GLASSWARE	2 981	3 036	1 892
891 ARMS AND AMMUNITION	100	1 004	597	666 POTTERY	153	388	237
892 PRINTED MATTER	567	894	530	687 PEARLS,PRECIOUS STONES	*	*	*
893 ARTICLES,NES,OF PLASTICS	25 884	8 597	5 207	671 PIG IRON,SPIEGELLEISN,ETC	6 011	1 290	803
894 BABY CARRIAGE,TOYS,GAMES	29 722	41 108	25 521	673 FLAT-ROLLED IRON ETC.	75 848	5 350	3 296
895 OFFICE,STATIONERY SUPPLS	4 571	5 146	3 176	674 FLAT-ROLLED PLATED IRON	5 176	436	272
896 WORKS OF ART,ANTIQUE NES	868	315	191	675 FLAT-ROLLED, ALLOY STEEL	19 913	6 143	3 857
897 GOLD,SILVERWARE,JEWEL NES	540	9 407	5 844	676 IRON,STL,BAR,SHAPES ETC.	88 914	8 033	4 946
898 MUSICAL INSTRUMENTS,ETC.	11 722	14 941	9 241	677 RAILWAY TRACK IRON,STEEL	406	87	53
899 MISC MANUFCTRD GOODS NES	14 388	12 742	7 830	678 WIRE OF IRON OR STEEL	1 811	657	415
EXPORTS	6 226 772	3 536 006	2 189 263	679 TUBES,PIPES,ETC. IRON,STL	47 557	9 805	6 023
001 LIVE ANIMALS	67	1 392	870	681 SILVER,PLATINUM,ETC.	5	163	102
017 MEAT,OFFL.PRPD,PRSD,NES	49	71	41	682 COPPER	24 284	16 054	10 011
022 MILK AND CREAM	27 145	7 099	4 423	683 NICKEL	244	528	327
034 FISH,FRESH,CHILLED,FROZN	17	74	45	684 ALUMINIUM	26 277	13 644	8 475
048 CEREAL PREPARATIONS	1 080	352	219	685 LEAD	1 580	186	106
054 VEGETABLES	1 746	290	181	686 ZINC	1 419	239	142
056 VEGETABLES,PRPD,PRSD,NES	776	515	325	687 TIN	30	54	32
058 FRUIT,PRESERVED,PREPARED	174	113	73	689 MISC.NON-FERR.BASE METAL	29	68	41
061 SUGARS,MOLASSES,HONEY	165 970	9 105	5 478	691 METALLIC STRUCTURES NES	27 592	13 653	8 361
062 SUGAR CONFECTIONERY	128	73	45	692 CONTAINERS,STORAGE,TRNSP	5 053	6 851	4 200
073 CHOCOLATE,OTH.COCOA PREP	457	309	195	693 WIRE PRODUCTS EXCL.ELECT	12 181	11 144	6 870
081 ANIMAL FEED STUFF	7 238	3 787	2 362	694 NAILS,SCREWS,NUTS,ETC.	813	1 527	948
091 MARGARINE AND SHORTENING	645	164	100	695 TOOLS	5 776	15 749	9 757
098 EDIBLE PROD.PREPRNTS,NES	2 107	1 568	968	696 CUTLERY	185	1 097	667
112 ALCOHOLIC BEVERAGES	33	49	31	697 HOUSEHOLD EQUIPMENT,NES	2 305	2 754	1 696
211 HIDES,SKINS(EX.FURS),RAW	2 679	983	635	699 MANUFACTS.BASE METAL,NES	14 840	11 680	7 197
231 NATURAL RUBBER, ETC.	292	96	59	700 CPL IND PLANT (84/85/87)	90 980	340 619	208 470
232 SYNTHETIC RUBBER, ETC.	27 100	6 965	4 339	711 STEAM GENER. BOILERS,ETC.	11 021	11 306	6 962
247 WOOD ROUGH,ROUGH SQUARED	33 538	1 799	1 028	712 STEAM TURBINES	2 482	15 139	9 170
248 WOOD, SIMPLY WORKED	9 335	836	512	713 INTRNL COMBUS PSTN ENGIN	4 912	47 242	30 210
251 PULP AND WASTE PAPER	227 868	2 596	1 631	714 ENGINES,MOTORS NON-ELECT	1 964	12 777	7 765
263 COTTON	3 662	936	581	716 ROTATING ELECTRIC PLANT	10 297	25 061	15 568
266 SYNTHETIC FIBRES	53 682	13 262	8 232	718 OTH.POWR.GENRTNG.MACHNRY	191	1 396	862
267 OTHER MAN-MADE FIBRES	3 964	1 186	753	721 AGRIC.MACHINES,EX.TRACTR	8 916	5 300	3 296
268 WOOL, OTHER ANIMAL HAIR	999	226	139	722 TRACTORS	1 061	1 132	661
273 STONE, SAND AND GRAVEL	44 443	1 011	624	723 CIVIL ENGINEERING EQUIPT	18 841	22 085	13 680
274 SULPHUR,UNRSTD. IRON PYRS	3 317	705	441	724 TEXTILE,LEATHER MACHINES	61 187	191 113	119 248
276 OTHER CRUDE MINERALS	513 602	8 964	5 531	725 PAPER,PULP MILL MACHINES	7 547	19 223	12 048
				726 PRINTNG,BOOKBINDNG MACHS	13 646	56 377	35 522
				727 FOOD-PROCESS.MCH.NON DOM	2 396	13 932	8 742

7 IMPORTS AND EXPORTS (SPECIAL TRADE) BY COUNTRIES OF PRODUCTION AND CONSUMPTION AND BY GROUPS OF THE SITC-REV. III 1994

GROUP DESCRIPTION	DT = 100 KG	1 000 DM	1 000 \$	GROUP DESCRIPTION	DT = 100 KG	1 000 DM	1 000 \$
728 OTH.MACH,PTS,SPCL INDUST	43 587	153 917	95 805	554 SOAP,CLEANERS,POLISH,ETC	412	103	66
731 METAL REMOVAL WORK TOOLS	31 078	11 089	6 929	572 POLYMERS OF STYRENE	15 520	3 103	1 878
733 MACH-TOOLS,METAL-WORKING	14 544	6 588	4 055	581 PLASTIC TUBE,PIPE,HOSE	387	317	187
735 PARTS,NES,FOR MACH-TOOLS	5 250	3 806	2 382	582 PLASTIC PLATE,SHEETS,ETC	1 305	337	206
737 METALWORKING MACHNRY NES	6 508	10 670	6 587	591 INSECTICIDES, ETC.	1 224	726	459
741 HEATING,COOLING EQUIP,PART	21 725	63 323	39 430	592 STARCHES,INULIN,ETC.	538	264	166
742 PUMPS FOR LIQUIDS,PARTS	4 363	20 750	12 897	598 MISC.CHEMICAL PRODTS.NES	362 347	46 871	29 008
743 PUMPS NES,CENTRIFUGS ETC	9 784	36 224	22 481	611 LEATHER	25	131	83
744 MECHANICAL HANDLING EQUIP	12 770	29 434	18 427	621 MATERIALS OF RUBBER	24 546	10 377	6 436
745 OTH.NONELEC MCH,TOOL,NES	14 244	71 200	44 441	625 RUBBER TYRES,TUBES,ETC.	11 047	3 913	2 424
746 BALL OR ROLLER BEARINGS	336	1 028	642	629 ARTICLES OF RUBBER, NES	8 017	2 902	1 808
747 TAPS,COCKS,VALVES,ETC.	2 647	12 129	7 498	634 VENEERS, PLWOOD, ETC.	23 375	5 421	3 315
748 TRANSMISSIONS SHAFTS ETC	4 052	13 747	8 551	635 WOOD MANUFACTURES, NES	236 689	66 585	41 327
749 NON-ELECT MACH.PARTS,ETC	3 189	7 629	4 712	636 PAPER,PAPERBOARD,CUT ETC	9 213	4 246	2 643
751 OFFICE MACHINES	639	2 420	1 478	651 TEXTILE, YARN	19 664	12 136	7 380
752 AUTOMATC.DATA PROC.EQUIP	118	3 313	2 059	652 COTTON FABRICS, WOVEN	14 838	11 732	7 236
759 PARTS,FOR OFFICE MACHINS	41	652	404	653 FABRICS,MAN-MADE FIBRES	11 812	9 197	5 669
761 TELEVISION RECEIVERS ETC	127	653	388	656 TULLE,LACE,EMBROIDRY,ETC	86	458	293
762 RADIO-BROADCAST RECEIVER	19	173	108	657 SPECIAL YARN,TXTL.FABRIC	134	83	52
763 SOUND RECORDER,PHONOGRPH	34	838	529	658 TEXTILE ARTICLES NES	3 801	5 582	3 362
764 TELECOMM.EQUIP.PARTS NES	18 338	303 124	186 825	681 LIME,CEMENT,CONSTR.MATRL	1 490	204	121
771 ELECT POWER MACHNY.PARTS	14 080	27 948	17 481	682 CLAY,REFRCT.CONSTR.MATRL	599	74	45
772 ELEC.SWITCH.RELAY.CIRCUT	13 283	56 592	35 139	683 MINERAL MANUFACTURES,NES	9 355	1 122	683
773 ELECTR DISTRIBT.EQPT NES	6 703	11 449	7 115	684 GLASS	37	117	73
774 ELECTRO-MEDCL.XRAY EQUIP	698	10 561	6 675	685 GLASSWARE	2 691	4 686	2 824
775 DOM.ELEC, NON-ELEC. EQUIPT	967	3 341	2 058	686 POTTERY	65 006	6 086	3 716
776 TRANSISTORS,VALVES,ETC.	79	1 988	1 238	678 WIRE OF IRON OR STEEL	194	100	60
778 ELECTRIC.MACH.APART.NES	29 334	34 336	21 154	679 TUBES,PIPES,ETC. IRON,STL	3 718	524	314
781 PASS.MOTOR VEHCLS.EX.BUS	41 242	138 535	86 754	682 COPPER	216	281	159
782 GOODS,SPCL TRANSPORT VEH	4 117	7 872	4 753	687 TIN	13 592	12 146	7 476
783 ROAD MOTOR VEHICLES NES	2 264	2 642	1 608	681 METALLIC STRUCTURES NES	154	104	68
784 PARTS,TRACTORS,MOTOR VEH	49 954	118 876	74 018	632 CONTAINERS,STORAGE,TRNSP	114	299	194
785 CYCLES,MOTORCYCLES ETC.	65	264	170	693 WIRE PRODUCTS EXCL.ELECT	977	316	198
786 TRAILERS,SEMI-TRAILR,ETC	6 114	4 232	2 583	694 NAILS,SCREWS,NUTS,ETC.	162 229	37 222	23 106
791 RAILWAY VEHICLES.EQUIPNT	308	2 680	1 662	695 TOOLS	526	725	441
792 AIRCRAFT, ASSOCTD. EQUIPNT	2 185	118 584	75 351	696 CUTLERY	248	576	354
793 SHIP,BOAT,FLOAT,STRUCTRS	170 222	431 138	263 721	697 HOUSEHOLD EQUIPMENT,NES	7 306	2 124	1 288
800 CPL IND PLANT CHAP 90/94	172	3 087	1 964	699 MANUFACTURES.BASE METAL,NES	26 863	23 002	14 149
812 PLUMBNG,SANITRY,EQPT,ETC	1 238	1 827	1 141	713 INTRNL COMBUS PSTN ENGIN	16	121	76
813 LIGHTNG FIXTURES ETC.NES	424	2 003	1 249	714 ENGINES,MOTORS NON-ELECT	1 052	134 336	81 785
821 FURNITURE,CUSHIONS,ETC.	1 129	1 817	1 136	716 ROTATING ELECTRIC PLANT	2 288	11 453	7 181
831 TRUNK,SUIT-CASES,BAG,ETC	6	310	190	724 TEXTILE,LEATHER MACHINES	637	914	553
841 MENS,BOYS CLOTHING,X-KNIT	8	199	121	728 OTH.MACH,PTS,SPCL INDUST	452	2 866	1 772
842 WOMEN,GIRL CLOTHING,XKNIT	31	1 066	660	733 MACH-TOOLS,METAL-WORKING	89	692	429
844 WOMEN,GIRLS CLOTHING.KNIT	40	83	52	735 PARTS,NES,FOR MACH-TOOLS	14	70	45
845 OTHR.TEXTILE APPAREL,NES	15	257	151	737 METALWORKING MACHNRY NES	17	109	67
846 CLOTHING ACCESSRS,FABRIC	44	832	525	741 HEATING,COOLING EQUIP,PART	2 289	4 396	2 738
848 CLOTHING,NONTXTL;HEADGEAR	100	257	159	742 PUMPS FOR LIQUIDS,PARTS	28	173	102
851 FOOTWEAR	1 055	1 840	1 147	743 PUMPS NES,CENTRIFUGS ETC	1 891	2 792	1 741
871 OPTICAL INSTRUMENTS,NES	13	323	202	744 MECHANICAL HANDLING EQUIP	90	204	121
872 MEDICAL INSTRUMENTS NES	477	10 276	6 365	745 OTH.NONELEC MCH,TOOL,NES	494	5 369	3 311
873 METERS,COUNTERS,NES	235	1 511	941	746 BALL OR ROLLER BEARINGS	2 010	4 400	2 755
874 MEASURE,CONTROL INSTRMNT	1 878	43 390	26 677	747 TAPS,COCKS,VALVES,ETC.	22	78	46
881 PHOTOGRAPH APPAR.ETC.NES	99	904	5 561	748 TRANSMISSIONS SHAFTS ETC	110	187	121
882 PHOTO.CINEMATOGRPH.SUPPL	6 827	9 440	5 825	749 NON-ELECT MACH.PARTS,ETC	158	219	134
884 OPTICAL GOODS NES	125	2 464	1 520	751 OFFICE MACHINES	4 610	22 297	13 928
885 WATCHES AND CLOCKS	248	1 703	1 069	752 AUTOMATC.DATA PROC.EQUIP	76 513	318 433	196 890
891 ARMS AND AMMUNITION	290	2 171	1 336	759 PARTS,FOR OFFICE MACHINS	2 943	12 304	7 651
892 PRINTED MATTER	1 281	2 182	1 369	761 TELEVISION RECEIVERS ETC	15 550	36 487	21 974
893 ARTICLES,NES,OF PLASTICS	5 604	9 131	5 688	762 RADIO-BROADCAST RECEIVER	132 630	532 131	330 798
894 BABY CARRIAGE,TOYS,GAMES	852	815	496	763 SOUND RECORDER,PHONOGRPH	36 276	146 439	90 943
895 OFFICE,STATIONERY SUPPLS	5 501	11 772	7 324	764 TELECOMM.EQUIP.PARTS NES	43 746	189 684	118 134
896 WORKS OF ART,ANTIQUE ETC	1	58	35	771 ELECT POWER MACHNY.PARTS	6 121	50 483	31 367
897 GOLD,SILVERWARE,JEWEL NES	1	423	258	772 ELEC.SWITCH.RELAY.CIRCUT	7 635	70 295	43 507
898 MUSICAL INSTRUMENTS,ETC.	327	1 314	822	773 ELECTR DISTRIBT.EQPT NES	6 140	13 143	8 225
899 MISC MANUFCTRD GOODS NES	684	2 057	1 289	774 ELECTRO-MEDCL.XRAY EQUIP	5	116	74
941 COMPL IND PLANT CHAPT 99	4 084	5 077	3 039	775 DOM.ELEC, NON-ELEC. EQUIPT	13 072	20 234	12 738
				776 TRANSISTORS,VALVES,ETC.	8 794	526 930	326 049
				778 ELECTRIC.MACH.APART.NES	7 897	142 834	88 530
				781 PASS.MOTOR VEHCLS.EX.BUS	162	2 119	1 358
				784 PARTS,TRACTORS,MOTOR VEH	4 086	11 858	7 253
				785 CYCLES,MOTORCYCLES ETC.	7 255	11 957	1 209
				786 TRAILERS,SEMI-TRAILR,ETC	4 981	3 119	1 941
				792 AIRCRAFT, ASSOCTD. EQUIPNT	28 671	23 805	13 714
				812 PLUMBNG,SANITRY,EQPT.ETC	2 890	585	347
				813 LIGHTNG FIXTURES ETC.NES	721	2 075	1 285
				821 FURNITURE,CUSHIONS,ETC.	35 408	18 751	11 604
				831 TRUNK,SUIT-CASES,BAG,ETC	1 550	4 060	2 488
				841 MENS,BOYS CLOTHING,X-KNIT	6 831	23 445	14 426
				842 WOMEN,GIRL CLOTHING,XKNIT	6 817	28 495	17 543
				843 MENS,BOYS CLOTHING,KNIT	2 013	6 155	3 732
				844 WOMEN,GIRLS CLOTHING.KNIT	15 386	45 297	27 696
				845 OTHR.TEXTILE APPAREL,NES	19 389	74 261	46 017
				846 CLOTHING ACCESSRS,FABRIC	5 492	25 072	15 345
				848 CLOTHING,NONTXTL;HEADGEAR	118 839	104 484	64 610
				851 FOOTWEAR	6 010	9 779	5 871
				871 OPTICAL INSTRUMENTS,NES	38	398	243
				872 MEDICAL INSTRUMENTS NES	20 197	103 464	64 315
				873 METERS,COUNTERS,NES	1 291	16 196	10 047
				874 MEASURE,CONTROL INSTRMNT	4 002	41 558	25 640
				881 PHOTOGRAPH APPAR.ETC.NES	2 427	84 462	52 620
				882 PHOTO.CINEMATOGRPH.SUPPL	10	83	52
				884 OPTICAL GOODS NES	943	6 853	4 273
				885 WATCHES AND CLOCKS	1 048	17 159	10 750
				892 PRINTED MATTER	1 456	1 221	744
				893 ARTICLES,NES,OF PLASTICS	27 454	16 130	9 914
				894 BABY CARRIAGE,TOYS,GAMES	31 947	52 831	32 720
				895 OFFICE,STATIONERY SUPPLS	4 200	7 381	4 574
				897 GOLD,SILVERWARE,JEWEL NES	4	14 390	8 921
				898 MUSICAL INSTRUMENTS,ETC.	3 655	8 470	5 274
				899 MISC MANUFCTRD GOODS NES	3 348	6 076	3 679
				EXPORTS	5 597 536	3 372 215	2 096 902
				001 LIVE ANIMALS	55	464	281
				022 MILK AND CREAM	53 387	16 342	10 025
				025 EGGS,BIRDS,YOLKS,ALBUMIN	1 763	167	103
MALAYSIA							
IMPORTS							
001 LIVE ANIMALS	27	275	168	786 TRAILERS,SEMI-TRAILR,ETC	4 981	3 119	1 941
034 FISH,FRESH,CHILLED,FROZN	30	500	313	792 AIRCRAFT, ASSOCTD. EQUIPNT	28 671	23 805	13 714
036 CRUSTACEANS,MOLLUSCS ETC	1 990	2 887	1 794	812 PLUMBNG,SANITRY,EQPT.ETC	2 890	585	347
037 FISH ETC.PREPD,PRUSD,NES	5 280	3 701	2 294	813 LIGHTNG FIXTURES ETC.NES	721	2 075	1 285
054 VEGETABLES	6 138	454	283	821 FURNITURE,CUSHIONS,ETC.	35 408	18 751	11 604
057 FRUIT,NUTS EXCL.OIL NUTS	40 395	10 249	6 332	831 TRUNK,SUIT-CASES,BAG,ETC	1 550	4 060	2 488
058 FRUIT,PRESERVED,PREPARED	45 807	5 328	3 213	841 MENS,BOYS CLOTHING,X-KNIT	6 831	23 445	14 426
059 FRUIT,VEGETABLE JUICES	3 099	790	494	842 WOMEN,GIRL CLOTHING,XKNIT	6 817	28 495	17 543
062 SUGAR CONFECTIONERY	141	86	52	843 MENS,BOYS CLOTHING,KNIT	2 013	6 155	3 732
072 COCOA	127 879	29 614	18 046	844 WOMEN,GIRLS CLOTHING.KNIT	15 386	45 297	27 696
074 TEA AND MATE	1 137	243	147	845 OTHR.TEXTILE APPAREL,NES	19 389	74 261	46 017
075 SPICES	21 276	7 299	4 570	846 CLOTHING ACCESSRS,FABRIC	5 492	25 072	15 345
081 ANIMAL FEED STUFF	3 987 615	69 711	42 965	848 CLOTHING,NONTXTL;HEADGEAR	118 839	104 484	64 610
091 MARGARINE AND SHORTENING	197	73	48	851 FOOTWEAR	6 010	9 779	5 871
098 EDIBLE PROD.PREPRPTS,NES	16 206	8 245	5 042	871 OPTICAL INSTRUMENTS,NES	38	398	243
111 NON-ALCOHOL. BEVERAGE,NES	509	79	49	872 MEDICAL INSTRUMENTS NES	20 197	103 464	64 315
223 OILSEED(OTH.FIX.VEG.OIL)	26 574	2 001	1 295	873 METERS,COUNTERS,NES	1 291	16 196	10 047
231 NATURAL RUBBER, ETC.	787 061	142 866	88 582	874 MEASURE,CONTROL INSTRMNT	4 002	41 558	25 640
232 SYNTHETIC RUBBER, ETC.	9 550	1 088	682	881 PHOTOGRAPH APPAR.ETC.NES	2 427	84 462	52 620
247 WOOD ROUGH,ROUGH SQUARED	4 461	1 118	695	882 PHOTO.CINEMATOGRPH.SUPPL	10	83	52

7 IMPORTS AND EXPORTS (SPECIAL TRADE) BY COUNTRIES OF PRODUCTION AND CONSUMPTION AND BY GROUPS OF THE SITC-REV. III 1994

GROUP DESCRIPTION	DT = 100 KG	1 000 DM	1 000 \$	GROUP DESCRIPTION	DT = 100 KG	1 000 DM	1 000 \$
034 FISH,FRESH,CHILLED,FROZN	4	141	89	694 NAILS,SCREWS,NUTS,ETC.	1 513	3 018	1 872
048 CEREAL PREPARATIONS	13 888	838	517	695 TOOLS	4 125	14 545	9 003
054 VEGETABLES	459	300	188	696 CUTLERY	278	1 371	858
056 VEGETABLES,PRPD,PRSD,NES	557	474	294	697 HOUSEHOLD EQUIPMENT,NES	1 418	2 939	1 817
057 FRUIT,NUTS EXCL.OIL NUTS	1 102	152	90	699 MANUFACTS.BASE METAL,NES	17 310	19 610	12 186
058 FRUIT,PRESERVED,PREPARED	403	171	102	700 CPL IND PLANT (84/85/87)	109 124	363 721	230 255
061 SUGARS,MOLASSES,HONEY	1 382	153	91	711 STEAM GENER. BOILERS,ETC.	2 766	4 934	3 159
062 SUGAR CONFECTIONERY	411	263	162	712 STEAM TURBINES	1 140	4 026	2 500
071 COFFEE,COFFEE SUBSTITUTE	79	105	68	713 INTRNL COMBUS PSTN ENGIN	2 699	15 499	9 549
073 CHOCOLATE,OTH.COCOA PREP	832	706	440	714 ENGINES,MOTORS NON-ELECT	12 647	193 973	119 196
074 TEA AND MATE	44	60	38	716 ROTATING ELECTRIC PLANT	11 901	25 353	15 749
075 SPICES	36	72	46	718 OTH.PWR.GENRTNG.MACHNRY	447	2 318	1 451
081 ANIMAL FEED STUFF	5 665	2 936	1 818	721 AGRIC.MACHINES,EX.TRACTR	731	1 062	671
098 EDIBLE PROD.PREPRTRS,NES	2 935	2 777	1 704	722 TRACTORS	163	149	88
112 ALCOHOLIC BEVERAGES	5 606	1 021	645	723 CIVIL ENGINEERING EQUIPT	10 715	14 845	9 252
232 SYNTHETIC RUBBER, ETC.	20 243	5 247	3 246	724 TEXTILE,LEATHER MACHINES	20 265	65 280	42 002
248 WOOD, SIMPLY WORKED	1 167	159	98	725 PAPER,PULP MILL MACHINES	3 858	11 232	6 825
251 PULP AND WASTE PAPER	8 998	125	76	726 PRINTNG,BOOKBINDNG MACHS	14 896	61 251	36 845
263 COTTON	48	46	30	727 FOOD-PROCESS.MCH.NON DOM	1 157	3 804	2 354
266 SYNTHETIC FIBRES	851	184	108	728 OTH.MACH.PTS,SPCL INDUST	62 773	189 629	117 583
267 OTHER MAN-MADE FIBRES	246	82	37	731 METAL REMOVAL WORK TOOLS	3 815	14 237	8 846
272 FERTILIZERS, CRUDE	1 150	67	40	733 MACH-TOOLS,METAL-WORKING	15 239	52 791	32 604
273 STONE, SAND AND GRAVEL	44 000	1 214	755	735 PARTS,NES,FOR MACH-TOOLS	935	6 810	4 184
274 SULPHUR,UNRSTD.IRON PYRS	9 385	512	313	737 METALWORKING MACHNRY NES	32 375	27 014	16 891
277 NATURAL ABRASIVES, NES	262	51	31	741 HEATING,COOLNG EQUIP,PART	21 980	60 882	37 519
278 OTHER CRUDE MINERALS	921 468	11 586	7 163	742 PUMPS FOR LIQUIDS,PARTS	3 149	15 502	9 873
285 ALUMINIUM ORE,CONCTR.ETC	23	187	118	743 PUMPS NES,CENTRIFUGS ETC	6 906	24 221	14 896
288 NON-FERROUS WASTE,SCRAP	4 703	680	428	744 MECHANICAL HANDLING EQUIP	28 061	51 612	31 920
292 CRUDE VEG.MATERIALS, NES	467	392	247	745 OTH.NONELEC MCH,TOOL,NES	10 026	59 729	37 030
322 BRIQUETTES,LIGNITE,PEAT	2 572	79	48	746 BALL OR ROLLER BEARINGS	15 476	4 633	2 894
334 PETROLEUM PRODUCTS	65 868	8 589	5 373	747 TAPS,COCKS,VALVES,ETC.	3 415	15 450	9 691
335 RESIDUAL PETROL.PRODUCTS	4 165	793	494	748 TRANSMISSIONS SHAFTS ETC	3 955	15 299	9 471
421 FIXED VEG.FAT,OILS, SOFT	86 772	8 820	5 729	749 NON-ELECT MACH.PARTS,ETC	3 919	14 414	8 907
431 ANIMAL,VEG.FATS,OILS,NES	4 883	906	567	751 OFFICE MACHINES	477	1 566	970
511 HYDROCARBONS,NES,DERIVTS	29 739	3 725	2 350	752 AUTOMATC.DATA PROC.EQUIP	1 286	23 653	14 661
512 ALCOHOL,PHENOL,ETC.DERIV	14 409	6 087	3 790	759 PARTS,FOR OFFICE MACHINS	136	3 773	2 343
513 CARBOXYLIC ACIDS,DERIVTS	40 862	6 764	4 237	761 TELEVISION RECEIVERS ETC	56	271	167
514 NITROGEN-FUNCT.COMPOUNDS	17 885	7 448	4 653	762 RADIO-BROADCAST RECEIVER	290	4 211	2 702
515 ORGANO-INORGANIC COMPNDS	11 762	15 054	9 267	763 SOUND RECORDER,PHONOGRPH	61	323	191
516 OTHER ORGANIC CHEMICALS	3 397	2 185	1 347	764 TELECOMM.EQUIP.PARTS NES	5 469	44 441	27 811
522 INORGANIC CHEM.ELEMENTS	46 216	10 030	6 249	771 ELECT POWER MACHNRY,PARTS	14 391	17 396	10 944
523 METAL,SALTS,INORGAN.ACID	70 511	7 933	4 939	772 ELEC.SWITCH,RELAY,CIRCUIT	13 004	95 043	59 277
524 OTHER CHEMICAL COMPOUNDS	1 614	1 203	741	773 ELECTR DISTRIBT.EQPT NES	6 017	14 770	9 283
531 SYNTH.COLOURS,LAKES,ETC.	13 799	25 970	15 978	774 ELECTRO-MEDCL,XRAY EQUIP	400	6 685	4 155
532 DYEING,TANNING MATERIALS	1 748	288	180	775 DOM.ELEC,NON-ELEC.EQUIPT	2 147	4 861	3 026
533 PIGMENTS, PAINTS, ETC.	38 183	16 533	10 230	776 TRANSISTORS,VALVES,ETC.	13 464	556 524	345 420
541 MEDICINES,ETC.EXC.GRP542	1 245	5 348	3 302	778 ELECTRIC.MACH.APPLT.NES	35 089	67 576	41 959
542 MEDICAMENTS	2 977	18 887	11 668	781 PASS.MOTOR VEHCLS.EX.BUS	26 226	96 068	60 143
551 ESSNTL.OIL,PERFUME,FLAVR	854	2 331	1 441	782 GOODS,SPCL TRANSPORT VEH	6 592	9 764	6 217
553 PERFUMERY,COSMETICS,ETC.	2 918	4 529	2 806	783 ROAD MOTOR VEHICLES NES	4 103	5 241	3 113
554 SOAP,CLEANERS,POLISH,ETC	25 051	8 163	5 070	784 PARTS,TRACTORS,MOTOR VEH	43 253	88 559	54 537
562 FERTILIZER,EXCEPT GRP272	988 672	12 270	7 670	785 CYCLES,MOTORCYCLES ETC.	97	563	338
571 POLYMERS OF ETHYLENE	49 880	6 726	4 182	786 TRAILERS,SEMI-TRAILR,ETC	6 644	4 531	2 865
572 POLYMERS OF STYRENE	41 324	8 847	5 527	791 RAILWAY VEHICLES.EQUIPNT	555	2 100	1 249
573 POLYMERS,VINYL CHLORIDE	6 965	2 549	1 579	792 AIRCRAFT,ASSOCTD.EQUIPNT	10	2 691	1 683
574 POLYACETAL,POLYCARBONATE	19 940	9 603	5 944	793 SHIP,BOAT,FLOAT.STRUCTRS	14 430	1 570	1 018
575 OTH.PLASTIC,PRIMARY FORM	70 198	25 894	16 105	800 CPL IND PLANT CHAP 90/94	1 623	3 365	2 093
579 PLASTIC WASTE,SCRAP ETC	2 818	81	49	812 PLUMBNG,SANITRY,EQPT.ETC	176	187	118
581 PLASTIC TUBE,PIPE,HOSE	1 359	2 502	1 550	813 LIGHTING FIXTURES ETC.NES	906	2 915	1 789
582 PLASTIC PLATE,SHEETS,ETC	11 787	7 623	4 709	821 FURNITURE,CUSHIONS,ETC.	841	1 472	910
583 MONOFILAMENT OF PLASTICS	378	305	195	831 TRUNK,SUIT-CASES,BAG,ETC	10	463	285
591 INSECTICIDES, ETC.	6 335	8 899	5 456	841 MENS,BOYS CLOTHNG,X-KNIT	86	894	559
592 STARCHES,INULIN,ETC.	18 070	3 049	1 894	842 WOMEN,GIRL CLOTHNG,KKNIT	8	764	469
597 PREPRD ADDITIVES,LIQUIDS	7 622	3 485	2 162	845 OTHR.TEXTILE APPAREL,NES	6	214	122
598 MISC.CHEMICAL PRDCTS,NES	63 870	27 845	17 250	846 CLOTHING ACCESSRS,FABRIC	6	93	55
600 CPL IND PLANT CHAP 69-76	4 190	13 944	8 893	848 CLOTHNG,NONXTXL;HEADGEAR	194	631	389
611 LEATHER	1 102	3 533	2 165	851 FOOTWEAR	175	772	469
612 MANUFACT. LEATHER ETC.NES	7	97	55	871 OPTICAL INSTRUMENTS,NES	93	4 766	2 969
613 FURSKINS,TANNED,DRESSED	1 199	4 818	2 986	872 MEDICAL INSTRUMENTS NES	2 777	20 649	12 919
621 MATERIALS OF RUBBER	1 779	1 872	1 166	873 METERS,COUNTERS,NES	386	4 938	3 027
625 RUBBER TYRES,TUBES,ETC.	3 404	3 293	2 029	874 MEASURE,CONTROL INSTRMNT	2 683	50 192	31 182
629 ARTICLES OF RUBBER, NES	2 230	6 836	4 222	881 PHOTOGRAPH APPAR.ETC.NES	412	4 920	3 058
634 VENEERS, PLYWOOD, ETC.	1 350	508	314	882 PHOTO.CINEMATOGRPH.SUPPL	11 484	14 323	8 873
635 WOOD MANUFACTURES, NES	767	452	279	884 OPTICAL GOODS NES	202	2 184	1 336
641 PAPER AND PAPERBOARD	370 960	42 830	26 673	885 WATCHES AND CLOCKS	161	4 551	2 850
642 PAPER,PAPERBOARD,CUT ETC	11 487	4 896	3 019	891 ARMS AND AMMUNITION	49	485	298
651 TEXTILE YARN	1 142	2 262	1 388	892 PRINTED MATTER	1 639	2 874	1 768
652 COTTON FABRICS, WOVEN	1 190	3 232	1 999	893 ARTICLES,NES,OF PLASTICS	11 204	20 202	12 564
653 FABRICS,MAN-MADE FIBRES	3 004	7 283	4 565	894 BABY CARRIAGE,TOYS,GAMES	761	1 917	1 207
654 OTH.TEXTILE FABRIC,WOVEN	40	169	103	895 OFFICE,STATIONERY SUPPLS	4 054	11 948	7 378
655 KNIT.CROCHET.FABRIC NES	350	1 530	950	896 WORKS OF ART,ANTIQUE ETC		119	74
656 TULLE,LACE,EMBROIDRY.ETC	227	1 304	801	897 GOLD,SILVERWARE,JEWEL NES		1 315	808
657 SPECIAL YARN,XTXL.FABRIC	1 987	5 378	3 346	898 MUSICAL INSTRUMENTS,ETC.	407	4 195	2 618
658 TEXTILE ARTICLES NES	54	283	167	899 MISC MANUFCTRD GOODS NES	878	2 410	1 493
659 FLOOR COVERINGS, ETC.	565	448	282	941 COMPL IND PLANT CHAPT 99	5 753	48 745	31 068
661 LIME,CEMENT,CONSTR.MATRL	196	53	32	971 GOLD,NONMONTY EXCL ORES		116	71
662 CLAY,REFRCT.CONSTR.MATRL	98 614	15 424	9 614				
663 MINERAL MANUFACTURES,NES	9 855	9 000	5 607				
664 GLASS	31 848	12 020	7 547	BRUNEI			
665 GLASSWARE	3 381	3 781	2 345	IMPORTS	547	1 990	1 244
666 POTTERY	289	737	452				
667 PEARLS,PRECIOUS STONES	*	*	*	743 PUMPS NES,CENTRIFUGS ETC	2	89	57
671 PIG IRON,SPIEGELISEN,ETC	7 798	397	256	771 ELECT POWER MACHNRY,PARTS	9	57	35
673 FLAT-ROLLED IRON ETC.	7 695	1 139	698	792 AIRCRAFT,ASSOCTD.EQUIPNT	17	272	174
674 FLAT-ROLLED PLATED IRON	31 023	4 522	2 802	845 OTHR.TEXTILE APPAREL,NES		71	41
675 FLAT-ROLLED, ALLOY STEEL	12 210	3 300	2 015				
676 IRON,STL.BAR,SHAPES ETC.	67 753	6 670	4 107	EXPORTS	44 316	137 261	84 901
677 RAILWAY TRACK IRON,STEEL	9 998	790	474				
678 WIRE OF IRON OR STEEL	228	121	75	062 SUGAR CONFECTIONERY	108	76	45
679 TUBES,PIPES,ETC. IRON,STL	1 294 605	186 386	114 753	522 INORGANIC CHEM.ELEMENTS	470	443	279
681 SILVER,PLATINUM,ETC.	100	2 375	1 451	533 PIGMENTS, PAINTS, ETC.	204	190	120
682 COPPER	19 351	10 396	6 317	575 OTH.PLASTIC,PRIMARY FORM	209	115	71
683 NICKEL	24	139	88	581 PLASTIC TUBE,PIPE,HOSE	13	67	41
684 ALUMINIUM	20 985	12 179	7 553	582 PLASTIC PLATE,SHEETS,ETC	295	300	193
686 ZINC	521	117	67	598 MISC.CHEMICAL PRDCTS,NES	537	171	104
691 METALLIC STRUCTURES NES	21 787	15 151	9 457	600 CPL IND PLANT CHAP 69-76	126	184	117
692 CONTAINERS,STORAGE,TRNSP	3 333	2 603	1 627	629 ARTICLES OF RUBBER, NES	668	197	123
693 WIRE PRODUCTS EXCL.ELECT	1 350	1 104	677	641 PAPER AND PAPERBOARD	3 157	368	221

7 IMPORTS AND EXPORTS (SPECIAL TRADE) BY COUNTRIES OF PRODUCTION AND CONSUMPTION AND BY GROUPS OF THE SITC-REV. III 1994

GROUP DESCRIPTION	DT = 100 KG	1 000 DM	1 000 \$	GROUP DESCRIPTION	DT = 100 KG	1 000 DM	1 000 \$
658 TEXTILE ARTICLES NES	6	53	32	658 TEXTILE ARTICLES NES	165	351	214
662 CLAY, REFRCT. CONSTR. MATRL	6 108	568	346	664 GLASS	116	119	70
664 GLASS	258	129	77	665 GLASSWARE	31	51	31
671 PIG IRON, SPIEGELEISN, ETC	60	66	43	666 POTTERY	803	497	312
679 TUBES, PIPES, ETC. IRON, STL	31	83	49	667 PEARLS, PRECIOUS STONES	*	*	*
682 COPPER	225	325	196	675 FLAT-ROLLED, ALLOY STEEL	306	285	177
683 NICKEL	11	54	34	678 WIRE OF IRON OR STEEL	130	114	71
691 METALLIC STRUCTURES NES	563	402	240	679 TUBES, PIPES, ETC. IRON, STL	165	165	103
695 TOOLS	37	501	309	682 COPPER	98	245	152
699 MANUFACTS. BASE METAL, NES	24	130	77	684 ALUMINIUM	243	140	87
700 CPL IND PLANT (84/85/87)	1 031	11 922	7 583	687 TIN	1 400	1 239	757
712 STEAM TURBINES	17	1 005	592	691 METALLIC STRUCTURES NES	440	420	245
713 INTRNL COMBUS PSTN ENGIN	35	339	214	693 WIRE PRODUCTS EXCL. ELECT	85	161	98
716 ROTATING ELECTRIC PLANT	126	436	258	694 NAILS, SCREWS, NUTS, ETC.	13 235	9 181	5 678
723 CIVIL ENGINEERING EQUIPT	10	252	147	695 TOOLS	272	2 442	1 529
728 OTH. MACH. PTS, SPLC INDUST	183	282	182	696 CUTLERY	2 671	20 578	12 619
731 METAL REMOVAL WORK TOOLS	78	771	452	697 HOUSEHOLD EQUIPMENT, NES	713	622	382
733 MACH-TOOLS, METAL-WORKING	100	1 337	785	699 MANUFACTS. BASE METAL, NES	17 886	36 602	22 639
741 HEATING, COOLING EQUIP, PART	60	419	266	712 STEAM TURBINES	31	1 907	1 098
742 PUMPS FOR LIQUIDS, PARTS	69	407	249	713 INTRNL COMBUS PSTN ENGIN	1 887	10 978	6 828
743 PUMPS NES, CENTRIFUGS ETC	58	1 143	717	714 ENGINES, MOTORS NON-ELECT	7	1 015	630
744 MECHANICAL HANDLING EQUIP	323	970	606	716 ROTATING ELECTRIC PLANT	2 502	9 667	5 901
745 OTH. NONELEC MCH, TOOL, NES	60	871	521	721 AGRIC. MACHINES, EX. TRACTR	13	109	70
747 TAPS, COCKS, VALVES, ETC.	64	233	143	723 CIVIL ENGINEERING EQUIPT	62	97	59
748 TRANSMISSIONS SHAFTS ETC	35	504	307	724 TEXTILE, LEATHER MACHINES	6 392	19 487	12 081
749 NON-ELECT MACH. PARTS, ETC	12	56	34	726 PRINTING, BOOKBINDING MACHS	104	146	89
752 AUTOMAT. DATA PROC. EQUIP	9	174	108	728 OTH. MACH. PTS, SPLC INDUST	430	2 003	1 247
764 TELECOMM. EQUIP. PARTS NES	218	7 131	4 287	731 METAL REMOVAL WORK TOOLS	1 182	2 006	1 233
771 ELECT POWER MACHNY. PARTS	12 249	14 669	8 845	733 MACH-TOOLS, METAL-WORKING	41	176	103
772 ELEC. SWITCH. RELAY. CIRCUIT	1 724	15 616	9 848	735 PARTS, NES, FOR MACH-TOOLS	196	1 004	626
774 ELECTRO-MEDCL. XRAY EQUIP	33	943	570	737 METALWORKING MACHNRY NES	72	617	372
778 ELECTRIC. MACH. APPART. NES	60	431	274	741 HEATING, COOLING EQUIP, PART	6 576	13 330	8 366
781 PASS. MOTOR VEHCLS. EX. BUS	9 108	53 564	33 014	742 PUMPS FOR LIQUIDS, PARTS	76	468	290
782 GOODS, SPLC TRANSPORT VEH	724	2 179	1 373	743 PUMPS NES, CENTRIFUGS ETC	21 590	15 986	9 889
784 PARTS, TRACTORS, MOTOR VEH	563	2 156	1 336	744 MECHANICAL HANDLING EQUIP	61	392	244
792 AIRCRAFT, ASSOCTD. EQUIPNT	27	5 299	3 321	745 OTH. NONELEC MCH, TOOL, NES	78	525	330
813 LIGHTNING FIXTURES ETC. NES	117	782	482	746 BALL OR ROLLER BEARINGS	1 224	6 656	4 078
821 FURNITURE, CUSHIONS, ETC.	27	129	80	747 TAPS, COCKS, VALVES, ETC.	352	807	491
848 CLOTHING, NONXTL. HEADGEAR	6	57	36	748 TRANSMISSIONS SHAFTS ETC	1 726	5 508	3 449
871 OPTICAL INSTRUMENTS, NES		46	30	749 NON-ELECT MACH. PARTS, ETC	513	2 542	1 595
872 MEDICAL INSTRUMENTS NES	86	620	374	751 OFFICE MACHINES	9 597	63 435	39 442
873 METERS, COUNTERS, NES		62	35	752 AUTOMAT. DATA PROC. EQUIP	75 100	1 987 429	1 220 759
874 MEASURE, CONTROL INSTRMNT	39	663	415	759 PARTS, FOR OFFICE MACHINS	17 143	671 569	415 069
881 PHOTOGRAPH APPAR. ETC. NES	15	271	161	761 TELEVISION RECEIVERS ETC	8 112	15 806	9 538
885 WATCHES AND CLOCKS	1	229	142	762 RADIO-BROADCAST RECEIVER	34 385	140 418	86 909
892 PRINTED MATTER	87	188	110	763 SOUND RECORDER, PHONOGRPH	36 395	201 650	125 311
893 ARTICLES, NES, OF PLASTICS	60	80	48	764 TELECOMM. EQUIP. PARTS NES	26 637	121 688	75 187
894 BABY CARRIAGE, TOYS, GAMES	1 064	5 226	3 377	771 ELECT POWER MACHNY. PARTS	5 580	25 693	15 809
				772 ELEC. SWITCH. RELAY. CIRCUIT	11 588	126 910	78 787
				773 ELECTR DISTRIB. EQPT NES	1 743	15 570	9 609
				774 ELECTRO-MEDCL. XRAY EQUIP	15	453	286
SINGAPORE				775 DM. ELEC. NON-ELEC. EQUIPT	13 385	24 370	15 075
IMPORTS	993 300	4 800 652	2 964 534	776 TRANSISTORS, VALVES, ETC.	5 859	484 436	301 993
001 LIVE ANIMALS	90	295	183	778 ELECTRIC. MACH. APPART. NES	15 153	218 536	136 936
034 FISH, FRESH, CHILLED, FROZN	2 930	11 479	7 080	781 PASS. MOTOR VEHCLS. EX. BUS	59	142	89
035 FISH, DRIED, SALTED, SMOKED	12	253	157	784 PARTS, TRACTORS, MOTOR VEH	284	506	313
036 CRUSTACEANS, MOLLUSCS ETC	3 614	3 857	2 358	786 CYCLES, MOTORCYCLES ETC.	15 345	27 182	16 622
037 FISH ETC. PRPD, PRSVD. NES	1 767	1 063	678	792 AIRCRAFT, ASSOCTD. EQUIPNT	5	2 313	1 464
048 CEREAL PREPARATIONS	2 369	900	550	793 SHIP, BOAT, FLOAT. STRUCTRS	532	1 692	1 057
054 VEGETABLES	285	96	59	813 LIGHTNING FIXTURES ETC. NES	96	258	161
056 VEGETABLES, PRPD, PRSVD, NES	136	121	74	821 FURNITURE, CUSHIONS, ETC.	5 215	4 421	2 695
058 FRUIT, PRESERVED, PREPARED	636	106	65	831 TRUNK, SUIT-CASES, BAG, ETC	174	2 131	1 311
071 COFFEE, COFFEE SUBSTITUTE	1 420	345	221	841 MENS, BOYS CLOTHING, X-KNIT	1 270	4 300	2 620
072 COCOA	467	102	61	842 WOMEN, GIRL CLOTHING, XKNIT	1 861	7 604	4 590
074 TEA AND MATE	187	101	65	843 MENS, BOYS CLOTHING, KNIT	1 187	4 271	2 586
075 SPICES	1 994	742	473	844 WOMEN, GIRLS CLOTHING, KNIT	2 177	8 298	5 066
098 EDIBLE PROD. PREPRTNS, NES	10 341	4 949	3 043	845 OTHR. TEXTILE APPAREL, NES	9 262	35 179	21 601
111 NON-ALCOHOL. BEVERAGE, NES	2 005	328	203	846 CLOTHING ACCESSRS, FABRIC	114	510	303
231 NATURAL RUBBER, ETC.	34 972	6 378	4 020	848 CLOTHING, NONXTL.; HEADGEAR	218	146	91
248 WOOD, SIMPLY WORKED	52 225	11 587	7 180	851 FOOTWEAR	1 229	4 901	2 981
263 COTTON	734	149	88	871 OPTICAL INSTRUMENTS, NES	292	9 808	6 118
288 NON-FERROUS WASTE, SCRAP	1 786	2 733	1 720	872 MEDICAL INSTRUMENTS NES	159	2 927	1 823
289 PREC. METAL ORES, CONCRTS	25	1 366	806	873 METERS, COUNTERS, NES	434	5 427	3 407
292 CRUDE VEG. MATERIALS, NES	6 072	8 665	5 324	874 MEASURE, CONTROL INSTRMNT	1 578	40 115	24 727
334 PETROLEUM PRODUCTS	131 523	4 172	2 501	881 PHOTOGRAPH APPAR. ETC. NES	15	1 053	667
411 ANIMAL OILS AND FATS	187	96	57	882 PHOTO. CINEMATOGRPH. SUPPL	663	4 230	2 632
421 FIXED VEG. FAT, OILS, SOFT	462	423	256	884 OPTICAL GOODS NES	441	10 981	6 782
422 FIXED VEG. FAT, OILS, OTHER	354	134	81	885 WATCHES AND CLOCKS	3 994	10 606	6 503
431 ANIMAL, VEG. FATS, OILS, NES	916	344	218	892 PRINTED MATTER	23 365	22 050	13 665
511 HYDROCARBONS, NES, DERIVTS	94 134	8 561	5 485	893 ARTICLES, NES, OF PLASTICS	15 218	18 995	11 700
512 ALCOHOL, PHENOL, ETC. DERIV	466	917	575	894 BABY CARRIAGE, TOYS, GAMES	5 119	15 801	9 782
515 ORGANIC-INORGANIC COMPNDS	129	3 460	2 211	895 OFFICE, STATIONERY SUPPLS	308	2 673	1 703
516 OTHER ORGANIC CHEMICALS	625	580	360	896 WORKS OF ART, ANTIQUE ETC	14	394	239
522 INORGANIC CHEM. ELEMENTS	216	99	63	897 GOLD, SILVERWARE, JEWL NES	3	2 174	1 347
523 METAL. SALTS, INORGAN. ACID	163	54	31	898 MUSICAL INSTRUMENTS, ETC.	3 411	31 470	19 601
533 PIGMENTS, PAINTS, ETC.	854	376	227	899 MISC MANUFCTRD GOODS NES	664	28 513	17 623
541 MEDICINES, ETC. EXC. GRP542	1	101	62	961 COIN NONGOLD NONCURRENT	43	2 922	1 791
542 MEDICAMENTS	151	517	318	971 GOLD, NONMTRY EXCL CRES		578	355
551 ESSNTL. OIL, PERFUME, FLAVR	421	487	301	972 MONETARY GOLD, GOLD COINS		801	510
553 PERFUMERY, COSMETICS, ETC.	60	785	481				
571 POLYMERS OF ETHYLENE	20 088	3 789	2 373	EXPORTS	4 400 877	4 530 865	2 809 496
572 POLYMERS OF STYRENE	10 202	1 887	1 145	001 LIVE ANIMALS	58	231	140
574 POLYACETAL, POLYCARBONATE	8 488	3 339	2 045	011 BOVINE MEAT	275	143	92
575 OTH. PLASTIC, PRIMARY FORM	5 436	5 412	3 358	016 MEAT, ED. OFFL, DRY, SLT, SMK	54	62	39
581 PLASTIC TUBE, PIPE, HOSE	189	843	200	017 MEAT, OFFL. PRPD, PRSVD, NES	521	415	259
582 PLASTIC PLATE, SHEETS, ETC	389	316	45	022 MILK AND CREAM	5 489	690	423
591 INSECTICIDES, ETC.	108	73	195	023 BUTTER, OTHER FAT OF MILK	1 521	424	265
593 EXPLOSIVES, PYROTECHNICS	44	300	543	024 CHEESE AND CURD	179	196	123
598 MISC. CHEMICAL PRODTS. NES	1 882	866	131	034 FISH, FRESH, CHILLED, FROZN	18	224	141
611 LEATHER	4	210	6 994	037 FISH ETC. PRPD, PRSVD, NES	164	292	179
625 RUBBER TYRES, TUBES, ETC.	14 642	11 468	1 837	048 CEREAL PREPARATIONS	2 890	1 170	717
629 ARTICLES OF RUBBER, NES	2 573	2 961	6 554	054 VEGETABLES	185	206	133
634 VENEERS, PLYWOOD, ETC.	66 368	10 590	7 584	056 VEGETABLES, PRPD, PRSVD, NES	832	409	248
635 WOOD MANUFACTURES, NES	47 018	12 422	546	057 FRUIT, NUTS EXCL. OIL NUTS	131	192	119
642 PAPER, PAPERBOARD, CUT ETC	772	879	7 511	058 FRUIT, PRESERVED, PREPARED	282	202	122
651 TEXTILE YARN	6 541	11 954	33	059 FRUIT, VEGETABLE JUICES	596	99	63
654 OTH. TEXTILE FABRIC, WOVEN	3	54	74	061 SUGARS, MOLASSES, HONEY	110 970	6 323	3 892
657 SPECIAL YARN, TXTL. FABRIC	71	119					

7 IMPORTS AND EXPORTS (SPECIAL TRADE) BY COUNTRIES OF PRODUCTION AND CONSUMPTION AND BY GROUPS OF THE SITC-REV. III 1994

GROUP DESCRIPTION	DT = 100 KG	1 000 DM	1 000 \$	GROUP DESCRIPTION	DT = 100 KG	1 000 DM	1 000 \$
062 SUGAR CONFECTIONERY	3 003	1 406	879	693 WIRE PRODUCTS EXCL.ELECT	3 706	3 968	2 470
071 COFFEE,COFFEE SUBSTITUTE	149	159	98	694 NAILS,SCREWS,NUTS,ETC.	6 838	10 769	6 671
073 CHOCOLATE,OTH.COCOA PREP	3 072	2 472	1 533	695 TOOLS	10 931	56 534	35 090
074 TEA AND MATE	314	278	176	696 CUTLERY	3 355	2 561	1 605
075 SPICES	455	341	212	697 HOUSEHOLD EQUIPMENT,NES	3 943	6 421	3 960
081 ANIMAL FEED STUFF	1 496	798	484	699 MANUFACTS.BASE METAL,NES	39 570	55 801	34 660
091 MARGARINE AND SHORTENING	925	227	141	700 CPL IND PLANT (84/85/87)	5 636	44 815	28 503
098 EDIBLE PROD.PREPRTNS,NES	3 993	2 884	1 791	711 STEAM GENER. BOILERS,ETC.	1 620	2 910	1 818
111 NON-ALCOHOL.BEVERAGE,NES	1 908	537	323	712 STEAM TURBINES	138	951	571
112 ALCOHOLIC BEVERAGES	11 650	2 374	1 460	713 INTRNL COMBUS PSTN ENGIN	30 299	199 662	123 249
122 TOBACCO, MANUFACTURED	1 660	3 713	2 335	714 ENGINES,MOTORS NON-ELECT	270	35 922	22 765
232 SYNTHETIC RUBBER, ETC.	8 209	1 773	1 076	716 ROTATING ELECTRIC PLANT	18 973	30 145	18 790
246 WOOD IN CHIPS, PARTICLES	6 158	55	33	718 OTH.POWR.GENRTNG.MACHNRY	2 415	11 859	7 270
247 WOOD ROUGH,ROUGH SQUARED	1 617	129	82	721 AGRIC.MACHINES,EX.TRACTR	885	884	563
248 WOOD, SIMPLY WORKED	1 040	130	78	722 TRACTORS	430	586	338
251 PULP AND WASTE PAPER	20 864	187	114	723 CIVIL ENGINEERING EQUIPT	55 724	55 118	34 299
266 SYNTHETIC FIBRES	816	281	187	724 TEXTILE,LEATHER MACHINES	6 485	40 138	25 010
269 WORN CLOTHING,TEXTL.ARTL	548	83	53	725 PAPER,PULP MILL MACHINES	2 650	8 527	5 324
272 FERTILIZERS, CRUDE	1 113	85	53	726 PRINTNG,BOOKBINDNG MACHS	8 527	40 522	25 154
273 STONE, SAND AND GRAVEL	14 279	377	233	727 FOOD-PROCESS.MCH.NON DOM	1 225	7 231	4 594
278 OTHER CRUDE MINERALS	71 239	1 509	940	728 OTH.MACH.PTS,SPCL INDUST	28 864	114 077	70 851
288 NON-FERROUS WASTE, SCRAP	1 966	289	180	731 METAL REMOVAL WORK TOOLS	11 037	25 977	16 157
291 CRUDE ANIMAL MATERLS,NES	127	289	186	733 MACH-TOOLS,METAL-WORKING	4 235	11 420	7 011
292 CRUDE VEG.MATERIALS, NES	1 070	1 182	733	735 PARTS,NES,FOR MACH-TOOLS	1 492	11 914	7 440
322 BRIQUETTES,LIGNITE,PEAT	1 432	49	32	737 METALWORKING MACHNRY NES	1 955	13 222	8 178
334 PETROLEUM PRODUCTS	23 436	4 180	2 577	741 HEATING,COOLNG EQUIP,PART	11 582	52 338	32 445
335 RESIDUAL PETROL.PRODUCTS	15 289	1 162	724	742 PUMPS FOR LIQUIDS,PARTS	14 344	53 374	33 131
421 FIXED VEG.FAT,OILS,SOFT	18 065	1 695	1 101	743 PUMPS NES,CENTRIFUGS ETC	23 423	94 591	58 709
422 FIXED VEG.FAT,OILS,OTHER	122	69	41	744 MECHANICAL HANDLING EQUIP	70 767	79 954	49 791
491 ANIMAL,VEG.FATS,OILS,NES	3 724	642	402	745 OTH.NONELEC MCH,TOOL,NES	7 439	35 109	21 669
511 HYDROCARBONS,NES,DERIVTS	8 026	1 856	1 143	746 BALL OR ROLLER BEARINGS	36 072	93 578	58 112
512 ALCOHOL,PHENOL,ETC.DERIV	107 212	16 126	10 160	747 TAPS,COCKS,VALVES,ETC.	7 276	33 439	20 693
513 CARBOXYLIC ACIDS,DERIVTS	38 707	9 087	5 655	748 TRANSMISSIONS SHAFTS ETC	21 283	65 298	40 542
514 NITROGEN-FUNCT.COMPOUNDS	94 222	39 779	24 641	749 NON-ELECT MACH.PARTS,ETC	5 057	23 057	14 273
515 ORGANO-INORGANIC COMPNDS	13 703	17 039	10 488	751 OFFICE MACHINES	3 055	13 301	8 262
516 OTHER ORGANIC CHEMICALS	48 772	10 511	6 588	752 AUTOMATC.DATA PROC.EQUIP	1 426	29 867	18 569
522 INORGANIC CHEM.ELEMENTS	83 886	14 142	8 814	759 PARTS,FOR OFFICE MACHINS	2 205	29 203	17 927
523 METAL.SALTS,INORGAN.ACID	104 599	11 676	7 209	761 TELEVISION RECEIVERS ETC	1 906	5 263	3 231
524 OTHER CHEMICAL COMPOUNDS	3 085	4 544	2 817	762 RADIO-BROADCAST RECEIVER	505	8 806	5 485
525 RADIO-ACTIVE MATERIALS	1	125	76	763 SOUND RECORDER,PHONOGRPH	323	5 331	3 362
531 SYNTH.COLOURS,LAKES,ETC.	15 153	30 372	18 757	764 TELECOMM.EQUIP.PARTS NES	6 107	107 215	66 788
532 DYEING,TANNING MATERIALS	529	141	84	771 ELECT POWER MACHNY.PARTS	20 561	49 822	30 967
533 PIGMENTS, PAINTS, ETC.	38 248	29 159	18 069	772 ELEC.SWITCH.RELAY.CIRCUIT	36 812	237 777	147 602
541 MEDICINES,ETC.EXC.GRP542	3 189	26 975	16 527	773 ELECTR.DISTRIBT.EQPT NES	25 712	41 465	25 548
542 MEDICAMENTS	2 402	18 621	11 440	774 ELECTRO-MEDCL,XRAY EQUIP	506	12 154	7 342
551 ESSNTL.OIL,PERFUME,FLAVR	4 632	10 220	6 380	775 DOM.ELEC.NON-ELEC.EQUIPT	6 660	16 982	10 509
553 PERFUMERY,COSMETICS,ETC.	8 334	18 201	11 252	776 TRANSISTORS,VALVES,ETC.	10 338	503 790	312 394
554 SOAP,CLEANERS,POLISH,ETC	31 011	9 499	5 885	778 ELECTRIC.MACH.APPLT.NES	22 750	84 905	52 458
562 FERTILIZER,EXCEPT GRP272	213 261	3 988	2 397	781 PASS.MOTOR VEHCLS.EX.BUS	93 640	302 056	187 482
571 POLYMERS OF ETHYLENE	21 083	2 367	1 476	782 GOODS,SPCL TRANSPORT VEH	23 728	55 797	33 944
572 POLYMERS OF STYRENE	55 369	9 975	6 253	783 ROAD MOTOR VEHICLES NES	99	419	267
573 POLYMERS,VINYL CHLORIDE	13 115	6 467	4 038	784 PARTS,TRACTORS,MOTOR VEH	63 120	172 224	106 785
574 POLYACETAL,POLYCARBONATE	67 447	23 648	14 685	785 CYCLES,MOTORCYCLES ETC.	216	620	389
575 OTH.PLASTIC,PRIMARY FORM	305 788	69 013	43 044	786 TRAILERS,SEMI-TRAILR,ETC	18 141	10 504	6 584
579 PLASTIC WASTE, SCRAP ETC	6 109	190	116	791 RAILWAY VEHICLES,EQUIPNT	5 034	4 552	2 862
581 PLASTIC TUBE,PIPE,HOSE	2 824	7 065	4 385	792 AIRCRAFT,ASSOCTD.EQUIPNT	86	10 247	6 344
582 PLASTIC PLATE,SHEETS,ETC	38 202	23 842	14 825	793 SHIP,BOAT,FLOAT.STRUCTRS	240 912	32 825	20 501
583 MONOFILAMENT OF PLASTICS	4 350	3 508	2 177	800 CPL IND PLANT CHAP 90/94	15	1 880	1 183
591 INSECTICIDES, ETC.	2 505	2 523	1 573	812 PLUMBING,SANITRY,EQPT,ETC	5 743	797	491
592 STARCHES,INULIN,ETC.	14 782	6 702	4 171	813 LIGHTING FIXTURES ETC.NES	2 938	20 063	12 335
593 EXPLOSIVES,PYROTECHNICS	391	1 294	802	821 FURNITURE,CUSHIONS,ETC.	13 079	17 298	10 787
597 PREPRD ADDITIVES,LIQUIDS	91 373	23 596	14 520	831 TRUNK,SUIT-CASES,BAG,ETC	646	11 722	7 259
598 MISC.CHEMICAL PRDCTS,NES	107 156	59 534	36 704	841 MENS,BOYS CLOTHNG,X-KNIT	181	3 601	2 240
600 CPL IND PLANT CHAP 69-76	374	2 119	1 251	842 WOMEN,GIRL CLOTHNG,XKNIT	341	10 645	6 536
611 LEATHER	6 623	29 461	18 305	843 MENS,BOYS CLOTHING,KNIT	22	265	166
612 MANUFACT. LEATHER ETC.NES	129	1 975	1 248	844 WOMEN,GIRLS CLOTHNG,KNIT	15	412	244
621 MATERIALS OF RUBBER	11 144	9 324	5 794	845 OTHR.TEXTILE APPAREL,NES	151	3 149	1 924
625 RUBBER TYRES,TUBES,ETC.	11 102	9 864	6 131	846 CLOTHING ACCESSRS,FABRIC	119	1 228	758
629 ARTICLES OF RUBBER, NES	16 999	16 999	10 496	848 CLOTHNG,NONTEXTL;HEADGEAR	181	2 870	1 787
634 VENEERS, PLYWOOD, ETC.	21 796	2 650	1 660	851 FOOTWEAR	705	4 720	2 924
635 WOOD MANUFACTURES, NES	5 844	2 164	1 362	871 OPTICAL INSTRUMENTS,NES	330	9 203	5 693
641 PAPER AND PAPERBOARD	459 568	44 638	27 680	872 MEDICAL INSTRUMENTS NES	1 497	21 404	13 295
642 PAPER,PAPERBOARD,CUT ETC	17 080	6 673	4 121	873 METERS,COUNTERS,NES	559	4 589	2 863
651 TEXTILE YARN	7 253	11 396	7 065	874 MEASURE,CONTROL INSTRMNT	4 238	97 384	60 667
652 COTTON FABRICS, WOVEN	1 918	6 208	3 875	881 PHOTOGRAPH APPAR,ETC.NES	1 937	24 968	15 513
653 FABRICS,MAN-MADE FIBRES	8 044	30 411	18 914	882 PHOTO.CINEMATOGRPH.SUPPL	8 233	16 057	9 186
654 OTH.TEXTILE FABRIC,WOVEN	226	1 254	769	884 OPTICAL GOODS NES	140	9 951	6 186
655 KNIT.CROCHET.FABRIC NES	641	1 916	1 209	885 WATCHES AND CLOCKS	908	38 468	23 958
656 TULLE,LACE,EMBROIDRY,ETC	182	1 029	636	891 ARMS AND AMMUNITION	214	1 183	741
657 SPECIAL YARN,TEXTL.FABRIC	8 462	11 994	7 447	892 PRINTED MATTER	4 708	7 515	4 659
658 TEXTILE ARTICLES NES	1 040	3 447	2 132	893 ARTICLES,NES,OF PLASTICS	24 767	27 545	17 063
659 FLOOR COVERINGS, ETC.	4 269	2 777	1 727	894 BABY CARRIAGE, TOYS,GAMES	1 071	2 545	1 595
661 LIME,CEMENT,CONSTR.MATRL	4 774	1 238	777	895 OFFICE,STATIONERY SUPPLS	2 485	11 754	7 320
662 CLAY,REFRCT.CONSTR.MATRL	95 663	9 764	6 000	896 WORKS OF ART,ANTIQUE ETC	7	3 418	2 237
663 MINERAL MANUFACTURES,NES	25 205	17 339	10 714	897 GOLD,SILVERWARE,JEWL NES	29	12 041	7 415
664 GLASS	21 609	10 276	6 405	898 MUSICAL INSTRUMENTS,ETC.	2 767	11 387	7 106
665 GLASSWARE	7 083	8 756	5 436	899 MISC MANUFCTRD GOODS NES	2 972	14 273	8 811
666 POTTERY	727	1 968	1 202	941 COMPL IND PLANT CHAPT 99	92	929	590
667 PEARLS,PRECIOUS STONES	*	*	*	971 GOLD,NONMONTY EXCL ORES	3	6 205	3 816
671 PIG IRON, SPIEGELEISN,ETC	1 637	1 324	812				
672 INGOTS ETC.IRON OR STEEL	2 453	670	430				
673 FLAT-ROLLED IRON ETC.	81 129	7 452	4 639				
674 FLAT-ROLLED PLATED IRON	19 380	4 234	2 622				
675 FLAT-ROLLED, ALLOY STEEL	19 418	6 309	3 900				
676 IRON,STL.BAR,SHAPES ETC.	99 797	14 041	8 699				
677 RAILWAY TRACK IRON,STEEL	962	152	92				
678 WIRE OF IRON OR STEEL	8 623	2 285	1 401	001 LIVE ANIMALS	38	494	303
679 TUBES,PIPES,ETC.IRON,STL	211 767	39 830	24 280	034 FISH,FRESH,CHILLED,FROZLN	1 172	957	588
681 SILVER,PLATINUM,ETC.	630	19 444	11 928	036 CRUSTACEANS,MOLLUSCS ETC	1 718	1 093	690
682 COPPER	126 126	84 253	52 274	037 FISH ETC.PRPD,PRSDV.NES	119 696	46 291	28 656
683 NICKEL	840	2 386	1 443	048 CEREAL PREPARATIONS	203	84	54
684 ALUMINIUM	51 636	30 830	19 085	054 VEGETABLES	32 890	863	542
685 LEAD	398	342	205	057 FRUIT,NUTS EXCL.OIL NUTS	29 091	4 902	3 059
686 ZINC	998	329	211	058 FRUIT,PRESERVED,PREPARED	128 053	16 445	10 038
687 TIN	203	456	280	059 FRUIT,VEGETABLE JUICES	4 717	480	313
689 MISC.NON-FERR.BASE METAL	193	254	156	061 SUGARS,MOLASSES,HONEY	1 012	350	220
691 METALLIC STRUCTURES NES	34 027	23 135	14 295	081 ANIMAL FEED STUFF	601 439	12 087	7 511
692 CONTAINERS,STORAGE,TRNSP	2 052	2 145	1 323	098 EDIBLE PROD.PREPRTNS,NES	791	238	141
				121 TOBACCO, UNMANUFACTURED	21 355	10 297	6 283
				223 OILSEED(OTH.FIX.VEG.OIL)	15 142	968	586

7 IMPORTS AND EXPORTS (SPECIAL TRADE) BY COUNTRIES OF PRODUCTION AND CONSUMPTION AND BY GROUPS OF THE SITC-REV. III 1994

GROUP DESCRIPTION	DT = 100 KG	1 000 DM	1 000 \$	GROUP DESCRIPTION	DT = 100 KG	1 000 DM	1 000 \$
245 FUEL WOOD, WOOD CHARCOAL	9 931	394	237	231 NATURAL RUBBER, ETC.	180	81	47
247 WOOD ROUGH,ROUGH SQUARED	1 261	353	210	232 SYNTHETIC RUBBER, ETC.	10 024	2 711	1 657
248 WOOD, SIMPLY WORKED	510	157	97	248 WOOD, SIMPLY WORKED	3 822	622	394
251 PULP AND WASTE PAPER	57 940	21 516	13 379	251 PULP AND WASTE PAPER	10 187	463	284
273 STONE, SAND AND GRAVEL	2 886	122	77	263 COTTON	4 878	225	143
289 PREC.METAL ORES,CONCRTS	4 124	42 882	27 097	266 SYNTHETIC FIBRES	4 686	1 131	690
291 CRUDE ANIMAL MATERLS.NES	4 479	1 775	1 092	267 OTHER MAN-MADE FIBRES	9 314	4 600	2 745
292 CRUDE VEG.MATERIALS, NES	9 279	4 577	2 856	269 WORN CLOTHING,TEXTL.ARTL	8 852	263	167
422 FIXED VEG.FAT,OILS,OTHER	1 336 530	127 355	80 358	273 STONE, SAND AND GRAVEL	58 194	986	611
431 ANIMAL, VEG. FATS,OILS,NES	206 077	21 091	13 076	278 OTHER CRUDE MINERALS	68 924	1 292	792
512 ALCOHOL,PHENOL,ETC.DERIV	39 008	4 257	2 641	285 ALUMINIUM ORE,CONCTR.ETC	1 416	108	64
513 CARBOXYLIC ACIDS,DERIVTS	4 376	431	282	288 NON-FERROUS WASTE,SCRAP	1 314	2 680	1 617
514 NITROGEN-FUNCT.COMPOUNDS	256	104	64	292 CRUDE VEG.MATERIALS, NES	1 670	896	566
522 INORGANIC CHEM.ELEMENTS	311	2 147	1 286	334 PETROLEUM PRODUCTS	5 635	873	542
579 PLASTIC WASTE,SCRAP ETC	3 464	166	107	335 RESIDUAL PETROL.PRODUCTS	2 478	389	237
598 MISC.CHEMICAL PRDCTS.NES	6 866	3 348	2 134	431 ANIMAL, VEG.FATS,OILS,NES	4 274	848	530
611 LEATHER	753	3 278	2 003	511 HYDROCARBONS,NES,DERIVTS	17 722	2 792	1 716
625 RUBBER TYRES,TUBES,ETC.	916	447	286	512 ALCOHOL,PHENOL,ETC.DERIV	12 896	1 878	1 170
629 ARTICLES OF RUBBER, NES	71	294	184	513 CARBOXYLIC ACIDS,DERIVTS	19 954	5 175	3 212
633 CORK MANUFACTURES	40	108	68	514 NITROGEN-FUNCT.COMPOUNDS	8 056	10 194	6 326
635 WOOD MANUFACTURES, NES	10 317	9 713	6 031	515 ORGANO-INORGANIC COMPND	3 079	8 986	5 510
641 PAPER AND PAPERBOARD	197	263	163	516 OTHER ORGANIC CHEMICALS	2 127	737	453
642 PAPER,PAPERBOARD,CUT ETC	6 950	11 794	7 267	522 INORGANIC CHEM.ELEMENTS	25 097	6 159	3 827
651 TEXTILE YARN	1 819	857	542	523 METAL, SALTS, INDRGAN.ACID	60 513	7 919	4 879
656 TULLE,LACE,EMBROIDRY,ETC	58	220	133	524 OTHER CHEMICAL COMPOUNDS	291	322	195
657 SPECIAL YARN,TXTL.FABRIC	2 176	855	531	531 SYNTH.COLOURS,LAKES,ETC.	4 324	11 970	7 301
658 TEXTILE ARTICLES NES	4 742	24 415	15 026	532 DYEING,TANNING MATERIALS	5 777	919	567
659 FLOOR COVERINGS, ETC.	61	216	133	533 PIGMENTS, PAINTS, ETC.	11 612	7 070	4 411
661 LIME,CEMENT,CONSTR.MATRL	3 962	624	390	541 MEDICINES,ETC.EXC.GRP542	3 106	14 048	8 643
662 CLAY,REFRCT.CONSTR.MATRL	2 081	219	126	542 MEDICAMENTS	1 584	23 044	14 201
663 MINERAL MANUFACTURES,NES	2 327	1 573	974	551 ESSNTL.OIL,PERFUME,FLAVR	2 842	5 604	3 430
664 GLASS	714	415	257	553 PERFUMERY,COSMETICS,ETC.	243	2 051	1 275
665 GLASSWARE	327	211	126	554 SOAP,CLEANERS,POLISH,ETC	11 661	4 272	2 654
666 POTTERY	32 955	17 765	10 832	562 FERTILIZER,EXCEPT GRP272	10 264	651	399
679 TUBES,PIPES,ETC.IRON,STL	210	64	39	571 POLYMERS OF ETHYLENE	44 070	4 852	2 985
694 NAILS,SCREWS,NUTS,ETC.	12 319	9 446	5 860	572 POLYMERS OF STYRENE	2 371	613	378
695 TOOLS	106	180	107	573 POLYMERS,VINYL CHLORIDE	11 590	3 504	2 182
696 CUTLERY	342	436	265	574 POLYACETAL,POLYCARBONATE	14 179	5 073	3 147
697 HOUSEHOLD EQUIPMENT,NES	2 617	3 309	2 031	575 OTH.PLASTIC,PRIMARY FORM	57 384	18 204	11 343
699 MANUFACTS.BASE METAL,NES	284	510	317	579 PLASTIC WASTE,SCRAP ETC	21 021	725	448
728 OTH.MACH,PTS,SPCL INDUST		82	49	581 PLASTIC TUBE,PIPE,HOSE	681	1 717	1 040
741 HEATING,COOLING EQUIP,PART	20	154	94	582 PLASTIC PLATE,SHEETS,ETC	4 644	4 553	2 840
742 PUMPS FOR LIQUIDS,PARTS	44	199	121	583 MONOFILAMENT OF PLASTICS	226	236	152
745 OTH.NONELEC MCH,TOOL,NES	144	963	603	591 INSECTICIDES, ETC.	8 632	15 122	9 404
747 TAPS,COCKS,VALVES,ETC.	194	5 571	3 408	592 STARCHES,INULIN,ETC.	8 902	1 469	912
752 AUTOMATC.DATA PROC.EQUIP	14 737	132 829	81 012	597 PREPRD ADDITIVES,LIQUIDS	5 355	2 067	1 279
759 PARTS,FOR OFFICE MACHINES	162	1 359	830	598 MISC.CHEMICAL PRDCTS,NES	45 191	21 137	13 049
761 TELEVISION RECEIVERS ETC	9 155	17 886	11 184	611 LEATHER	1 471	1 430	905
762 RADIO-BROADCAST RECEIVER	2 945	17 423	10 843	612 MANUFACT.LEATHER ETC.NES	16	80	46
763 SOUND RECORDER,PHONOGRPH	92	658	408	621 MATERIALS OF RUBBER	149	367	222
764 TELECOMM.EQUIP,PARTS NES	5 114	30 812	19 038	625 RUBBER TYRES,TUBES,ETC.	404	309	190
771 ELECT POWER MACHNY.PARTS	418	3 040	1 866	629 ARTICLES OF RUBBER, NES	5 139	2 368	1 485
772 ELEC.SWITCH,RELAY,CIRCUIT	2 776	40 432	25 098	634 VENEERS, PLYWOOD, ETC.	698	809	504
773 ELECTR DISTRIBT.EQPT NES	1 171	3 130	1 931	641 PAPER AND PAPERBOARD	103 811	11 009	6 898
774 ELECTRO-MEDCL,XRAY EQUIP	20	88	52	642 PAPER,PAPERBOARD,CUT ETC	2 496	917	571
775 DOM.ELEC,NON-ELEC.EQUIP	6 24	106	64	651 TEXTILE YARN	1 713	5 348	3 304
776 TRANSISTORS, VALVES,ETC.	6 722	297 291	184 053	652 COTTON FABRICS, WOVEN	922	2 057	1 270
778 ELECTRIC.MACH.APPART.NES	1 147	26 019	16 292	653 FABRICS,MAN-MADE FIBRES	680	1 854	1 150
784 PARTS,TRACTORS,MOTOR VEH	240	273	170	654 OTH.TEXTILE FABRIC,WOVEN	173	778	474
792 AIRCRAFT,ASOCTD.EQUIPNT	20	57	37	655 KNIT.CROCHET.FABRIC NES	366	1 579	988
813 LIGHTING FIXTURES ETC.NES	6 720	9 845	5 932	656 TULLE,LACE,EMBROIDRY,ETC	129	639	394
821 FURNITURE,CUSHIONS,ETC.	14 131	13 612	8 354	657 SPECIAL YARN,TXTL.FABRIC	1 811	3 777	2 358
831 TRUNK,SUIT-CASES,BAG,ETC	1 532	3 876	2 395	658 TEXTILE ARTICLES NES	153	1 276	784
841 MENS,BOYS CLOTHING,X-KNIT	10 923	36 460	22 548	659 FLOOR COVERINGS, ETC.	150	67	44
842 WOMEN,GIRL CLOTHING,XKNIT	14 575	50 387	31 049	662 CLAY,REFRCT.CONSTR.MATRL	13 723	2 228	1 374
843 MENS,BOYS CLOTHING,KNIT	4 523	8 913	5 421	663 MINERAL MANUFACTURES,NES	6 172	3 350	2 092
844 WOMEN,GIRLS CLOTHING,KNIT	6 417	16 424	10 025	664 GLASS	4 216	3 086	1 899
845 OTHR TEXTILE APPAREL,NES	44 849	113 729	70 145	665 GLASSWARE	812	1 138	708
846 CLOTHING ACCESSRS,FABRIC	5 981	21 591	13 316	666 POTTERY	73	231	143
848 CLOTHING,NONTXTL;HEADGEAR	1 211	7 258	4 573	667 PEARLS,PRECIOUS STONES			
851 FOOTWEAR	14 791	26 843	16 456	671 PIG IRON,SPIEGELEISN,ETC	1 496	385	230
872 MEDICAL INSTRUMENTS NES	204	3 040	1 953	672 INGOTS ETC.IRON OR STEEL	160	65	43
873 METERS,COUNTERS,NES	163	1 684	1 025	673 FLAT-ROLLED IRON ETC.	6 914	534	316
874 MEASURE,CONTROL INSTRMNT	6 749	61 936	38 348	675 FLAT-ROLLED, ALLOY STEEL	8 443	2 290	1 403
881 PHOTOGRAPH APPAR.ETC.NES	34	1 046	665	676 IRON,STL.BAR,SHAPES ETC.	8 723	1 360	849
884 OPTICAL GOODS NES	111	1 049	648	678 WIRE OF IRON OR STEEL	58	104	65
885 WATCHES AND CLOCKS	611	11 297	7 158	679 TUBES,PIPES,ETC.IRON,STL	19 608	4 232	2 662
891 ARMS AND AMMUNITION	201	288	178	681 SILVER,PLATINUM,ETC.	16	1 222	747
892 PRINTED MATTER	546	1 026	632	682 COPPER	4 033	5 910	3 652
893 ARTICLES,NES,OF PLASTICS	4 907	3 664	2 276	683 NICKEL	84	351	215
894 BABY CARRIAGE, TOYS,GAMES	10 820	25 500	15 804	684 ALUMINIUM	10 398	4 091	2 532
895 OFFICE,STATIONERY SUPPLS	25	96	61	687 TIN	250	299	185
896 WORKS OF ART,ANTIQUE ETC	360	338	207	689 MISC.NON-FERR.BASE METAL	82	82	50
897 GOLD,SILVERWARE,JEWEL NES	6 350	25 541	15 805	691 METALLIC STRUCTURES NES	2 479	634	402
898 MUSICAL INSTRUMENTS,ETC.	272	610	373	692 CONTAINERS,STORAGE,TRNSP	3 462	369	232
899 MISC MANUFCTRD GOODS NES	14 213	21 952	13 443	693 WIRE PRODUCTS EXCL.ELECT	228	522	322
971 GOLD,NONMONTY EXCL ORES	36	13 668	8 482	694 NAILS,SCREWS,NUTS,ETC.	495	1 103	672
				695 TODLS	1 081	5 789	3 574
EXPORTS	1 294 051	1 358 523	844 233	696 CUTLERY	112	692	425
001 LIVE ANIMALS	10	138	89	697 HOUSEHOLD EQUIPMENT,NES	790	1 066	657
011 BOVINE MEAT	10 634	1 909	1 206	699 MANUFACTS.BASE METAL,NES	6 758	6 780	4 158
016 MEAT,ED.OFFL,DRY,SLT,SMK	45	88	55	700 CPL IND PLANT (84/85/87)	10 950	17 492	10 186
017 MEAT,OFFL,PRPD,PRSD,NES	78	120	76	711 STEAM GENER. BOILERS,ETC.	1 868	3 215	1 973
022 MILK AND CREAM	16 885	5 779	3 507	712 STEAM TURBINES	344	5 686	3 596
023 BUTTER,OTHER FAT OF MILK	229	78	48	713 INTRNL COMBUS PSTN ENGIN	611	5 718	3 527
024 CHEESE AND CURD	295	185	121	714 ENGINES,MOTORS NON-ELECT	28	740	454
025 EGGS,BIRDS,YOLKS,ALBUMIN	77	179	112	716 ROTATING ELECTRIC PLANT	7 189	17 816	10 874
048 CEREAL PREPARATIONS	150	79	50	718 OTH.PQMR.GENRTNG.MACHNRY	55	499	306
056 VEGETABLES,PRPD,PRSD,NES	594	327	200	721 AGRIC.MACHINES,EX.TRACTR	271	706	435
059 FRUIT,VEGETABLE JUICES	1 627	674	410	722 TRACTORS	338	333	192
061 SUGARS,MOLASSES,HONEY	195 497	9 861	6 123	723 CIVIL ENGINEERING EQUIPT	8 543	12 428	7 935
062 SUGAR CONFECTIONERY	360	201	126	724 TEXTILE,LEATHER MACHINES	21 034	61 852	38 409
073 CHOCOLATE,OTH.COCCA PREP	1 108	813	512	725 PAPER,PULP MILL MACHINES	3 793	12 351	7 657
081 ANIMAL FEED STUFF	4 768	1 737	1 080	726 PRINTNG,BOOKBINDNG MACHS	5 282	17 658	11 040
098 EDIBLE PROD.PREPRNTS,NES	4 908	3 926	2 450	727 FOOD-PROCESS.MCH.NON DDM	4 583	26 886	16 797
112 ALCOHOLIC BEVERAGES	678	294	182	728 OTH.MACH,PTS,SPCL INDUST	11 205	48 999	30 538
122 TOBACCO, MANUFACTURED	1 076	2 602	1 691	731 METAL REMOVAL WORK TOOLS	3 998	1 803	1 137
				733 MACH-TOOLS,METAL-WORKING	1 948	3 588	2 217

7 IMPORTS AND EXPORTS (SPECIAL TRADE) BY COUNTRIES OF PRODUCTION AND CONSUMPTION AND BY GROUPS OF THE SITC-REV. III 1994

GROUP DESCRIPTION	DT = 100 KG	1 000 DM	1 000 \$	GROUP DESCRIPTION	DT = 100 KG	1 000 DM	1 000 \$
735 PARTS,NES,FOR MACH-TOOLS	1 256	2 149	1 332	723 CIVIL ENGINEERING EQUIPT	712	441	275
737 METALWORKING MACHINRY NES	145	2 771	1 686	724 TEXTILE,LEATHER MACHINES	147	697	429
741 HEATING,COOLING EQUIP,PART	7 638	23 018	14 376	725 PAPER,PULP MILL MACHINES	402	674	390
742 PUMPS FOR LIQUIDS,PARTS	1 227	6 992	4 355	727 FOOD-PROCESS.MCH.NON DOM	351	1 520	898
743 PUMPS NES,CENTRIFUGS ETC	3 337	18 074	11 163	728 OTH.MACH,PTS,SPCL INDUST	558	1 281	795
744 MECHANICAL HANDLNG EQUIP	5 586	13 301	8 325	741 HEATING,COOLING EQUIP,PART	357	1 182	757
745 OTH.NONELEC MCH,TOOL,NES	10 473	47 758	30 358	742 PUMPS FOR LIQUIDS,PARTS	60	165	98
746 BALL OR ROLLER BEARINGS	102	542	329	743 PUMPS NES,CENTRIFUGS ETC	25	80	50
747 TAPS,COCKS,VALVES,ETC.	1 314	7 731	4 845	744 MECHANICAL HANDLNG EQUIP	149	57	37
748 TRANSMISSIONS SHAFTS ETC	1 316	4 137	2 597	745 OTH.NONELEC MCH,TOOL,NES	39	82	50
749 NON-ELECT MACH,PARTS,ETC	2 653	8 957	5 589	751 OFFICE MACHINES	2	60	35
751 OFFICE MACHINES	147	888	557	752 AUTOMATC.DATA PROC.EQUIP	11	208	127
752 AUTOMATC.DATA PROC.EQUIP	76	2 443	1 518	764 TELECOMM.EQUIP.PARTS NES	12	396	242
753 PARTS,FOR OFFICE MACHINS	252	1 313	810	772 ELEC.SWITCH.RELAY.CIRCUIT	29	64	40
764 TELECOMM.EQUIP.PARTS NES	14 953	201 558	127 369	773 ELECTR DISTRIBT.EQPT NES	180	417	271
771 ELECT POWER MACHNY,PARTS	5 411	8 077	4 998	775 DOM.ELEC,NON-ELEC.EQUIPT	62	108	68
772 ELEC.SWITCH.RELAY.CIRCUIT	5 897	56 709	34 600	776 TRANSISTORS,VALVES,ETC.	83	53	53
773 ELECTR DISTRIBT.EQPT NES	35 389	62 551	38 910	778 ELECTRIC.MACH.APART.NES	57	116	70
774 ELECTRO-MEDCL.XRAY EQUIP	149	2 781	1 674	781 PASS.MOTOR VEHCLS.EX.BUS	2 180	2 362	1 464
775 DOM.ELEC,NON-ELEC.EQUIPT	787	1 001	619	782 GOODS,SPCL TRANSPORT VEH	345	156	100
776 TRANSISTORS,VALVES,ETC.	5 541	198 244	122 405	784 PARTS,TRACTORS,MOTOR VEH	139	258	160
778 ELECTRIC.MACH.APART.NES	9 414	21 188	13 155	791 RAILWAY VEHICLES.EQUIPNT	587	605	347
781 PASS.MOTOR VEHCLS.EX.BUS	3 979	16 335	10 075	821 FURNITURE,CUSHIONS,ETC.	2 423	1 342	835
782 GOODS,SPCL TRANSPORT VEH	1 646	2 906	1 757	841 MENS,BOYS CLOTHNG,X-KNIT	134	109	66
783 ROAD MOTOR VEHICLES NES	931	517	331	842 WOMEN,GIRL CLOTHNG,XKNIT	12	83	48
784 PARTS,TRACTORS,MOTOR VEH	7 447	17 049	10 848	851 FOOTWEAR	869	1 792	1 126
786 TRAILERS,SEMI-TRAILR,ETC	367	316	193	872 MEDICAL INSTRUMENTS NES	14	107	65
791 RAILWAY VEHICLES.EQUIPNT	88	368	224	873 METERS,COUNTERS,NES	3	52	32
792 AIRCRAFT,ASSOCTD.EQUIPNT	15	3 912	2 331	874 MEASURE,CONTROL INSTRMNT	31	383	243
800 CPL IND PLANT CHAP 90/94	11	102	59	882 PHOTO.CINEMATOGRPH.SUPPL	51	138	88
812 PLUMBNG,SANITRY,EQPT.ETC	494	315	201	892 PRINTED MATTER	162	680	416
813 LIGHTNG FIXTURES ETC.NES	191	794	485	893 ARTICLES,NES,OF PLASTICS	60	72	44
821 FURNITURE,CUSHIONS,ETC.	3 766	4 952	3 104	898 MUSICAL INSTRUMENTS,ETC.	19	185	118
831 TRUNK,SUIT-CASES,BAG,ETC	24	761	461				
842 WOMEN,GIRL CLOTHNG,XKNIT	6	285	161	CHINA			
846 CLOTHING ACCESSRS,FABRIC	17	224	134	IMPORTS	27 207 596	15 399 938	9 505 267
848 CLOTHNG,NONXTL;HEADGEAR	20	148	88				
851 FOOTWEAR	155	282	168	001 LIVE ANIMALS	31	753	466
871 OPTICAL INSTRUMENTS,NES	5	351	216	012 OTHER MEAT, MEAT OFFAL	183 767	111 062	69 518
872 MEDICAL INSTRUMENTS NES	221	3 224	2 000	017 MEAT,OFFL,PRPD,PRSD,NES	3 697	1 803	1 120
873 METERS,COUNTERS,NES	84	702	441	024 CHEESE AND CURD	3 392	313	184
874 MEASURE,CONTROL INSTRMNT	1 211	21 742	13 487	034 FISH,FRESH,CHILLED,FROZN	198 620	52 226	32 178
881 PHOTOGRAPH APPAR.ETC.NES	63	617	385	036 CRUSTACEANS,MOLLUSCS ETC	6 571	6 537	4 020
882 PHOTO.CINEMATOGRPH.SUPPL	740	988	616	037 FISH ETC.PREPD,PRSD,NES	14 917	7 151	4 459
884 OPTICAL GOODS NES		697	438	042 RICE	9 209	542	334
885 WATCHES AND CLOCKS	14	135	84	045 OTHER CEREALS, UNMILLED	26 014	3 123	1 927
891 ARMS AND AMMUNITION	6	53	32	048 CEREAL PREPARATIONS	10 911	1 753	1 085
892 PRINTED MATTER	1 672	2 534	1 566	054 VEGETABLES	623 699	76 357	46 925
893 ARTICLES,NES,OF PLASTICS	3 631	5 915	3 693	056 VEGETABLES,PRPD,PRSD,NES	755 902	154 498	95 049
894 BABY CARRIAGE,TOYS,GAMES	1 285	2 756	1 787	057 FRUIT,NUTS EXCL.OIL NUTS	20 652	8 165	5 020
895 OFFICE,STATIONERY SUPPLS	973	3 934	2 429	058 FRUIT,PRESERVED,PREPARED	117 190	18 244	11 336
897 GOLD,SILVERWARE,JEWEL NES		607	358	059 FRUIT,VEGETABLE JUICES	264	58	37
898 MUSICAL INSTRUMENTS,ETC.	36	738	456	061 SUGARS,MOLASSES,HONEY	117 035	14 934	9 153
899 MISC MANUFCTRD GOODS NES	1 068	2 060	1 278	062 SUGAR CONFECTIONERY	231	77	45
971 GOLD,NONMONTY EXCL ORES		2 102	1 301	071 COFFEE,COFFEE SUBSTITUTE	1 125	1 033	670
				072 COCOA	993	547	354
MONGOLIA				074 TEA AND MATE	51 727	26 799	16 456
IMPORTS	6 491	11 279	7 034	075 SPICES	39 893	11 405	7 077
268 WOOL, OTHER ANIMAL HAIR	914	666	392	081 ANIMAL FEED STUFF	1 441 508	37 126	21 742
287 ORE,CONCENTR.BASE METALS	323	121	79	098 EDIBLE PROD.PREPRNTS,NES	31 235	5 913	3 667
291 CRUDE ANIMAL MATERLS,NES	1 597	3 283	2 063	111 NON-ALCOHOL. BEVERAGE,NES	289	63	38
411 ANIMAL OILS AND FATS	86	50	32	112 ALCOHOLIC BEVERAGES	11 763	3 288	2 288
659 FLOOR COVERINGS, ETC.	74	94	54	121 TOBACCO, UNMANUFACTURED	53 482	20 038	12 444
841 MENS,BOYS CLOTHNG,X-KNIT	1 431	3 077	1 929	122 TOBACCO, MANUFACTURED	360	114	70
842 WOMEN,GIRL CLOTHNG,XKNIT	692	1 247	770	211 HIDES,SKINS(EX.FURS),RAW	50	72	46
845 OTHR.TEXTILE APPAREL,NES	1 006	2 157	1 337	212 FURSKINS, RAW	194	1 684	1 026
961 COIN NONGOLD NONCURRENT		88	56	222 OILSEED(SPT.FIX VEG.OIL)	354 638	55 996	34 786
				223 OILSEED(OTH.FIX.VEG.OIL)	183 368	13 595	8 461
EXPORTS	77 871	29 536	18 316	231 NATURAL RUBBER, ETC.	972	161	97
017 MEAT,OFFL.PRPD,PRSD,NES	520	148	88	232 SYNTHETIC RUBBER, ETC.	4 085	612	374
048 CEREAL PREPARATIONS	1 051	176	109	245 FUEL WOOD, WOOD CHARCOAL	5 169	450	277
056 VEGETABLES,PRPD,PRSD,NES	806	134	84	248 WOOD, SIMPLY WORKED	6 675	1 703	1 049
058 FRUIT,PRESERVED,PREPARED	648	144	86	261 SILK	30 196	55 386	34 179
059 FRUIT,VEGETABLE JUICES	480	57	36	263 COTTON	1 328	319	200
061 SUGARS,MOLASSES,HONEY	7 737	393	242	265 VEGETABLE TEXTILE FIBRES	8 275	3 704	2 301
062 SUGAR CONFECTIONERY	280	158	98	266 SYNTHETIC FIBRES	1 892	1 015	614
073 CHOCOLATE,OTH.COCOA PREP	595	350	216	268 WOOL, OTHER ANIMAL HAIR	24 854	70 160	43 580
091 MARGARINE AND SHORTENING	414	56	35	269 WORN CLOTHING,TEXTL.ARTL	1 231	130	81
098 EDIBLE PROD.PREPRNTS,NES	579	175	107	273 STONE, SAND AND GRAVEL	50 512	1 021	640
111 NON-ALCOHOL. BEVERAGE,NES	1 346	174	105	277 NATURAL ABRASIVES, NES	15 135	909	576
112 ALCOHOLIC BEVERAGES	12 957	1 816	1 130	278 OTHER CRUDE MINERALS	3 532 398	78 135	48 696
122 TOBACCO, MANUFACTURED	146	59	36	285 ALUMINIUM ORE,CONCTR.ETC	1 538 922	19 827	12 275
269 WORN CLOTHING,TEXTL.ARTL	783	167	106	287 ORE,CONCENTR.BASE METALS	14 566	2 614	1 655
421 FIXED VEG.FAT,OILS, SOFT	5 156	852	520	288 NON-FERROUS WASTE,SCRAP	695	287	174
512 ALCOHOL,PHENOL,ETC.DERIV	11 621	1 618	1 039	291 CRUDE ANIMAL MATERLS,NES	277 312	186 283	115 261
515 ORGANIC-INORGANIC COMPNDS	3	123	79	292 CRUDE VEG.MATERIALS, NES	60 591	16 524	10 151
522 INORGANIC CHEM.ELEMENTS	816	51	31	321 COAL,NOT AGGLOMERATED	129 777	1 678	1 021
541 MEDICINES,ETC.EXC.GRPS42	33	111	71	325 COKE,SEMI-COKE,RET.CARBN	3 844 804	57 636	35 719
542 MEDICAMENTS	226	799	515	335 RESIDUAL PETROL.PRODUCTS	128 574	7 881	4 910
553 PERFUMERY,COSMETICS,ETC.	619	178	109	421 FIXED VEG.FAT,OILS, SOFT	20 096	2 777	1 648
554 SOAP,CLEANERS,POLISH,ETC	383	121	75	422 FIXED VEG.FAT,OILS,OTHER	8 136	2 209	1 362
582 PLASTIC PLATE,SHEETS,ETC	115	194	118	431 ANIMAL,VEG.FATS,OILS,NES	10 386	3 111	1 911
591 INSECTICIDES, ETC.	51	184	109	511 HYDROCARBONS,NES,DERIVTS	8 968	2 703	1 683
598 MISC.CHEMICAL PRDTS,NES	475	197	120	512 ALCOHOL,PHENOL,ETC.DERIV	21 693	12 415	7 726
611 LEATHER	150	335	218	513 CARBOXYLIC ACIDS,DERIVTS	164 044	41 429	25 630
635 WOOD MANUFACTURES, NES	68	74	46	514 NITROGEN-FUNCT.COMPOUNDS	63 782	39 838	24 789
642 PAPER,PAPERBOARD,CUT ETC	117	51	31	515 ORGANIC-INORGANIC COMPNDS	66 349	79 219	48 942
659 FLOOR COVERINGS, ETC.	474	338	214	516 OTHER ORGANIC CHEMICALS	14 875	17 446	10 791
662 CLAY,REFRCT.CONSTR.MATRL	2 850	134	79	522 INORGANIC CHEM.ELEMENTS	290 846	42 899	26 582
683 MINERAL MANUFACTURES,NES	198	169	110	523 METAL.SALTS,INORGAN.ACID	38 110	4 333	2 685
684 ALUMINIUM	117	148	94	524 OTHER CHEMICAL COMPOUNDS	56 067	22 441	13 937
691 METALLIC STRUCTURES NES	107	85	52	525 RADIO-ACTIVE MATERIALS	1 702	7 710	4 756
692 CONTAINERS,STORAGE,TRNSP	250	143	91	531 SYNTH.COLOURS,LAKES,ETC.	6 303	7 872	4 908
695 TODDS	55	177	108	532 DYEING,TANNING MATERIALS	1 747	7 770	4 976
722 TRACTORS	200	300	192	533 PIGMENTS, PAINTS, ETC.	2 418	1 356	848
				541 MEDICINES,ETC.EXC.GRPS42	66 004	173 218	107 183
				542 MEDICAMENTS	792	606	366

7 IMPORTS AND EXPORTS (SPECIAL TRADE) BY COUNTRIES OF PRODUCTION AND CONSUMPTION AND BY GROUPS OF THE SITC-REV. III 1994

GROUP DESCRIPTION	DT = 100 KG	1 000 DM	1 000 \$	GROUP DESCRIPTION	DT = 100 KG	1 000 DM	1 000 \$
551 ESSNTL.OIL,PERFUME,FLAVR	15 597	11 623	7 178	813 LIGHTNG FIXTURES ETC.NES	279 787	243 456	151 386
553 PERFUMERY,COSMETICS,ETC.	3 163	4 285	2 665	821 FURNITURE,CUSHIONS,ETC.	208 252	127 412	77 880
554 SOAP,CLEANERS,POLISH,ETC.	1 589	2 133	1 313	831 TRUNK,SUIT-CASES,BAG,ETC	547 563	689 908	425 176
571 POLYMERS OF ETHYLENE	13 568	2 716	1 674	841 MENS,BOYS CLOTHNG,X-KNIT	197 069	608 711	371 863
572 POLYMERS OF STYRENE	447	71	43	842 WOMEN,GIRL CLOTHNG,XKNIT	203 513	1 104 453	672 718
573 POLYMERS,VINYL CHLORIDE	2 795	489	311	843 MENS,BOYS CLOTHING,KNIT	63 346	134 076	82 746
574 POLYACETAL,POLYCARBONATE	1 623	795	500	844 WOMEN,GIRLS CLOTHING,KNIT	85 241	225 449	138 737
575 OTH.PLASTIC,PRIMARY FORM	33 253	12 236	7 488	845 OTHR.TEXTILE APPAREL,NES	256 695	942 782	579 223
581 PLASTIC TUBE,PIPE,HOSE	2 286	1 643	1 011	846 CLOTHING ACCESSRS,FABRIC	50 991	132 177	82 710
582 PLASTIC PLATE,SHEETS,ETC	10 932	3 616	2 244	848 CLOTHING,NONXTXL;HEADGEAR	288 630	567 468	352 254
583 MONOFILAMENT OF PLASTICS	141	118	70	851 FOOTWEAR	469 917	766 279	464 701
591 INSECTICIDES, ETC.	2 804	1 977	1 200	871 OPTICAL INSTRUMENTS,NES	8 798	34 905	21 859
592 STARCHES,INULIN,ETC.	4 383	1 049	643	872 MEDICAL INSTRUMENTS NES	24 484	37 822	23 767
593 EXPLOSIVES,PYROTECHNICS	139 687	49 139	31 415	873 METERS,COUNTERS,NES	2 551	32 964	20 152
597 PREPRD ADDITIVES,LIQUIDS	96	234	145	874 MEASURE,CONTROL INSTRMNT	17 928	67 337	41 648
598 MISC.CHEMICAL PRODTS,NES	543 868	48 156	29 820	881 PHOTOGRAPH APPAR.ETC.NES	15 779	109 753	68 369
611 LEATHER	976	2 633	1 681	882 PHOTO.CINEMATOGRPH.SUPPL	1 581	6 230	3 866
612 MANUFACT.LEATHER ETC.NES	2 932	3 204	2 008	884 OPTICAL GOODS NES	5 452	47 810	29 394
613 FURSKINS,TANNED,DRESSED	713	8 718	5 283	885 WATCHES AND CLOCKS	45 601	177 522	110 236
621 MATERIALS OF RUBBER	9 663	1 796	1 113	891 ARMS AND AMMUNITION	2 672	3 507	2 190
625 RUBBER TYRES,TUBES,ETC.	32 255	15 155	9 398	892 PRINTED MATTER	22 769	19 032	11 822
629 ARTICLES OF RUBBER, NES	15 452	6 036	3 784	893 ARTICLES,NES,OF PLASTICS	687 850	307 159	190 088
633 CORK MANUFACTURES	314	354	217	894 BABY CARRIAGE,TOYS,GAMES	1 131 988	1 230 945	762 732
634 VENEERS,PLYWOOD,ETC.	529	122	75	895 OFFICE,STATIONERY SUPPLS	27 026	20 223	12 583
635 WOOD MANUFACTURES, NES	148 586	87 448	54 064	896 WORKS OF ART,ANTIQUE ETC	1 790	4 155	2 548
641 PAPER AND PAPERBOARD	1 552	1 142	674	897 GOLD,SILVERWARE,JEWEL NES	6 073	86 727	54 094
642 PAPER,PAPERBOARD,CUT ETC	81 150	55 902	34 980	898 MUSICAL INSTRUMENTS,ETC.	20 233	37 104	23 244
651 TEXTILE YARN	11 470	21 685	13 315	899 MISC MANUFCTRD GOODS NES	644 456	601 149	371 946
652 COTTON FABRICS, WOVEN	43 906	26 702	16 449	961 COIN NONGOLD NONCURRENT	77	7 651	4 650
653 FABRICS,MAN-MADE FIBRES	56 811	39 937	24 809	972 MONETARY GOLD,GOLD COINS	2	5 774	3 555
654 OTH.TEXTILE FABRIC,WOVEN	8 579	51 142	31 352				
655 KNIT.CROCHET.FABRIC NES	358	852	517	EXPORTS	16 137 943	10 296 535	6 350 817
656 TULLE,LACE,EMBROIDRY.ETC	2 205	8 672	5 361	001 LIVE ANIMALS	22	225	141
657 SPECIAL YARN,XTXL.FABRIC	7 732	4 934	3 046	012 OTHER MEAT, MEAT OFFAL	7 445	1 144	713
658 TEXTILE ARTICLES NES	232 260	285 828	175 477	034 FISH,FRESH,CHILLED,FROZN	964	99	59
659 FLOOR COVERINGS, ETC.	61 146	129 086	79 396	037 FISH,ETC.PREPD,PRSD,NES	1	66	43
661 LIME,CEMENT,CONSTR.MATRL	995 420	16 323	10 253	044 MAIZE UNMILLED	22	61	40
662 CLAY,REFRCT.CONSTR.MATRL	12 808	1 012	655	054 VEGETABLES	567	536	327
663 MINERAL MANUFACTURES,NES	33 538	20 863	13 010	056 VEGETABLES,PRPD,PRSD,NES	279	101	64
664 GLASS	13 895	8 787	5 414	061 SUGARS,MOLASSES,HONEY	10 300	564	359
665 GLASSWARE	55 794	25 950	15 864	062 SUGAR CONFECTIONERY	1 330	422	258
666 POTTERY	478 052	132 562	81 517	071 COFFEE,COFFEE SUBSTITUTE	86	170	108
667 PEARLS,PRECIOUS STONES				073 CHOCOLATE,OTH.COCOA PREP	785	237	151
671 PIG IRON,SPIEGELEISN,ETC	413 799	54 957	34 361	081 ANIMAL FEED STUFF	24 296	3 621	2 227
673 FLAT-ROLLED IRON ETC.	11 207	987	572	098 EDIBLE PROD.PREPRNTS,NES	676	544	349
675 FLAT-ROLLED, ALLOY STEEL	231	156	90	112 ALCOHOLIC BEVERAGES	1 885	289	180
676 IRON,STL.BAR,SHAPES ETC.	380	305	194	211 HIDES,SKINS(EX.FURS),RAW	9 254	2 878	1 826
678 WIRE OF IRON OR STEEL	16 869	2 408	1 484	232 SYNTHETIC RUBBER, ETC.	17 246	3 729	2 330
679 TUBES,PIPES,ETC. IRON,STL	19 992	7 445	4 644	247 WOOD ROUGH,ROUGH SQUARED	38 617	1 176	732
682 COPPER	1 985	1 551	921	251 PULP AND WASTE PAPER	10 770	60	38
683 NICKEL	10 550	10 131	6 405	266 SYNTHETIC FIBRES	250 737	51 704	32 234
684 ALUMINIUM	327	212	131	267 OTHER MAN-MADE FIBRES	2 707	1 330	781
685 LEAD	197	143	93	268 WOOL, OTHER ANIMAL HAIR	27 503	31 638	19 472
687 TIN	62 624	54 572	33 772	277 NATURAL ABRASIVES, NES	135	106	61
689 MISC.NON-FERR.BASE METAL	90 128	25 789	16 013	278 OTHER CRUDE MINERALS	3 318	349	204
691 METALLIC STRUCTURES NES	3 442	1 569	971	282 FERROUS WASTE AND SCRAP	403 304	9 380	5 785
692 CONTAINERS,STORAGE,TRNSP	7 551	4 480	2 816	285 ALUMINIUM ORE,CONCTR.ETC	189	104	63
693 WIRE PRODUCTS EXCL.ELECT	51 504	10 239	6 382	288 NON-FERROUS WASTE,SCRAP	235 979	15 782	9 917
694 NAILS,SCREWS,NUTS,ETC.	260 768	54 734	33 934	289 CRUDE ANIMAL MATERLS,NES	14 228	7 001	4 320
695 TOOLS	270 982	121 356	74 924	292 CRUDE VEG.MATERIALS, NES	1 708	777	476
696 CUTLERY	95 182	114 850	71 223	293 PETROLEUM PRODUCTS	13 863	3 109	1 931
697 HOUSEHOLD EQUIPMENT,NES	358 819	221 628	137 632	335 RESIDUAL PETROL. PRODUCTS	10 785	1 685	1 058
699 MANUFACTS.BASE METAL,NES	394 656	129 545	80 370	411 ANIMAL OILS AND FATS	151	190	120
712 STEAM TURBINES	21	338	210	421 FIXED VEG.FAT,OILS, SOFT	2 448 082	228 061	143 342
713 INTRNL COMBUS PSTN ENGIN	926	678	431	422 FIXED VEG.FAT,OILS,OTHER	14 837	1 274	807
714 ENGINES,MOTORS NON-ELECT	143	8 163	4 688	431 ANIMAL,VEG.FATS,OILS,NES	1 089	576	360
716 ROTATING ELECTRIC PLANT	54 083	97 238	60 309	511 HYDROCARBONS,NES,DERIVTS	9 955	1 858	1 148
721 AGRIC.MACHINES,EX.TRACTR	8 077	1 360	846	512 ALCOHOL,PHENOL,ETC.DERIV	254 157	42 696	26 382
723 CIVIL ENGINEERING EQUIPT	7 473	5 614	3 024	513 CARBOXYLIC ACIDS,DERIVTS	219 331	30 936	19 225
724 TEXTILE,LEATHER MACHINES	11 569	8 145	5 054	514 NITROGEN-FUNCT.COMPOUNDS	237 493	56 783	34 963
726 PRINTNG,BOOKBINDNG MACH	951	1 499	971	515 ORGANO-INORGANIC COMPND	85 144	41 682	25 889
727 FOOD-PROCESS.MCH.NON DOM	218	210	128	516 OTHER ORGANIC CHEMICALS	52 241	9 814	6 134
728 OTH.MACH,PTS,SPCL INDUST	28 227	15 840	9 802	522 INORGANIC CHEM.ELEMENTS	39 602	9 790	6 095
731 METAL REMOVAL WORK TOOLS	93 288	37 066	22 967	523 METAL,SALTS,INORGAN.ACID	53 873	9 172	5 590
733 MACH-TOOLS,METAL-WORKING	947	636	387	524 OTHER CHEMICAL COMPOUNDS	293	3 156	2 016
735 PARTS,NES,FOR MACH-TOOLS	5 237	3 018	1 869	525 RADIO-ACTIVE MATERIALS	413	258	
737 METALWORKING MACHINRY NES	6 973	6 937	4 306	531 SYNTH.COLOURS,LAKES,ETC.	2 308	6 734	4 145
741 HEATING,COOLING EQUIP,PART	12 392	19 112	11 606	532 DYEING,TANNING MATERIALS	26 588	3 847	2 378
742 PUMPS FOR LIQUIDS,PARTS	19 948	3 682	2 248	533 PIGMENTS, PAINTS, ETC.	24 109	11 554	7 099
743 PUMPS NES,CENTRIFUGS ETC	59 648	41 220	25 095	541 MEDICINES,ETC.EXC.GRP542	1 132	23 961	14 653
744 MECHANICAL HANDLNG EQUIP	58 191	17 018	10 455	542 MEDICAMENTS	33 619	48 895	30 729
745 OTH.NONELEC MCH,TOOL,NES	15 643	24 232	14 953	551 ESSNTL.OIL,PERFUME,FLAVR	1 748	3 459	2 154
746 BALL OR ROLLER BEARINGS	20 192	21 533	13 425	553 PERFUMERY,COSMETICS,ETC.	1 014	945	590
747 TAPS,COCKS,VALVES,ETC.	13 312	6 669	4 101	554 SOAP,CLEANERS,POLISH,ETC	30 173	8 115	5 015
748 TRANSMISSIONS SHAFTS ETC	42 892	17 327	10 754	562 FERTILIZER,EXCEPT GRP272	3 100 692	75 751	46 128
749 NON-ELECT MACH.PARTS,ETC	3 410	1 185	747	571 POLYMERS OF ETHYLENE	235 070	21 733	13 342
751 OFFICE MACHINES	34 448	114 953	71 642	572 POLYMERS OF STYRENE	79 709	13 374	8 273
752 AUTOMATC.DATA PROC.EQUIP	47 932	197 254	123 915	573 POLYMERS,VINYL CHLORIDE	11 711	5 064	3 126
759 PARTS,FOR OFFICE MACHINS	92 502	454 182	283 056	574 POLYACETAL,POLYCARBONATE	38 014	12 774	7 698
761 TELEVISION RECEIVERS ETC	58 050	148 642	90 987	575 OTH.PLASTIC,PRIMARY FORM	99 022	34 347	21 218
762 RADIO-BROADCAST RECEIVER	275 694	577 995	356 727	579 PLASTIC WASTE, SCRAP ETC	25 152	641	394
763 SOUND RECORDER,PHONOGRPH	45 610	191 278	119 072	581 PLASTIC TUBE,PIPE,HOSE	912	2 105	1 315
764 TELECOMM.EQUIP.PARTS NES	125 313	368 295	228 895	582 PLASTIC PLATE,SHEETS,ETC	13 095	15 629	9 696
771 ELECT PWR MACHNY.PARTS	56 231	93 979	58 052	583 MONOFILAMENT OF PLASTICS	913	1 343	836
772 ELEC.SWITCH.RELAY.CIRCUIT	16 690	57 648	35 809	591 INSECTICIDES, ETC.	9 619	8 702	5 464
773 ELECTR DISTRIBT.EQPT NES	90 997	71 275	43 999	592 STARCHES,INULIN,ETC.	2 715	1 466	895
774 ELECTRO-MEDCL.XRAY EQUIP	701	8 583	5 343	593 EXPLOSIVES,PYROTECHNICS	371	845	538
775 DOM.ELEC,NON-ELEC.EQUIPT	296 680	372 494	230 554	597 PREPRD ADDITIVES,LIQUIDS	37 853	17 202	10 579
776 TRANSISTORS,VALVES,ETC.	5 726	28 676	17 773	598 MISC.CHEMICAL PRODTS,NES	92 306	38 748	23 589
778 ELECTRIC.MACH.APPART,NES	217 481	339 953	210 790	600 CPL IND PLANT CHAP 69-76	24 965	79 718	50 297
781 PASS.MOTOR VEHCLS.EX.BUS	248	301	187	611 LEATHER	1 420	1 423	866
784 PARTS,TRACTORS,MOTOR VEH	5 100	2 884	1 778	613 FURSKINS,TANNED,DRESSED	1 024	547	342
785 CYCLES,MOTORCYCLES ETC.	43 364	33 526	20 564	621 MATERIALS OF RUBBER	686	1 860	1 152
786 TRAILERS,SEMI-TRAILR,ETC	41 639	8 952	5 545	625 RUBBER TYRES,TUBES,ETC.	3 195	2 612	1 596
791 RAILWAY VEHICLES.EQUIPNT	210	291	174	629 ARTICLES OF RUBBER, NES	4 143	8 736	5 500
792 AIRCRAFT,ASSOCTD.EQUIPNT	121	3 435	2 129	634 VENEERS, PLYWOOD, ETC.	16 958	1 798	1 117
793 SHIP,BOAT,FLOAT,STRUCTRS	12 819	7 407	4 390	635 WOOD MANUFACTURES, NES	1 130	566	348
811 PREFABRICATED BUILDINGS	2 940	186	120				

7 IMPORTS AND EXPORTS (SPECIAL TRADE) BY COUNTRIES OF PRODUCTION AND CONSUMPTION AND BY GROUPS OF THE SITC-REV. III 1994

GROUP DESCRIPTION	DT = 100 KG	1 000 DM	1 000 \$	GROUP DESCRIPTION	DT = 100 KG	1 000 DM	1 000 \$
641 PAPER AND PAPERBOARD	458 541	57 899	36 036	884 OPTICAL GOODS NES	98	10 170	6 106
642 PAPER,PAPERBOARD,CUT ETC	15 800	8 121	5 127	885 WATCHES AND CLOCKS	40	600	384
651 TEXTILE YARN	2 244	3 531	2 191	891 ARMS AND AMMUNITION	29	204	123
652 COTTON FABRICS, WOVEN	638	2 386	1 472	892 PRINTED MATTER	3 417	20 006	12 382
653 FABRICS,MAN-MADE FIBRES	3 302	8 458	5 151	893 ARTICLES,NES,OF PLASTICS	2 324	5 664	3 536
654 OTH.TEXTILE FABRIC,WOVEN	2 429	8 566	5 185	894 BABY CARRIAGE, TOYS,GAMES	3 614	6 034	3 738
655 KNIT,CROCHET,FABRIC NES	1 231	4 970	3 099	895 OFFICE, STATIONERY SUPPLS	686	3 866	2 393
656 TULLE,LACE,EMBROIDRY,ETC	1 177	1 229	764	896 WORKS OF ART,ANTIQUE ETC	3	52	33
657 SPECIAL YARN,TXTL.FABRIC	9 774	17 868	10 938	897 GOLD,SILVERWARE,JEWEL NES	1	5 205	3 276
658 TEXTILE ARTICLES NES	530	601	365	898 MUSICAL INSTRUMENTS,ETC.	1 414	6 851	4 230
659 FLOOR COVERINGS, ETC.	315	358	227	899 MISC MANUFCTRD GOODS NES	2 175	5 965	3 695
662 CLAY,REFRCT.CONSTR.MATRL	36 268	8 071	4 915	941 COMPL IND PLANT CHAPT 99	17 153	38 242	23 920
663 MINERAL MANUFACTURES,NES	3 224	5 635	3 506	971 GOLD,NONMONTY EXCL ORES	2	9 377	5 856
664 GLASS	1 452	1 938	1 199				
665 GLASSWARE	5 241	1 550	967	NORTH KOREA			
666 POTTERY	35	72	46	IMPORTS	490 284	102 625	63 435
667 PEARLS,PRECIOUS STONES	.	.	.				
671 PIG IRON,SPIEGELEISN,ETC	1 421	389	244	212 FURSKINS, RAW	24	167	102
673 FLAT-ROLLED IRON ETC.	317 844	24 314	15 195	278 OTHER CRUDE MINERALS	461 274	10 746	6 578
674 FLAT-ROLLED PLATED IRON	59 867	8 441	5 310	288 NON-FERROUS WASTE,SCRAP	172	70	40
675 FLAT-ROLLED, ALLOY STEEL	308 558	56 208	34 606	291 CRUDE ANIMAL MATERLS,NES	390	294	187
676 IRON,STL.BAR,SHAPES ETC.	1 284 252	67 861	40 528	531 SYNTH.COLOURS,LAKES,ETC.	104	86	51
677 RAILWAY TRACK IRON,STEEL	167 825	8 643	5 007	541 MEDICINES,ETC.EXC.GRP542	31	180	108
678 WIRE OF IRON OR STEEL	37 725	8 114	5 087	551 ESSLNL.OIL,PERFUME,FLAVR	8	53	31
679 TUBES,PIPES,ETC.IRON,STL	1 297 845	180 606	112 460	613 FURSKINS,TANNED,DRESSED	91	408	254
681 SILVER,PLATINUM,ETC.	75	258	156	635 WOOD MANUFACTURES, NES	319	167	99
682 COPPER	387 986	153 224	96 581	652 COTTON FABRICS, WOVEN	14	57	36
683 NICKEL	283	947	595	663 MINERAL MANUFACTURES,NES	9	101	59
684 ALUMINIUM	50 017	22 680	13 798	665 GLASSWARE	16	72	44
686 ZINC	956	390	234	692 CONTAINERS, STORAGE, TRNSP	50	82	51
689 MISC.NON-FERR.BASE METAL	94	412	261	694 NAILS, SCREWS,NUTS,ETC.	844	117	74
691 METALLIC STRUCTURES NES	12 192	11 699	7 214	696 CUTLERY	80	94	59
692 CONTAINERS, STORAGE, TRNSP	9 327	9 376	6 123	699 MANUFACTS.BASE METAL,NES	911	644	401
693 WIRE PRODUCTS EXCL.ELECT	62 080	6 864	4 218	752 AUTOMATC.DATA PROC.EQUIP	10	173	105
694 NAILS,SCREWS,NUTS,ETC.	3 174	2 580	1 613	776 TRANSISTORS,VALVES,ETC.	3	223	142
695 TOOLS	7 174	30 545	18 647	778 ELECTRIC.MACH.APPART.NES	9	72	42
696 CUTLERY	193	422	258	781 PASS.MOTOR VEHCLS.EX.BUS	114	218	130
697 HOUSEHOLD EQUIPMENT,NES	286	336	208	782 GOODS,SPCL TRANSPORT VEH	97	57	33
699 MANUFACTS.BASE METAL,NES	13 615	16 135	9 979	813 LIGHTING FIXTURES ETC.NES	36	115	71
700 CPL IND PLANT (84/85/87)	325 555	798 896	488 143	841 MENS,BOYS CLOTHING,X-KNIT	12 173	40 754	25 231
711 STEAM GENER. BOILERS,ETC.	12 984	13 439	8 420	842 WOMEN,GIRL CLOTHING,KKNIT	9 605	39 862	24 617
712 STEAM TURBINES	11 655	31 620	19 548	844 WOMEN,GIRLS CLOTHING.KNIT	57	127	81
713 INTRNL COMBUS PSTN ENGIN	43 649	157 931	96 365	845 OTHR.TEXTILE APPAREL,NES	2 508	5 189	3 275
714 ENGINES,MOTORS NON-ELECT	11 427	66 879	39 522	846 CLOTHING ACCESSRS,FABRIC	308	536	345
716 ROTATING ELECTRIC PLANT	129 483	352 585	216 233	848 CLOTHING,NONXTXL;HEADGEAR	38	78	44
718 OTH.POWR.GENRNG.MACHNRY	2 158	11 450	7 158	851 FOOTWEAR	41	55	35
721 AGRIC.MACHINES,EX.TRACTR	2 351	3 668	2 292	891 ARMS AND AMMUNITION		65	37
722 TRACTORS	547	630	435	893 ARTICLES,NES,OF PLASTICS	249	85	49
723 CIVIL ENGINEERING EQUIPT	45 575	77 416	47 869	894 BABY CARRIAGE, TOYS,GAMES	200	225	144
724 TEXTILE,LEATHER MACHINES	139 476	585 759	361 273	897 GOLD,SILVERWARE,JEWEL NES	5	73	45
725 PAPER,PULP MILL MACHINES	13 858	47 098	28 757	961 COIN NONGOLD NONCURRENT		166	105
726 PRINTNG,BOOKBINDNG MACHS	30 051	142 124	87 767				
727 FOOD-PROCESS.MCH.NON DM	12 442	44 966	27 942	EXPORTS	74 277	88 160	53 990
728 OTH.MACH,PTS,SPCL INDUST	205 718	861 143	532 812				
731 METAL REMOVAL WORK TOOLS	88 249	377 440	235 188	072 COCOA	1 034	444	258
733 MACH-TOOLS,METAL-WORKING	77 469	146 742	90 963	211 HIDES,(EX.FURS),RAW	365	78	51
735 PARTS,NES,FOR MACH-TOOLS	28 505	73 279	44 327	334 PETROLEUM PRODUCTS	382	114	66
737 METALWORKING MACHNRY NES	58 271	202 432	126 200	513 CARBOXYLIC ACIDS,DERIVTS	10 203	1 213	775
741 HEATING,COOLING EQUIP,PART	114 572	402 549	250 090	533 PIGMENTS, PAINTS, ETC.	35	129	80
742 PUMPS FOR LIQUIDS,PARTS	12 394	59 460	37 169	541 MEDICINES,ETC.EXC.GRP542	8	61	37
743 PUMPS NES,CENTRIFUGS ETC	19 234	107 543	66 823	542 MEDICAMENTS		50	32
744 MECHANICAL HANDLING EQUIP	66 939	139 673	86 703	553 PERFUMERY,COSMETICS,ETC.	142	154	96
745 OTH.NONELEC MCH,TOOL,NES	52 106	360 180	222 728	582 PLASTIC PLATE,SHEETS,ETC	39	59	36
746 BALL OR ROLLER BEARINGS	7 513	16 734	10 441	592 STARCHES,INULIN,ETC.	20	56	35
747 TAPS,COCKS,VALVES,ETC.	5 927	32 872	20 482	597 PREPRD ADDITIVES,LIQUIDS	481	201	121
748 TRANSMISSIONS SHAFTS ETC	16 854	41 692	25 840	598 MISC.CHEMICAL PRDCTS,NES	127	305	191
749 NON-ELECT MACH.PARTS,ETC	5 881	24 389	14 895	621 MATERIALS OF RUBBER	13	68	39
751 OFFICE MACHINES	338	5 456	3 245	625 RUBBER TYRES,TUBES,ETC.	21	55	35
752 AUTOMATC.DATA PROC.EQUIP	957	23 371	14 418	629 ARTICLES OF RUBBER, NES	6	52	32
759 PARTS,FOR OFFICE MACHINS	781	8 473	5 219	651 TEXTILE YARN	486	98	60
761 TELEVISION RECEIVERS ETC	31	242	142	653 FABRICS,MAN-MADE FIBRES	534	878	514
762 RADIO-BROADCAST RECEIVER	16	113	71	654 OTH.TEXTILE FABRIC,WOVEN	213	523	306
763 SOUND RECORDER,PHONOGRPH	366	2 475	1 490	657 SPECIAL YARN,TXTL.FABRIC	338	771	447
764 TELECOMM.EQUIP.PARTS NES	25 372	428 967	268 900	663 MINERAL MANUFACTURES,NES	8	155	97
771 ELECT POWER MACHNRY PARTS	26 207	64 145	39 446	664 GLASS	3 039	374	231
772 ELEC.SWITCH,RELAY,CIRCUIT	23 948	176 435	109 203	673 FLAT-ROLLED IRON ETC.	84	80	47
773 ELECTR DISTRIB,EQPT NES	19 965	39 733	24 349	679 TUBES,PIPES,ETC.IRON,STL	728	496	306
774 ELECTRO-MEDCL,XRAY EQUIP	3 463	87 562	54 233	681 SILVER,PLATINUM,ETC.		94	60
775 DOM.ELEC,NON-ELEC.EQUIPT	4 821	5 345	3 364	695 TOOLS	51	209	130
776 TRANSISTORS, VALVES, ETC.	312	17 906	11 092	699 MANUFACTS.BASE METAL,NES	146	200	118
778 ELECTRIC.MACH.APPART.NES	30 498	105 014	64 561	713 INTRNL COMBUS PSTN ENGIN	30	3 343	1 976
781 PASS.MOTOR VEHCLS.EX.BUS	86 362	298 838	183 774	716 ROTATING ELECTRIC PLANT	12	133	76
782 GOODS,SPCL TRANSPORT VEH	67 957	106 553	67 456	722 TRACTORS	41 092	37 397	22 937
783 ROAD MOTOR VEHICLES NES	4 131	5 839	3 716	723 CIVIL ENGINEERING EQUIPT	29	113	73
784 PARTS,TRACTORS,MOTOR VEH	423 784	828 299	510 584	724 TEXTILE,LEATHER MACHINES	3 189	7 426	4 525
785 CYCLES,MOTORCYCLES ETC.	195	535	339	726 PRINTNG,BOOKBINDNG MACHS	7	338	216
786 TRAILERS,SEMI-TRAILR,ETC	17 752	14 639	9 376	728 OTH.MACH,PTS,SPCL INDUST	5 745	13 227	8 089
791 RAILWAY VEHICLES.EQUIPNT	24 260	44 492	27 002	731 METAL REMOVAL WORK TOOLS	100	670	404
792 AIRCRAFT,ASOCTD.EQUIPNT	14	3 905	2 447	733 MACH-TOOLS,METAL-WORKING	188	107	68
793 SHIP,BOAT,FLOAT.STRUCTRS	771 863	666 562	397 954	737 METALWORKING MACHNRY NES	21	219	139
800 CPL IND PLANT CHAP 90/94	626	6 830	4 228	741 HEATING,COOLING EQUIP,PART	145	338	219
812 PLUMBNG,SANITRY,EQPT,ETC	109	169	104	742 PUMPS FOR LIQUIDS,PARTS	12	177	106
813 LIGHTNG FIXTURES ETC.NES	988	2 469	1 536	743 PUMPS NES,CENTRIFUGS ETC	13	69	42
821 FURNITURE,CUSHIONS,ETC.	7 367	8 007	5 070	744 MECHANICAL HANDLING EQUIP	568	1 355	878
831 TRUNK,SUIT-CASES,BAG,ETC	117	362	222	745 OTH.NONELEC MCH,TOOL,NES	360	145	89
841 MENS,BOYS CLOTHING,X-KNIT	61	696	448	746 BALL OR ROLLER BEARINGS	10	62	35
842 WOMEN,GIRL CLOTHING,XKNIT	53	2 020	1 202	747 TAPS,COCKS,VALVES,ETC.	120	331	204
844 WOMEN,GIRLS CLOTHING.KNIT	65	208	120	748 TRANSMISSIONS SHAFTS ETC	15	76	48
845 OTHR.TEXTILE APPAREL,NES	65	680	415	749 NON-ELECT MACH.PARTS,ETC	23	144	89
846 CLOTHING ACCESSRS,FABRIC	101	1 295	810	752 AUTOMATC.DATA PROC.EQUIP	172	772	488
848 CLOTHING,NONXTXL;HEADGEAR	340	817	513	754 TELECOMM.EQUIP.PARTS NES	4	314	186
851 FOOTWEAR	93	392	235	771 ELECT POWER MACHNRY PARTS	57	307	191
871 OPTICAL INSTRUMENTS,NES	297	8 114	5 078	772 ELEC.SWITCH,RELAY,CIRCUIT	4	151	95
872 MEDICAL INSTRUMENTS NES	339	9 758	6 023	773 ELECTR DISTRIB,EQPT NES	105	53	34
873 METERS,COUNTERS,NES	117	3 154	1 964	774 ELECTRO-MEDCL,XRAY EQUIP	10	604	381
874 MEASURE,CONTROL INSTRMNT	13 542	199 462	123 043	775 DOM.ELEC,NON-ELEC.EQUIPT	24	118	72
881 PHOTOGRAPH APPAR.ETC.NES	202	2 932	1 807	776 TRANSISTORS,VALVES,ETC.	1	125	76
882 PHOTO.CINEMATOGRPH.SUPPL	966	2 728	1 671				

7 IMPORTS AND EXPORTS (SPECIAL TRADE) BY COUNTRIES OF PRODUCTION AND CONSUMPTION AND BY GROUPS OF THE SITC-REV. III 1994

GROUP DESCRIPTION	DT = 100 KG	1 000 DM	1 000 \$	GROUP DESCRIPTION	DT = 100 KG	1 000 DM	1 000 \$
778 ELECTRIC.MACH.APPART.NES	276	993	603	691 METALLIC STRUCTURES.NES	2 641	2 141	1 331
781 PASS.MOTOR VEHCLS.EX.BUS	1 017	6 096	3 751	692 CONTAINERS,STORAGE,TRNSP	199	165	103
782 GOODS,SPCL TRANSPRT VEH	111	205	131	693 WIRE PRODUCTS EXCL.ELECT	19 582	10 694	6 644
784 PARTS,TRACTORS,MOTOR VEH	165	1 111	692	694 NAILS,SCREWS,NUTS,ETC.	12 419	4 970	3 108
821 FURNITURE,CUSHIONS,ETC.	49	103	62	695 TOOLS	4 213	19 498	12 021
872 MEDICAL INSTRUMENTS.NES	13	120	73	696 CUTLERY	35 007	75 255	46 532
873 METERS,COUNTERS,NES	21	87	50	697 HOUSEHOLD EQUIPMENT,NES	99 320	112 286	68 675
874 MEASURE,CONTROL INSTRMNT	28	688	415	699 MANUFACTS.BASE METAL,NES	11 357	11 854	7 305
881 PHOTOGRAPH APPAR.ETC.NES	19	143	88	713 INTRNL COMBUS PSTN ENGIN	51 904	63 125	39 916
882 PHOTO.CINEMATOGRPH.SUPPL	638	468	280	714 ENGINES,MOTORS NON-ELECT	397	1 163	722
892 PRINTED MATTER	29	165	104	716 ROTATING ELECTRIC PLANT	8 499	13 507	8 421
893 ARTICLES,NES,OF PLASTICS	332	1 374	836	718 OTH.POWR.GENRTNG.MACHNRY	21	146	91
894 BABY CARRIAGE,TOYS,GAMES	86	96	60	723 CIVIL ENGINEERING EQUIPT	9 693	6 157	3 832
898 MUSICAL INSTRUMENTS,ETC.	41	305	191	724 TEXTILE,LEATHER MACHINES	371	2 172	1 326
899 MISC MANUFCTRD GOODS NES	5	98	63	725 PAPER,PULP MILL MACHINES	94	325	209
				726 PRINTNG,BOOKBINDNG MACHS	56	97	60
				728 OTH.MACH,PTS,SPCL INDUST	1 186	5 836	3 674
				731 METAL REMOVAL WORK TOOLS	2 206	3 538	2 192
				733 MACH-TOOLS,METAL-WORKING	52	355	213
				735 PARTS,NES,FOR MACH-TOOLS	242	1 056	660
				737 METALWORKING MACHNRY NES	559	3 146	1 874
				741 HEATING,COOLNG EQUIP,PART	3 581	16 532	10 182
				742 PUMPS FOR LIQUIDS,PARTS	2 553	1 373	830
				743 PUMPS NES,CENTRIFUGS ETC	6 292	10 965	6 763
				744 MECHANICAL HANDLING EQUIP	6 644	6 521	3 948
				745 OTH.NONELEC MCH,TOOL,NES	308	1 304	817
				746 BALL OR ROLLER BEARINGS	3 098	6 588	4 065
				747 TAPS,COCKS,VALVES,ETC.	889	1 863	1 151
				748 TRANSMISSIONS SHAFTS ETC	7 075	6 741	4 246
				749 NON-ELECT MACH.PARTS,ETC	977	1 339	842
				751 OFFICE MACHINES	8 098	23 631	14 716
				752 AUTOMATC.DATA PROC.EQUIP	80 477	210 323	130 453
				759 PARTS,FOR OFFICE MACHINS	3 800	41 018	25 363
				761 TELEVISION RECEIVERS ETC	48 088	138 359	84 061
				762 RADIO-BROADCAST RECEIVER	39 084	103 683	63 772
				763 SOUND RECORDER,PHONOGRPH	15 464	78 268	47 977
				764 TELECOMM.EQUIP.PARTS NES	87 491	426 374	265 140
				771 ELECT POWER MACHNRY.PARTS	5 385	22 406	13 887
				772 ELEC.SWITCH.RELAY.CIRCUT	6 371	42 105	26 067
				773 ELECTR DISTRIB.EQPT NES	6 275	5 249	3 273
				774 ELECTRO-MEDCL,XRAY EQUIP	76	1 377	830
				775 DOM.ELEC,NON-ELEC.EQUIP	76 136	85 226	51 763
				776 TRANSISTORS,VALVES,ETC.	10 093	722 371	449 834
				778 ELECTRIC.MACH.APPART.NES	41 098	1 720 266	1 069 468
				781 PASS.MOTOR VEHCLS.EX.BUS	472 774	558 801	342 823
				782 GOODS,SPCL TRANSPRT VEH	35 108	31 876	19 792
				784 PARTS,TRACTORS,MOTOR VEH	16 784	20 594	12 912
				785 CYCLES,MOTORCYCLES ETC.	11 870	21 164	13 108
				786 TRAILERS,SEMI-TRAILR,ETC	4 540	204	127
				791 RAILWAY VEHICLES.EQUIPNT	139	192	123
				792 AIRCRAFT,ASOCTD.EQUIPNT	348	16 741	10 395
				793 SHIP,BOAT,FLOAT.STRUCTRS	338 226	222 351	128 905
				813 LIGHTING FIXTURES ETC.NES	2 155	2 712	1 641
				821 FURNITURE,CUSHIONS,ETC.	2 507	2 382	1 450
				831 TRUNK,SUIT-CASES,BAG,ETC	15 919	49 678	30 482
				841 MENS,BOYS CLOTHNG,X-KNIT	26 163	131 265	80 664
				842 WOMEN,GNRL CLOTHNG,XKNIT	12 878	67 871	42 083
				843 MENS,BOYS CLOTHNG,KNIT	2 837	9 560	5 845
				844 WOMEN,GIRLS CLOTHNG,KNIT	3 007	10 231	6 329
				845 OTHR.TEXTILE APPAREL,NES	45 158	151 777	94 216
				846 CLOTHING ACCESSRS,FABRIC	26 657	103 681	63 833
				848 CLOTHNG,NONXTL;HEADGEAR	20 835	166 905	102 595
				851 FOOTWEAR	38 972	129 372	79 406
				871 OPTICAL INSTRUMENTS,NES	1 547	19 670	12 231
				872 MEDICAL INSTRUMENTS NES	1 054	5 107	3 130
				873 METERS,COUNTERS,NES	26	193	115
				874 MEASURE,CONTROL INSTRMNT	3 972	34 526	21 279
				881 PHOTOGRAPH APPAR.ETC.NES	2 266	59 326	36 240
				882 PHOTO.CINEMATOGRPH.SUPPL	454	3 086	1 910
				883 CINE.FILM EXPOSD.DEVELPD	28	230	147
				884 OPTICAL GOODS NES	1 481	42 285	26 048
				885 WATCHES AND CLOCKS	1 054	16 971	10 552
				891 ARMS AND AMMUNITION	1 680	2 589	1 598
				892 PRINTED MATTER	4 039	7 847	4 975
				893 ARTICLES,NES,OF PLASTICS	50 917	25 580	15 757
				894 BABY CARRIAGE,TOYS,GAMES	24 489	74 940	46 321
				895 OFFICE,STATIONERY SUPPLS	2 457	4 833	2 989
				896 WORKS OF ART,ANTIQU ETC	19	246	155
				897 GOLD,SILVERWARE,JEWEL NES	2 240	12 838	7 921
				898 MUSICAL INSTRUMENTS,ETC.	71 951	107 138	65 716
				899 MISC MANUFCTRD GOODS NES	9 982	47 479	29 379
				971 GOLD,NONMONTYRY EXCL ORES	261	150	150
				EXPORTS	11 603 038	7 376 096	4 581 298
				001 LIVE ANIMALS	9	125	80
				022 MILK AND CREAM	536	190	119
				024 CHEESE AND CURD	62	78	46
				025 EGGS,BIRDS,YOLKS,ALBUMIN	4 378	509	315
				048 CEREAL PREPARATIONS	1 571	741	452
				054 VEGETABLES	625	295	176
				056 VEGETABLES,PRPD,PRSD,NES	197	457	292
				058 FRUIT,PRESERVED,PREPARED	151	181	107
				059 FRUIT,VEGETABLE JUICES	266	499	308
				061 SUGARS,MOLASSES,HONEY	8 367	873	541
				062 SUGAR CONFECTIONERY	6 265	3 144	1 948
				071 COFFEE,COFFEE SUBSTITUTE	893	1 555	973
				072 COCOA	4 877	1 941	1 225
				073 CHOCOLATE,OTH.COCOA PREP	1 409	868	551
				075 SPICES	89	56	33
				081 ANIMAL FEED STUFF	6 475	4 181	2 609
				091 MARGARINE AND SHORTENING	7 325	5 111	3 515
				098 EDIBLE PROD.PREPRPTS,NES	7 522	5 767	3 515
				111 NON-ALCOHOL. BEVERAGE,NES	6 962	2 962	595
				112 ALCOHOLIC BEVERAGES	9 226	2 463	1 515
				122 TOBACCO, MANUFACTURED	2 212	4 399	2 716
				211 HIDES,SKINS(EX.FURS),RAW	9 292	2 647	1 709
				212 FURSKINS, RAW	13	435	254

7 IMPORTS AND EXPORTS (SPECIAL TRADE) BY COUNTRIES OF PRODUCTION AND CONSUMPTION AND BY GROUPS OF THE SITC-REV. III 1994

GROUP DESCRIPTION	DT = 100 KG	1 000 DM	1 000 \$	GROUP DESCRIPTION	DT = 100 KG	1 000 DM	1 000 \$
231 NATURAL RUBBER, ETC.	198	90	56	699 MANUFACTS.BASE METAL,NES	37 856	48 788	30 138
232 SYNTHETIC RUBBER, ETC.	39 659	9 907	6 129	700 CPL IND PLANT (84/85/87)	63 225	246 493	157 217
247 WOOD ROUGH,ROUGH SQUARED	133 502	1 925	1 235	711 STEAM GENER. BOILERS,ETC.	2 692	7 209	2 437
248 WOOD, SIMPLY WORKED	2	731	457	712 STEAM TURBINES	1 181	3 846	4 373
251 PULP AND WASTE PAPER	98 627	1 352	836	713 INTRNL COMBUS PSTM ENGIN	90 326	299 152	183 657
263 COTTON	522	129	77	714 ENGINES,MOTORS NON-ELECT	983	10 560	7 080
266 SYNTHETIC FIBRES	7 368	2 833	1 747	716 RDTATING ELECTRIC PLANT	22 936	74 953	46 396
267 OTHER MAN-MADE FIBRES	1 394	493	309	718 OTH.POWR.GENRTNG.MACHNRY	5 786	34 497	21 320
268 WOOL, OTHER ANIMAL HAIR	15 586	16 319	9 968	721 AGRIC.MACHINES,EX.TRACTR	26 722	22 885	14 249
272 FERTILIZERS, CRUDE	29 543	1 479	924	722 TRACTORS	1 158	1 830	1 160
273 STONE, SAND AND GRAVEL	5 449	287	182	723 CIVIL ENGINEERING EQUIPT	57 755	111 533	69 505
277 NATURAL ABRASIVES, NES	87	6 845	4 271	724 TEXTILE, LEATHER MACHINES	96 893	367 390	230 549
278 OTHER CRUDE MINERALS	35 398	2 060	1 266	725 PAPER,PULP MILL MACHINES	20 417	86 738	55 090
282 FERROUS WASTE AND SCRAP	4 484 628	90 887	55 711	726 PRINTNG,BOOKBINDNG MACHS	32 499	152 964	94 716
285 ALUMINIUM ORE,CONCTR.ETC	8 737	974	610	727 FOOD-PROCESS.MCH.NON DOM	7 404	57 283	35 908
288 NON-FERROUS WASTE,SCRAP	47 978	13 663	8 528	728 OTH.MACH,PTS,SPCL INDUST	72 264	311 354	193 568
291 CRUDE ANIMAL MATERLS,NES	1 389	3 173	1 879	731 METAL REMOVAL WORK TOOLS	65 610	197 251	121 293
292 CRUDE VEG.MATERIALS, NES	3 031	4 200	2 610	733 MACH-TOOLS,METAL-WORKING	28 386	83 427	52 759
324 BRIQUETTES,LLIGNITE,PEAT	26 798	590	368	735 PARTS,NES,FOR MACH-TOOLS	2 462	23 585	14 719
334 PETROLEUM PRODUCTS	26 420	3 581	2 205	737 METALWORKING MACHNRY NES	12 592	55 661	34 042
335 RESIDUAL PETROL.PRODUCTS	39 076	3 840	2 406	741 HEATING,COOLNG EQUIP,PART	41 283	144 047	89 559
422 FIXED VEG.FAT,OILS,OTHER	263	494	307	742 PUMPS FOR LIQUIDS,PARTS	47 901	174 791	108 582
431 ANIMAL,VEG.FATS,OILS,NES	14 882	3 674	2 276	743 PUMPS NES,CENTRIFUGS ETC	41 301	166 046	103 580
511 HYDROCARBONS,NES,DERIVTS	28 848	3 820	2 377	744 MECHANICAL HANDLNG EQUIP	55 213	121 346	75 264
512 ALCOHOL,PHENOL,ETC.DERIV	171 176	30 136	18 780	745 OTH.NONLEEC MCH,TOOL,NES	29 625	173 309	107 655
513 CARBOXYLIC ACIDS,DERIVTS	209 656	39 168	24 255	746 BALL OR ROLLER BEARINGS	25 096	62 795	38 817
514 NITROGEN-FUNCT.COMPOUNDS	109 872	58 638	36 203	747 TAPS,COCKS,VALVES,ETC.	14 866	84 503	52 819
515 ORGAN-INDORGANIC COMPNDS	43 647	108 382	66 674	748 TRANSMISSIONS SHAFTS ETC	57 403	118 030	73 339
516 OTHER ORGANIC CHEMICALS	118 603	28 906	17 894	749 NON-ELECT MACH.PARTS,ETC	7 795	27 837	17 156
522 INORGANIC CHEM.ELEMENTS	94 084	35 732	22 213	751 OFFICE MACHINES	311	3 290	2 021
523 METAL.SALTS,INORGAN.ACID	157 634	20 281	12 488	752 AUTOMATC.DATA PROC.EQUIP	523	23 243	14 365
524 OTHER CHEMICAL COMPOUNDS	11 184	9 657	6 006	759 PARTS,FOR OFFICE MACHINS	224	8 262	5 131
525 RADIO-ACTIVE MATERIALS	2	732	463	761 TELEVISION RECEIVERS ETC	25	403	253
531 SYNTH.COLOURS,LAKES,ETC.	11 767	43 702	26 852	762 RADIO-BROADCAST RECEIVER	46	670	416
532 DYEING,TANNING MATERIALS	69 489	14 681	9 016	763 SOUND RECORDER,PHONOGRPH	1 159	1 653	1 017
533 PIGMENTS,PAINTS,ETC.	55 858	45 698	28 311	764 TELECOMM.EQUIP.PARTS NES	1 367	27 942	17 248
541 MEDICINES,ETC.EXC.GRP542	4 453	63 471	39 183	771 ELECT POWER MACHNY.PARTS	3 171	18 119	11 395
542 MEDICAMENTS	3 126	31 047	19 223	772 ELEC.SWITCH,RELAY,CIRCUIT	12 904	132 335	81 979
551 ESSNTL.OIL,PERFUME,FLAVR	6 473	18 820	11 611	773 ELECTR.DISTRIB.EQPT NES	6 313	17 205	10 658
553 PERFUMERY,COSMETICS,ETC.	9 158	22 492	13 965	774 ELECTRO-MEDCL,XRAY EQUIP	2 954	65 099	40 708
554 SOAP,CLEANERS,POLISH,ETC	73 234	28 762	17 715	775 DOM.ELEC,NON-ELEC.EQUIPT	26 483	45 721	28 512
562 FERTILIZER,EXCEPT GRP272	4 636	1 093	670	776 TRANSISTORS,VALVES,ETC.	8 997	235 893	146 460
571 POLYMERS OF ETHYLENE	26 442	7 415	4 606	778 ELECTRIC.MACH.APPLT.NES	46 456	109 115	67 743
572 POLYMERS OF STYRENE	12 640	2 675	1 580	781 PASS.MOTOR VEHCLS.EX.BUS	21 730	82 917	52 121
573 POLYMERS,VINYL CHLORIDE	73 120	27 406	16 960	782 GOODS,SPCL TRANSPORT VEH	29 502	47 600	29 791
574 POLYACETAL,POLYCARBONATE	68 924	29 903	18 527	783 ROAD MOTOR VEHICLES NES	124	490	316
575 OTH.PLASTIC,PRIMARY FORM	261 950	146 010	90 200	784 PARTS,TRACTORS,MOTOR VEH	98 429	267 230	166 321
579 PLASTIC WASTE, SCRAP ETC	4 197	252	154	785 CYCLES,MOTORCYCLES ETC.	32	81	55
581 PLASTIC TUBE,PIPE,HOSE	1 355	4 190	2 606	786 TRAILERS,SEMI-TRAILR,ETC	5 858	5 713	3 514
582 PLASTIC PLATE,SHEETS,ETC	44 696	50 560	31 329	791 RAILWAY VEHICLES.EQUIPNT	6 673	31 298	19 442
583 MONOFILAMENT OF PLASTICS	2 777	2 356	1 451	792 AIRCRAFT,ASSOCTD.EQUIPNT	42	2 954	1 860
591 INSECTICIDES, ETC.	21 386	20 845	12 848	793 SHIP,BOAT,FLOAT.STRUCTRS	660	2 395	1 799
592 STARCHES,INULIN,ETC.	290 792	33 830	20 886	800 CPL IND PLANT CHAP 90/94	237	6 660	4 112
593 EXPLOSIVES, PYROTECHNICS	17	69	42	812 PLUMBING,SANITRY,EQPT,ETC	373	945	578
597 PREPRD ADDITIVES,LIQUIDS	131 462	44 015	27 142	813 LIGHTNG FIXTURES ETC.NES	1 358	6 909	4 261
598 MISC.CHEMICAL PRODS.NES	160 165	137 096	84 692	821 FURNITURE,CUSHIONS,ETC.	11 962	14 709	9 212
600 CPL IND PLANT CHAP 69-76	1 371	7 361	4 702	831 TRUNK,SUIT-CASES,BAG,ETC	480	10 011	6 159
611 LEATHER	12 755	7 837	4 821	841 MENS,BOYS CLOTHNG,X-KNIT	75	1 690	1 039
612 MANUFACT. LEATHER ETC.NES	14	143	90	842 WOMEN,GIRL CLOTHNG,XKNIT	245	11 675	7 246
613 FURSKINS,TANNED,DRESSED	350	450	277	843 MENS,BOYS CLOTHING,KNIT	4	77	47
621 MATERIALS OF RUBBER	2 202	3 363	2 058	844 WOMEN,GIRLS CLOTHNG,KNIT	8	565	350
625 RUBBER TYRES,TUBES,ETC.	5 594	4 186	2 587	845 OTHR.TEXTILE APPAREL,NES	118	3 070	1 914
629 ARTICLES OF RUBBER, NES	6 839	15 043	9 257	846 CLOTHING ACCESSRS,FABRIC	158	2 149	1 348
633 CORK MANUFACTURES	67	277	179	848 CLOTHING,NONXTL;HEADGEAR	163	2 123	1 304
634 VENEERS, PLYWOOD, ETC.	15 626	2 633	1 634	851 FOOTWEAR	915	2 416	1 524
635 WOOD MANUFACTURES, NES	10 596	4 664	2 908	871 OPTICAL INSTRUMENTS,NES	724	29 699	18 528
641 PAPER AND PAPERBOARD	207 536	36 143	22 419	872 MEDICAL INSTRUMENTS NES	1 615	44 351	27 592
642 PAPER,PAPERBOARD,CUT ETC	20 145	7 420	4 588	873 METERS,COUNTERS,NES	1 707	10 327	6 362
651 TEXTILE YARN	2 566	6 479	4 002	874 MEASURE,CONTRNL INSTRMNT	16 386	309 241	192 567
652 COTTON FABRICS, WOVEN	1 988	6 608	4 097	881 PHOTOGRAPH APPAR.ETC.NES	1 346	20 336	12 727
653 FABRICS,MAN-MADE FIBRES	3 421	13 265	8 241	882 PHOTO.CINEMATOGRPH.SUPPL	14 004	27 204	16 364
654 OTH.TEXTILE FABRIC,WOVEN	11 760	17 974	11 106	883 CINE.FILM EXPOSD.DEVELOP	1	129	79
655 KNIT,CROCHET,FABRIC NES	642	2 716	1 684	884 OPTICAL GOODS NES	162	13 504	8 398
656 TULLE,LACE,EMBROIDRY.ETC	75	635	334	885 WATCHES AND CLOCKS	462	5 522	3 423
657 SPECIAL YARN,TXTL.FABRIC	15 883	22 540	13 895	891 ARMS AND AMMUNITION	538	2 287	1 416
658 TEXTILE ARTICLES NES	3 218	3 605	2 243	892 PRINTED MATTER	3 750	17 968	11 142
659 FLOOR COVERINGS, ETC.	894	701	433	893 ARTICLES,NES,OF PLASTICS	11 354	23 617	14 654
661 LIME,CEMENT,CONSTR.MATRL	2 025	752	464	894 BABY CARRIAGE,TOYS,GAMES	16 855	33 301	20 538
662 CLAY,REFRCT.CONSTR.MATRL	105 085	20 807	12 958	895 OFFICE,STATIONERY SUPPLS	2 175	13 936	8 711
663 MINERAL MANUFACTURES,NES	24 815	23 501	14 526	896 WORKS OF ART,ANTIQUE ETC	39	6 800	4 381
664 GLASS	166 784	19 203	11 822	897 GOLD,SILVERWARE,JEWEL NES	26	6 369	3 937
665 GLASSWARE	4 834	12 387	7 687	898 MUSICAL INSTRUMENTS,ETC.	3 305	29 380	18 164
666 POTTERY	738	2 484	1 556	899 MISC MANUFCTRD GOODS NES	1 184	14 629	9 072
667 PEARLS,PRECIOUS STONES	.	.	.	941 COMPL IND PLANT CHAPT 99	544	3 375	2 167
671 PIG IRON, SPIEGELEISN,ETC	5 430	1 877	1 141	971 GOLD,NONMNTY EXCL ORES		498	311
672 INGOTS OF IRON OR STEEL	13 778	1 734	1 028				
673 FLAT-ROLLED IRON ETC.	419 403	31 016	19 379	JAPAN			
674 FLAT-ROLLED PLATED IRON	72 453	7 807	4 812	IMPORTS	13 985 913	34 143 824	21 116 103
675 FLAT-ROLLED, ALLOY STEEL	276 077	59 931	36 864	001 LIVE ANIMALS		350	215
676 IRON,STL.BAR,SHAPES ETC.	1 094 352	69 435	42 709	017 MEAT,OFFL,PRPD,PRSD,NES	55	164	101
677 RAILWAY TRACK IRON,STEEL	4 931	740	448	034 FISH,FRESH,CHILLED,FROZN	4 319	4 627	2 855
678 WIRE OF IRON OR STEEL	3 171	3 720	2 307	035 FISH,DRIED,SALTED,SMOKED	35	131	81
679 TUBES,PIPES,ETC.IRON,STL	97 075	32 207	20 108	036 CRUSTACEANS,MOLLUSCS ETC	49	157	95
681 SILVER,PLATINUM,ETC.	57	35 910	22 091	037 FISH ETC.PREPD,PRSD,NES	2 469	2 330	1 417
682 COPPER	15 763	18 090	11 049	048 CEREAL PREPARATIONS	3 251	3 298	2 028
683 NICKEL	3 223	8 625	5 332	054 VEGETABLES	1 305	625	385
684 ALUMINIUM	162 225	76 684	47 365	056 VEGETABLES,PRPD,PRSD,NES	2 304	2 071	1 265
685 LEAD	4 025	632	402	057 FRUIT,NUTS EXCL.OIL NUTS	771	344	208
686 ZINC	169	208	130	058 FRUIT,PRESERVED,PREPARED	483	418	253
687 TIN	9	76	48	059 FRUIT, VEGETABLE JUICES	515	123	74
689 MISC.NON-FERR.BASE METAL	434	2 119	1 312	061 SUGARS,MOLASSES,HONEY	79	75	48
691 METALLIC STRUCTURES NES	38 174	32 460	20 363	062 SUGAR CONFECTIONERY	298	472	278
692 CONTAINERS, STORAGE, TRNSP	3 094	4 027	2 476	071 COFFEE,COFFEE SUBSTITUTE	9 931	15 821	9 842
693 WIRE PRODUCTS EXCL.ELECT	5 098	2 771	1 708	074 TEA AND MATE	580	1 364	842
694 NAILS,SCREWS,NUTS,ETC.	2 394	5 624	3 494	075 SPICES	273	569	347
695 TOOLS	8 320	50 761	31 471	081 ANIMAL FEED STUFF	2 532	3 253	2 001
696 CUTLERY	579	5 806	3 609				
697 HOUSEHOLD EQUIPMENT,NES	9 958	20 455	12 590				

7 IMPORTS AND EXPORTS (SPECIAL TRADE) BY COUNTRIES OF PRODUCTION AND CONSUMPTION AND BY GROUPS OF THE SITC-REV. III 1994

GROUP DESCRIPTION	DT = 100 KG	1 000 DM	1 000 \$	GROUP DESCRIPTION	DT = 100 KG	1 000 DM	1 000 \$
098 EDIBLE PROD.,PREPRTNS,NES	11 608	8 497	5 222	695 TOOLS	20 288	160 157	99 428
111 NON-ALCOHOL.BEVERAGE,NES	173	56	36	696 CUTLERY	9 866	41 360	25 427
112 ALCOHOLIC BEVERAGES	17 824	9 393	5 806	697 HOUSEHOLD EQUIPMENT,NES	2 109	5 688	3 528
122 TOBACCO, MANUFACTURED	54	150	95	699 MANUFACTS.BASE METAL,NES	28 337	77 167	47 459
222 OILSEED(SFT.FIX.VEG.OIL)	523	118	70	712 STEAM TURBINES	116	1 159	704
223 OILSEED(OTH.FIX.VEG.OIL)	90	106	65	713 INTRNL COMBUS PSTN ENGIN	180 942	452 338	279 659
231 NATURAL RUBBER ETC	712	131	83	714 ENGINES,MOTORS NON-ELECT	594	18 250	11 291
232 SYNTHETIC RUBBER, ETC.	83 065	29 750	18 403	716 ROTATING ELECTRIC PLANT	25 348	135 443	83 761
247 WOOD ROUGH,ROUGH SQUARED	16 393	7 225	4 385	718 OTH.PWR.GENRTNG.MACHNRY	2 520	12 679	7 814
251 PULP AND WASTE PAPER	2 552	1 339	832	721 AGRIC.MACHINES,EX.TRACTR	18 046	33 512	20 524
261 SILK	427	664	407	722 TRACTORS	10 459	21 334	13 189
263 COTTON	17 347	4 133	2 561	723 CIVIL ENGINEERING EQUIPT	131 577	171 844	106 834
266 SYNTHETIC FIBRES	67 899	45 194	27 916	724 TEXTILE,LEATHER MACHINES	22 036	136 556	84 405
267 OTHER MAN-MADE FIBRES	4 305	2 296	1 471	725 PAPER,PULP MILL MACHINES	4 379	15 132	9 310
268 WOOL, OTHER ANIMAL HAIR	1	241	146	726 PRINTNG,BOOKBINDNG MACHS	8 804	49 875	30 915
269 WORN CLOTHING,TEXTL.ARTL	251	76	47	727 FOOD-PROCESS.MCH.NON DOM	3 246	9 392	5 774
273 STONE, SAND AND GRAVEL	893	106	69	728 OTH.MACH,PTS,SPCL INDUST	22 517	284 626	175 863
277 NATURAL ABRASIVES, NES	1 722	664	396	731 METAL REMOVAL WORK TOOLS	44 961	193 496	119 355
278 OTHER CRUDE MINERALS	16 820	6 616	4 091	733 MACH-TOOLS,METAL-WORKING	7 670	28 434	17 447
285 ALUMINIUM ORE,CONCTR.ETC	2 321	1 015	620	735 PARTS,NES,FOR MACH-TOOLS	5 299	39 985	24 696
288 NON-FERROUS WASTE,SCRAP	2 270	5 298	3 355	737 METALWORKING MACHNRY NES	2 560	21 769	13 463
289 PREC.METAL ORES,CONCTRPTS	6	3 896	2 437	741 HEATING,COOLNG EQUIP,PART	38 752	161 247	99 292
291 CRUDE ANIMAL MATERIALS,NES	147	5 078	3 20	742 PUMPS FOR LIQUIDS,PARTS	9 269	52 888	32 742
292 CRUDE VEG.MATERIALS, NES	1 543	5 85	3 623	743 PUMPS NES,CENTRIFUGS ETC	108 133	487 333	301 896
325 COKE,SEMI-COKE,RET.CARBN	1 530 924	20 037	12 154	744 MECHANICAL HANDLNG EQUIP	109 433	115 713	72 017
334 PETROLEUM PRODUCTS	17 475	3 770	2 328	745 OTH.NONELEC MCH,TOOL,NES	13 258	109 472	67 281
335 RESIDUAL PETROL.PRODUCTS	151 976	9 381	5 818	746 BALL OR ROLLER BEARINGS	95 304	246 013	152 692
411 ANIMAL OILS AND FATS	3 449	2 023	1 253	747 TAPS,COCKS,VALVES,ETC.	10 275	74 457	46 021
421 FIXED VEG.FAT,OILS, SOFT	103	111	70	748 TRANSMISSIONS SHAFTS ETC	63 359	180 422	111 823
422 FIXED VEG.FAT,OILS,OTHER	296	457	289	749 NON-ELECT MACH.PARTS,ETC	4 650	40 602	24 946
431 ANIMAL,VEG.FATS,OILS,NES	126	101	60	751 OFFICE MACHINES	110 016	689 267	425 675
511 HYDROCARBONS,NES,DERIVTS	199 977	45 209	28 300	752 AUTOMATC.DATA PROC.EQUIP	238 747	3 380 172	2 089 389
512 ALCOHOL,PHENOL,ETC.DERIV	71 136	49 053	30 396	759 PARTS,FOR OFFICE MACHINS	178 980	1 559 630	965 300
513 CARBOXYLIC ACIDS,DERIVTS	166 708	73 727	45 472	761 TELEVISION RECEIVERS ETC	18 281	138 767	86 154
514 NITROGEN-FUNCT.COMPOUNDS	149 925	231 109	143 318	762 RADIO-BROADCAST RECEIVER	48 450	369 199	229 778
515 ORGANO-INORGANIC COMPNDS	122 510	263 967	162 937	763 SOUND RECORDER,PHONOGRPH	89 111	837 589	519 480
516 OTHER ORGANIC CHEMICALS	46 787	67 328	41 444	764 TELECOMM.EQUIP.PARTS NES	200 262	2 394 621	1 480 672
522 INORGANIC CHEM.ELEMENTS	74 406	32 131	19 744	771 ELECT POWER MACHNY,PARTS	16 624	181 871	112 826
523 METAL.SALTS,INORGAN.ACID	29 327	9 466	5 813	772 ELECT.SWITCH.RELAY.CIRCUT	34 110	720 390	445 503
524 OTHER CHEMICAL COMPOUNDS	5 482	6 052	3 766	773 ELECTRO-DISTRIBT.EQPT NES	6 111	60 478	37 369
525 RADIO-ACTIVE MATERIALS	760	10 877	6 745	774 ELECTRO-MEDCL,XRAY EQUIP	6 610	168 977	104 699
531 SYNTH.COLOURS,LAKES,ETC.	25 103	46 297	28 726	775 DOM.ELEC,NON-ELEC.EQUIPT	12 856	70 780	43 756
532 DYEING,TANNING MATERIALS	473	1 200	741	776 TRANSISTORS,VALVES,ETC.	49 509	2 429 271	1 504 703
533 PIGMENTS, PAINTS, ETC.	15 379	37 781	23 371	778 ELECTRIC.MACH.APART.NES	206 139	1 802 733	1 119 196
541 MEDICINES,ETC.EXC.GRP542	38 695	185 786	114 842	781 PASS.MOTOR VEHCLS,EX.BUS	3 163 120	5 363 235	3 317 535
542 MEDICAMENTS	963	48 609	30 114	782 GOODS,SPCL TRANSPORT VEH	189 278	230 500	141 802
551 ESSENTL.OIL,PERFUME,FLAVR	380	1 326	829	784 PARTS,TRACTORS,MOTOR VEH	367 035	940 590	581 259
553 PERFUMERY,COSMETICS,ETC.	3 386	20 739	12 773	785 CYCLES,MOTORCYCLES ETC.	334 168	1 204 157	730 197
554 SOAP,CLEANERS,POLISH,ETC	16 010	11 615	7 216	786 TRAILERS,SEMI-TRAILR,ETC	8 453	1 951	1 206
562 FERTILIZER,EXCEPT GRP272	991	1 176	108	791 RAILWAY VEHICLES.EQUIPNT	63	136	87
571 POLYMERS OF ETHYLENE	18 313	11 149	6 986	792 AIRCRAFT,ASDOCTD.EQUIPNT	241	12 907	7 977
572 POLYMERS OF STYRENE	5 247	2 809	1 740	793 SHIP,BOAT,FLOAT.STRUCTRS	1 928 934	49 534	31 455
573 POLYMERS,VINYL CHLORIDE	9 955	20 986	12 991	812 PLUMBNG,SANITRY,EQPT,ETC	261	814	522
574 POLYACETAL,POLYCARBONATE	82 843	57 076	35 504	813 LIGHTNG FIXTURES ETC.NES	1 343	15 548	9 586
575 OTH.PLASTIC,PRIMARY FORM	132 501	96 492	59 665	821 FURNITURE,CUSHIONS,ETC.	10 438	29 672	18 231
579 PLASTIC WASTE, SCRAP ETC	680	61	38	831 TRUNK,SUIT-CASES,BAG,ETC	3	5 894	3 626
581 PLASTIC TUBE,PIPE,HOSE	5 697	29 471	18 277	841 MENS,BOYS CLOTHING,X-KNIT	21 851	82 775	50 812
582 PLASTIC PLATE,SHEETS,ETC	184 750	203 230	125 472	842 WOMEN,GIRL CLOTHING,XKNIT	474	3 978	2 397
583 MONOFILAMENT OF PLASTICS	144	781	485	843 MENS,BOYS CLOTHING,KNIT	771	4 693	2 895
581 INSECTICIDES, ETC.	2 043	7 999	4 923	844 WOMEN,GIRLS CLOTHING.KNIT	5	419	247
592 STARCHES, INULIN,ETC.	3 874	11 144	6 898	845 OTHR.TEXTILE APPAREL,NES	488	1 872	1 146
593 EXPLOSIVES,PYROTECHNICS	47	258	155	846 CLOTHING ACCESSRS,FABRIC	970	12 437	7 710
597 PREPDR ADDITIVES,LIQUIDS	3 008	7 830	4 851	848 CLOTHING,NONXTL,HEADGEAR	2 636	22 738	13 902
598 MISC.CHEMICAL PRODS.NES	86 563	192 010	118 705	851 FOOTWEAR	712	3 765	2 349
611 LEATHER	1 137	6 002	3 699	871 OPTICAL INSTRUMENTS,NES	9 163	132 553	81 905
612 MANUFACT. LEATHER ETC.NES	104	549	333	872 MEDICAL INSTRUMENTS NES	15 297	407 814	252 244
613 FURSKINS,TANNED,DRESSED	10	275	175	873 METERS,COUNTERS,NES	3 134	39 911	24 718
621 MATERIALS OF RUBBER	9 715	37 723	23 305	874 MEASURE,CONTROL INSTRMNT	19 776	532 442	329 156
625 RUBBER TYRES,TUBES,ETC.	484 602	352 172	217 952	881 PHOTOGRAPH APPAR.ETC.NES	21 952	577 302	357 883
629 ARTICLES OF RUBBER, NES	16 966	109 724	67 908	882 PHOTO.CINEMATOGRPH.SUPPL	179 163	657 928	344 631
633 CORK MANUFACTURES	102	663	411	883 CINE.FILM EXPOSD.DEVELPD	4	232	148
634 VENEERS, PLYWOOD, ETC.	1 359	589	360	884 OPTICAL GOODS NES	5 727	311 170	192 652
635 WOOD MANUFACTURES, NES	649	1 309	812	885 WATCHES AND CLOCKS	2 766	131 261	81 130
641 PAPER AND PAPERBOARD	35 243	34 198	21 054	891 ARMS AND AMMUNITION	230	1 738	1 084
642 PAPER,PAPERBOARD,CUT ETC	11 849	29 102	17 947	892 PRINTED MATTER	18 541	53 960	33 422
651 TEXTILE YARN	36 538	43 020	26 553	893 ARTICLES,NES,OF PLASTICS	26 052	101 750	62 443
652 COTTON FABRICS, WOVEN	1 252	4 472	2 746	894 BABY CARRIAGE,TOYS,GAMES	48 988	506 884	318 517
653 FABRICS,MAN-MADE FIBRES	27 317	150 740	93 432	895 OFFICE,STATIONERY SUPPLS	32 656	174 602	108 230
654 OTH.TEXTILE FABRIC,WOVEN	1 652	5 324	3 290	896 WORKS OF ART,ANTIQU ETC	103	3 101	1 896
655 KNIT.CROCHET.FABRIC NES	1 175	4 878	3 005	897 GOLD,SILVERWARE,JEWEL NES	88	8 628	5 304
656 TULLE,LACE,EMBROIDRY.ETC	2 191	6 153	3 777	898 MUSICAL INSTRUMENTS,ETC.	112 940	537 715	331 794
657 SPECIAL YARN,TXTL.FABRIC	36 287	103 140	63 931	899 MISC MANUFACTRD GOODS NES	18 521	56 599	34 964
658 TEXTILE ARTICLES NES	1 191	5 186	3 180	961 COIN NONGOLD NONCURRENT	1	122	76
659 FLOOR COVERINGS, ETC.	709	600	364	971 GOLD,NONMONTY EXCL ORES	1	2 114	1 236
661 LIME,CEMENT,CONSTR.MATRL	3 536	409	253				
662 CLAY,REFRCT.CONSTR.MATRL	14 828	7 980	4 912	EXPORTS	16 830 965	17 917 706	11 118 535
663 MINERAL MANUFACTURES,NES	12 628	85 510	52 776				
664 GLASS	84 280	93 592	58 166	001 LIVE ANIMALS	165	1 687	1 035
665 GLASSWARE	3 970	24 391	15 038	011 BOVINE MEAT	154	81	49
666 POTTERY	8 942	21 631	13 384	012 OTHER MEAT, MEAT OFFAL	480	72	46
667 PEARLS,PRECIOUS STONES	.	.	.	016 MEAT,ED.OFFL,DRY,SLT,SMK	80	158	98
671 PIG IRON,SPIEGELEISN,ETC	6 234	2 892	1 790	017 MEAT,OFFL,PRPD,PRSV,D,NES	7 478	5 780	3 687
673 FLAT-ROLLED IRON ETC.	14 477	4 901	2 984	022 MILK AND CREAM	12 875	8 275	5 183
674 FLAT-ROLLED PLATED IRON	86 167	13 600	8 344	024 CHEESE AND CURD	72 654	27 895	17 405
675 FLAT-ROLLED, ALLOY STEEL	91 359	38 427	23 667	025 EGGS,BIRDS,YOLKS,ALBUMIN	17 833	15 275	9 405
676 IRON,STL.BAR,SHAPES ETC.	71 773	24 143	14 986	034 FISH,FRESH,CHILLED,FROZN	23 316	11 766	7 342
678 WIRE OF IRON OR STEEL	82 423	35 021	21 762	037 FISH ETC.PRPD,PRSV,D,NES	133	1 401	886
679 TUBES,PIPES,ETC. IRON,STL	478 439	59 084	36 301	044 MAIZE UNMILLED	139	78	45
681 SILVER,PLATINUM,ETC.	3	3 507	2 050	045 OTHER CEREALS, UNMILLED	4 174 316	58 627	35 422
682 COPPER	6 173	19 581	12 074	048 CEREAL PREPARATIONS	991 899	45 704	28 369
683 NICKEL	353	1 017	627	054 VEGETABLES	50 823	70 390	41 821
684 ALUMINIUM	6 132	5 803	3 648	056 VEGETABLES,PRPD,PRSV,D,NES	2 870	1 099	679
686 ZINC	38	80	46	057 FRUIT,NUTS EXCL.OIL NUTS	234	258	157
689 MISC.NON-FERR.BASE METAL	13 248	25 866	16 158	058 FRUIT,PRESERVED,PREPARED	77 759	452	281
691 METALLIC STRUCTURES NES	376	382	243	059 FRUIT,VEGETABLE JUICES	77 486	23 248	14 339
692 CONTAINERS,STORAGE,TRNSP	163	583	358	061 SUGARS,MOLASSES,HONEY	82 403	8 791	5 473
693 WIRE PRODUCTS EXCL.ELECT	5 625	7 556	4 731	062 SUGAR CONFECTIONERY	3 437	2 344	1 467
694 NAILS,SCREWS,NUTS,ETC.	32 894	46 498	28 717	071 COFFEE,COFFEE SUBSTITUTE	6 732	12 283	7 526

7 IMPORTS AND EXPORTS (SPECIAL TRADE) BY COUNTRIES OF PRODUCTION AND CONSUMPTION AND BY GROUPS OF THE SITC-REV. III 1994

GROUP DESCRIPTION	DT = 100 KG	1 000 DM	1 000 \$	GROUP DESCRIPTION	DT = 100 KG	1 000 DM	1 000 \$
072 COCOA	5 955	3 156	1 909	678 WIRE OF IRON OR STEEL	3 395	4 134	2 564
073 CHOCOLATE,OTH.COCOA PREP	8 899	9 106	5 818	679 TUBES,PIPES,ETC.IRON,STL	24 473	9 155	6 624
074 TEA AND MATE	749	1 144	701	681 SILVER,PLATINUM,ETC.	199	59 495	36 931
075 SPICES	702	2 168	1 333	682 COPPER	12 962	11 247	6 998
081 ANIMAL FEED STUFF	18 393	22 831	13 903	683 NICKEL	3 405	9 244	5 729
091 MARGARINE AND SHORTENING	247	1 135	83	684 ALUMINIUM	107 251	56 728	35 359
098 EDIBLE PROD.PREPRINS,NES	34 897	21 032	12 967	685 LEAD	768	705	436
111 NON-ALCOHOL.BEVERAGE,NES	14 076	2 168	1 311	686 ZINC	3 361	1 113	679
112 ALCOHOLIC BEVERAGES	269 446	129 274	79 722	687 TIN	70	82	51
122 TOBACCO, MANUFACTURED	7 262	12 249	7 808	689 MISC.NON-FERR.BASE METAL	6 009	26 450	16 399
211 HIDES,SKINS(EX.FURS),RAW	17 409	7 402	4 648	691 METALLIC STRUCTURES NES	13 416	15 464	9 553
222 OILSEED(SFT.FIX VEG.OIL)	630 266	27 980	17 883	692 CONTAINERS,STORAGE,TRNSP	8 441	11 196	6 713
231 NATURAL RUBBER, ETC.	34	50	31	693 WIRE PRODUCTS EXCL.ELECT	1 136	1 738	1 084
232 SYNTHETIC RUBBER, ETC.	43 289	16 565	10 239	694 NAILS,SCREWS,NUTS,ETC.	2 631	5 314	3 296
245 FUEL WOOD, WOOD CHARCOAL	283	172	105	695 TOOLS	10 698	79 116	49 022
246 WOOD IN CHIPS, PARTICLES	18 476	185	115	696 CUTLERY	2 687	18 934	11 757
247 WOOD ROUGH,ROUGH SQUARED	29 826	1 010	640	697 HOUSEHOLD EQUIPMENT,NES	7 837	14 255	8 816
248 WOOD, SIMPLY WORKED	151 223	15 387	9 639	699 MANUFACTS.BASE METAL,NES	59 381	98 178	60 738
251 PULP AND WASTE PAPER	12 938	2 938	1 834	700 CPL IND PLANT (84/85/87)	14 594	42 325	26 562
263 COTTON	5 123	1 303	781	711 STEAM GENER. BOILERS,ETC.	771	2 873	1 753
265 VEGETABLE TEXTILE FIBRES	870	155	91	712 STEAM TURBINES	527	4 708	3 027
266 SYNTHETIC FIBRES	8 768	4 696	2 888	713 INTRNL COMBUS PSTN ENGIN	10 895	92 694	57 170
267 OTHER MAN-MADE FIBRES	692	433	264	714 ENGINES,MOTORS NON-ELECT	635	10 736	6 671
268 WOOL, OTHER ANIMAL HAIR	3 052	3 855	2 395	716 ROTATING ELECTRIC PLANT	7 522	30 694	19 006
269 WORN CLOTHING,TEXTL.ARTL	552	111	70	718 OTH.PWR.NE.GENRTNG.MACHNRY	1 210	15 911	9 836
272 FERTILIZERS, CRUDE	1 491	99	62	721 AGRIC.MACHINES,EX.TRACTR	38 343	38 431	23 402
273 STONE, SAND AND GRAVEL	11 902	527	328	722 TRACTORS	28 057	34 611	21 066
277 NATURAL ABRASIVES, NES	42	1 574	989	723 CIVIL ENGINEERING EQUIPT	32 356	64 925	39 873
278 OTHER CRUDE MINERALS	72 509	3 495	2 161	724 TEXTILE, LEATHER MACHINES	28 887	191 796	119 366
282 FERROUS WASTE AND SCRAP	1 782 167	30 540	19 722	725 PAPER,PULP MILL MACHINES	7 953	46 437	29 121
285 ALUMINIUM ORE,CONCTR.ETC	6 222	4 357	2 708	726 PRINTNG,BOOKBINDNG MACHS	41 684	240 372	149 172
288 NON-FERROUS WASTE, SCRAP	48 840	8 921	5 535	727 FOOD-PROCESS.MCH.NON DOM	6 317	46 277	28 748
291 CRUDE ANIMAL MATERLS,NES	3 005	12 150	7 497	728 OTH.MACH,PTS,SPCL INDUST	70 047	292 981	182 285
292 CRUDE VEG.MATERIALS, NES	5 927	13 516	8 272	731 METAL REMOVAL WORK TOOLS	7 677	52 669	32 847
322 BRIQUETTES,LIGNITE,PEAT	129 484	3 013	1 868	733 MACH-TOOLS,METAL-WORKING	7 439	31 830	19 979
334 PETROLEUM PRODUCTS	64 657	11 470	7 095	735 PARTS,NES,FOR MACH-TOOLS	4 898	46 056	28 539
336 RESIDUAL PETROL.PRODUCTS	4 980	1 373	850	737 METALWORKING MACHNRY NES	6 418	27 431	17 028
342 LIQUEFIED PROPANE,BUTANE	121	144	92	741 HEATNG.COOLING EQUIP,PART	26 196	127 300	79 153
411 ANIMAL OILS AND FATS	15	51	30	742 PUMPS FOR LIQUIDS,PARTS	8 678	57 952	35 979
421 FIXED VEG.FAT,OILS, SOFT	5 102	548	349	743 PUMPS NES,CENTRIFUGS ETC	16 716	111 561	68 967
431 ANIMAL,VEG.FATS,OILS,NES	15 376	4 869	3 028	744 MECHANICAL HANDLNG EQUIP	55 957	99 249	60 385
511 HYDROCARBONS,NES,DERIVTS	58 297	28 643	17 774	745 OTH.NONELEC MCH,TOOL,NES	28 423	207 694	127 325
512 ALCOHOL,PHENOL,ETC.DERIV	410 550	97 774	60 733	746 BALL OR ROLLER BEARINGS	9 415	26 423	16 442
513 CARBOXYLIC ACIDS,DERIVTS	198 812	60 929	37 716	747 TAPS,COCKS,VALVES,ETC.	8 659	60 590	37 623
514 NITROGEN-FUNCT.COMPOUNDS	197 401	315 384	194 345	748 TRANSMISSIONS SHAFTS ETC	17 958	49 982	31 123
515 ORGANO-INORGANIC COMPNDS	86 120	474 823	291 822	749 NON-ELECT MACH.PARTS,ETC	8 736	33 075	20 393
516 OTHER ORGANIC CHEMICALS	59 820	62 399	38 542	751 OFFICE MACHINES	1 986	17 519	10 892
522 INORGANIC CHEM.ELEMENTS	197 254	142 494	88 163	752 AUTOMATC.DATA PROC.EQUIP	2 724	80 914	49 557
523 METAL,SALTS,INORGAN.ACID	222 673	58 477	36 257	759 PARTS,FOR OFFICE MACHINS	2 599	175 211	108 417
524 OTHER CHEMICAL COMPOUNDS	32 787	27 302	16 928	761 TELEVISION RECEIVERS ETC	39	700	428
525 RADIO-ACTIVE MATERIALS	15	5 832	3 598	762 RADIO-BROADCAST RECEIVER	73	1 809	1 087
531 SYNTH.COLOURS,LAKES,ETC.	63 782	175 418	108 143	763 SOUND RECORDER,PHONOGRPH	255	3 757	2 300
532 DYEING,TANNING MATERIALS	28 258	9 267	5 697	764 TELECOMM.EQUIP.PARTS NES	1 847	38 283	23 682
533 PIGMENTS, PAINTS, ETC.	94 322	87 186	54 164	771 ELECT POWER MACHNRY,PARTS	1 666	19 308	11 906
541 MEDICINES,ETC.EXC.GRPS42	26 918	911 562	585 035	772 ELEC.SWITCH.RELAY.CIRCUIT	12 149	111 942	69 384
542 MEDICAMENTS	38 604	712 231	439 944	773 ELECTR DISTRIB.EQPT NES	2 810	22 879	14 313
551 ESSNTL.OIL,PERFUME,FLAVR	4 590	13 159	8 086	774 ELECTRO-MEDCL,XRAY EQUIP	5 900	173 138	106 226
553 PERFUMERY,COSMETICS,ETC.	23 721	42 079	26 239	775 DOM.ELEC.NON-ELEC.EQUIPT	24 734	289 044	179 536
554 SOAP,CLEANERS,POLISH,ETC	58 832	30 196	18 654	776 TRANSISTORS,VALVES,ETC.	975	115 723	71 531
562 FERTILIZER,EXCEPT GRP272	1 218 134	34 822	21 567	778 ELECTRIC.MACH.APPART.NES	40 498	259 337	159 424
571 POLYMERS OF ETHYLENE	14 170	4 515	2 780	781 PASS.MOTOR VEHCLS.EX.BUS	1 645 073	6 103 314	3 807 961
572 POLYMERS OF STYRENE	1 759	573	354	782 GOODS,SPCL TRANSPORT VEH	12 010	25 211	15 694
573 POLYMERS,VINYL CHLORIDE	40 455	14 587	9 016	783 ROAD MOTOR VEHICLES NES	3 714	12 873	8 014
574 POLYACETAL,POLYCARBONATE	83 932	38 250	23 546	784 PARTS,TRACTORS,MOTOR VEH	152 468	499 627	311 268
575 OTH.PLASTIC,PRIMARY FORM	234 250	196 951	121 832	785 CYCLES,MOTORCYCLES ETC.	3 465	16 590	10 546
579 PLASTIC WASTE, SCRAP ETC	1 506	389	240	786 TRAILERS,SEMI-TRAILR,ETC	11 795	21 835	13 275
581 PLASTIC TUBE,PIPE,HOSE	3 813	10 399	6 416	791 RAILWAY VEHICLES.EQUIPNT	1 408	11 491	6 828
582 PLASTIC PLATE,SHEETS,ETC	46 704	57 732	35 883	792 AIRCRAFT,ASSOCTD.EQUIPNT	215	32 949	21 019
583 MONOFILAMENT OF PLASTICS	2 722	2 311	1 404	793 SHIP,BOAT,FLOAT.STRUCTRS	831	3 369	2 035
591 INSECTICIDES, ETC.	52 308	91 893	56 580	800 CPL IND PLANT CHAP 90/94	49	570	368
592 STARCHES,INULIN,ETC.	320 795	53 227	33 200	811 PREFABRICATED BUILDINGS	2 778	2 244	1 428
593 EXPLOSIVES,PYROTECHNICS	12	88	54	812 PLUMBNG,SANITRY,EOPT.ETC	2 772	2 999	1 840
597 PREPRD ADDITIVES,LIQUIDS	74 248	30 981	19 044	813 LIGHTING FIXTURES ETC.NES	2 888	14 941	9 295
598 MISC.CHEMICAL PRDCTS,NES	226 273	264 557	163 289	821 FURNITURE,CUSHIONS,ETC.	43 293	86 997	54 082
600 CPL IND PLANT CHAP 69-76	797	2 471	1 519	831 TRUNK,SUIT-CASES,BAG,ETC	4 484	94 564	58 840
611 LEATHER	24 088	17 183	10 687	841 MENS,BOYS CLOTHNG,X-KNIT	2 770	25 531	15 965
612 MANUFACT. LEATHER ETC.NES	243	1 681	1 039	842 WOMEN,GIRL CLOTHNG,XKNIT	1 356	58 139	35 841
613 FURSKINS,TANNED,DRESSED	12	498	307	843 MENS,BOYS CLOTHING,KNIT	75	1 259	776
621 MATERIALS OF RUBBER	7 150	8 856	5 465	844 WOMEN,GIRLS CLOTHNG,KNIT	237	7 155	4 439
625 RUBBER TYRES,TUBES,ETC.	57 587	53 013	32 785	845 OTHR.TEXTILE APPAREL,NES	1 223	28 702	17 806
629 ARTICLES OF RUBBER, NES	4 926	21 209	13 092	846 CLOTHING ACCESSRS,FABRIC	1 088	16 210	10 264
633 CORK MANUFACTURES	49	337	208	848 CLOTHING,NONTXTL;HEADGEAR	805	17 010	10 544
634 VENEERS, PLYWOOD, ETC.	100 031	10 354	6 466	851 FOOTWEAR	3 939	24 547	15 308
635 WOOD MANUFACTURES, NES	12 826	10 185	6 359	871 OPTICAL INSTRUMENTS,NES	2 040	95 620	58 680
641 PAPER AND PAPERBOARD	121 106	36 005	22 141	872 MEDICAL INSTRUMENTS NES	6 287	216 885	134 420
642 PAPER,PAPERBOARD,CUT ETC	16 057	14 053	8 646	873 METERS,COUNTERS,NES	338	9 816	6 131
651 TEXTILE YARN	22 243	22 300	13 814	874 MEASURE,CONTROL INSTRMNT	15 456	398 243	246 011
652 COTTON FABRICS, WOVEN	4 088	21 744	13 407	881 PHOTOGRAPH APPAR.ETC.NES	2 039	70 732	43 679
653 FABRICS,MAN-MADE FIBRES	3 979	21 521	13 383	882 PHOTO.CINEMATOGRPH.SUPPL	42 881	97 449	60 238
654 OTH.TEXTILE FABRIC,WOVEN	2 524	17 125	10 606	883 CINE.FILM EXPOSD.DEVELPD	8	176	110
655 KNIT.CROCHET.FABRIC NES	1 208	5 658	3 487	884 OPTICAL GOODS NES	866	64 227	39 824
656 TULLE,LACE,EMBROIDRY.ETC	661	4 761	2 946	885 WATCHES AND CLOCKS	780	37 625	23 996
657 SPECIAL YARN,TEXTL.FABRIC	55 596	50 676	31 407	891 ARMS AND AMMUNITION	765	4 508	2 772
658 TEXTILE ARTICLES NES	2 523	15 660	9 723	892 PRINTED MATTER	30 135	89 161	55 211
659 FLOOR COVERINGS, ETC.	3 040	4 970	3 071	893 ARTICLES,NES,OF PLASTICS	23 302	64 589	40 006
661 LIME,CEMENT,CONSTR.MATRL	26 641	4 140	2 603	894 BABY CARRIAGE,TOYS,GAMES	25 493	83 994	52 535
662 CLAY,REFRCT.CONSTR.MATRL	39 058	6 944	4 305	895 OFFICE,STATIONERY SUPPLS	5 717	34 779	21 465
663 MINERAL MANUFACTURES,NES	22 323	29 059	18 031	896 WORKS OF ART,ANTIQUE ETC	407	28 828	17 855
664 GLASS	35 599	49 261	30 669	897 GOLD,SILVERWARE,JEWEL NES	355	45 334	28 265
665 GLASSWARE	22 781	35 290	21 857	898 MUSICAL INSTRUMENTS,ETC.	21 986	148 073	91 882
666 POTTERY	5 631	39 234	24 336	899 MISC MANUFACTRD GOODS NES	4 388	53 159	33 009
667 PEARLS,PRECIOUS STONES	.	.	.	941 COMPL IND PLANT CHAP 99	30	410	248
671 PIG IRON,SPIEGELEISN,ETC	27 138	9 151	5 676	961 COIN NONGOLD NONCURRENT	1	68	41
673 FLAT-ROLLED IRON ETC.	5 122	2 003	1 232	971 GOLD,NONMONTY EXCL ORES	1	1 602	999
674 FLAT-ROLLED PLATED IRON	92 045	13 428	8 293				
675 FLAT-ROLLED, ALLOY STEEL	43 669	10 821	6 642				
676 IRON,STL.BAR,SHAPES ETC.	29 231	6 455	4 064				
677 RAILWAY TRACK IRON,STEEL	390	126	76				

7 IMPORTS AND EXPORTS (SPECIAL TRADE) BY COUNTRIES OF PRODUCTION AND CONSUMPTION AND BY GROUPS OF THE SITC-REV. III 1994

GROUP DESCRIPTION	DT = 100 KG	1 000 DM	1 000 \$	GROUP DESCRIPTION	DT = 100 KG	1 000 DM	1 000 \$
TAIWAN							
IMPORTS							
034 FISH, FRESH, CHILLED, FROZEN	2 342	1 870	1 138	726 PRINTING, BOOKBINDING MACHS	521	1 750	1 092
036 CRUSTACEANS, MOLLUSCS ETC	672	404	250	727 FOOD-PROCESS. MCH. NON DOM	375	959	569
037 FISH ETC. PREPD, PRSVD, NES	3 155	79	49	728 OTH. MACH. PTS, SPL. INDUST	11 084	14 462	9 010
048 CEREAL PREPARATIONS	3 104	1 545	949	731 METAL REMOVAL WORK TOOLS	30 990	32 411	20 039
054 VEGETABLES	5 067	1 565	956	733 MACH-TOOLS, METAL-WORKING	1 140	1 932	1 195
056 VEGETABLES, PRPD, PRSVD, NES	2 950	1 828	1 103	735 PARTS, NES, FOR MACH-TOOLS	4 613	6 624	4 060
058 FRUIT, PRESERVED, PREPARED	161	96	54	737 METALWORKING MACHNRY NES	1 304	3 346	2 064
062 SUGAR CONFECTIONERY	314	310	196	741 HEATING, COOLING EQUIP, PART	3 732	8 457	5 222
074 TEA AND MATE	737	755	467	742 PUMPS FOR LIQUIDS, PARTS	1 752	3 039	1 876
081 ANIMAL FEED STUFF	1 110	719	440	743 PUMPS NES, CENTRIFUGS ETC	17 846	27 953	17 298
098 EDIBLE PROD. PREPRTNS, NES	4 454	2 086	1 286	744 MECHANICAL HANDLING EQUIP	13 128	7 748	4 744
111 NON-ALCOHOL. BEVERAGE, NES	2 552	459	283	745 OTH. NONELEC MCH, TOOL, NES	15 484	33 544	20 680
112 ALCOHOLIC BEVERAGES	1 213	615	362	746 BALL OR ROLLER BEARINGS	15 899	20 905	12 965
232 SYNTHETIC RUBBER, ETC.	4 392	1 020	634	747 TAPS, COCKS, VALVES, ETC.	8 644	19 044	11 747
263 COTTON	178	47	30	748 TRANSMISSIONS SHAFTS ETC	7 207	7 821	4 789
266 SYNTHETIC FIBRES	4 342	1 090	681	749 NON-ELECT MACH. PARTS, ETC	3 213	8 430	5 182
273 STONE, SAND AND GRAVEL	587	54	32	751 OFFICE MACHINES	5 679	23 950	14 720
278 OTHER CRUDE MINERALS	331	48	31	752 AUTOMATC. DATA PROC. EQUIP	273 077	1 405 027	868 263
282 FERROUS WASTE AND SCRAP	4 908	560	362	759 PARTS, FOR OFFICE MACHINS	212 305	830 726	514 381
288 NON-FERROUS WASTE, SCRAP	927	219	139	761 TELEVISION RECEIVERS ETC	19 663	67 257	41 485
289 PREC. METAL ORES, CONCENTRS		750	479	762 RADIO-BROADCAST RECEIVER	3 219	19 351	11 841
291 CRUDE ANIMAL MATERIALS, NES	31 150	37 471	23 129	763 SOUND RECORDER, PHONOGRPH	6 005	35 409	21 579
292 CRUDE VEG. MATERIALS, NES	3 157	2 147	1 309	764 TELECOMM. EQUIP. PARTS NES	101 503	362 709	223 935
411 ANIMAL OILS AND FATS	1 887	179	108	771 ELECT PWR MACHNRY PARTS	20 778	98 709	60 893
511 HYDROCARBONS, NES, DERIVTS	77	68	42	772 ELEC. SWITCH, RELAY, CIRCUIT	28 827	151 816	93 672
512 ALCOHOL, PHENOL, ETC. DERIV	1 397	424	261	773 ELECTR DISTRIB. EQPT NES	28 921	51 445	31 846
513 CARBOXYLIC ACIDS, DERIVTS	9 740	1 487	915	774 ELECTRO-MEDCL, XRAY EQUIP	91	899	554
514 NITROGEN-FUNCT. COMPOUNDS	10 497	4 947	3 038	775 DOM. ELEC. NON-ELEC. EQUIPT	7 501	12 431	7 655
515 ORGANIC-INORGANIC COMPNDS	1 520	1 912	1 176	776 TRANSISTORS, VALVES, ETC.	12 212	524 636	325 199
516 OTHER ORGANIC CHEMICALS	2 101	4 236	2 649	778 ELECTRIC MACH. APPART. NES	66 155	231 436	143 798
522 INORGANIC CHEM. ELEMENTS	43 104	3 859	2 393	781 PASS. MOTOR VEHCLS. EX. BUS	1 294	1 901	1 171
523 METAL. SALTS, INORGAN. ACID	4 223	877	549	784 PARTS, TRACTORS, MOTOR VEH	17 785	19 531	12 004
525 RADIO-ACTIVE MATERIALS	42	54	32	785 CYCLES, MOTORCYCLES ETC.	166 643	330 320	200 236
531 SYNTH. COLOURS, LAKES, ETC.	1 398	2 645	1 623	786 TRAILERS, SEMI-TRAILR, ETC	30 914	6 521	4 005
532 DYEING, TANNING MATERIALS	15	123	75	792 AIRCRAFT, ASSOCTD. EQUIPNT	12	377	237
533 PIGMENTS, PAINTS, ETC.	357	505	313	793 SHIP, BOAT, FLOAT STRUCTRS	6 588	11 072	6 791
541 MEDICINES, ETC. EXC. GRP542	170	319	195	811 PREFABRICATED BUILDINGS	265	121	72
542 MEDICAMENTS	19	120	78	813 LIGHTING FIXTURES ETC. NES	96 243	122 315	75 854
551 ESSNTL. OIL, PERFUME, FLAVR	145	211	131	821 FURNITURE, CUSHIONS, ETC.	343 241	170 021	104 900
553 PERFUMERY, COSMETICS, ETC.	4 120	7 044	4 301	831 TRUNK, SUIT-CASES, BAG, ETC	35 944	55 968	34 268
554 SOAP, CLEANERS, POLISH, ETC	183	456	278	841 MENS, BOYS CLOTHING, X-KNIT	5 829	21 213	13 090
571 POLYMERS OF ETHYLENE	414	103	65	842 WOMEN, GIRL CLOTHING, XKNIT	4 303	25 619	15 642
572 POLYMERS OF STYRENE	128 037	24 477	15 121	843 MENS, BOYS CLOTHING, KNIT	6 942	21 715	13 294
573 POLYMERS, VINYL CHLORIDE	282	86	54	844 WOMEN, GIRLS CLOTHING, KNIT	9 196	31 784	19 488
574 POLYACETAL, POLYCARBONATE	29 306	9 415	5 841	845 OTHR. TEXTILE APPAREL, NES	45 196	179 487	111 214
575 OTH. PLASTIC, PRIMARY FORM	110 671	36 339	22 402	846 CLOTHING ACCESSRS, FABRIC	6 154	23 851	14 715
581 PLASTIC TUBE, PIPE, HOSE	918	1 294	785	848 CLOTHING, NONXTL; HEADGEAR	11 214	26 110	15 992
582 PLASTIC PLATE, SHEETS, ETC	21 986	14 182	8 756	851 FOOTWEAR	43 965	104 206	64 220
583 MONOFILAMENT OF PLASTICS	261	947	584	871 OPTICAL INSTRUMENTS, NES	1 302	11 579	7 124
591 INSECTICIDES, ETC.	136	236	147	872 MEDICAL INSTRUMENTS NES	4 198	8 071	5 041
592 STARCHES, INULIN, ETC.	2 127	1 485	914	873 METERS, COUNTERS, NES	1 121	12 214	7 427
593 EXPLOSIVES, PYROTECHNICS	324	476	233	874 MEASURE, CONTROL INSTRMNT	5 931	19 769	12 227
598 MISC. CHEMICAL PRODS. NES	4 253	7 072	4 463	881 PHOTOGRAPH APPAR. ETC. NES	4 485	66 344	41 244
611 LEATHER	2 566	7 993	4 967	882 PHOTO. CINEMATOGRPH. SUPPL	53	396	239
612 MANUFACT. LEATHER ETC. NES	2 632	4 544	2 800	884 OPTICAL GOODS NES	6 698	44 271	26 891
621 MATERIALS OF RUBBER	1 045	1 626	1 010	885 WATCHES AND CLOCKS	18 890	39 887	24 656
625 RUBBER TYRES, TUBES, ETC.	41 063	25 174	15 491	891 ARMS AND AMMUNITION	272	1 227	757
629 ARTICLES OF RUBBER, NES	16 480	22 802	14 075	892 PRINTED MATTER	7 151	8 005	4 935
633 CORK MANUFACTURES	39	76	46	893 ARTICLES, NES, OF PLASTICS	161 545	128 869	79 307
634 VENEERS, PLYWOOD, ETC.	1 600	569	344	894 BABY CARRIAGE, TOYS, GAMES	314 774	274 837	169 298
635 WOOD MANUFACTURES, NES	33 638	30 048	18 522	895 OFFICE, STATIONERY SUPPLS	15 077	33 094	20 519
641 PAPER AND PAPERBOARD	559	524	327	896 WORKS OF ART, ANTIQUE ETC	715	1 563	974
642 PAPER, PAPERBOARD, CUT ETC	11 423	12 390	7 685	897 GOLD, SILVERWARE, JEWEL NES	2 062	20 677	12 674
651 TEXTILE YARN	9 559	5 571	3 410	898 MUSICAL INSTRUMENTS, ETC.	17 576	61 729	38 103
652 COTTON FABRICS, WOVEN	14 952	16 393	9 995	899 MISC MANUFCTRD GOODS NES	34 190	58 840	36 278
653 FABRICS, MAN-MADE FIBRES	35 553	42 407	26 104	971 GOLD, NONMONTRY EXCL ORES	4	6 335	4 173
654 OTH. TEXTILE FABRIC, WOVEN	5 631	4 097	2 594	EXPORTS			
655 KNIT, CROCHE, FABRIC NES	9 746	12 314	7 625	001 LIVE ANIMALS	27	305	186
656 TULLE, LACE, EMBROIDRY, ETC	2 089	9 327	5 777	022 MILK AND CREAM	724	176	109
657 SPECIAL YARN, TXTL FABRIC	10 463	8 622	5 282	023 BUTTER, OTHER FAT OF MILK	163	56	34
658 TEXTILE ARTICLES NES	15 583	23 020	14 205	025 EGGS, BIRDS, YOLKS, ALBUMIN	540	66	40
659 FLOOR COVERINGS, ETC.	45	74	45	034 FISH, FRESH, CHILLED, FROZEN	35	1 329	816
661 LIME, CEMENT, CONSTR. MATRL	10 876	2 391	1 468	037 FISH ETC. PREPD, PRSVD, NES	1	61	42
663 MINERAL MANUFACTURES, NES	3 234	3 436	2 118	048 CEREAL PREPARATIONS	2 399	475	492
664 GLASS	46 977	22 849	14 267	054 VEGETABLES	2 372	3 330	1 987
665 GLASSWARE	22 813	28 229	17 357	057 FRUIT, NUTS EXCL. OIL NUTS	132	89	57
666 POTTERY	78 511	62 160	38 274	058 FRUIT, PRESERVED, PREPARED	86	71	41
667 PEARLS, PRECIOUS STONES				059 FRUIT, VEGETABLE JUICES	1 432	439	268
672 INGOTS ETC. IRON OR STEEL	295 801	53 952	34 121	061 SUGARS, MOLASSES, HONEY	12 684	1 209	752
673 FLAT-ROLLED IRON ETC.	328	50	31	062 SUGAR CONFECTIONERY	3 324	1 301	800
675 FLAT-ROLLED, ALLOY STEEL	140	92	57	071 COFFEE, COFFEE SUBSTITUTE	1 151	1 623	1 012
676 IRON, STL. BAR, SHAPES ETC.	1 146	289	183	072 COCOA	540	205	133
678 WIRE OF IRON OR STEEL	2 080	1 149	712	073 CHOCOLATE, OTH. COCOA PREP	899	942	591
679 TUBES, PIPES, ETC. IRON, STL	6 675	7 637	4 741	074 TEA AND MATE	110	133	84
682 COPPER	2 570	2 841	1 784	081 ANIMAL FEED STUFF	20 987	6 004	3 723
683 NICKEL	9	149	92	091 MARGARINE AND SHORTENING	324	116	73
684 ALUMINIUM	1 090	736	463	098 EDIBLE PROD. PREPRTNS, NES	7 919	4 634	2 817
691 METALLIC STRUCTURES NES	1 483	1 263	764	111 NON-ALCOHOL. BEVERAGE, NES	2 961	601	380
692 CONTAINERS, STORAGE, TRNSP	641	736	450	112 ALCOHOLIC BEVERAGES	143 502	23 163	14 576
693 WIRE PRODUCTS EXCL. ELECT	3 129	2 642	1 632	122 TOBACCO, MANUFACTURED	15 398	55 032	34 235
694 NAILS, SCREWS, NUTS, ETC.	433 297	145 094	90 039	211 HIDES, SKINS (EX. FURS), RAW	1 072	221	138
695 TOOLS	249 061	174 580	107 460	232 SYNTHETIC RUBBER, ETC.	63 196	12 767	7 903
696 CUTLERY	11 874	19 705	12 160	247 WOOD ROUGH, ROUGH SQUARED	17 991	1 628	1 003
697 HOUSEHOLD EQUIPMENT, NES	119 606	84 056	52 061	248 WOOD, SIMPLY WORKED	6 673	543	334
699 MANUFACT. BASE METAL NES	101 489	102 494	63 175	251 PULP AND WASTE PAPER	1 549 933	28 816	18 003
711 STEAM GENER. BOILERS, ETC.	26	71	42	266 SYNTHETIC FIBRES	58 106	13 133	8 121
713 INTRNL COMBUS PSTN ENGIN	558	1 314	806	267 OTHER MAN-MADE FIBRES	2 592	1 083	682
714 ENGINES, MOTORS NON-ELECT	4	149	98	268 WOOL, OTHER ANIMAL HAIR	2 344	2 649	1 604
716 ROTATING ELECTRIC PLANT	5 354	12 880	7 872	272 FERTILIZERS, CRUDE	20 778	1 151	718
718 OTH. PWR. GENRTNG. MACHNRY	189	106	67	273 STONE, SAND AND GRAVEL	876	57	34
721 AGRIC. MACHINES, EX. TRACTR	597	568	343	277 NATURAL ABRASIVES, NES	3	3 110	1 924
723 CIVIL ENGINEERING EQUIPT	90	110	72	278 OTHER CRUDE MINERALS	60 066	3 859	2 382
724 TEXTILE, LEATHER MACHINES	32 654	71 250	43 985	282 FERROUS WASTE AND SCRAP	820 368	17 628	10 208
725 PAPER, PULP MILL MACHINES	1 169	1 018	634	285 ALUMINIUM ORE, CONCTR. ETC	2 545	294	185
				298 NON-FERROUS WASTE, SCRAP	188 379	28 332	17 547
				291 CRUDE ANIMAL MATERIALS, NES	13 296	22 735	14 354

7 IMPORTS AND EXPORTS (SPECIAL TRADE) BY COUNTRIES OF PRODUCTION AND CONSUMPTION AND BY GROUPS OF THE SITC-REV. III 1994

GROUP DESCRIPTION	DT = 100 KG	1 000 DM	1 000 \$	GROUP DESCRIPTION	DT = 100 KG	1 000 DM	1 000 \$
522 INORGANIC CHEM. ELEMENTS	1 363	258	160	873 METERS, COUNTERS, NES	779	8 049	4 918
524 OTHER CHEMICAL COMPOUNDS	3 498	318	184	874 MEASURE, CONTROL INSTRMNT	892	10 760	6 594
525 RADIO-ACTIVE MATERIALS	22	200	119	881 PHOTOGRAPH APPAR. ETC. NES	2 766	69 726	43 076
531 SYNTH. COLOURS, LAKES, ETC.	54	231	149	882 PHOTO. CINEMATOGRPH. SUPPL	432	4 506	2 800
532 DYEING, TANNING MATERIALS	1 110	717	449	883 CINE. FILM EXPOSD. DEVELOP	7	56	34
533 PIGMENTS, PAINTS, ETC.	441	186	112	884 OPTICAL GOODS NES	609	11 487	7 156
541 MEDICINES, ETC. EXC. GRP542	317	816	496	885 WATCHES AND CLOCKS	14 235	339 707	211 012
553 PERFUMERY, COSMETICS, ETC.	163	325	202	892 PRINTED MATTER	24 998	24 121	14 924
554 SOAP, CLEANERS, POLISH, ETC	147	94	62	893 ARTICLES, NES. OF PLASTICS	19 334	17 015	10 443
574 POLYACETAL, POLYCARBONATE	7 138	2 512	1 587	894 BABY CARRIAGE, TOYS, GAMES	34 016	49 761	31 017
581 PLASTIC TUBE, PIPE, HOSE	504	285	174	895 OFFICE, STATIONERY SUPPLS	1 491	854	530
582 PLASTIC PLATE, SHEETS, ETC	457	277	174	896 WORKS OF ART, ANTIQUE ETC	402	4 045	2 516
583 EXPLOSIVES, PYROTECHNICS	3 770	1 112	716	897 GOLD, SILVERWARE, JEWEL NES	2 933	94 105	58 393
597 PREPRD ADDITIVES, LIQUIDS	78	115	70	898 MUSICAL INSTRUMENTS, ETC.	15 050	27 038	16 440
598 MISC. CHEMICAL PRODS. NES	7 290	1 546	967	899 MISC MANUFCTRD GOODS NES	14 060	24 194	15 094
611 LEATHER	121	272	162	961 COIN NONGOLD NONCURRENT		53	35
612 MANUFACT. LEATHER ETC. NES	91	408	255	971 GOLD, NONMONTY EXCL ORES	3	5 124	3 261
613 FURSKINS, TANNED, DRESSED	55	1 372	817				
621 MATERIALS OF RUBBER	91	115	70	EXPORTS	8 015 779	5 788 083	3 586 058
625 RUBBER TYRES, TUBES, ETC.	93	50	32				
629 ARTICLES OF RUBBER, NES	349	625	386	001 LIVE ANIMALS	8	70	45
635 WOOD MANUFACTURES, NES	2 909	1 987	1 218	012 OTHER MEAT, MEAT OFFAL	55 612	9 531	5 924
641 PAPER AND PAPERBOARD	347	104	65	016 MEAT, ED. OFFL, DRY, SLT, SMK	144	244	153
642 PAPER, PAPERBOARD, CUT ETC	2 950	3 358	2 074	017 MEAT, OFFL, PRPD, PRSVD, NES	2 801	2 415	1 499
651 TEXTILE YARN	92	312	191	022 MILK AND CREAM	7 936	2 658	1 672
652 COTTON FABRICS, WOVEN	3 209	3 209	1 907	023 BUTTER, OTHER FAT OF MILK	651	190	117
653 FABRICS, MAN-MADE FIBRES	208	895	531	024 CHEESE AND CURD	723	726	448
654 OTH. TEXTILE FABRIC, WOVEN	1 056	7 734	4 838	025 EGGS, BIRDS, YOLKS, ALBUMIN	54 219	8 554	5 277
655 KNIT, CROCHET, FABRIC NES	99	313	185	034 FISH, FRESH, CHILLED, FROZN	993	644	401
656 TULLE, LACE, EMBROIDRY, ETC	71	770	471	037 FISH ETC. PRPD, PRSVD, NES	71	620	385
657 SPECIAL YARN, TXTL. FABRIC	632	489	299	047 OTHER CEREAL MEAL, FLOURS	1 318	105	67
658 TEXTILE ARTICLES NES	2 048	4 875	2 955	048 CEREAL PREPARATIONS	2 241	1 350	845
659 FLOOR COVERINGS, ETC.	273	247	154	054 VEGETABLES	2 125	1 233	756
661 LIME, CEMENT, CONSTR. MATRL	632	137	81	056 VEGETABLES, PRPD, PRSVD, NES	1 508	453	281
663 MINERAL MANUFACTURES, NES	315	285	174	057 FRUIT, NUTS EXCL. OIL NUTS	286	189	123
664 GLASS	814	836	519	058 FRUIT, PRESERVED, PREPARED	138	67	40
665 GLASSWARE	365	370	221	059 FRUIT, VEGETABLE JUICES	2 997	641	394
666 POTTERY	3 972	1 571	956	061 SUGARS, MOLASSES, HONEY	80 483	3 140	1 974
667 PEARLS, PRECIOUS STONES				062 SUGAR CONFECTIONERY	24 507	8 590	5 381
671 PIG IRON, SPIEGELEISN, ETC	4 801	521	325	071 COFFEE, COFFEE SUBSTITUTE	2 341	1 972	1 234
675 FLAT-ROLLED, ALLOY STEEL	449	171	102	072 COCOA	84	51	33
679 TUBES, PIPES, ETC. IRON, STL	121	93	58	073 CHOCOLATE, OTH. COCOA PREP	5 724	5 197	3 291
681 SILVER, PLATINUM, ETC.		933	575	075 SPICES	293	245	147
682 COPPER	143	102	60	081 ANIMAL FEED STUFF	5 793	5 560	3 381
683 NICKEL	497	519	335	091 MARGARINE AND SHORTENING	969	219	138
684 ALUMINIUM	606	405	235	098 EDIBLE PROD. PREPRTNS, NES	7 752	8 533	5 270
685 LEAD	291	204	131	111 NON-ALCOHOL. BEVERAGE, NES	2 119	439	271
687 TIN	396	357	214	112 ALCOHOLIC BEVERAGES	11 079	3 288	2 015
689 MISC. NON-FERR. BASE METAL	162	86	54	122 TOBACCO, MANUFACTURED	20 574	54 429	33 587
692 CONTAINERS, STORAGE, TRNSP	276	293	175	211 HIDES, SKINS (EX. FURS), RAW	26 708	11 898	7 384
694 NAILS, SCREWS, NUTS, ETC.	634	459	277	212 FURSKINS, RAW	495	14 852	9 132
695 TOOLS	2 512	2 808	1 748	223 OILSEED (OTH. FIX. VEG. OIL)	199	67	41
696 CUTLERY	2 766	7 390	4 692	232 SYNTHETIC RUBBER, ETC.	13 489	2 851	1 724
697 HOUSEHOLD EQUIPMENT, NES	10 667	11 788	7 242	245 FUEL WOOD, WOOD CHARCOAL	175	82	52
699 MANUFACT. BASE METAL, NES	8 847	8 720	5 361	246 WOOD IN CHIPS, PARTICLES	7 362	61	37
713 INTRNL COMBUS PSTN EQUIP	338	2 788	1 719	247 WOOD ROUGH, ROUGH SQUARED	686	70	45
714 ENGINES, MOTORS NON-ELECT	1	71	45	248 WOOD, SIMPLY WORKED	1 059	356	226
716 ROTATING ELECTRIC PLANT	2 451	8 388	5 193	251 PULP AND WASTE PAPER	10 526	123	77
718 OTH. POWR. GENRTRNG. MACHNRY	15	73	47	263 COTTON	742	182	117
723 CIVIL ENGINEERING EQUIP	259	592	381	266 SYNTHETIC FIBRES	6 158	1 951	1 242
724 TEXTILE, LEATHER MACHINES	104	298	179	267 OTHER MAN-MADE FIBRES	458	273	157
726 PRINTING, BOOKBINDING MACHS	487	1 815	1 125	269 WORN CLOTHING, TEXTL. ARTL	10 267	1 307	811
728 OTH. MACH. PTS, SPCL INDOUST	362	1 024	630	273 STONE, SAND AND GRAVEL	5 654	163	102
735 PARTS, NES, FOR MACH-TOOLS	15	66	39	274 SULPHUR, UNRSTD. IRON PYRS	2 930	171	108
737 METALWORKING MACHNRY NES	136	218	134	277 NATURAL ABRASIVES, NES	13	339	206
741 HEATNG, COOLNG EQIP, PART	226	583	359	278 OTHER CRUDE MINERALS	82 123	1 644	1 026
742 PUMPS FOR LIQUIDS, PARTS	62	267	169	282 FERROUS WASTE AND SCRAP	7 194	411	258
743 PUMPS NES, CENTRIFUGS ETC	1 353	1 502	910	285 ALUMINIUM ORE, CONCTR. ETC	365	167	103
744 MECHANICAL HANDLING EQIP	1 088	599	373	288 NON-FERROUS WASTE, SCRAP	48 718	3 599	2 270
745 OTH. NONELEC MCH, TOOL, NES	1 841	7 361	4 522	291 CRUDE ANIMAL MATERIALS, NES	1 448	2 981	1 857
746 BALL OR ROLLER BEARINGS	98	260	158	292 CRUDE VEG. MATERIALS, NES	2 614	1 861	1 144
747 TAPS, COCKS, VALVES, ETC.	140	915	577	322 BRIQUETTES, LIGNITE, PEAT	10 665	282	173
748 TRANSMISSIONS SHAFTS ETC	455	938	585	334 PETROLEUM PRODUCTS	23 649	5 870	3 655
749 NON-ELECT MACH. PARTS, ETC	98	1 021	655	335 RESIDUAL PETROL. PRODUCTS	3 487	679	416
751 OFFICE MACHINES	16 039	69 314	42 838	421 FIXED VEG. FAT, OILS, SOFT	164 350	16 051	9 832
752 AUTOMATC. DATA PROC. EQIP	5 819	43 096	26 445	431 ANIMAL, VEG. FATS, OILS, NES	21 030	4 278	2 633
759 PARTS, FOR OFFICE MACHINS	8 329	95 205	58 585	511 HYDROCARBONS, NES, DERIVTS	13 226	2 717	1 679
761 TELEVISION RECEIVERS ETC	5 465	9 899	5 955	512 ALCOHOL, PHENOL, ETC. DERIV	50 557	10 545	6 665
762 RADIO-BROADCAST RECEIVER	13 689	38 016	23 368	513 CARBOXYLIC ACIDS, DERIVTS	287 042	40 767	25 340
763 SOUND RECORDER, PHONOGRPH	2 189	10 173	6 240	514 NITROGEN-FUNCT. COMPOUNDS	42 036	16 539	10 383
764 TELECOMM. EQIP, PARTS NES	11 434	43 097	26 719	515 ORGANO-INORGANIC COMPNDS	20 569	30 601	18 848
771 ELECT. POWER MACHNY. PARTS	11 606	62 014	38 715	516 OTHER ORGANIC CHEMICALS	26 352	8 560	5 354
772 ELEC. SWITCH, RELAY, CIRCUIT	7 620	89 199	42 717	522 INORGANIC CHEM. ELEMENTS	53 027	12 905	7 984
773 ELECTR. DISTRIB. EQPT NES	3 185	6 328	3 946	523 METAL. SALTS, INORGAN. ACID	114 711	12 767	7 841
774 ELECTRO-MEDCL. XRAY EQIP	31	654	414	524 OTHER CHEMICAL COMPOUNDS	804	73 327	45 477
775 DOM. ELEC. NON-ELEC. EQIPT	7 783	14 575	8 995	525 RADIO-ACTIVE MATERIALS	146	337	213
776 TRANSISTORS, VALVES, ETC.	1 360	121 959	75 894	531 SYNTH. COLOURS, LAKES, ETC.	74 032	207 329	127 316
778 ELECTRIC MACH. APPART. NES	13 350	86 866	53 607	532 DYEING, TANNING MATERIALS	43 436	8 856	5 430
781 PASS. MOTOR VEHCLS. EX. BUS	218	715	425	533 PIGMENTS, PAINTS, ETC.	64 273	64 863	40 192
784 PARTS, TRACTORS, MOTOR VEH	753	1 070	659	541 MEDICINES, ETC. EXC. GRP542	8 868	51 502	31 935
785 CYCLES, MOTORCYCLES ETC.	873	1 396	882	542 MEDICAMENTS	16 230	67 931	42 233
786 TRAILERS, SEMI-TRAIL, ETC	5 702	476	290	551 ESSNTL. OIL, PERFUME, FLAVR	2 974	8 293	5 102
792 AIRCRAFT, ASSOC'D. EQUIPNT	78	2 655	1 654	553 PERFUMERY, COSMETICS, ETC.	16 704	28 167	17 560
793 SHIP, BOAT, FLOAT. STRUCTRS	162	197	116	554 SOAP, CLEANERS, POLISH, ETC	70 284	25 412	15 759
812 PLUMBNG, SANITRY, EQPT. ETC	28	79	50	562 FERTILIZER, EXCEPT GRP272	794 553	12 835	8 174
813 LIGHTNG FIXTURES ETC. NES	5 996	10 784	6 639	571 POLYMERS OF ETHYLENE	196 350	20 168	12 509
821 FURNITURE, CUSHIONS, ETC.	4 890	3 046	1 873	572 POLYMERS OF STYRENE	150 819	22 070	13 728
831 TRUNK, SUIT-CASES, BAG, ETC	15 774	35 642	21 981	573 POLYMERS, VINYL CHLORIDE	99 567	15 511	9 684
841 MENS, BOYS CLOTHING, X-KNIT	202 333	626 637	385 472	574 POLYACETAL, POLYCARBONATE	111 589	53 279	32 897
842 WOMEN, GIRL CLOTHING, XKNIT	122 262	638 682	393 741	575 OTH. PLASTIC, PRIMARY FORM	194 297	71 177	44 069
843 MENS, BOYS CLOTHING, KNIT	13 278	48 818	29 826	579 PLASTIC WASTE, SCRAP ETC	103 615	4 625	2 837
844 WOMEN, GIRLS CLOTHING, KNIT	24 616	110 244	67 413	581 PLASTIC TUBE, PIPE, HOSE	2 480	4 542	2 771
845 OTHR. TEXTILE APPAREL, NES	126 067	682 909	424 972	582 PLASTIC PLATE, SHEETS, ETC	59 599	43 930	27 311
846 CLOTHING ACCESSRS, FABRIC	6 576	16 997	10 617	583 MONOFILAMENT OF PLASTICS	1 060	788	493
848 CLOTHING, NONTXTL; HEADGEAR	7 878	27 085	16 807	591 INSECTICIDES, ETC.	874	1 150	705
851 FOOTWEAR	6 777	12 906	7 721	592 STARCHES, INULIN, ETC.	203 986	18 294	11 395
871 OPTICAL INSTRUMENTS, NES	1 579	22 507	14 047	593 EXPLOSIVES, PYROTECHNICS	56	190	117
872 MEDICAL INSTRUMENTS NES	3 285	7 238	4 472	597 PREPRD ADDITIVES, LIQUIDS	34 650	13 102	8 098

7 IMPORTS AND EXPORTS (SPECIAL TRADE) BY COUNTRIES OF PRODUCTION AND CONSUMPTION AND BY GROUPS OF THE SITC-REV. III 1994

GROUP DESCRIPTION	DT = 100 KG	1 000 DM	1 000 \$	GROUP DESCRIPTION	DT = 100 KG	1 000 DM	1 000 \$
598 MISC.CHEMICAL PRODS.TEC.NES	176 431	95 868	59 390	843 MENS,BOYS CLOTHING,KNIT	26	427	260
611 LEATHER	17 286	17 242	10 632	844 WOMEN,GIRLS CLOTHNG,KNIT	148	2 423	1 496
612 MANUFACT.LEATHER ETC.NES	161	1 096	684	845 OTHR.TEXTILE APPAREL,NES	888	16 028	9 936
613 FURSKINS,TANNED,DRESSED	145	3 205	1 988	846 CLOTHING ACCESSRS,FABRIC	453	4 819	2 995
621 MATERIALS OF RUBBER	3 841	4 604	2 862	848 CLOTHING,NONTXTL;HEADGEAR	420	7 762	4 809
625 RUBBER TYRES,TUBES,ETC.	8 034	7 011	4 369	851 FOOTWEAR	3 750	16 132	10 053
629 ARTICLES OF RUBBER,ETC.	2 302	8 645	5 327	871 OPTICAL INSTRUMENTS,NES	185	8 427	5 219
634 VENEERS,PLYWOOD,ETC.	44 815	4 658	2 862	872 MEDICAL INSTRUMENTS NES	788	23 910	14 821
635 WOOD MANUFACTURES, NES	2 762	1 454	911	873 METERS,COUNTERS,NES	136	1 919	1 184
641 PAPER AND PAPERBOARD	1 146 104	90 081	55 777	874 MEASURE,CONTROL INSTRMNT	5 336	89 564	55 507
642 PAPER,PAPERBOARD,CUT ETC	79 088	30 417	18 783	881 PHOTOGRAPH APPAR.ETC.NES	1 621	24 890	15 290
651 TEXTILE YARN	8 339	17 823	11 022	882 PHOTO.CINEMATOGRPH.SUPPL	112 313	152 805	94 337
652 COTTON FABRICS, WOVEN	8 160	27 318	16 893	884 OPTICAL GOODS NES	288	23 536	14 466
653 FABRICS,MAN-MADE FIBRES	10 640	40 226	24 853	885 WATCHES AND CLOCKS	1 654	177 093	109 865
654 OTH.TEXTILE FABRIC,WOVEN	3 684	17 549	10 789	891 ARMS AND AMMUNITION	38	306	188
655 KNIT.CROCHET,FABRIC NES	4 119	15 956	9 888	892 PRINTED MATTER	6 701	13 541	8 387
656 TULLE,LACE,EMBROIDRY,ETC	1 553	7 693	4 806	893 ARTICLES,NES,OF PLASTICS	22 545	26 964	16 625
657 SPECIAL YARN,TXTL.FABRIC	27 811	62 250	38 530	894 BABY CARRIAGE,TOYS,GAMES	5 167	12 619	7 723
658 TEXTILE ARTICLES NES	669	2 876	1 781	895 OFFICE,STATIONERY SUPPLS	3 576	47 698	29 468
659 FLOOR COVERINGS, ETC.	4 873	2 831	1 753	896 WORKS OF ART,ANTIQUE ETC	6	1 776	1 119
661 LIME,CEMENT,CONSTR.MATRL	1 285	477	7 294	897 GOLD,SILVERWARE,JEWEL NES	8 220	31 258	19 414
662 CLAY,REFRCT.CONSTR.MATRL	66 295	11 525	7 140	898 MUSICAL INSTRUMENTS,ETC.	8 277	25 141	15 543
663 MINERAL MANUFACTURES,NES	46 660	15 213	9 378	899 MISC MANUFCTRD GOODS NES	4 848	25 866	15 933
664 GLASS	39 224	22 157	13 633	971 GOLD,NONMONTRY EXCL ORES	10	18 893	11 607
665 GLASSWARE	11 852	18 150	11 266				
666 POTTERY	1 365	4 398	2 724	MACAO			
667 PEARLS,PRECIOUS STONES				IMPORTS	110 852	365 762	226 457
671 PIG IRON,SPIEGELEISN,ETC	301	67	41	291 CRUDE ANIMAL MATERLS.NES	19	67	41
672 INGOTS ETC.IRON OR STEEL	222 157	9 215	5 401	541 MEDICINES,ETC.EXC.GRP542	38	1 195	770
673 FLAT-ROLLED IRON ETC.	44 800	3 574	2 263	612 MANUFACT.LEATHER ETC.NES	157	322	206
674 FLAT-ROLLED PLATED IRON	30 934	3 725	2 315	658 TEXTILE ARTICLES NES	327	507	314
675 FLAT-ROLLED, ALLOY STEEL	432 839	109 111	67 392	764 TELECOMM.EQUIP.PARTS NES	4	252	165
676 IRON,STL.BAR,SHAPES ETC.	847 708	46 344	28 363	771 ELECT POWER MACHNY.PARTS		54	33
678 WIRE OF IRON OR STEEL	3 923	1 249	777	776 TRANSISTORS,VALVES,ETC.		105	67
679 TUBES,PIPES,ETC.IRON,STL	18 012	8 263	5 079	778 ELECTRIC,MACH.APPART.NES	248	429	266
681 SILVER,PLATINUM,ETC.	339	28 445	17 356	813 LIGHTNG FIXTURES ETC.NES	406	943	590
682 COPPER	62 803	50 146	31 162	814 MENS,BOYS CLOTHING,X-KNIT	32 376	80 770	49 657
683 NICKEL	1 879	5 530	3 450	842 WOMEN,GIRL CLOTHNG,XKNIT	23 504	75 609	46 425
684 ALUMINIUM	36 966	19 905	12 244	843 MENS,BOYS CLOTHING,KNIT	2 713	10 031	6 139
685 LEAD	1 858	274	1 487	844 WOMEN,GIRLS CLOTHING,KNIT	3 690	15 432	9 456
686 ZINC	5 800	2 399	1 170	845 OTHR.TEXTILE APPAREL,NES	27 747	140 125	87 294
689 MISC.NON-FERR.BASE METAL	11	283	9 456	846 CLOTHING ACCESSRS,FABRIC	600	1 215	759
691 METALLIC STRUCTURES NES	17 828	15 170	9 456	848 CLOTHING,NONTXTL;HEADGEAR	74	343	218
692 CONTAINERS,STORAGE,TRNSP	2 673	3 367	2 070	894 BABY CARRIAGE,TOYS,GAMES	9 759	20 921	13 111
693 WIRE PRODUCTS EXCL.ELECT	3 392	2 795	1 703	895 OFFICE,STATIONERY SUPPLS	5 558	9 961	6 323
694 NAILS,SCREWS,NUTS,ETC.	1 985	3 846	2 362	896 WORKS OF ART,ANTIQUE ETC	39	139	86
695 TOOLS	9 504	40 638	25 183	898 MUSICAL INSTRUMENTS,ETC.	11	211	128
696 CUTLERY	860	6 132	3 893	899 MISC MANUFCTRD GOODS NES	3 309	6 766	4 182
697 HOUSEHOLD EQUIPMENT,NES	2 675	5 730	3 528		9	53	34
699 MANUFACTS.BASE METAL,NES	14 799	27 389	16 970	EXPORTS	24 019	32 066	20 021
700 CPL IND PLANT (84/85/87)	496	1 416	904	098 EDIBLE PROD.PREPRPTS,NES	163	205	130
711 STEAM GENER.BOILERS,ETC.	2 494	4 772	2 971	542 MEDICAMENTS	24	218	136
712 STEAM TURBINES	11	395	250	575 OTH.PLASTIC,PRIMARY FORM	104	71	43
713 INTRNL COMBUS PSTN ENGIN	9 476	57 753	36 047	582 PLASTIC PLATE,SHEETS,ETC	1 419	1 012	653
714 ENGINES,MOTORS NON-ELECT	20	1 239	799	651 TEXTILE YARN	246	777	476
716 ROTATING ELECTRIC PLANT	5 504	13 270	8 232	653 FABRICS,MAN-MADE FIBRES	9	56	31
718 OTH.POWR.GENRTNG.MACHNRY	625	3 399	2 126	655 KNIT.CROCHET.FABRIC NES	49	213	136
721 AGRIC.MACHINES,EX.TRACTR	79	178	107	666 POTTERY	49	71	42
722 TRACTORS	800	1 001	620	675 FLAT-ROLLED, ALLOY STEEL	11 044	2 697	1 581
723 CIVIL ENGINEERING EQUIPT	39 787	74 073	45 718	679 TUBES,PIPES,ETC.IRON,STL	177	104	62
724 TEXTILE,LEATHER MACHINES	23 604	170 905	105 311	682 COPPER	116	116	71
725 PAPER,PULP MILL MACHINES	7 897	16 249	10 066	691 METALLIC STRUCTURES NES	1 874	2 215	1 419
726 PRINTNG,BOOKBINDNG MACHS	39 505	144 518	89 208	699 MANUFACTS.BASE METAL,NES	113	6 93	57
727 FOOD-PROCESS.MCH.NON DOM	846	4 474	2 781	700 CPL IND PLANT (84/85/87)	1 662	6 379	4 070
728 OTH.MACH,PTS,SPCL INDUST	23 804	98 197	60 498	723 CIVIL ENGINEERING EQUIPT	301	589	359
731 METAL REMOVAL WORK TOOLS	3 913	12 081	7 256	724 TEXTILE,LEATHER MACHINES	785	1 439	916
733 MACH-TOOLS,METAL-WORKING	1 518	6 284	3 924	728 OTH.MACH,PTS,SPCL INDUST	202	625	372
735 PARTS,NES,FOR MACH-TOOLS	1 497	8 975	5 611	741 HEATNG,COOLNG EQUIP,PART	147	474	292
737 METALWORKING MACHNRY NES	1 253	7 168	4 466	742 PUMPS FOR LIQUIDS,PARTS	250	942	594
741 HEATNG,COOLNG EQUIP,PART	47 345	65 942	40 688	743 PUMPS NES,CENTRIFUGS ETC	2 149	420	265
742 PUMPS FOR LIQUIDS,PARTS	8 572	30 075	18 663	744 MECHANICAL HANDLING EQUIP	2 302	3 869	2 390
743 PUMPS NES,CENTRIFUGS ETC	13 038	40 593	25 159	745 OTH.NONELEC MCH,TOOL,NES	10	80	52
744 MECHANICAL HANDLING EQUIP	35 059	56 648	35 197	747 TAPS,COCKS,VALVES,ETC.	85	50	50
745 OTH.NONELEC MCH,TOOL,NES	6 464	78 629	48 833	764 TELECOMM.EQUIP.PARTS NES	59	470	300
746 BALL OR ROLLER BEARINGS	8 810	5 800	3 589	772 ELEC.SWITCH.RELAY.CIRCUIT	48	243	152
747 TAPS,COCKS,VALVES,ETC.	9 680	43 951	27 348	773 ELECTR DISTRIBT.EQPT NES	34	93	59
748 TRANSMISSIONS SHAFTS ETC	3 847	17 571	10 982	775 DOM.ELEC,NON-ELEC.EQUIPT	145	216	132
749 NON-ELECT MACH.PARTS,ETC	3 273	22 737	13 988	778 ELECTRIC,MACH.APPART.NES	80	407	268
751 OFFICE MACHINES	3 092	12 329	7 569	781 PASS.MOTOR VEHCLS.EX.BUS	832	2 158	1 384
752 AUTOMATC.DATA PROC.EQUIP	1 603	29 605	18 225	782 GOODS,SPCL TRANSPORT VEH	136	564	356
759 PARTS,FOR OFFICE MACHINS	1 861	26 247	16 464	783 FURNITURE,CUSHIONS,ETC.	60	102	66
761 TELEVISION RECEIVERS ETC	116	1 234	755	841 MENS,BOYS CLOTHING,X-KNIT	28	934	578
762 RADIO-BROADCAST RECEIVER	1 094	4 893	2 974	842 WOMEN,GIRL CLOTHNG,XKNIT	9	683	426
763 SOUND RECORDER,PHONOGRPH	483	5 125	3 118	845 OTHR.TEXTILE APPAREL,NES	6	280	173
764 TELECOMM.EQUIP,PARTS NES	9 432	146 305	92 427	848 CLOTHING,NONTXTL;HEADGEAR	1	52	33
765 ELECT POWER MACHNY.PARTS	6 424	16 048	10 061	872 MEDICAL INSTRUMENTS NES	2	76	48
771 ELEC.SWITCH.RELAY.CIRCUIT	22 168	129 061	80 239	874 MEASURE,CONTROL INSTRMNT	21	581	360
773 ELECTR DISTRIBT.EQPT NES	10 071	17 844	11 094	892 PRINTED MATTER	73	251	158
774 ELECTRO-MEDCL.XRAY EQUIP	1 312	21 907	13 743	896 WORKS OF ART,ANTIQUE ETC	73	73	46
775 DOM.ELEC,NON-ELEC.EQUIPT	13 700	37 025	22 970	911 COMPL IND PLANT CHAPT 99	43	56	36
776 TRANSISTORS,VALVES,ETC.	9 091	178 181	110 788				
778 ELECTRIC.MACH.APPART.NES	44 791	145 176	89 682	AUSTRALIA			
781 PASS.MOTOR VEHCLS.EX.BUS	190 595	739 439	460 522	IMPORTS	75 142 126	1 809 322	1 117 722
782 GOODS,SPCL TRANSPORT VEH	8 970	14 641	9 063	001 LIVE ANIMALS	92	286	171
783 ROAD MOTOR VEHICLES NES	6 552	9 762	5 985	011 BOVINE MEAT	5 965	3 372	2 064
784 PARTS,TRACTORS,MOTOR VEH	34 145	117 092	72 456	012 OTHER MEAT, MEAT OFFAL	45 762	31 338	19 325
785 CYCLES,MOTORCYCLES ETC.	364	656	418	024 CHEESE AND CURD	2 354	597	385
786 TRAILERS,SEMI-TRAILR,ETC	4 703	3 254	2 038	034 FISH,FRESH,CHILLED,FROZN	2 768	3 305	2 019
791 RAILWAY VEHICLES.EQUIPNT	4 342	16 469	10 227	036 CRUSTACEANS,MOLLUSCS ETC	443	922	566
792 AIRCRAFT,ASSOCTD.EQUIPNT	1 172	39 508	23 675	042 RICE	9 620	362	219
793 SHIP,BOAT,FLOAT.STRUCTRS	44 099	14 041	8 107	043 BARLEY, UNMILLED	122 166	2 309	1 470
811 PREFABRICATED BUILDINGS	47	53	32	045 OTHER CEREALS, UNMILLED	142 603	2 468	1 576
812 PLUMBNG,SANITRY,EQPT,ETC	3 503	3 676	2 250				
813 LIGHTNG FIXTURES ETC.NES	4 053	15 503	9 679				
821 FURNITURE,CUSHIONS,ETC.	30 809	26 434	16 408				
831 TRUNK,SUIT-CASES,BAG,ETC	1 399	19 549	12 054				
841 MENS,BOYS CLOTHNG,X-KNIT	702	13 993	8 696				
842 WOMEN,GIRL CLOTHNG,XKNIT	1 668	53 880	33 174				

7 IMPORTS AND EXPORTS (SPECIAL TRADE) BY COUNTRIES OF PRODUCTION AND CONSUMPTION AND BY GROUPS OF THE SITC-REV. III 1994

GROUP DESCRIPTION	DT = 100 KG	1 000 DM	1 000 \$	GROUP DESCRIPTION	DT = 100 KG	1 000 DM	1 000 \$
048 CEREAL PREPARATIONS	5 551	1 444	868	728 OTH. MACH. PTS, SPLC INDUST	640	2 622	1 617
054 VEGETABLES	151 885	15 744	9 670	731 METAL REMOVAL WORK TOOLS	719	6 163	3 671
057 FRUIT, NUTS EXCL. OIL NUTS	108 643	28 776	17 676	733 MACH-TOOLS, METAL-WORKING	34	86	40
058 FRUIT, PRESERVED, PREPARED	71 185	14 496	9 096	735 PARTS, NES, FOR MACH-TOOLS	273	407	255
061 SUGARS, MOLASSES, HONEY	23 205	3 562	2 204	737 METALWORKING MACHNRY NES	39	84	54
062 SUGAR CONFECTIONERY	1 720	1 315	816	741 HEATING, COOLING EQUIP, PART	717	1 286	783
071 COFFEE, COFFEE SUBSTITUTE	100	79	52	742 PUMPS FOR LIQUIDS, PARTS	417	2 353	1 451
073 CHOCOLATE, OTH. COCOA PREP	21	62	40	743 PUMPS NES, CENTRIFUGS ETC	1 201	3 170	1 962
081 ANIMAL FEED STUFF	371 700	17 963	11 061	744 MECHANICAL HANDLING EQUIP	101	294	190
098 EDIBLE PROD. PREPRTNS, NES	278	431	272	745 OTH. NONELEC MCH, TOOL, NES	183	1 268	784
111 NON-ALCOHOL. BEVERAGE, NES	191	57	36	746 BALL OR ROLLER BEARINGS	1 461	3 062	1 896
112 ALCOHOLIC BEVERAGES	14 677	8 149	5 086	747 TAPS, COCKS, VALVES, ETC.	54	505	306
211 HIDES, SKINS (EX. FURS), RAW	39 576	9 775	6 075	748 TRANSMISSIONS SHAFTS ETC	11 234	3 328	2 054
212 FURSKINS, RAW	269	373	232	749 NON-ELECT MACH. PARTS, ETC	66	482	307
222 OILSEED (SFT. FIX VEG. OIL)	5 675	608	373	751 OFFICE MACHINES	13	47	31
223 OILSEED (OTH. FIX. VEG. OIL)	13 312	3 820	2 350	752 AUTOMATC. DATA PROC. EQUIP	105	3 807	2 332
231 NATURAL RUBBER, ETC.	960	181	111	759 PARTS, FOR OFFICE MACHINS	109	2 969	1 862
248 WOOD, SIMPLY WORKED	255	66	38	762 RADIO-BROADCAST RECEIVER	51	32	32
263 COTTON	1 222	372	240	764 TELECOMM. EQUIP. PARTS NES	528	9 906	6 078
268 WOOL, OTHER ANIMAL HAIR	513 979	403 619	250 114	771 ELECT POWER MACHNY. PARTS	346	1 505	939
273 STONE, SAND AND GRAVEL	14 869	595	364	772 ELEC. SWITCH, RELAY, CIRCUIT	2 192	24 655	15 117
277 NATURAL ABRASIVES, NES	5 421	580	364	773 ELECTR DISTRIB. EQPT NES	90	446	265
278 OTHER CRUDE MINERALS	274 098	18 565	11 592	774 ELECTRO-MEDCL. XRAY EQUIP	14	410	257
281 IRON ORE, CONCENTRATES	47 271 767	198 254	122 606	775 DOM. ELEC. NON-ELEC. EQUIPT	161	136	81
283 COPPER ORES, CONCENTRATES	27 927	3 273	1 943	776 TRANSISTORS, VALVES, ETC.	229	2 471	1 545
284 NICKEL ORES, CONCTR, MATTE	69 748	59 988	36 055	778 ELECTRIC MACH. APPART. NES	871	20 260	12 640
285 ALUMINIUM ORE, CONCTR. ETC	5 421 883	33 201	20 058	781 PASS. MOTOR VEHCLS. EX. BUS	17 219	34 457	21 154
287 ORE, CONCENTR. BASE METALS	1 958 775	75 911	46 981	782 GOODS, SPLC TRANSPORT VEH	4 057	4 991	3 163
288 NON-FERROUS WASTE, SCRAP	2 669	1 430	871	784 PARTS, TRACTORS, MOTOR VEH	4 627	8 215	5 110
289 PREC. METAL ORES, CONCENTRS	2	2 280	1 420	785 CYCLES, MOTORCYCLES ETC.	40	190	112
291 CRUDE ANIMAL MATERLS. NES	39 911	18 303	11 306	786 TRAILERS, SEMI-TRAILR, ETC	57	56	33
292 CRUDE VEG. MATERIALS, NES	738 519	27 177	16 417	791 RAILWAY VEHICLES, EQUIPNT	103	167	105
321 COAL, NOT AGGLOMERATED	15 920 563	139 070	85 919	792 AIRCRAFT, ASSOCTD. EQUIPNT	118	2 710	1 638
322 BRIQUETTES, LIGNITE, PEAT	804 428	10 134	6 130	793 SHIP, BOAT, FLOAT. STRUCTRS	250	997	585
325 COKE, SEMI-COKE, RET. CARBN	25 118	777	479	811 PREFABRICATED BUILDINGS	6 185	2 033	1 248
421 FIXED VEG. FAT, OILS, SOFT	1 478	377	225	813 LIGHTING FIXTURES ETC. NES	13	185	119
422 FIXED VEG. FAT, OILS, OTHER	515	227	133	821 FURNITURE, CUSHIONS, ETC.	303	360	224
431 ANIMAL, VEG. FATS, OILS, NES	11 715	896	562	831 TRUNK, SUIT-CASES, BAG, ETC	11	78	49
512 ALCOHOL, PHENOL, ETC. DERIV	1 575	94	61	841 MENS, BOYS CLOTHING, X-KNIT	440	1 950	1 223
513 CARBOXYLIC ACIDS, DERIVTS	6 897	3 243	1 969	842 WOMEN, GIRL CLOTHING, XKNIT	160	909	563
515 ORGANO-INORGANIC COMPNDS	17	52	31	843 MENS, BOYS CLOTHING, KNIT	13	186	112
516 OTHER ORGANIC CHEMICALS	104	101	61	844 WOMEN, GIRLS CLOTHING, KNIT	5	86	50
522 INORGANIC CHEM. ELEMENTS	304 161	22 888	14 140	845 OTHR. TEXTILE APPAREL, NES	286	3 423	2 100
525 RADIO-ACTIVE MATERIALS		265	164	846 CLOTHING ACCESSRS, FABRIC	51	235	149
531 SYNTH. COLOURS, LAKES, ETC.	52	134	82	848 CLOTHING, NONXTL; HEADGEAR	972	2 838	1 714
532 DYEING, TANNING MATERIALS	22	756	458	851 FOOTWEAR	48	235	141
533 PIGMENTS, PAINTS, ETC.	26	72	47	871 OPTICAL INSTRUMENTS, NES	55	1 853	1 139
541 MEDICINES, ETC. EXC. GRP542	216	4 599	2 870	873 MEDICAL INSTRUMENTS NES	143	5 239	3 243
542 MEDICAMENTS	272	7 495	4 635	874 METERS, COUNTERS, NES	994	9 416	5 959
551 ESSENTL. OIL, PERFUME, FLAVR	180	1 349	838	877 MEASURE, CONTROL INSTRMNT	463	13 462	8 316
553 PERFUMERY, COSMETICS, ETC.	90	236	146	881 PHOTOGRAPH APPAR. ETC. NES	4	164	104
554 SOAP, CLEANERS, POLISH, ETC.	168	79	48	882 PHOTO. CINEMATOGRPH. SUPPL	94	776	484
575 OTH. PLASTIC, PRIMARY FORM	174	121	77	883 CINE. FILM EXPOSD. DEVELPD	4	86	53
581 PLASTIC TUBE, PIPE, HOSE	18	63	41	884 OPTICAL GOODS NES	285	3 614	2 232
582 PLASTIC PLATE, SHEETS, ETC	175	198	120	885 WATCHES AND CLOCKS	490	4 817	2 984
583 MONOFILAMENT OF PLASTICS	111	83	52	891 ARMS AND AMMUNITION	19	89	56
591 INSECTICIDES, ETC.	4 374	1 408	869	892 PRINTED MATTER	508	1 109	683
592 STARCHES, INULIN, ETC.	290	292	181	893 ARTICLES, NES, OF PLASTICS	953	1 448	879
597 PREPRD ADDITIVES, LIQUIDS	185	173	104	894 BABY CARRIAGE, TOYS, GAMES	425	1 256	752
598 MISC. CHEMICAL PRODT. NES	2 590	2 342	1 495	895 OFFICE, STATIONERY SUPPLS	223	355	222
611 LEATHER	203	1 594	992	896 WORKS OF ART, ANTIQUE ETC	33	1 828	1 119
612 MANUFACT. LEATHER ETC. NES	171	1 058	661	897 GOLD, SILVERWARE, JEWEL NES	1	194	111
613 FURSKINS, TANNED, DRESSED	614	1 482	915	898 MUSICAL INSTRUMENTS, ETC.	403	4 230	2 578
621 MATERIALS OF RUBBER	37	136	82	899 MISC MANUFCTRD GOODS NES	370	10 601	6 616
625 RUBBER TYRES, TUBES, ETC.	3 352	2 014	1 247	961 COIN NONGOLD NONCURRENT	117	26 314	16 573
629 ARTICLES OF RUBBER, NES	153	288	174	972 MONETARY GOLD, GOLD COINS	16	38 375	23 591
634 VENEERS, PLYWOOD, ETC.	151	50	31				
635 WOOD MANUFACTURES, NES	1 030	282	173	EXPORTS	4 661 465	4 704 045	2 924 134
641 PAPER AND PAPERBOARD	1 699	710	435	001 LIVE ANIMALS	5	90	57
642 PAPER, PAPERBOARD, CUT ETC	118	102	63	017 MEAT, OFFL. PRPDP, PRSVD, NES	90	165	99
651 TEXTILE YARN	897	219	141	022 MILK AND CREAM	8 282	2 748	1 724
652 COTTON FABRICS, WOVEN	114	67	41	024 CHEESE AND CURD	7 245	5 985	3 706
654 OTH. TEXTILE FABRIC, WOVEN	389	116	74	025 EGGS, BIRDS, YOLKS, ALBUMIN	100	100	64
658 TEXTILE ARTICLES NES	477	1 249	793	034 FISH, FRESH, CHILLED, FROZN	675	161	102
661 LIME, CEMENT, CONSTR. MATRL	998	356	229	037 FISH ETC. PREPD, PRSVD, NES	4 853	3 313	2 042
663 MINERAL MANUFACTURES, NES	873	919	568	046 MEAL, FLOUR OF WHEAT, MSLN	34 765	1 324	851
664 GLASS	2 931	2 332	1 423	048 CEREAL PREPARATIONS	7 936	3 449	2 161
665 GLASSWARE	113	479	300	049 VEGETABLES, PRPDP, NES	3 067	2 034	1 256
666 POTTERY	32	104	63	057 FRUIT, NUTS EXCL. OIL NUTS	304	187	114
667 PEARLS, PRECIOUS STONES	*	*	*	058 FRUIT, PRESERVED, PREPARED	491	290	176
671 PIG IRON, SPIEGELEISN, ETC	4 461	4 661	2 903	059 FRUIT, VEGETABLE JUICES	4 942	1 062	675
674 FLAT-ROLLED PLATED IRON	24 840	1 950	1 123	061 SUGARS, MOLASSES, HONEY	8 707	739	456
676 IRON, STL. BAR, SHAPES ETC.	982	110	70	062 SUGAR CONFECTIONERY	6 218	3 081	1 918
677 RAILWAY TRACK IRON, STEEL	39	54	32	071 COFFEE, COFFEE SUBSTITUTE	4 632	4 801	2 975
679 TUBES, PIPES, ETC. IRON, STL	37	92	55	072 COCOA	379	147	93
681 SILVER, PLATINUM, ETC.	1	458	291	073 CHOCOLATE, OTH. COCOA PREP	6 977	5 088	3 171
682 COPPER	310 952	105 511	64 942	074 TEA AND MATE	471	375	232
683 NICKEL	70 902	68 781	43 409	075 SPICES	920	940	576
684 ALUMINIUM	2 791	874	545	081 ANIMAL FEED STUFF	2 287	1 314	806
685 LEAD	30 050	3 133	1 852	081 MARGARINE AND SHORTENING	192	79	50
687 TIN	50	70	41	088 EDIBLE PROD. PREPRTNS, NES	7 016	4 309	2 665
691 METALLIC STRUCTURES NES	36	66	38	091 NON-ALCOHOL. BEVERAGE, NES	377	68	41
692 CONTAINERS, STORAGE, TRNSP	80	80	50	112 ALCOHOLIC BEVERAGES	14 699	4 269	2 672
694 NAILS, SCREWS, NUTS, ETC.	37	133	82	122 TOBACCO, MANUFACTURED	68	384	237
695 TOOLS	518	941	580	232 SYNTHETIC RUBBER, ETC.	4 229	1 025	629
697 HOUSEHOLD EQUIPMENT, NES	599	336	198	248 WOOD, SIMPLY WORKED	1 974	275	173
699 MANUFACT. BASE METAL, NES	7 310	4 920	3 093	251 PULP AND WASTE PAPER	10 684	1 826	1 145
712 STEAM TURBINES	36	408	246	266 SYNTHETIC FIBRES	19 259	8 012	4 916
713 INTRNL COMBUS PSTN ENGIN	30 480	25 434	15 834	267 OTHER MAN-MADE FIBRES	8 220	3 022	1 888
714 ENGINES, MOTORS NON-ELECT	216	28 224	17 825	268 WOOL, OTHER ANIMAL HAIR	572	703	440
716 ROTATING ELECTRIC PLANT	39	220	134	269 WORN CLOTHING, TEXTL. ARTL	127	57	36
718 OTH. POWER, GENRTRNG, MACHNRY	88	1 280	755	272 FERTILIZERS, CRUDE	2 153	139	87
721 AGRIC. MACHINES, EX. TRACTR	880	1 412	844	273 STONE, SAND AND GRAVEL	11 601	382	238
723 CIVIL ENGINEERING EQUIPT	1 237	646	411	278 OTHER CRUDE MINERALS	30 830	2 230	1 381
724 TEXTILE, LEATHER MACHINES	35	291	174	285 ALUMINIUM ORE, CONCTR. ETC	4 255	614	388
725 PAPER, PULP MILL MACHINES	75	173	108	288 NON-FERROUS WASTE, SCRAP	479	73	44
726 PRINTNG, BOOKBINDNG MACHS	43	193	122	291 CRUDE ANIMAL MATERLS. NES	89	209	134
727 FOOD-PROCESS. MCH. NON DOM	438	2 767	1 678				

7 IMPORTS AND EXPORTS (SPECIAL TRADE) BY COUNTRIES OF PRODUCTION AND CONSUMPTION AND BY GROUPS OF THE SITC-REV. III 1994

GROUP DESCRIPTION	DT = 100 KG	1 000 DM	1 000 \$	GROUP DESCRIPTION	DT = 100 KG	1 000 DM	1 000 \$
292 CRUDE VEG.MATERIALS, NES	3 162	4 159	2 567	741 HEATING, COOLING EQUIP. PART	9 546	34 676	21 453
322 BRIQUETTES, LIGNITE, PEAT	36 557	758	466	742 PUMPS FOR LIQUIDS, PARTS	12 016	57 324	35 434
334 PETROLEUM PRODUCTS	43 013	5 938	3 685	743 PUMPS NES, CENTRIFUGS ETC	23 835	90 781	56 432
335 RESIDUAL PETROL. PRODUCTS	5 161	801	491	744 MECHANICAL HANDLING EQUIP	42 887	63 327	39 488
422 FIXED VEG. FAT, OILS, OTHER	1 180	71	43	745 OTH. NONELEC MCH, TOOL, NES	22 390	108 562	67 795
431 ANIMAL, VEG. FATS, OILS, NES	3 574	1 100	632	746 BALL OR ROLLER BEARINGS	8 716	24 267	14 995
511 HYDROCARBONS, NES, DERIVTS	15 261	2 607	1 602	747 TAPS, COCKS, VALVES, ETC.	7 279	54 221	33 666
512 ALCOHOL, PHENOL, ETC. DERIV	123 954	18 749	11 535	748 TRANSMISSIONS SHAFTS ETC	19 795	49 538	30 833
513 CARBOXYLIC ACIDS, DERIVTS	63 666	23 564	14 570	749 NON-ELECT MACH. PARTS, ETC	4 382	22 761	14 098
514 NITROGEN-FUNCT. COMPOUNDS	32 384	16 983	10 433	751 OFFICE MACHINES	1 532	5 099	3 188
515 ORGANO-INDORGANIC COMPNDS	15 646	38 807	23 872	752 AUTOMAT. DATA PROC. EQUIP	1 435	25 267	15 761
516 OTHER ORGANIC CHEMICALS	13 437	15 177	9 505	759 PARTS, FOR OFFICE MACHINS	326	10 237	6 378
522 INORGANIC CHEM. ELEMENTS	109 554	22 782	14 164	761 TELEVISION RECEIVERS ETC	4 774	11 968	7 494
523 METAL. SALTS, INDRGAN. ACID	110 082	17 117	10 584	762 RADIO-BROADCAST RECEIVER	41	581	368
524 OTHER CHEMICAL COMPOUNDS	698	1 978	1 219	763 SOUND RECORDER, PHONOGRPH	453	3 113	1 949
525 RADIO-ACTIVE MATERIALS		593	368	764 TELECOMM. EQUIP. PARTS NES	3 352	151 049	96 149
531 SYNTH. COLOURS, LAKES, ETC.	26 904	44 431	27 413	771 ELECT POWER MACHNY. PARTS	5 762	22 146	13 794
532 DYEING, TANNING MATERIALS	7 322	2 204	1 368	772 ELEC. SWITCH, RELAY, CIRCUIT	22 817	132 363	81 920
533 PIGMENTS, PAINTS, ETC.	47 711	42 433	26 442	773 ELECTR DISTRIB. EQPT NES	7 752	16 533	10 227
541 MEDICINES, ETC. EXC. GRP542	7 018	62 939	38 880	774 ELECTRO-MEDCL. XRAY EQUIP	1 510	35 895	22 079
542 MEDICAMENTS	8 208	114 562	71 081	775 DOM. ELEC. NON-ELEC. EQUIPT	22 231	45 498	28 359
551 ESSNTL. OIL, PERFUME, FLAVR	1 962	4 742	2 934	776 TRANSISTORS, VALVES, ETC.	2 244	16 459	10 299
553 PERFUMERY, COSMETICS, ETC.	4 200	12 988	8 009	778 ELECTRIC MACH. APPART. NES	67 023	129 762	80 406
554 SOAP, CLEANERS, POLISH, ETC	43 556	18 508	11 473	781 PASS. MOTOR VEHCLS. EX. BUS	202 951	566 159	352 021
562 FERTILIZER, EXCEPT GRP272	342 821	8 835	5 560	782 GOODS, SPCL TRANSPORT VEH	45 202	66 348	41 663
571 POLYMERS OF ETHYLENE	64 226	7 223	4 498	783 ROAD MOTOR VEHICLES NES	2 368	3 973	2 456
572 POLYMERS OF STYRENE	10 196	2 594	1 593	784 PARTS, TRACTORS, MOTOR VEH	77 762	155 540	96 901
573 POLYMERS, VINYL CHLORIDE	25 585	5 414	3 349	785 CYCLES, MOTORCYCLES ETC.	2 153	10 673	6 572
574 POLYACETAL, POLYCARBONATE	34 260	13 855	8 494	786 TRAILERS, SEMI-TRAILR, ETC	29 203	18 747	11 685
575 OTH. PLASTIC, PRIMARY FORM	150 561	61 261	37 975	791 RAILWAY VEHICLES, EQUIPNT	2 811	17 383	10 530
579 PLASTIC WASTE, SCRAP ETC	968	65	42	792 AIRCRAFT, ASSOCTD. EQUIPNT	523	9 936	6 227
581 PLASTIC TUBE, PIPE, HOSE	4 148	12 421	7 726	793 SHIP, BOAT, FLOAT. STRUCTRS	149	1 141	715
582 PLASTIC PLATE, SHEETS, ETC	52 151	35 464	22 034	800 CPL IND PLANT CHAP 90/94	91	4 616	2 828
583 MONOFILAMENT OF PLASTICS	1 788	2 217	1 399	811 PREFABRICATED BUILDINGS	745	620	377
591 INSECTICIDES, ETC.	16 429	17 798	11 101	812 PLUMBING, SANITRY, EQPT. ETC	1 542	1 347	837
592 STARCHES, INULIN, ETC.	48 222	12 788	8 005	813 LIGHTING FIXTURES ETC. NES	4 079	13 967	8 655
593 EXPLOSIVES, PYROTECHNICS	106	579	366	821 FURNITURE, CUSHIONS, ETC.	8 689	12 863	8 013
597 PREPRO ADDITIVES, LIQUIDS	20 602	9 124	5 653	831 TRUNK, SUIT-CASES, BAG, ETC	265	1 750	1 087
598 MISC. CHEMICAL PRDTS. NES	90 288	55 390	34 198	841 MENS, BOYS CLOTHNG, X-KNIT	22	488	289
611 LEATHER	1 631	1 156	721	842 WOMEN, GIRL CLOTHING, XKNIT	411	10 487	6 536
612 MANUFACT. LEATHER ETC. NES	54	505	311	843 MENS, BOYS CLOTHING, KNIT	5	57	36
621 MATERIALS OF RUBBER	10 200	8 305	5 122	844 WOMEN, GIRLS CLOTHING, KNIT	19	405	247
625 RUBBER TYRES, TUBES, ETC.	16 514	11 696	7 270	845 OTHR. TEXTILE APPAREL, NES	148	2 730	1 699
629 ARTICLES OF RUBBER, NES	8 215	18 138	11 209	846 CLOTHING ACCESSRS, FABRIC	452	2 815	1 737
633 CORK MANUFACTURES	132	656	412	848 CLOTHING, NONTEXTL; HEADGEAR	142	1 072	675
634 VENEERS, PLYWOOD, ETC.	7 025	4 561	2 861	851 FOOTWEAR	968	6 239	3 890
635 WOOD MANUFACTURES, NES	1 191	852	522	871 OPTICAL INSTRUMENTS, NES	499	10 408	6 418
641 PAPER AND PAPERBOARD	806 723	154 652	96 294	872 MEDICAL INSTRUMENTS NES	2 164	42 289	26 361
642 PAPER, PAPERBOARD, CUT ETC	63 469	26 797	16 678	873 METERS, COUNTERS, NES	868	6 500	4 046
651 TEXTILE YARN	55 175	35 718	22 119	874 MEASURE, CONTROL INSTRMNT	7 507	115 939	71 887
652 COTTON FABRICS, WOVEN	1 205	4 278	2 647	881 PHOTOGRAPH APPAR. ETC. NES	1 034	14 193	8 732
653 FABRICS, MAN-MADE FIBRES	2 718	14 122	8 720	882 PHOTO. CINEMATOGRPH. SUPPL	35 625	49 363	30 664
654 OTH. TEXTILE FABRIC, WOVEN	839	5 027	3 112	884 OPTICAL GOODS NES	493	15 990	9 926
655 KNIT, CROCHET, FABRIC NES	666	2 446	1 498	885 WATCHES AND CLOCKS	1 254	11 110	6 902
656 TULLE, LACE, EMBROIDRY, ETC	781	2 235	1 381	891 ARMS AND AMMUNITION	206	1 423	884
657 SPECIAL YARN, TXTL. FABRIC	8 329	19 646	12 214	892 PRINTED MATTER	9 566	17 396	10 807
658 TEXTILE ARTICLES NES	887	3 226	2 016	893 ARTICLES, NES, OF PLASTICS	44 899	42 306	26 196
659 FLOOR COVERINGS, ETC.	780	1 354	842	894 BABY CARRIAGE, TOYS, GAMES	2 917	6 866	4 262
661 LIME, CEMENT, CONSTR. MATRL	86	80	52	895 OFFICE, STATIONERY SUPPLS	4 950	13 930	8 647
662 CLAY, REFRCT. CONSTR. MATRL	71 367	11 800	7 299	896 WORKS OF ART, ANTIQUE ETC	37	482	309
663 MINERAL MANUFACTURES, NES	29 101	20 298	12 576	897 GOLD, SILVERWARE, JEWEL NES	26	10 715	6 638
664 GLASS	90 065	15 493	9 597	898 MUSICAL INSTRUMENTS, ETC.	12 440	32 517	20 167
665 GLASSWARE	22 114	17 964	11 222	899 MISC MANUFCTRD GOODS NES	2 411	15 007	9 330
666 POTTERY	2 829	5 647	3 50F	941 COMPL IND PLANT CHAPT 99	9	863	552
667 PEARLS, PRECIOUS STONES				961 COIN NONGOLD NONCURRENT		392	232
671 PIG IRON, SPIEGELEISN, ETC	10 714	2 887	1 792	971 GOLD, NONMONTY EXCL ORES		121	121
672 INGOTS ETC. IRON OR STEEL	104 302	3 588	2 353	972 MONETARY GOLD, GOLD COINS	1	166	103
673 FLAT-ROLLED IRON ETC.	26 477	3 116	1 932				
674 FLAT-ROLLED PLATED IRON	24 179	3 331	2 025	PAPUA NEW G			
675 FLAT-ROLLED, ALLOY STEEL	131 036	35 908	22 414	IMPORTS	1 897 736	340 399	213 178
676 IRON, STL. BAR, SHAPES ETC.	24 934	7 258	4 437	071 COFFEE, COFFEE SUBSTITUTE	364 400	165 023	103 838
677 RAILWAY TRACK IRON, STEEL	553	172	106	072 COCOA	57 697	12 620	7 826
678 WIRE OF IRON OR STEEL	7 148	1 203	754	074 TEA AND MATE	952	382	243
679 TUBES, PIPES, ETC. IRON, STL	50 727	14 441	8 968	075 SPICES	494	239	143
681 SILVER, PLATINUM, ETC.	58	2 668	1 645	081 ANIMAL FEED STUFF	8 314	326	205
682 COPPER	25 640	18 054	11 188	223 OILSEED (OTH. FIX. VEG. OIL)	180 890	11 210	6 930
683 NICKEL	1 341	3 037	1 878	231 NATURAL RUBBER, ETC.	24 982	3 994	2 459
684 ALUMINIUM	41 912	30 913	19 136	248 WOOD, SIMPLY WORKED	1 091	304	193
685 LEAD	2 196	247	150	283 COPPER ORES, CONCENTRATES	1 208 400	141 887	88 600
686 ZINC	2 362	895	553	291 CRUDE ANIMAL MATERLS. NES	4	81	51
689 MISC. NON-FERR. BASE METAL	12 264	4 602	2 844	422 FIXED VEG. FAT, OILS, OTHER	48 572	3 692	2 334
691 METALLIC STRUCTURES NES	6 671	7 648	4 789	598 MISC. CHEMICAL PRDTS. NES	120	60	38
692 CONTAINERS, STORAGE, TRNSP	3 049	3 026	1 904	792 AIRCRAFT, ASSOCTD. EQUIPNT	2	59	37
693 WIRE PRODUCTS EXCL. ELECT	3 631	1 814	1 119	896 WORKS OF ART, ANTIQUE ETC	4	86	52
694 NAILS, SCREWS, NUTS, ETC.	6 586	8 577	5 346	EXPORTS	50 545	28 273	17 083
695 TOOLS	7 558	32 530	20 245	278 OTHER CRUDE MINERALS	30 622	827	512
696 CUTLERY	1 103	7 338	4 557	522 INORGANIC CHEM. ELEMENTS	1 040	55	32
697 HOUSEHOLD EQUIPMENT, NES	3 084	5 345	3 350	523 METAL. SALTS, INDRGAN. ACID	182	50	33
699 MANUFACT. BASE METAL, NES	66 085	82 155	50 852	533 PIGMENTS, PAINTS, ETC.	100	73	42
700 CPL IND PLANT (84/85/87)	1 160	12 359	7 675	542 MEDICAMENTS	131	1 222	727
711 STEAM GENER. BOILERS, ETC.	124	282	171	581 PLASTIC TUBE, PIPE, HOSE	45	467	296
712 STEAM TURBINES	61	2 707	1 704	582 PLASTIC PLATE, SHEETS, ETC	102	127	77
713 INTRNL COMBUS PSTN ENGIN	20 834	98 616	61 241	592 STARCHES, INULIN, ETC.	836	84	53
714 ENGINES, MOTORS NON-ELECT	235	35 403	22 047	629 ARTICLES OF RUBBER, NES	15	90	56
716 ROTATING ELECTRIC PLANT	13 182	34 950	21 844	641 PAPER AND PAPERBOARD	5 418	1 038	647
718 OTH. POWR. GENRTRNG. MACHNRY	1 245	7 137	4 416	665 GLASSWARE	75	48	30
721 AGRIC. MACHINES, EX. TRACTR	13 945	20 979	13 075	695 TOOLS	32	102	68
722 TRACTORS	52 991	58 528	36 299	699 MANUFACT. BASE METAL, NES	70	102	60
723 CIVIL ENGINEERING EQUIPT	68 824	96 722	59 631	713 INTRNL COMBUS PSTN ENGIN	16	74	47
724 TEXTILE, LEATHER MACHINES	15 537	66 686	41 445	716 ROTATING ELECTRIC PLANT	270	88	52
725 PAPER, PULP MILL MACHINES	12 206	51 791	31 569	718 OTH. POWR. GENRTRNG. MACHNRY	8	80	51
726 PRINTING, BOOKBINDING MACHS	25 460	134 945	84 607	723 CIVIL ENGINEERING EQUIPT	6 106	10 698	6 322
727 FOOD-PROCESS. MCH. NON DOM	3 145	15 128	9 459	727 FOOD-PROCESS. MCH. NON DOM	50	244	147
728 OTH. MACH. PTS, SPCL INDUSTR	40 515	110 980	69 211	728 OTH. MACH. PTS, SPCL INDUSTR	217	868	519
731 METAL REMOVAL WORK TOOLS	8 287	20 887	13 141				
733 MACH-TOOLS, METAL-WORKING	3 217	13 823	8 538				
735 PARTS, NES, FOR MACH-TOOLS	2 821	7 363	4 591				
737 METALWORKING MACHNRY NES	2 365	10 452	6 510				

7 IMPORTS AND EXPORTS (SPECIAL TRADE) BY COUNTRIES OF PRODUCTION AND CONSUMPTION AND BY GROUPS OF THE SITC-REV. III 1994

GROUP DESCRIPTION	DT = 100 KG	1 000 DM	1 000 \$	GROUP DESCRIPTION	DT = 100 KG	1 000 DM	1 000 \$
735 PARTS, NES, FOR MACH-TOOLS	2	81	49	664 GLASS	27	104	63
741 HEATING, COOLING EQUIP, PART	22	155	98	667 PEARLS, PRECIOUS STONES	*	*	*
743 PUMPS NES, CENTRIFUGS ETC	9	59	34	682 COPPER	233	205	139
744 MECHANICAL HANDLING EQUIP	326	544	316	684 ALUMINIUM	37	91	56
745 OTH. NONELEC MCH, TOOL, NES	275	1 791	1 096	691 METALLIC STRUCTURES NES	93	82	54
748 TRANSMISSIONS SHAFTS ETC	13	143	87	695 TOOLS	8	75	45
749 NON-ELECT MACH. PARTS, ETC	12	67	40	699 MANUFACT. BASE METAL, NES	882	488	295
751 OFFICE MACHINES	13	51	34	716 ROTATING ELECTRIC PLANT	24	70	41
752 AUTOMATIC DATA PROC. EQUIP	2	128	73	718 OTH. POWER GENERATING MACHINRY	31	222	138
764 TELECOMM. EQUIP. PARTS NES	37	1 272	778	721 AGRIC. MACHINES, EX. TRACTR	2 147	3 375	2 068
772 ELEC. SWITCH, RELAY, CIRCUIT	5	94	57	724 TEXTILE, LEATHER MACHINES	49	106	64
778 ELECTRIC MACH. APPART. NES	22	78	49	725 PAPER, PULP MILL MACHINES	125	214	136
781 PASS. MOTOR VEHICLES, EX. BUS	390	1 489	930	726 PRINTING, BOOKBINDING MACHS	171	76	48
784 PARTS, TRACTORS, MOTOR VEH	375	444	276	727 FOOD-PROCESS. MCH. NON DOM	3	57	34
786 TRAILERS, SEMI-TRAILER, ETC	973	827	517	733 MACH-TOOLS, METAL-WORKING	73	207	127
792 AIRCRAFT, ASSOC'D. EQUIPNT	4	689	417	741 HEATING, COOLING EQUIP, PART	32	161	98
813 LIGHTING FIXTURES ETC. NES	106	102	63	743 PUMPS NES, CENTRIFUGS ETC	41	258	162
821 FURNITURE, CUSHIONS, ETC.	203	87	55	744 MECHANICAL HANDLING EQUIP	187	412	254
851 FOOTWEAR	66	186	120	745 OTH. NONELEC MCH, TOOL, NES	66	541	328
872 MEDICAL INSTRUMENTS NES	3	70	42	747 TAPS, COCKS, VALVES, ETC.	24	120	74
874 MEASURE, CONTROL INSTRMNT	24	470	295	748 TRANSMISSIONS SHAFTS ETC	64	98	57
892 PRINTED MATTER	95	159	91	749 NON-ELECT MACH. PARTS, ETC	43	535	328
893 ARTICLES, NES, OF PLASTICS	30	99	61	752 AUTOMATIC DATA PROC. EQUIP	3	173	105
896 WORKS OF ART, ANTIQUE ETC	184	184	114	759 PARTS, FOR OFFICE MACHINS	1	190	121
AUST OCEANIA				764 TELECOMM. EQUIP. PARTS NES	131	2 241	1 354
IMPORTS		338	214	771 ELECT POWER MACHINRY PARTS	466	4 027	2 515
054 VEGETABLES	1 031	117	72	772 ELEC. SWITCH, RELAY, CIRCUIT	92	2 322	1 449
712 STEAM TURBINES	18	160	105	773 ELECTR DISTRIB. EQPT NES	969	416	249
EXPORTS	7 694	4 171	2 568	774 ELECTRO-MEDCL, XRAY EQUIP	2	61	37
553 PERFUMERY, COSMETICS, ETC.	8	76	48	775 DOM. ELEC, NON-ELEC. EQUIPT	4	59	34
635 WOOD MANUFACTURES, NES	234	133	81	776 TRANSISTORS, VALVES, ETC.	15	170	101
641 PAPER AND PAPERBOARD	2 155	280	170	778 ELECTRIC MACH. APPART. NES	449	2 067	1 262
659 FLOOR COVERINGS, ETC.	582	311	187	781 PASS. MOTOR VEHICLES, EX. BUS	92	94	56
696 CUTLERY	8	85	52	784 PARTS, TRACTORS, MOTOR VEH	576	291	182
712 STEAM TURBINES	9	206	131	785 CYCLES, MOTORCYCLES ETC.	74	283	174
743 PUMPS NES, CENTRIFUGS ETC	23	53	35	793 SHIP, BOAT, FLOAT STRUCTRS	150	1 062	645
759 PARTS, FOR OFFICE MACHINS	7	58	38	813 LIGHTING FIXTURES ETC. NES	8	64	40
842 WOMEN, GIRL CLOTHING, XKNIT	60	80	35	821 FURNITURE, CUSHIONS, ETC.	101	187	117
851 FOOTWEAR	9	113	71	831 TRUNK, SUIT-CASES, BAG, ETC	155	990	601
872 MEDICAL INSTRUMENTS NES	9	55	35	841 MENS, BOYS CLOTHING, X-KNIT	54	385	238
893 ARTICLES, NES, OF PLASTICS	3 912	2 168	1 331	842 WOMEN, GIRL CLOTHING, KNIT	18	132	83
NAURU				843 MENS, BOYS CLOTHING, KNIT	8	55	35
IMPORTS	103	140	83	845 OTHR. TEXTILE APPAREL, NES	89	778	488
727 FOOD-PROCESS. MCH. NON DOM	20	104	63	848 CLOTHING, NONTEXTL; HEADGEAR	545	993	585
EXPORTS	1 630	560	347	851 FOOTWEAR	9	71	45
NEW ZEALAND				872 MEDICAL INSTRUMENTS NES	110	1 886	1 165
IMPORTS	1 713 672	638 754	396 107	873 METERS, COUNTERS, NES	20	290	184
001 LIVE ANIMALS	15	287	170	874 MEASURE, CONTROL INSTRMNT	97	1 388	830
011 BOVINE MEAT	1 702	2 589	1 613	881 PHOTOGRAPH APPAR. ETC. NES	2	182	112
012 OTHER MEAT, MEAT OFFAL	317 864	208 101	128 469	882 PHOTO. CINEMATOGRPH. SUPPL	116	582	357
017 MEAT, OFFL. PRPD, PRSVD, NES	247	151	89	892 PRINTED MATTER	347	301	182
022 MILK AND CREAM	577	376	232	893 ARTICLES, NES, OF PLASTICS	362	838	511
024 CHEESE AND CURD	17 723	5 007	3 090	894 BABY CARRIAGE, TOYS, GAMES	88	238	146
034 FISH, FRESH, CHILLED, FROZN	6 701	3 906	2 397	896 WORKS OF ART, ANTIQUE ETC	14	436	269
036 CRUSTACEANS, MOLLUSCS ETC	4 526	2 527	1 569	897 GOLD, SILVERWARE, JEWEL NES	5	455	279
037 FISH ETC. PRPD, PRSVD. NES	227	132	82	898 MUSICAL INSTRUMENTS, ETC.	4	239	147
054 VEGETABLES	287 986	21 854	13 245	899 MISC MANUFCTRD GOODS NES	14	560	352
056 VEGETABLES, PRPD, PRSVD, NES	1 166	138	90	024 CHEESE AND CURD	386	436	275
057 FRUIT, NUTS EXCL. OIL NUTS	712 218	152 876	96 632	025 EGGS, BIRDS, YOLKS, ALBUMIN	439	67	41
058 FRUIT, PRESERVED, PREPARED	8 324	1 937	1 199	037 FISH ETC. PRPD, PRSVD. NES	11	73	46
059 FRUIT, VEGETABLE JUICES	1 166	284	177	047 OTHER CEREAL MEAL, FLOURS	457	66	41
061 SUGARS, MOLASSES, HONEY	6 548	1 827	1 135	048 CEREAL PREPARATIONS	484	211	135
081 ANIMAL FEED STUFF	126	60	37	056 VEGETABLES, PRPD, PRSVD, NES	478	448	288
098 EDIBLE PROD. PREPRTNS, NES	34	50	32	062 SUGAR CONFECTIONERY	402	201	119
111 NON-ALCOHOL. BEVERAGE, NES	205	52	33	071 COFFEE, COFFEE SUBSTITUTE	1 318	972	596
112 ALCOHOLIC BEVERAGES	190	188	110	073 CHOCOLATE, OTH. COCOA PREP	737	668	419
211 HIDES, SKINS (EX. FURS), RAW	1 295	798	493	075 SPICES	113	92	54
212 FURSKINS, RAW	47	296	182	081 ANIMAL FEED STUFF	524	215	134
222 OILSEED (SFT. FIX VEG. OIL)	1 484	185	117	098 EDIBLE PROD. PREPRTNS, NES	1 300	1 294	803
223 OILSEED (OTH. FIX. VEG. OIL)	643	133	84	111 NON-ALCOHOL. BEVERAGE, NES	580	260	160
268 WOOL, OTHER ANIMAL HAIR	96 057	54 328	33 317	112 ALCOHOLIC BEVERAGES	3 546	1 311	810
288 NON-FERROUS WASTE, SCRAP	1 064	258	164	232 SYNTHETIC RUBBER, ETC.	249	86	51
291 CRUDE ANIMAL MATERIALS, NES	42 318	30 619	19 001	251 PULP AND WASTE PAPER	329	64	41
292 CRUDE VEG. MATERIALS, NES	23 062	9 131	5 674	266 SYNTHETIC FIBRES	1 830	850	542
411 ANIMAL OILS AND FATS	9 109	1 487	908	267 OTHER MAN-MADE FIBRES	1 512	471	293
431 ANIMAL, VEG. FATS, OILS, NES	270	178	109	273 STONE, SAND AND GRAVEL	4 703	80	50
511 HYDROCARBONS, NES, DERIVTS	1 295	524	328	278 OTHER CRUDE MINERALS	37 215	717	435
512 ALCOHOL, PHENOL, ETC. DERIV	9	164	101	282 CRUDE VEG. MATERIALS, NES	749	978	609
513 CARBOXYLIC ACIDS, DERIVTS	47	257	153	334 PETROLEUM PRODUCTS	6 422	831	509
516 OTHER ORGANIC CHEMICALS	114	165	107	431 ANIMAL, VEG. FATS, OILS, NES	1 072	204	126
541 MEDICINES, ETC. EXC. GRP542	316	1 565	975	511 HYDROCARBONS, NES, DERIVTS	3 432	373	235
542 MEDICAMENTS	129	136	83	512 ALCOHOL, PHENOL, ETC. DERIV	1 981	565	352
553 PERFUMERY, COSMETICS, ETC.	53	118	75	513 CARBOXYLIC ACIDS, DERIVTS	8 302	1 852	1 153
554 SOAP, CLEANERS, POLISH, ETC	44	58	36	514 NITROGEN-FUNCT. COMPOUNDS	6 689	2 750	1 675
575 OTH. PLASTIC, PRIMARY FORM	112	634	380	515 ORGANIC-INORGANIC COMPNDS	2 038	2 511	1 564
582 PLASTIC PLATE, SHEETS, ETC	102	75	47	516 OTHER ORGANIC CHEMICALS	1 428	1 356	841
592 STARCHES, INULIN, ETC.	156 229	91 513	56 435	522 INORGANIC CHEM. ELEMENTS	14 836	4 439	2 776
611 LEATHER	71	373	232	523 METAL. SALTS, INORGAN. ACID	20 819	1 372	846
613 FURSKINS, TANNED, DRESSED	773	3 029	1 888	524 OTHER CHEMICAL COMPOUNDS	506	237	149
621 MATERIALS OF RUBBER	64	83	51	531 SYNTH. COLOURS, LAKES, ETC.	4 304	9 472	5 878
625 RUBBER TYRES, TUBES, ETC.	56	112	71	532 DYEING, TANNING MATERIALS	8 739	1 660	1 028
629 ARTICLES OF RUBBER, NES	102	455	279	533 PIGMENTS, PAINTS, ETC.	10 584	8 508	5 365
635 WOOD MANUFACTURES, NES	32	81	52	541 MEDICINES, ETC. EXC. GRP542	1 185	9 830	6 082
651 TEXTILE YARN	138	95	59	542 MEDICAMENTS	3 798	15 225	9 429
658 TEXTILE ARTICLES NES	43	373	227	551 ESSENT. OIL, PERFUME, FLAVR	250	552	344
				553 PERFUMERY, COSMETICS, ETC.	513	1 114	674
				554 SOAP, CLEANERS, POLISH, ETC	24 005	5 835	3 620
				562 FERTILIZER, EXCEPT GRP272	228 757	3 355	2 062
				571 POLYMERS OF ETHYLENE	7 918	859	533
				572 POLYMERS OF STYRENE	16 265	2 841	1 769
				573 POLYMERS, VINYL CHLORIDE	3 678	1 055	662
				574 POLYACETAL, POLYCARBONATE	12 260	4 909	3 072
				575 OTH. PLASTIC, PRIMARY FORM	16 885	10 089	6 256
				581 PLASTIC TUBE, PIPE, HOSE	461	1 775	1 104
				582 PLASTIC PLATE, SHEETS, ETC	17 218	10 698	6 620

7 IMPORTS AND EXPORTS (SPECIAL TRADE) BY COUNTRIES OF PRODUCTION AND CONSUMPTION AND BY GROUPS OF THE SITC-REV. III 1994

GROUP DESCRIPTION	DT = 100 KG	1 000 DM	1 000 \$	GROUP DESCRIPTION	DT = 100 KG	1 000 DM	1 000 \$
583 MONOFILAMENT OF PLASTICS	1 599	1 337	820	844 WOMEN,GIRLS CLOTHNG.KNIT	8	97	57
591 INSECTICIDES, ETC.	5 515	6 938	4 302	845 OTHR.TEXTILE APPAREL,NES	27	343	214
592 STARCHES,INULIN,ETC.	3 251	1 047	644	846 CLOTHING ACCESSRS,FABRIC	126	639	396
593 EXPLOSIVES,PYROTECHNICS	44	190	123	848 CLOTHING,NONXTL;HEADGEAR	21	161	93
597 PREPRD ADDITIVES,LIQUIDS	5 482	2 009	1 245	851 FOOTWEAR	147	904	564
598 MISC.CHEMICAL PRDTS,NES	24 305	10 690	6 616	871 OPTICAL INSTRUMENTS,NES	18	765	461
611 LEATHER	75	54	31	872 MEDICAL INSTRUMENTS NES	171	3 857	2 381
612 MANUFACT.LEATHER ETC.NES	14	141	89	873 METERS,COUNTERS,NES	126	395	244
613 FURSKINS,TANNED,DRESSED	35	338	216	874 MEASURE,CONTROL INSTRMNT	683	11 586	7 169
621 MATERIALS OF RUBBER	1 092	819	496	881 PHOTOGRAPH APPAR.ETC.NES	216	2 742	1 684
625 RUBBER TYRES,TUBES,ETC.	2 137	1 692	1 053	882 PHOTO.CINEMATOGPRH.SUPPL	5 296	14 726	8 931
629 ARTICLES OF RUBBER,NES	671	2 234	1 387	884 OPTICAL GOODS NES	10	2 379	1 463
633 CRK MANUFACTURES	86	518	325	885 WATCHES AND CLOCKS	306	2 845	1 750
634 VENEERS, PLYWOOD, ETC.	1 588	606	380	891 ARMS AND AMMUNITION	29	264	161
635 WOOD MANUFACTURES, NES	582	290	170	892 PRINTED MATTER	1 577	2 998	1 843
641 PAPER AND PAPERBOARD	200 819	38 942	24 271	893 ARTICLES,NES,OF PLASTICS	5 923	5 690	3 499
642 PAPER,PAPERBOARD,CUT ETC	18 348	5 450	3 400	894 BABY CARRIAGE,TOYS,GAMES	566	1 911	1 188
651 TEXTILE YARN	1 386	2 786	1 733	895 OFFICE,STATIONERY SUPPLS	637	2 140	1 334
652 COTTON FABRICS, WOVEN	567	2 067	1 290	896 WORKS OF ART,ANTIQUE ETC		71	45
653 FABRICS,MAN-MADE FIBRES	1 574	6 768	4 201	897 GOLD,SILVERWARE, JEWEL NES		426	266
654 OTH.TEXTILE FABRIC,WOVEN	524	1 703	1 056	898 MUSICAL INSTRUMENTS,ETC.	960	3 881	2 416
655 KNIT,CROCHET,FABRIC NES	669	2 347	1 477	899 MISC MANUFCTRD GOODS NES	158	843	525
656 TULLÉ,LACE,EMBROIDRY,ETC	41	166	106				
657 SPECIAL YARN,XTL,FABRIC	4 326	5 020	3 142	SOLOMON IS			
658 TEXTILE ARTICLES NES	40	223	142				
659 FLOOR COVERINGS, ETC.	5 743	1 117	72	IMPORTS	52 278	5 599	3 491
662 CLAY,REFRCT.CONSTR.MATRL	5 753	1 049	645				
663 MINERAL MANUFACTURES,NES	2 993	2 892	1 584	072 COCOA	6 063	1 306	811
664 GLASS	10 612	1 969	1 206	422 FIXED VEG.FAT,OILS,OTHER	46 176	4 162	2 596
665 GLASSWARE	15 953	3 023	1 877	961 COIN NONGOLD NONCURRENT	2	85	56
666 POTTERY	582	1 057	657				
667 PEARLS,PRECIOUS STONES	771	206	129	EXPORTS	2 188	973	592
671 PIG IRON,SPIEGELEISN,ETC	194	62	38				
672 INGOTS ETC.IRON OR STEEL	582	73	47	054 VEGETABLES	50	59	38
673 FLAT-ROLLED IRON ETC.	2 538	371	234	652 COTTON FABRICS, WOVEN	5	137	81
674 FLAT-ROLLED PLATED IRON	5 624	1 477	899	892 PRINTED MATTER	30	137	85
675 FLAT-ROLLED, ALLOY STEEL	7 184	2 199	1 359				
676 IRON,STL.BAR,SHAPES ETC.	1 934	684	427	TUVALU			
678 WIRE OF IRON OR STEEL	2 667	916	572	IMPORTS	189	134	80
679 TUBES,PIPES,ETC.IRON,STL	6	260	159				
681 SILVER,PLATINUM,ETC.	6 781	4 492	2 795	896 WORKS OF ART,ANTIQUE ETC		110	65
682 COPPER	51	86	53				
683 NICKEL	6 707	4 119	2 516	EXPORTS	417	369	232
684 ALUMINIUM	285	117	75				
686 ZINC	295	104	64				
689 MISC.NON-FERR.BASE METAL	666	516	323	NEW CALEDON			
691 METALLIC STRUCTURES NES	67	85	54				
692 CONTAINERS,STORAGE,TRNSP	353	356	221	IMPORTS	328 400	106 682	65 653
693 WIRE PRODUCTS EXCL.ELECT	631	729	445				
694 NAILS,SCREWS,NUTS,ETC.	1 589	4 749	2 946	671 PIG IRON,SPIEGELEISN,ETC	327 771	106 522	65 553
695 TOOLS	228	1 595	992				
696 CUTLERY	527	1 061	662	EXPORTS	28 031	32 792	20 087
697 HOUSEHOLD EQUIPMENT,NES	8 975	8 147	5 046				
699 MANUFACTS.BASE METAL,NES	14	155	96	022 MILK AND CREAM	315	150	97
711 STEAM GENER.BOILERS,ETC.	1	109	67	061 SUGARS,MOLASSES,HONEY	3 207	154	97
712 STEAM TURBINES	788	4 092	2 536	071 COFFEE,COFFEE SUBSTITUTE	152	62	37
713 INTRNL COMBUS PSTN ENGIN	1 295	2 592	1 604	098 EDIBLE PRD.PREPRDTS,NES	88	58	37
716 ROTATING ELECTRIC PLANT	76	330	209	533 PIGMENTS, PAINTS, ETC.	205	67	43
718 OTH.POWR.GENRTNG.MACHNRY	7 959	11 361	7 049	582 PLASTIC PLATE,SHEETS,ETC	239	185	114
721 AGRIC.MACHINES,EX.TRACTR	18 293	18 520	11 287	598 MISC.CHEMICAL PRDTS,NES	451	101	63
722 TRACTORS	6 628	7 679	4 762	613 FURSKINS,TANNED,DRESSED	2	78	50
723 CIVIL ENGINEERING EQUIPT	1 593	8 011	4 951	621 MATERIALS OF RUBBER	135	107	70
724 TEXTILE,LEATHER MACHINES	784	3 144	1 925	625 RUBBER TYRES,TUBES,ETC.	343	260	157
725 PAPER,PULP MILL MACHINES	6 588	33 094	20 897	629 ARTICLES OF RUBBER, NES	80	191	116
726 PRINTNG,BOOKBINDNG MACHS	314	3 694	2 291	634 VENEERS, PLYWOOD, ETC.	399	122	79
727 FOOD-PROCESS.MCH.NON DOM	13 887	38 997	23 554	641 PAPER AND PAPERBOARD	3 004	635	396
728 OTH.MACH,PTS,SPCL INDUST	973	2 846	1 792	642 PAPER,PAPERBOARD,CUT ETC	987	467	295
731 METAL REMOVAL WORK TOOLS	648	3 043	1 868	651 TEXTILE YARN	22	66	41
733 MACH-TOOLS,METAL-WORKING	67	734	454	652 COTTON FABRICS, WOVEN	38	77	48
735 PARTS,NES, FOR MACH-TOOLS	632	2 427	1 481	653 FABRICS,MAN-MADE FIBRES	24	58	35
737 METALWORKING MACHNRY NES	1 699	5 864	3 569	662 CLAY,REFRCT.CONSTR.MATRL	513	145	88
741 HEATING,COOLNG EQUIP,PART	2 843	6 041	3 725	663 MINERAL MANUFACTURES,NES	114	145	86
742 PUMPS FOR LIQUIDS,PARTS	3 576	16 319	10 009	664 GLASS	750	90	54
743 PUMPS NES,CENTRIFUGS ETC	6 277	9 595	6 099	665 GLASSWARE	1 556	236	152
744 MECHANICAL HANDLING EQUIP	2 272	14 259	8 842	684 ALUMINIUM	29	71	42
745 OTH.NONELEC MCH,TOOL,NES	126	291	177	691 METALLIC STRUCTURES NES	138	112	67
746 BALL OR ROLLER BEARINGS	1 498	7 433	4 619	695 TOOLS	55	138	80
747 TAPS,COCKS,VALVES,ETC.	2 147	4 292	2 660	696 CUTLERY	6	45	31
748 TRANSMISSIONS SHAFTS ETC	597	2 431	1 502	699 MANUFACTS.BASE METAL,NES	239	431	263
749 NON-ELECT MACH.PARTS,ETC	520	1 699	1 059	713 INTRNL COMBUS PSTN ENGIN	16	81	49
751 OFFICE MACHINES	314	4 331	2 672	718 OTH.POWR.GENRTNG.MACHNRY	4	51	30
752 AUTOMATC.DATA PROC.EQUIP	21	823	513	721 AGRIC.MACHINES,EX.TRACTR	113	134	84
759 PARTS,FOR OFFICE MACHINS	44	116	73	723 CIVIL ENGINEERING EQUIPT	101	158	94
761 TELEVISION RECEIVERS ETC	17	220	140	725 PAPER,PULP MILL MACHINES	16	74	45
762 RADIO-BROADCAST RECEIVER	142	707	445	727 FOOD-PROCESS.MCH.NON DOM	5	57	33
763 SOUND RECORDER,PHONOGRPH	203	6 454	4 080	728 OTH.MACH,PTS,SPCL INDUST	128	510	300
764 TELECOMM.EQUIP,PARTS NES	191	1 625	992	741 HEATING,COOLNG EQUIP,PART	95	327	205
771 ELECT.POWER MACHNY,PARTS	2 102	11 731	7 252	742 PUMPS FOR LIQUIDS,PARTS	18	64	37
772 ELEC.SWITCH.RELAY.CIRCUIT	432	3 945	598	743 PUMPS NES,CENTRIFUGS ETC	114	676	405
773 ELECTR.DISTRIB.EQPT NES	133	3 989	2 402	744 MECHANICAL HANDLING EQUIP	17	84	53
774 ELECTRO-MEDCL,XRAY EQUIP	5 540	11 414	7 046	745 OTH.NONELEC MCH,TOOL,NES	90	381	238
775 DOM.ELEC,NON-ELEC.EQUIPT	1	262	157	747 TAPS,COCKS,VALVES,ETC.	32	263	158
776 TRANSISTORS,VALVES,ETC.	10 989	15 298	9 521	749 NON-ELECT MACH.PARTS,ETC	20	83	53
778 ELECTRIC.MACH.APPART,NES	26 105	81 207	50 406	751 OFFICE MACHINES	38	182	116
781 PASS.MOTOR VEHCLS,EX.BUS	10 427	14 304	8 987	752 AUTOMATC.DATA PROC.EQUIP	3	64	37
782 GOODS,SPCL TRANSPORT VEH	1 082	1 917	1 203	764 TELECOMM.EQUIP.PARTS NES	33	129	77
783 ROAD MOTOR VEHICLES NES	6 556	16 080	10 010	773 ELECTR.DISTRIB.EQPT NES	11	118	68
784 PARTS,TRACTORS,MOTOR VEH	498	1 631	1 009	774 ELECTRO-MEDCL,XRAY EQUIP	5	116	74
785 CYCLES,MOTORCYCLES ETC.	2 085	2 007	1 247	775 DOM.ELEC,NON-ELEC.EQUIPT	98	148	94
786 TRAILERS,SEMI-TRAILR,ETC	38	1 241	815	778 ELECTRIC.MACH.APPART,NES	65	423	256
792 AIRCRAFT,ASSOCTD.EQUIPNT	27	218	138	781 PASS.MOTOR VEHCLS,EX.BUS	8 348	18 078	11 085
793 SHIP,BDFT,FLQAT,STRUCTRS	214	177	111	782 GOODS,SPCL TRANSPORT VEH	1 439	2 273	1 400
812 PLUMBNG,SANITRY,EQPT,ETC	264	1 488	921	784 PARTS,TRACTORS,MOTOR VEH	312	935	561
813 LIGHTNG FIXTURES ETC,NES	1 410	1 655	1 016	785 CYCLES,MOTORCYCLES ETC.	4	72	43
821 FURNITURE,CUSHIONS,ETC.	27	164	101	821 FURNITURE,CUSHIONS,ETC.	56	61	37
831 TRUNK,SUIT-CASES,BAG,ETC	21	268	165	841 MENS,BOYS CLOTHNG,X-KNIT	6	52	31
841 MENS,BOYS CLOTHNG,X-KNIT	1	305	179	871 OPTICAL INSTRUMENTS,NES	64	64	40
842 WOMEN,GIRL CLOTHNG,XKNIT							

7 IMPORTS AND EXPORTS (SPECIAL TRADE) BY COUNTRIES OF PRODUCTION AND CONSUMPTION AND BY GROUPS OF THE SITC-REV. III 1994

GROUP DESCRIPTION	DT = 100 KG	1 000 DM	1 000 \$	GROUP DESCRIPTION	DT = 100 KG	1 000 DM	1 000 \$
724 TEXTILE, LEATHER MACHINES	13	67	41	874 MEASURE, CONTROL INSTRMNT	1	105	66
725 PAPER, PULP MILL MACHINES	8	51	31	882 PHOTO. CINEMATOPHR. SUPPL	10	50	31
728 OTH. MACH. PTS, SPCL INDUSTRY	253	983	635	884 OPTICAL GOODS NES		607	384
741 HEATING, COOLING EQUIP, PART	2	48	31	885 WATCHES AND CLOCKS	7	4 602	2 883
742 PUMPS FOR LIQUIDS, PARTS	16	102	63	893 ARTICLES, NES, OF PLASTICS	119	74	45
743 PUMPS NES, CENTRIFUGS ETC	105	636	391	894 BABY CARRIAGE, TOYS, GAMES	106	338	587
744 MECHANICAL HANDLING EQUIP	35	57	34	895 OFFICE, STATIONERY SUPPLS	9	972	613
745 OTH. NONELEC MCH, TOOL, NES	72	379	233	897 GOLD, SILVERWARE, JEWEL NES		818	513
747 TAPS, COCKS, VALVES, ETC.	24	98	56	898 MUSICAL INSTRUMENTS, ETC.	4	61	39
749 NON-ELECT MACH. PARTS, ETC	9	57	39	899 MISC MANUFCTRD GOODS NES	8	496	307
751 OFFICE MACHINES	21	148	92				
772 ELEC. SWITCH, RELAY, CIRCUIT	1	60	33	UNID COUNTR			
774 ELECTRO-MEDCL, XRAY EQUIP	5	155	98				
775 DOM. ELEC, NON-ELEC. EQUIPT	75	101	65	IMPORTS	7 658	2 795	1 656
778 ELECTRIC, MACH. APPART. NES	1 950	1 364	839				
781 PASS. MOTOR VEHCLS. EX. BUS	3 023	6 655	4 099	057 FRUIT, NUTS EXCL. OIL NUTS	452	184	109
782 GOODS, SPCL TRANSPORT VEH	1 317	2 060	1 273	059 FRUIT, VEGETABLE JUICES	3 176	341	217
783 ROAD MOTOR VEHICLES NES	85	152	98	071 COFFEE, COFFEE SUBSTITUTE	663	193	115
784 PARTS, TRACTORS, MOTOR VEH	354	1 288	776	512 ALCOHOL, PHENOL, ETC. DERIV	1 966	127	73
792 AIRCRAFT, ASSOC'D. EQUIPNT		412	264	625 RUBBER TYRES, TUBES, ETC.	52	122	71
831 TRUNK, SUIT-CASES, BAG, ETC	6	73	46	629 ARTICLES OF RUBBER, NES	110	127	75
872 MEDICAL INSTRUMENTS NES	4	122	77	656 TULLE, LACE, EMBROIDRY, ETC	46	57	33
874 MEASURE, CONTROL INSTRMNT	5	72	40	752 AUTOMATC. DATA PROC. EQUIP	2	55	30
881 PHOTOGRAPH APPAR. ETC. NES	4	50	33	772 ELEC. SWITCH, RELAY, CIRCUIT	41	177	104
882 PHOTO. CINEMATOPHR. SUPPL	51	73	44	776 TRANSISTORS, VALVES, ETC.	4	486	279
885 WATCHES AND CLOCKS	1	192	121				
893 ARTICLES, NES, OF PLASTICS	345	264	161	EXPORTS	702 209	190 254	115 337
894 BABY CARRIAGE, TOYS, GAMES	40	73	47				
895 OFFICE, STATIONERY SUPPLS	50	198	121	001 LIVE ANIMALS	43	152	93
897 GOLD, SILVERWARE, JEWEL NES		568	354	011 BOVINE MEAT	162	73	43
898 MUSICAL INSTRUMENTS, ETC.	4	79	48	012 OTHER MEAT, MEAT OFFAL	214	92	52
				017 MEAT, OFFL. PRPD, PRSVD, NES	481	412	255
MICRONESIA				022 MILK AND CREAM	820	181	109
IMPORTS		2	1	023 BUTTER, OTHER FAT OF MILK	174	69	39
EXPORTS	1	17	10	024 CHEESE AND CURD	461	411	245
				025 EGGS, BIRDS, YOLKS, ALBUMIN	324	87	51
MARSHALL ISL				034 FISH, FRESH, CHILLED, FROZN	643	268	164
IMPORTS	2	39	24	037 FISH, ETC. PREPD, PRSVD, NES	230	291	179
EXPORTS				046 MEAL, FLOUR OF WHEAT, MSLN	14 500	416	251
				048 CEREAL PREPARATIONS	2 210	386	233
				054 VEGETABLES	2 223	208	125
				056 VEGETABLES, PRPD, PRSVD, NES	972	282	164
				057 FRUIT, NUTS EXCL. OIL NUTS	1 464	453	273
				058 FRUIT, PRESERVED, PREPARED	494	184	101
				059 FRUIT, VEGETABLE JUICES	2 314	231	136
				061 SUGARS, MOLASSES, HONEY	13 631	261	162
				062 SUGAR CONFECTIONERY	301	168	98
				073 CHOCOLATE, OTH. COCOA PREP	402	284	169
				074 TEA AND MATE	56	72	41
				075 SPICES	380	309	181
				081 ANIMAL FEED STUFF	12 080	599	370
				098 EDIBLE PROD. PREPRTNS, NES	4 574	1 608	965
				111 NON-ALCOHOL. BEVERAGE, NES	12 668	942	580
				112 ALCOHOLIC BEVERAGES	1 846	446	267
				246 WOOD IN CHIPS, PARTICLES	41 037	368	223
				247 WOOD ROUGH, ROUGH SQUARED	50 165	668	417
				248 WOOD, SIMPLY WORKED	1 056	129	79
				251 PULP AND WASTE PAPER	41 235	691	430
				267 OTHER MAN-MADE FIBRES	193	78	49
				269 WORN CLOTHING, TEXTL. ARTL	10 415	955	582
				273 STONE, SAND AND GRAVEL	88 551	360	220
				278 OTHER CRUDE MINERALS	74 074	539	329
				282 FERROUS WASTE AND SCRAP	52 955	671	400
				287 ORE, CONCENTR. BASE METALS	1 673	57	36
				291 CRUDE ANIMAL MATERLS, NES	614	106	63
				292 CRUDE VEG. MATERIALS, NES	1 235	833	511
				334 PETROLEUM PRODUCTS	1 894	230	139
				335 RESIDUAL PETROL. PRODUCTS	1 034	80	49
				422 FIXED VEG. FAT, OILS, OTHER	494	56	33
				511 HYDROCARBONS, NES, DERIVTS	523	152	90
				512 ALCOHOL, PHENOL, ETC. DERIV	417	92	55
				513 CARBOXYLIC ACIDS, DERIVTS	534	177	109
				514 NITROGEN-FUNCT. COMPOUNDS	258	129	78
				515 ORGANO-INORGANIC COMPNDS	67	68	40
				516 OTHER ORGANIC CHEMICALS	418	483	292
				522 INORGANIC CHEM. ELEMENTS	2 129	220	133
				523 METAL. SALTS, INDRGAN. ACID	67 291	1 663	958
				531 SYNTH. COLOURS, LAKES, ETC.	86	137	123
				533 PIGMENTS, PAINTS, ETC.	16 404	5 453	3 334
				541 MEDICINES, ETC. EXC. GRP542	77	559	332
				542 MEDICAMENTS	102	590	360
				551 ESSNTL. OIL, PERFUME, FLAVR	215	529	324
				553 PERFUMERY, COSMETICS, ETC.	929	1 224	744
				554 SOAP, CLEANERS, POLISH, ETC	4 045	1 176	713
				571 POLYMERS OF ETHYLENE	245	56	32
				572 POLYMERS OF STYRENE	246	77	46
				573 POLYMERS, VINYL CHLORIDE	300	86	51
				574 POLYACETAL, POLYCARBONATE	665	347	207
				575 OTH. PLASTIC, PRIMARY FORM	4 848	1 274	779
				579 PLASTIC WASTE, SCRAP ETC	900	55	34
				581 PLASTIC TUBE, PIPE, HOSE	1 059	847	522
				582 PLASTIC PLATE, SHEETS, ETC	1 865	1 643	979
				583 MONOFILAMENT OF PLASTICS	160	200	124
				592 STARCHES, INULIN, ETC.	3 236	673	412
				597 PREPRD ADDITIVES, LIQUIDS	1 329	536	329
				598 MISC. CHEMICAL PRDTS, NES	10 583	2 536	1 534
				611 LEATHER	212	316	185
				612 MANUFACT. LEATHER ETC. NES	50	291	179
				613 FURSKINS, TANNED, DRESSED	2	53	30
				621 MATERIALS OF RUBBER	697	661	396
				625 RUBBER TYRES, TUBES, ETC.	2 206	367	223
				629 ARTICLES OF RUBBER, NES	628	1 485	903
				633 CRK MANUFACTURES	15	66	40
				634 VENEERS, PLYWOOD, ETC.	3 239	449	270
				635 WOOD MANUFACTURES, NES	1 697	582	354
				641 PAPER AND PAPERBOARD	3 808	1 176	708
				642 PAPER, PAPERBOARD, CUT ETC	5 671	2 251	1 365
				651 TEXTILE YARN	311	580	347
017 MEAT, OFFL. PRPD, PRSVD, NES	115	99	57				
022 MILK AND CREAM	4 913	511	315				
023 BUTTER, OTHER FAT OF MILK	886	631	387				
024 CHEESE AND CURD	1 225	502	316				
046 MEAL, FLOUR OF WHEAT, MSLN	2 616	91	58				
048 CEREAL PREPARATIONS	194	209	135				
058 FRUIT, PRESERVED, PREPARED	11	64	42				
062 SUGAR CONFECTIONERY	3 795	3 580	2 287				
071 COFFEE, COFFEE SUBSTITUTE	420	583	356				
073 CHOCOLATE, OTH. COCOA PREP	5 285	9 658	6 080				
112 ALCOHOLIC BEVERAGES	28 066	45 233	28 478				
122 TOBACCO, MANUFACTURED	4 834	62 433	39 343				
334 PETROLEUM PRODUCTS	20 585 151	624 358	385 648				
533 PIGMENTS, PAINTS, ETC.	244	296	171				
553 PERFUMERY, COSMETICS, ETC.	3 659	104 701	66 329				
554 SOAP, CLEANERS, POLISH, ETC	70	510	323				
621 MATERIALS OF RUBBER, NES	52	74	49				
629 ARTICLES OF RUBBER, NES	123	2 486	1 539				
857 SPECIAL YARN, TXTL. FABRIC	83	71	45				
866 POTTERY	27	1 219	786				
693 WIRE PRODUCTS EXCL. ELECT	256	175	110				
699 MANUFACT. BASE METAL, NES	127	87	54				
716 ROTATING ELECTRIC PLANT	288	471	288				
761 TELEVISION RECEIVERS ETC	14	53	34				
762 RADIO-BROADCAST RECEIVER	1	51	31				
764 TELECOMM. EQUIP. PARTS NES	16	455	276				
772 ELEC. SWITCH, RELAY, CIRCUIT	12	245	151				
775 DOM. ELEC, NON-ELEC. EQUIPT	2	122	78				
778 ELECTRIC, MACH. APPART. NES	8	64	39				
812 PLUMBNG, SANITRY, EQPT. ETC	6	123	80				
831 TRUNK, SUIT-CASES, BAG, ETC	59	3 139	1 953				
843 MENS, BOYS CLOTHING, KNIT		74	45				
845 OTHR. TEXTILE APPAREL, NES		126	81				
846 CLOTHING ACCESSRS, FABRIC	21	4 312	2 687				
848 CLOTHING, NONTXTL; HEADGEAR	5	485	305				

7 IMPORTS AND EXPORTS (SPECIAL TRADE) BY COUNTRIES OF PRODUCTION AND CONSUMPTION AND BY GROUPS OF THE SITC-REV. III 1994

GROUP DESCRIPTION	DT = 100 KG	1 000 DM	1 000 \$	GROUP DESCRIPTION	DT = 100 KG	1 000 DM	1 000 \$
652 COTTON FABRICS, WOVEN	267	657	398				
653 FABRICS, MAN-MADE FIBRES	324	1 130	676				
654 OTH. TEXTILE FABRIC, WOVEN	87	284	167				
655 KNIT, CROCHET, FABRIC NES	194	533	325				
656 TULLE, LACE, EMBROIDRY, ETC	162	833	495				
657 SPECIAL YARN, TXTL. FABRIC	886	1 407	847				
658 TEXTILE ARTICLES NES	402	1 037	629				
659 FLOOR COVERINGS, ETC.	292	317	194				
661 LIME, CEMENT, CONSTR. MATRL	7 579	173	99				
662 CLAY, REFRACT. CONSTR. MATRL	4 996	468	286				
663 MINERAL MANUFACTURES, NES	22 067	2 307	1 383				
664 GLASS	11 579	913	553				
665 GLASSWARE	1 905	970	591				
666 POTTERY	250	386	236				
667 PEARLS, PRECIOUS STONES	*	*	*				
671 PIG IRON, SPIEGELEISN, ETC	577	64	40				
673 FLAT-ROLLED IRON ETC.	3 535	372	224				
674 FLAT-ROLLED PLATED IRON	712	109	62				
675 FLAT-ROLLED, ALLOY STEEL	527	195	121				
676 IRON, STL. BAR, SHAPES ETC.	3 910	566	336				
678 WIRE OF IRON OR STEEL	497	98	60				
679 TUBES, PIPES, ETC. IRON, STL	3 240	1 036	627				
682 COPPER	813	739	447				
683 NICKEL	27	83	52				
684 ALUMINIUM	606	487	290				
689 MISC. NON-FERR. BASE METAL	16	57	35				
691 METALLIC STRUCTURES NES	2 230	1 235	751				
692 CONTAINERS, STORAGE, TRNSP	421	236	132				
693 WIRE PRODUCTS EXCL. ELECT	523	298	174				
694 NAILS, SCREWS, NUTS, ETC.	2 120	1 883	1 154				
695 TOOLS	959	3 933	2 400				
696 CUTLERY	112	757	462				
697 HOUSEHOLD EQUIPMENT, NES	483	677	408				
699 MANUFACTS. BASE METAL, NES	4 906	5 505	3 359				
711 STEAM GENER. BOILERS, ETC.	54	87	53				
713 INTRNL COMBUS PSTN ENGIN	2 800	4 166	2 553				
716 ROTATING ELECTRIC PLANT	336	855	523				
718 OTH. POWR. GENRTNG. MACHNRY	20	60	37				
721 AGRIC. MACHINES, EX. TRACTR	373	340	207				
723 CIVIL ENGINEERING EQUIPT	301	415	252				
724 TEXTILE, LEATHER MACHINES	351	2 064	1 257				
725 PAPER, PULP MILL MACHINES	114	528	317				
726 PRINTNG, BOOKBINDNG MACHS	176	723	432				
727 FOOD-PROCESS. MCH. NON DOM	123	457	276				
728 OTH. MACH, PTS, SPCL INDUST	316	1 191	725				
736 PARTS, NES, FOR MACH-TOOLS	177	887	543				
737 METALWORKING MACHNRY NES	117	595	363				
741 HEATNG, COOLNG EQUIP, PART	502	1 308	798				
742 PUMPS FOR LIQUIDS, PARTS	255	1 059	644				
743 PUMPS NES, CENTRIFUGS ETC	694	1 924	1 181				
744 MECHANICAL HANDLING EQUIP	498	801	489				
745 OTH. NONELEC MCH, TOOL, NES	280	1 634	991				
746 BALL OR ROLLER BEARINGS	219	684	418				
747 TAPS, COCKS, VALVES, ETC.	386	1 708	1 036				
748 TRANSMISSIONS, SHAFTS ETC	564	1 168	708				
749 NON-ELECT MACH. PARTS, ETC	2 759	8 891	5 423				
751 OFFICE MACHINES	34	160	96				
752 AUTOMATC. DATA PROC. EQUIP		55	35				
759 PARTS, FOR OFFICE MACHINS	86	1 201	730				
761 TELEVISION RECEIVERS ETC	17	117	71				
762 RADIO-BROADCAST RECEIVER	71	319	195				
763 SOUND RECORDER, PHONOGRPH	23	204	124				
764 TELECOMM. EQUIP. PARTS NES	238	1 464	879				
771 ELECT POWER MACHNY. PARTS	469	1 086	652				
772 ELEC. SWITCH, RELAY, CIRCUIT	792	4 676	2 859				
773 ELECTR DISTRIB. EQPT NES	440	792	474				
774 ELECTRO-MEDCL, XRAY EQUIP	9	191	114				
775 DOM. ELEC. NON-ELEC. EQUIPT	936	2 271	1 355				
776 TRANSISTORS, VALVES, ETC.	24	1 253	769				
778 ELECTRIC, MACH. APPART. NES	808	6 870	4 132				
784 PARTS, TRACTORS, MOTOR VEH	3 369	10 406	6 318				
785 CYCLES, MOTORCYCLES ETC.	138	233	138				
786 TRAILERS, SEMI-TRAILR, ETC	528	406	243				
791 RAILWAY VEHICLES, EQUIPNT	55	128	77				
792 AIRCRAFT, ASSOCTD. EQUIPNT		114	70				
812 PLUMBNG, SANITRY, EQPT. ETC	193	190	117				
813 LIGHTNG FIXTURES ETC. NES	462	1 210	731				
821 FURNITURE, CUSHIONS, ETC.	3 787	3 033	1 829				
831 TRUNK, SUIT-CASES, BAG, ETC	262	1 085	654				
841 MENS, BOYS CLOTHING, X-KNIT	122	1 207	728				
842 WOMEN, GIRL CLOTHING, X-KNIT	148	2 972	1 797				
843 MENS, BOYS CLOTHING, KNIT	29	171	102				
844 WOMEN, GIRLS CLOTHING, KNIT	37	498	296				
845 OTHR. TEXTILE APPAREL, NES	364	2 030	1 209				
846 CLOTHING ACCESSRS, FABRIC	226	1 106	661				
848 CLOTHNG, NONTXTL; HEADGEAR	171	661	403				
851 FOOTWEAR	293	1 115	677				
871 OPTICAL INSTRUMENTS, NES	1	180	109				
872 MEDICAL INSTRUMENTS NES	133	1 808	1 090				
873 METERS, COUNTERS, NES	53	302	179				
874 MEASURE, CONTROL INSTRMNT	384	6 802	4 138				
881 PHOTOGRAPH APPAR. ETC. NES	55	569	340				
882 PHOTO. CINEMATOGRPH. SUPPL	293	700	420				
884 OPTICAL GOODS NES	9	655	402				
885 WATCHES AND CLOCKS	58	766	475				
891 ARMS AND AMMUNITION	17	180	113				
892 PRINTED MATTER	2 607	2 849	1 737				
893 ARTICLES, NES, OF PLASTICS	5 970	6 165	3 753				
894 BABY CARRIAGE, TOYS, GAMES	739	1 582	955				
895 OFFICE, STATIONERY SUPPLS	415	949	581				
896 WORKS OF ART, ANTIQUE ETC		126	77				
897 GOLD, SILVERWARE, JEWEL NES	5	768	469				
898 MUSICAL INSTRUMENTS, ETC.	461	2 378	1 446				
899 MISC MANUFCTRD GOODS NES	746	1 988	1 178				
TOTAL IMPORTS	4 631 495	011 616 955 365	381 635 757				
TOTAL EXPORTS	2 231 807	417 690 572 701	427 135 563				

**IMPORTS AND EXPORTS (SPECIAL TRADE) 1994 BY GROUPS OF THE SITC
AND BY COUNTRIES OF PRODUCTION AND CONSUMPTION**

GROUP COUNTRY	NUMBER	1 000 DM	1 000 \$
001 LIVE ANIMALS (ONLY HORSES)			
IMPORTS	12 237	32 542	20 100
France	26	53	32
Belgium Lux	36	910	569
Netherlands	93	885	538
Denmark	9	57	35
Iceland	1 221	2 838	1 756
Norway	7	111	67
Sweden	140	1 172	731
Finland	37	404	251
Switzerland	359	1 478	909
Austria	265	824	509
Estonia	269	196	121
Latvia	573	641	397
Lithuania	1 452	797	498
Poland	3 447	4 790	2 945
Czech Republik	470	718	444
Slovakia	349	498	306
Hungary	274	528	324
Romania	844	762	474
Bulgaria	137	81	52
Ukraine	115	155	94
Belarus	249	279	170
Russia	478	556	351
Slovenia	26	96	57
USA	930	11 278	6 990
Canada	216	1 104	677
Brazil	32	281	169
Uruguay	10	83	49
Argentina	104	590	355
Australia	17	182	108
EXPORTS	4 940	46 693	29 008
France	580	1 478	902
Belgium Lux	1 687	4 144	2 591
Netherlands	42	2 612	1 597
Italy	85	542	339
United Kingdom	18	613	387
Denmark	19	549	361
Norway	6	86	55
Sweden	57	407	252
Switzerland	1 136	13 354	8 301
Austria	476	2 996	1 889
Poland	63	192	118
Czech Republik	104	622	384
Slovakia	61	242	148
Hungary	14	404	251
Romania	22	89	57
Russia	10	106	62
Slovenia	14	98	64
South Africa	5	130	77
USA	318	12 359	7 647
Canada	53	1 265	805
Mexico	23	601	381
Columbia	27	455	280
Ecuador	6	65	40
Brazil	17	746	453
Chile	11	206	118
Bolivia	6	189	113
Israel	9	287	184
Qatar	3	94	60
Oman	3	300	192
Malaysia	2	62	37
Japan	26	1 063	653
Australia	1	90	57

Subject-Matter Series 7: Aussenhandel (Foreign Trade)

Series 1: Zusammenfassende Übersichten für den Außenhandel (Summary surveys of foreign trade)

This monthly publication, which appears approximately 6 weeks after the reference month, contains the most important import and export figures of special trade by commodity groups, by countries and groups of countries (EC countries, developing countries, state trading countries), as well as surveys of foreign trade volume and indices

In addition, monthly import and export trends are presented according to commodity groups of the food industry and the industrial economy in the delimitation of general trade

A survey of the foreign trade of OECD member countries appears in the form of an annex

The annual report with an enlarged programme of tabulations, inter alia, also contains data on customs storage trade and processing

Series 2: Außenhandel nach Waren und Ländern (Spezialhandel) – (Foreign trade by commodities and countries – special trade)

In the monthly report, import and export figures (quantity and value) are published according to nearly all nine-digit code numbers of the Commodity Classification for Foreign Trade Statistics in a breakdown by major countries of origin/destination. The December report at the same time also serves as the annual report

In a supplementary volume published annually (Series 2.1), data are provided on customs storage trade, transfer of goods from processing to free circulation, nominal customs revenue, and exports of goods of foreign origin

Series 3: Außenhandel nach Ländern und Warengruppen (Spezialhandel) – (Foreign trade by countries and commodity groups – special trade)

This series presents at semi-annual intervals the import and export figures by countries of origin/destination in a breakdown by commodity groups and sub-groups of the food industry and industrial economy

The report for the second half-year at the same time also serves as the annual report

Series 4: Außenhandel mit ausgewählten Waren (Foreign trade with selected commodities)

4.1: Ein- und Ausfuhr von Mineralöl (Generalhandel) – (Imports and exports of mineral oil – general trade)

This monthly report which becomes available approximately 8 weeks after the reference month contains the import and export figures for mineral oil by code numbers in a breakdown by countries of origin/destination

The December report at the same time contains the annual figures

Series 5: Außenhandel mit ausgewählten Ländern (Foreign trade with selected countries)

5.1: Außenhandel mit den Entwicklungsländern (Spezialhandel) – (Foreign trade with the developing countries – special trade)

This report provides an annual presentation of foreign trade of the Federal Republic of Germany with the developing countries as countries of origin/destination and countries of sale/purchase, respectively, with a subdivision according to major product/commodity groups of the food industry and the industrial economy for each country

5.2: Handel mit den Staatshandelsländern (Trade with the state trading countries)

This biennial publication contains data on foreign trade of the Federal Republic of Germany with the state trading countries in a breakdown by countries of origin/destination and countries of sale/purchase, respectively, as well as by major commodity groups and sub-groups of the food industry and the industrial economy

Series 6: Durchfuhr im Seeverkehr und Seumschlag (Transit trade in sea-borne transport and transshipment)

This annual publication covers the commodities which, both in-coming and outgoing, were shipped in transit through the report area and via the major seaports of the Federal Republic of Germany, as well as transshipment. The tabulations are shown in a subdivision by seaports, commodity groups of the food industry and the industrial economy, as well as by countries of consignment/destination

Series 7: Außenhandel nach Ländern und Gütergruppen der Produktionsstatistiken (Spezialhandel) – (Foreign trade by countries and groups of goods of production statistics – special trade)

In this annual publication, imports and exports are shown by countries of origin/destination according to the definition and grouping of the groups/categories of goods of the Commodity Classification for Production Statistics. This provides for a commodity breakdown of foreign trade statistics according to the interrelations of production techniques.

Series 8: Außenhandel nach dem Internationalen Warenverzeichnis für den Außenhandel (SITC-Rev. 3) und Ländern (Spezialhandel) – (Foreign trade according to the Standard International Trade Classification (SITC-Rev. 3) and by countries – special trade) – until 1987 SITC-Rev. II –

In this annual report (since 1978), import and export figures are shown according to the five-digit items of the Standard International Trade Classification (SITC-Rev. 3) in a breakdown by major countries of origin/destination

The annex contains a confrontation of the items of the Standard International Trade Classification (SITC-Rev. 3) with the code numbers of the Commodity Classification for Foreign Trade Statistics

Series 9: Sonderbeiträge (Special contributions)

S 3: Neuberechnung des Außenhandelsvolumens und der Außenhandelsindizes auf Basis 1980 – (New computation of the volume of foreign trade and of foreign trade indices, base 1980)

This report presents for the reporting period 1952 to 1983 the results of the new computation of the foreign trade volume and the foreign trade indices subsequent to the conversion to base year 1980

S 5: Außenhandel nach dem Internationalen Warenverzeichnis für den Außenhandel (SITC-Rev. II) von 1978 bis 1987 (Foreign trade according to the Standard International Trade Classification (SITC-Rev. II) from 1978 to 1987)

This report contains the foreign trade figures (special trade) which are presented according to the five-digit items of the Standard International Trade Classification as "long-term series", comparable over a period of 10 reference years

S 6: Systematiken in der Außenhandelsstatistik (Classifications in foreign trade statistics)

This publication illustrates the hierarchical structure of the Commodity Classification for Foreign Trade Statistics. This classification provides the basis for the declaration of goods and the processing and publication of data on the frontier-crossing trade in goods between the Federal Republic of Germany and foreign countries. At the same time, the special contribution describes the conversions made for purposes of publication between the commodity classification and various other classifications of goods for which foreign trade figures are presented in the individual series of Subject-Matter Series 7. In addition, the publication contains the complete correlation tables between the different nomenclatures and the Commodity Classification for Foreign Trade Statistics, Position 1990

Foreign language publications

Foreign Trade according to the Standard International Trade Classification (SITC-Rev. 3) – Special Trade – until 1987 SITC-Rev. II –

This annual publication in the English language contains foreign trade figures according to the Standard International Trade Classification (SITC-Rev. 3) with data by countries of origin/destination

Classifications

Commodity Classification for Foreign Trade Statistics

Standard International Trade Classification (SITC-Rev. 3)

Confrontation of the Classification of Goods for Production Statistics (GP)

with the Commodity Classification for Foreign Trade Statistics (WA)

Alphabetic Index of Countries for Foreign Trade Statistics

Confrontation of the commodity numbers of the Commodity Classification for Foreign Trade Statistics, 1987/1988

Comparison of the commodity numbers of the Commodity Classification for Foreign Trade Statistics, 1988/1987



STATISTISCHES BUNDESAMT
GUSTAV-STRESEMANN-RING 11
65189 WIESBADEN

Publications and prospectuses can be obtained from the publishers METZLER-POESCHEL,

Delivery: Messrs. Hermann Leins, P.O.B. 11 52,
in 72125 Kusterdingen.

Schriftenreihe „Im Blickpunkt“



Statistisches Bundesamt

Die Reihe „Im Blickpunkt“ bietet Daten und Fakten zu einer Vielzahl interessanter und aktueller Themenbereiche. Jeder Band ist einem eigenen Schwerpunkt gewidmet — einer bestimmten Bevölkerungsgruppe, wie älteren Menschen, Familien, Jugendlichen, Frauen, oder einem sachbezogenen Thema, zum Beispiel dem Kulturbereich. Das statistische Material wird leserfreundlich präsentiert und ist textlich umfassend kommentiert, wobei zahlreiche Schaubilder die jeweiligen Sachverhalte noch verdeutlichen. Das macht die Reihe „Im Blickpunkt“ nicht nur für Fachleute aus Politik, staatlichen und privaten Organisationen oder aus Wissenschaft und Forschung interessant, sondern auch zu einer vielseitigen Informationsquelle für alle interessierten Bürgerinnen und Bürger, die umfassende und zuverlässige Angaben zu einem aktuellen Thema suchen.

Ausländische Bevölkerung in Deutschland

1995, 140 Seiten, broschiert, DM 22,80
Bestellnummer 1021202-95900 ISBN 3-8246-0459-0

Jeder zwölfte Einwohner Deutschlands besitzt eine andere als die deutsche Staatsbürgerschaft. Gut ein Viertel der ausländischen Bürgerinnen und Bürger lebt bereits zwanzig Jahre oder länger in Deutschland, etwa die Hälfte von ihnen mehr als zehn Jahre. Trotzdem sind die Einbürgerungszahlen niedrig, und die Lage auf dem Arbeitsmarkt stellt sich für ausländische Arbeitssuchende besonders problematisch dar.

Der Band dokumentiert demographische und Familienstrukturen der ausländischen Bevölkerung, Zu- und Fortzüge, Wohnverhältnisse, Bildungsstruktur, Erwerbstätigkeit, Sozialhilfebezug, Strafverfolgung, Schwerbehinderungen, Einbürgerungen und die Entwicklung der Zahl der Asylanträge.

Kultur in Deutschland – Zahlen und Fakten

1994, 410 Seiten, broschiert, DM 28,80
Bestellnummer 1021800-94900 ISBN 3-8246-0369-1

In dem Band wird anschaulich gezeigt, wie bunt und vielfältig das kulturelle Leben in Deutschland ist. Hierzu hat das Statistische Bundesamt im Auftrag des Bundesministeriums des Innern eine Vielzahl von Datenquellen zu den Kultursparten Museen und Archive, Literatur, Musik, darstellende und bildende Kunst, Film und Video, Hörfunk und Fernsehen sowie Soziokultur, zum Beispiel Künstlerhäusern, ausgewertet.

Zahlreiche externe Fachleute haben für „Kultur in Deutschland – Zahlen und Fakten“ Hintergrundinformationen geliefert und die Manuskripte kritisch durchgesehen. Es ist die erste umfassende Darstellung von kulturpolitisch relevantem Zahlenmaterial aus amtlichen, halbamtlichen und Verbandsquellen.

Noch lieferbar:

Ältere Menschen

1992, 216 Seiten, broschiert, DM 24,80
Bestellnummer 1020400-91900 ISBN 3-8246-0229-6

In dem Band werden familiäre Bindungen sowie häusliche, soziale und ökonomische Verhältnisse der älteren Menschen in der Bundesrepublik Deutschland beschrieben und ihre Teilhabe am politischen und gesellschaftlichen Leben beleuchtet.

Erhältlich im Buchhandel oder direkt beim Verlag Metzler-Poeschel, Verlagsauslieferung H. Leins, Postfach 11 52, 72125 Kusterdingen, Telefon (0 70 71) 93 53 50, Telefax (0 70 71) 3 36 53.

Familien heute

1995, 193 Seiten, broschiert, DM 22,80
Bestellnummer 1021201-95900 ISBN 3-8246-0382-9

Das Zusammenleben von Eltern und Kindern ist die in Deutschland am weitesten verbreitete Lebensform. Doch „Familie“ wird heute anders gelebt als vor 30 Jahren — ein späterer Zeitpunkt der Eheschließung, niedrigere Kinderzahlen sowie eine häufigere Erwerbsbeteiligung von Ehefrauen und Müttern kennzeichnen sie. Der Band wurde vom Statistischen Bundesamt und dem Bundesinstitut für Bevölkerungsforschung erstellt.

Er informiert über Haushaltsstrukturen, den Familienzyklus, Kinderzahlen, die soziale Lage von Familien und stellt Heiratsalter und Geburtenraten einzelner Geburtsjahrgänge in Deutschland dar. Außerdem werden Haushalts- und Familienstrukturen in den Ländern der Europäischen Union dokumentiert.

Ältere Menschen in der Europäischen Gemeinschaft

1994, 92 Seiten, broschiert, DM 17,80
Bestellnummer 1020410-94900 ISBN 3-8246-0352-7

Anfang der 90er Jahre waren rund 68,6 Mill. Menschen in den damals zwölf Mitgliedstaaten der Europäischen Gemeinschaft 60 Jahre und älter, im Jahr 2020 werden in diesen Ländern bereits bis zu 100 Mill. Bürgerinnen und Bürger dieses Alter erreicht haben, während gleichzeitig — mit Ausnahme von Irland — weniger Kinder zur Welt kommen als zur „Bestandserhaltung“ notwendig wären.

In dem Band wird ein statistisches Bild des Altersaufbaus, der Lebensbedingungen und Lebensformen älterer Menschen entworfen. Zusätzlich zum Vergleich zwischen den ehemals zwölf Mitgliedstaaten der Europäischen Gemeinschaft wird die Situation der älteren Menschen in Deutschland beleuchtet.

**METZLER
POESCHEL**