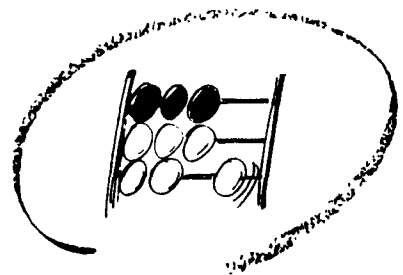


Statistisches Bundesamt  
Federal Statistical Office

# **Foreign Trade according to the Standard International Trade Classification (SITC-Rev.III) – Special Trade**

1988

Metzler - Poeschel Stuttgart



Statistisches Bundesamt  
Federal Statistical Office

# Foreign Trade according to the Standard International Trade Classification (SITC-Rev.III) – Special Trade

1988

Statistisches Bundesamt  
Bibliothek - Dokumentation - Archiv

Metzler - Poeschel Stuttgart

Published by:  
Federal Statistical Office  
Gustav-Stresemann-Ring 11  
D-6200 Wiesbaden 1

Distribution:  
Verlag Metzler-Poeschel, Stuttgart

Delivery:  
Messrs. Hermann Leins  
Holzwiesenstr. 2  
D-7408 Kusterdingen  
Telephone 07071/33046  
Telex 7 262 891 mepo d  
Telefax 07071/33653

Periodicity: annually

Published in April 1990

Price: DM 25.50

Order Number: 6370010 - 88700

Copyright: Statistisches Bundesamt, Wiesbaden 1990  
Reproduction of the contents of this publication permitted  
- except for commercial purposes - subject to acknowledgement  
of the source.

## Contents

	Page
Introduction .....	4
Geographical Nomenclature for the Foreign Trade Statistics of the Federal Republic of Germany .....	6
Alphabetical Index of Countries for Table 7 .....	7
Chart: Index of Current Value, Volume and Average Value of Imports and Exports (Special Trade) .....	8
 Tables:	
1 Development of Current Value and Volume (Base 1980) of Imports and Exports (Special Trade) by Sections of the SITC-Rev. III	
1.1 Imports by Groups of Countries in 1 000 DM .....	10
1.2 Exports by Groups of Countries in 1 000 DM .....	12
2 Index of Current Value, Volume and Average Value of Imports and Exports (Special Trade) by Sections of the SITC-Rev. III (1980 = 100)	
2.1 Total .....	14
2.2 EC-Countries .....	16
2.3 Other Countries .....	18
3 Imports and Exports (Special Trade) by Sections and Divisions of the SITC-Rev. III	
3.1 Imports .....	20
3.2 Exports .....	21
4 Imports and Exports (Special Trade) by Groups and Subgroups of the SITC-Rev. III	
4.1 Imports .....	22
4.2 Exports .....	38
5 Imports and Exports (Special Trade) by Continents and Countries (Countries of Production and Consumption) .....	54
6 Imports and Exports (Special Trade) by Groups of the SITC-Rev. III and by Countries of Production and Consumption .....	57
7 Imports and Exports (Special Trade) by Countries of Production and Consumption and by Groups of the SITC-Rev. III .....	223

Data relate to the Federal Republic; they include Berlin (West)

### Symbols and Abbreviations

- 0 = Less than half of 1 at the last occupied digit, but more than nil
- = Category not applicable
- . = Figure unknown or not to be disclosed
- X = Tabular group blocked, information not meaningful

n.e.s. = Not elsewhere stated



- 1 General explanations
- 1.1 Legal foundations
- The legal foundations of foreign trade statistics are:
- The Law on Statistics for Federal Purposes (Federal Statistics Law - BStatG) as amended on 22 January 1987 (Bundesgesetzblatt I, p. 462), 565
  - the Law on Statistics on Frontier Crossing Trade in Goods (Foreign Trade Statistics Law - AHStatGes) of 1 May 1957 (Bundesgesetzblatt I, p. 413), amended by Article 9 of the 1st Law on the Adjustment of Statistics of 14 March 1980 (Bundesgesetzblatt I, p. 294),
  - the Ordinance for the Implementation of the Law on Statistics on Frontier Crossing Trade in Goods (Foreign Trade Statistics - Implementing Ordinance - AHStatDV) as amended on 14 July 1977 (Bundesgesetzblatt I, p. 1281), amended by Article 24 of the 1st Law on the Adjustment of Statistics of 14 March 1980 (Bundesgesetzblatt I, p. 294) as well as by Article 15 of the 2nd Law on the Adjustment of Statistics of 19 December 1986 (Bundesgesetzblatt I, p. 2555) as well as by the Seventh Ordinance Amending the Ordinance for the Implementation of the Law on Statistics on Frontier Crossing Trade in Goods of 8 February 1989 (Bundesgesetzblatt I, p. 194),
  - further the legal provisions of the EC as mentioned in Section I - Paragraph D of the note to the Single Document of 23 October 1987, published in the Federal Advertiser on 12 November 1987, No. 213 a).
- 1.2 Subject-matter
- Subject matter of the foreign trade statistics of the Federal Republic of Germany is the frontier crossing trade in goods of the statistical territory with foreign countries.
- Foreign countries for the purposes of foreign trade statistics are the territories outside the statistical territory and outside the German Democratic Republic and Berlin (East).
- Foreign trade statistics do not include the trade in goods between the statistical territory and the German Democratic Republic and Berlin (East). It is shown in separate statistics published as Series 6 in Subject-Matter Series 6 (Commerce, Hotel and Restaurant Industry, Tourism).
- 1.3 Statistical territory
- The statistical territory of foreign trade statistics comprises the Federal Republic of Germany (excl. the customs exclave of Büsingen) incl. Berlin (West) and the Austrian communities of Jungholz and Mittelberg (as customs enclaves).
- 1.4 Declaration
- The results of foreign trade statistics are generally based on the data provided by importers and exporters. The declaration for purposes of foreign trade statistics is as a rule effected using the forms "Einfuhranmeldung" (Import declaration) and "Ausfuhrerklaerung zugleich Ausfuhranmeldung" (Notification of exports and export declaration).
- 1.5 Trade system
- The frontier crossing goods traffic is shown in foreign trade statistics as general trade (see Section 3), as special trade and as transit (only transshipment and transit entering and leaving by sea; see Series 6). Special trade essentially comprises those commodities which entered the statistical territory for use, consumption, working or manufacturing, or which, respectively, originated from production, working or manufacturing in the statistical territory and have been exported.
- 2 Special trade
- 2.1 The data of the present publication relate to special trade which comprises
- 2.1.1 in imports
- the direct importation of goods into free circulation, for inward processing under customs control ("Eigenveredelung" - processing of goods by Germans for German account - and "Lohnveredelung" - processing of goods by Germans for foreign account), after outward processing under customs control, and also repair trade,
  - the importation of foreign goods leaving customs warehouses into the above mentioned types of imports; as warehouses in the meaning of foreign trade statistics are considered free port stores and customs storage warehouses (incl. open customs storage warehouses), as well as some special cases.
- 2.1.2 in exports
- the exportation of goods from free circulation, after customs-approved inward processing ("Eigenveredelung" - processing of goods by Germans for German account - and "Lohnveredelung" - processing of goods by Germans for foreign account), for customs-approved outward processing, and also repair trade.
- 2.2 Ships' and aircraft stores
- As ships' and aircraft stores are shown in special trade the delivery of foreign goods leaving customs warehouses for the needs of outward-bound German sea-going vessels and aircraft (as imports), as well as the delivery of goods from free circulation and inward processing for the needs of outward-bound foreign ships and aircraft (as exports). Included among ships' and aircraft stores as imports is also the delivery of foreign goods leaving customs warehouses for the supply of German sea-going ships and aircraft in foreign ports/airports. The relevant data are included in the types of importation and/or exportation mentioned in Section 2.1.1 and 2.1.2, respectively.
- 2.3 Exemptions and simplifications
- The results of foreign trade statistics do not comprise goods and transport operations which according to Art. 31 of the Ordinance for the Implementation of the Law on Statistics on Frontier Crossing Goods Traffic (AHStatDV) are exempted from declaration, such as since spring 1980 shipments of industrial goods of a value of up to DM 500 inclusive (previously since 1974 = DM 300) and of food and agricultural goods of a value of up to DM 100 inclusive (previously since 1974 = DM 50), provided the weight of the shipment is not exceeding 1,000 kg; presents of a value of DM 1 000 inclusive per shipment; silver and gold for international payments; diplomatic and consular goods.
- Not included either are goods imported or exported by the foreign armed forces stationed in the Federal Republic of Germany.
- 2.4 Reference month
- As far as the presentation of foreign trade as special trade is concerned, direct imports and exports are generally shown in the month they crossed the border, while importations of goods entering customs warehouses, on the other hand, are shown only at the time of their importation from customs warehouses. Due to unavoidable delays in the submission of the declaration, and also because of the necessity to clear up doubtful items, it is possible to some, though a rather small extent that imports and exports are shown in a later reporting period. On the other hand, the export figures may also comprise shipments which, with the combined shipping procedure, with the simplified combined shipping procedure by railway or with the TIR procedure, have not yet left the statistical territory.
- 2.5 Commodity classifications
- The grouping of commodities is shown according to the Standard International Trade Classification, Revision 3 (abbreviated title: SITC-Rev. 3; Statistical Papers, Series M, No. 34/Rev. 3).
- According to a decision of the Council of the European Communities taken on 9 December 1975 (75/767 EEC), this revised version of the SITC will be used in the member countries as of January 1978. It replaces the first revised 1961 version of the Standard International Trade Classification (SITC, Revised).
- As against the first revised version, the SITC-Rev. 3 contains numerous changes and, in part, considerable extensions and has also been reconciled with the Nomenclature of the Customs Cooperation Council - CCCN - (formerly "Brussels Tariff Nomenclature") in such a manner that the smallest components (5 - digit SITC - positions) are corresponding to the tariff numbers of this nomenclature, or parts of such tariff numbers.
- Details concerning the allocation of commodities can be seen from a correlation of the positions of the SITC-Rev. 3 with the Commodity Classification for Foreign Trade Statistics which can be obtained as a special print direct from the Federal Statistical Office, Postfach 55 28, D-6200 Wiesbaden 1. This correlation is further published as Annex 1 in the annual issue of Series 1 of Subject - Matter Series 7.
- In the present report, the figures shown are for all reporting periods presented according to the new version of the SITC-Rev. II.
- For many items the commodity descriptions have been abbreviated. The complete wording can be seen from the original version of the SITC, Rev. II, of the United Nations.
- Deviating therefrom, postal packages (911) are classified in German foreign trade statistics according to their contents. Gold coins are covered by group 972; other coins (961) used as legal tender are not contained in the figures of foreign trade statistics.
- Foreign Trade of electric energy comprises the financial settlements (incl. some special cases) and is shown throughout in Mwh.
- See also the article "Neue Warennomenklaturen für die Außenhandelsstatistik ab 1988" (New nomenclatures of goods for foreign trade statistics in "Wirtschaft und Statistik") No. 5/1987, p. 396 ff. -

2.6 Presentation

In Table 6 only those countries for which the reported value of imports or exports was at least \$ 30,000 are presented under the individual groups.

Table 7 presents under the various countries merely those groups of the SITC, for which the reported value for imports or exports was at least \$ 30,000 in the year concerned.

Where the country of origin is not known, it will be replaced by the country of consignment. The country of consignment is the country from which the goods were shipped into the statistical territory without being subjected to consecutive stays or legal operations in the countries of transit other than those in connection with their shipment.

With regard to exports, that country is shown as the country of destination in which the goods shall be used or consumed, worked or manufactured. Where the country of destination is not known, it will be the last known country into which the goods are to be shipped that will be considered as the country of destination.

2.7 Partner countries

The "Alphabetic Index of Countries for Foreign Trade Statistics" as of January 1988 includes altogether 198 countries or areas, respectively. A detailed list of all countries is included in this publication.

With regard to imports, that country of origin as the country of production where goods were produced (country of origin), where the goods either were entirely extracted or manufactured, or where they underwent their last essential and economically justified working or stage of manufacture. There apply the conceptual definitions of Articles 4 to 7, Par. 1, of the Ordinance (EEC) No. 802/68 of the Council of 27 June 1968 (OJ EurCom., No. L 148, p. 1). As far as exports are concerned, that country is shown as the country of consumption (country of destination), in which the goods are to be used or consumed, worked or transformed.

2.8 Quantities

The quantity data (deciton - dt = 100 kg) refer to the net weight of the goods, or the net weight incl. retail packaging, respectively.

2.9 Values

The values are presented in DM 1,000 and in \$ 1,000. As a general principle, they relate to the value free at border which, independently of the currency shown on the invoice, must always be declared and recorded in DM. This is the value free at border of the statistical territory, and, as far as imports are concerned, the duties on entry are excluded. In the case of exportation or importation after processing, always the full value of the goods including processing and distribution costs is shown.

The values published in \$ 1,000 have been subsequently computed for imports and exports from the DM values. For this purpose, the following conversion rates were applied:

As from year, month	DM for 1 US-\$	As from year, month	DM for 1 US-\$
1983		1984	
January .....	2,39	January .....	2,81
February .....	2,43	February .....	2,71
March .....	2,41	March .....	2,60
April .....	2,44	April .....	2,64
May .....	2,47	May .....	2,75
June .....	2,55	June .....	2,74
July .....	2,59	July .....	2,89
August .....	2,67	August .....	2,89
October .....	2,60	September .....	3,02
November .....	2,68	October .....	3,07
December .....	2,75	November .....	2,99
		December .....	1,73
1985		1986	
January .....	3,17	January .....	2,44
February .....	3,29	February .....	2,33
March .....	3,31	March .....	2,26
April .....	3,08	April .....	2,27
May .....	3,11	May .....	2,23
June .....	3,06	June .....	2,24
July .....	2,92	July .....	2,15
August .....	2,79	August .....	2,06
September .....	2,84	September .....	2,04
October .....	2,64	October .....	2,00
November .....	2,59	November .....	2,03
December .....	2,51	December .....	1,99
1987		1988	
January .....	1,86	January .....	1,65
February .....	1,83	February .....	1,70
April .....	1,81	March .....	1,68
May .....	1,79	April .....	1,67
June .....	1,82	May .....	1,69
July .....	1,85	June .....	1,76
August .....	1,86	July .....	1,84
September .....	1,81	August .....	1,89
October .....	1,80	September .....	1,87
November .....	1,68	October .....	1,82
December .....	1,63	November .....	1,75
		December .....	1,76

Deviations from the specific conversion ratio may be due to rounding of the partial figures of which the figures shown here are composed.

2.10 Volume, indices, terms of trade

The volume is determined by multiplying the quantity of the reference month (per commodity number and group of countries) with the unit value of the base year (per commodity number and group of countries). The required base unit values are calculated by dividing the actual values of the base year (per commodity number and group of countries) by the relevant quantities. The volume indicates what the imports/exports would have been in the reference period if the unit values of the base year had remained constant.

The current value index shows the development of the nominal values as related to the base period. The volume index (according to Laspeyres) represents the development of foreign trade, adjusted for changes of the unit value. The unit value index (according to Paasche) informs about the movement of import and export unit values on the basis of the frontier crossing values. The terms of trade indicate how the purchasing power of an export unit, as measured in import units, has changed against the base year.

Index formulae:

- Current value index: 
$$V_{o,n} = \frac{P_n \cdot q_n}{P_o \cdot q_o} \cdot 100$$

- Volume index: (according to Laspeyres) 
$$Q_{o,n} = \frac{P_o \cdot q_n}{P_o \cdot q_o} \cdot 100$$

- Unit value index: (according to Paasche) 
$$P_{o,n} = \frac{P_n \cdot q_n}{P_n \cdot q_n} \cdot 100$$
  
(x)

- Terms of trade: (real exchange relationship) 
$$ToT = \frac{P_{o,n}}{P_{o,n}^{(m)}} \cdot 100$$

p = unit value per commodity number and group of countries, q = quantity per commodity number and group of countries, o = base period, n = reference period  
 $P_{o,n}^{(x)}$  = index of export unit values,  $P_{o,n}^{(m)}$  = index of import unit values.

See in this connection the article: "Neuberechnung des Außenhandelsvolumens und der Außenhandelsindizes of Basis 1980" in: "Wirtschaft und Statistik", No. 2/1984, p. 155 ff.

2.11 Publications and information service

Rather detailed figures of foreign trade statistics are being published in Series 2 to 8 and S of Subject-Matter Series 7, entitled "Außenhandel" (Foreign trade).

Moreover, figures of still greater detail may be obtained against reimbursement of costs in the form of table extracts from the Federal Statistical Office, P.O.B. 5528, D-6200 Wiesbaden 1. Out of the great number of possible tabulations, the following should be mentioned:

Imports and exports by commodity numbers, countries of origin and of destination, types of imports and of exports,

Imports by code numbers, countries of origin and types of imports,

Imports/exports by sections, divisions, groups, sub-groups or items of the SITC and countries of origin/destination,

Imports/exports by trading countries and by countries of origin/destination as well as by commodity subgroups of food industry and the industrial economy,

Imports entering customs warehouses, imports leaving customs warehouses and exports leaving customs warehouses by commodity numbers and countries

Imports according to branches of transport, border sections, countries of origin and of destination as well as commodity subgroups of food industry and the industrial economy

A detailed description of the methodology of foreign trade statistics is contained in the publication "Außenhandel und Statistik" (Foreign Trade and Statistics) of the series "Zahl und Leben" (Figures and Life), No. 7, also published by Messrs. W. Kohlhammer.

See also the article "Methodische, systematische und anmeldetechnische Änderungen in der Außenhandelsstatistik ab 1988" (Changes of methodology, classification and declaration techniques in foreign trade statistics as from 1988) in "Wirtschaft und Statistik", No. 10/1986, p. 773 ff.

3 Notes

The figures for 1987 are definite results. For the results of earlier reference periods always applies the "Introductory Note" (Vormerkerung) of the relevant report.



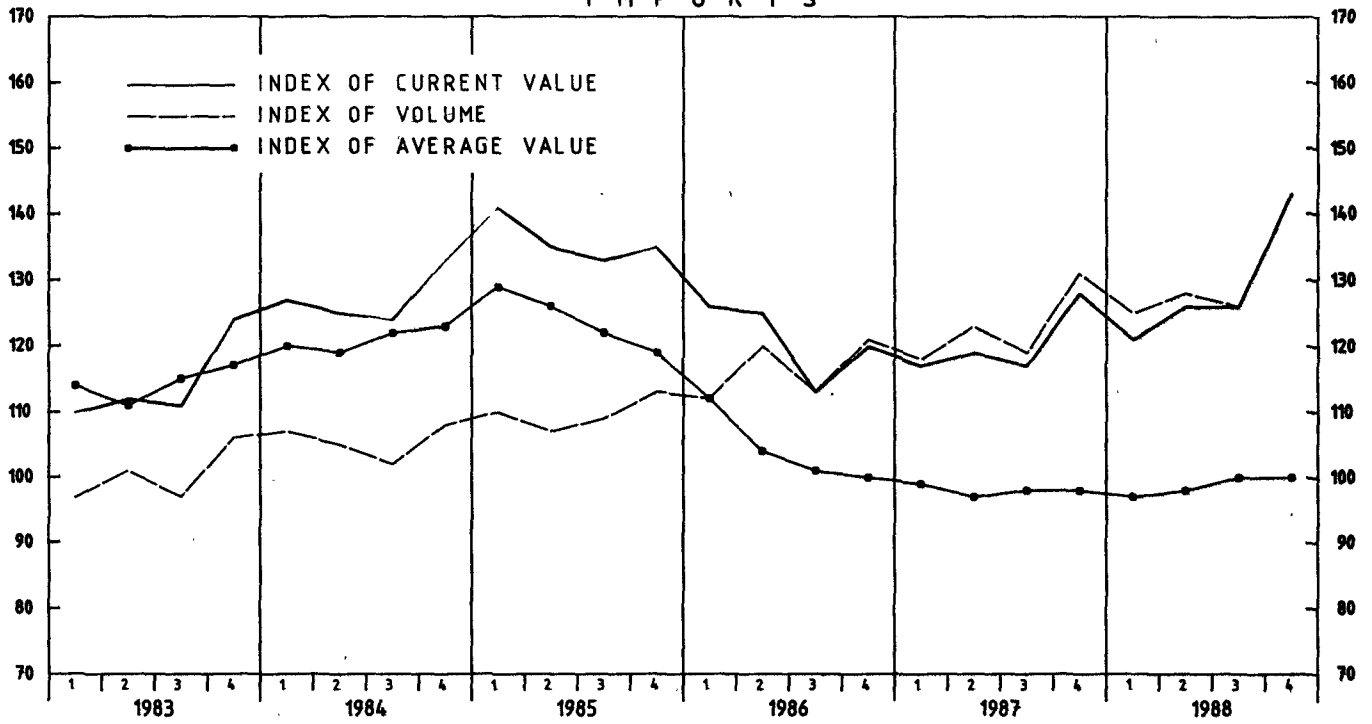
Alphabetical Index of Countries for Table 7

Country	Page	Country	Page
Afghanistan	353	Lesotho	310
Albania	279	Liberia	290
Algeria	281	Libya	283
American Oceania	382	Macao	378
Americ. Virgin Is.	322	Madagascar	304
Andorra	261	Malawi	307
Angola	298	Malaysia	363
Antigua & Barbuda	323	Maldives	357
Anguilla	320	Mali	287
Argentina	336	Malta	262
Aruba	325	Martinique	323
Australia	378	Mauritania	287
Austral. Oceania	381	Mauritius	305
Austria	259	Mayotte	306
Bahamas	322	Mexico	315
Bahrain	348	Mongolia	367
Bangladesh	356	Morocco	280
Barbados	324	Mozambique	303
Belgium & Luxembourg	225	Nauru	381
Belize	317	Nepal	358
Benin	293	Netherl. Antilles	325
Bermuda	316	Netherlands	228
Bhutan	359	New Caledonia	382
Bolivia	334	New Zealand	381
Botswana	310	N. Zealand Oceania	383
Brazil	331	Nicaragua	319-
Brit. In. Oc. Terr.	303	Niger	288
British Virgin Islands	323	Nigeria	293
Brunei	364	North Korea	370
Bulgaria	278	North Yemen	352
Burkina Faso	287	Norway	249
Burma	359	Oman	351
Burundi	298	Pakistan	353
Cameroon	294	Panama	320
Canada	313	Papua New Guinea	380
Canary Islands	247	Paraguay	334
Cayman Islands	323	Peru	330
Central Afr. Rep.	295	Philippines	366
Ceuta and Melilla	248	Pitcairn	383
Chad	288	Poland	269
Chile	332	Polar Reg.	384
China	368	Portugal	242
Columbia	326	Qatar	349
Comoros	305	Rep. Cape Verde	288
Congo	296	Rep. South Africa & Namibia	308
Costa Rica	319	Réunion	304
Cuba	320	Romania	276
Cyprus	337	Rwanda	297
Czechoslovakia	272	S. Tomé & Príncipe	296
Denmark	238	Saudi Arabia	346
Djibouti	300	Senegal	288
Dominica	323	Seychelles	303
Dominican Republic	322	Ships suppl	384
Ecuador	329	Sierra Leone	290
Egypt	284	Singapore	364
El Salvador	318	Solomon Islands	382
Equatorial Guinea	296	Somalia	300
Ethiopia	299	South Korea	370
Falkland Is.	337	South Yemen	352
Faroe Islands	249	Soviet Union	267
Finland	254	Spain	244
Fiji	383	Sri Lanka	357
France	223	St. Christoph a. Nevis	321
French Guiana	329	St. Helena	298
French Polynesia	383	St. Lucia	324
Gabon	296	St. Pierre & Miquelon	315
Gambia	289	St. Vincent	324
Ghana	292	Sudan	286
Gibraltar	262	Suriname	328
Greece	240	Swaziland	310
Greenland	315	Sweden	251
Grenada	325	Switzerland	256
Guadeloupe	323	Syria	340
Guatemala	317	Taiwan	374
Guinea	289	Tanzania	302
Guinea-Bissau	289	Thailand	359
Guyana	328	Togo	292
Haiti	321	Tonga	383
Honduras	317	Trinidad and Tobago	325
Hong Kong	376	Turks & Caicos Is.	322
Hungary	274	Tunisia	282
Iceland	248	Turkey	265
India	354	Tuvalu	382
Indonesia	361	Uganda	302
Iran	342	Unident. countries	384
Iraq	340	Unit. Arab. Emirates	350
Ireland	236	United Kingdom	233
Israel	343	Uruguay	335
Italy	230	USA	310
Ivory Coast	291	Vanuatu	383
Jamaica	324	Vatican City	262
Japan	372	Venezuela	327
Jordan	345	Vietnam	361
Kampuchea	361	Wallis & Futuna	383
Kenya	301	West. Samoa	383
Kiribati	383	Yugoslavia	263
Kuwait	347	Zaire	297
Laos	361	Zambia	306
Lebanon	339	Zimbabwe	306

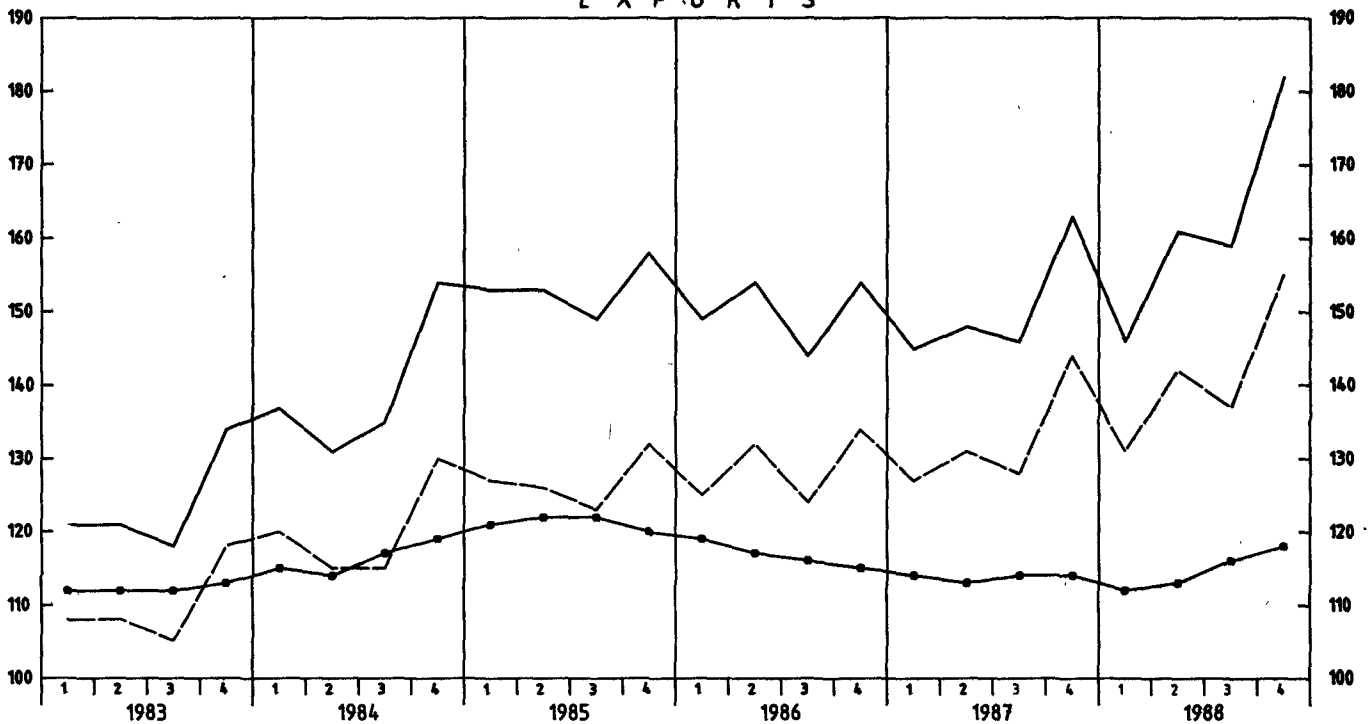
# INDEX OF CURRENT VALUE, VOLUME AND AVERAGE VALUE OF IMPORTS AND EXPORTS (SPECIAL TRADE)

1980 = 100

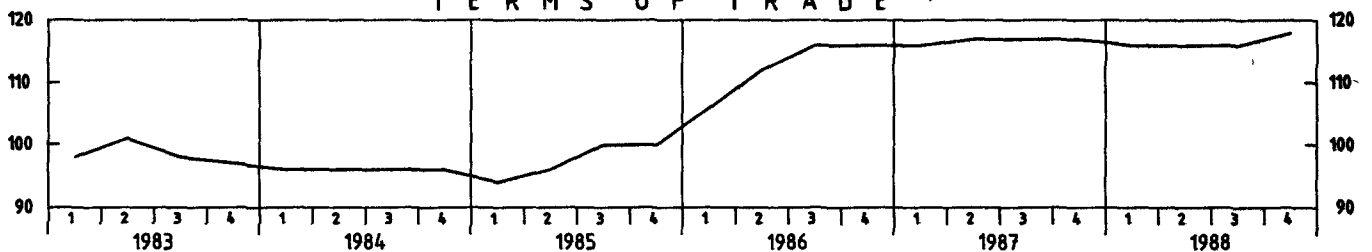
## I M P O R T S



## E X P O R T S



## T E R M S O F T R A D E <sup>1)</sup>



T a b l e s

1 Development of Current Value and Volume of Imports and Exports  
(Special Trade) by Sections of the SITC - Rev. 3

1.1 Imports by Groups of Countries  
- Countries of production -

Year Quarter	Total	Section									
		0 Food and live animals	1 Beverages and tobacco	2 Crude materials, inedible	3 Mineral fuels, lubricants etc.	4 Animal and vegetable oils and fats	5 Chemicals	6 Manufactured goods classified chiefly by material	7 Machinery and transport equipment	8 Miscella- neous manufactured articles	9 Commodities and trans- actions not classified acc. to kind 1)
Current Value in 1 000 DM											
Total											
1984 ....	434 256 917	41 948 773	4 113 524	31 006 174	88 533 896	2 954 787	37 082 352	71 258 600	95 109 838	49 553 175	12 695 798
1985 ....	463 810 992	44 320 161	4 602 199	31 881 101	92 181 868	2 754 681	41 259 571	74 921 487	105 954 405	52 904 413	13 031 106
1986 ....	413 744 431	42 742 435	4 495 593	26 502 182	48 246 745	1 518 959	38 313 033	73 404 423	108 953 938	55 928 798	13 638 325
1987 ....	409 641 283	40 147 293	4 472 414	25 111 842	39 508 418	1 173 220	38 512 189	71 642 811	114 475 484	61 537 596	13 060 016
1988 ....	439 609 422	41 445 640	4 381 419	28 511 906	33 516 928	1 454 145	42 620 167	80 471 495	128 137 884	65 699 099	13 370 739
1984 Q. 1	108 739 636	10 269 001	1 005 647	7 808 034	23 220 381	642 074	9 314 997	17 743 617	22 668 346	12 924 340	3 143 199
Q. 2	106 486 107	11 082 631	976 943	7 659 072	21 520 034	704 874	9 324 312	18 270 429	22 863 422	10 962 422	3 121 968
Q. 3	105 869 423	10 110 425	930 761	7 391 538	21 677 266	809 618	9 187 016	16 930 001	22 757 003	13 035 266	3 040 529
Q. 4	113 161 751	10 486 716	1 200 173	8 147 530	22 116 215	798 221	9 256 027	18 314 553	26 821 067	12 631 147	3 390 102
1985 Q. 1	120 220 116	11 416 923	1 149 849	8 354 669	25 395 617	751 631	10 079 286	18 529 263	27 160 661	14 193 171	3 189 046
Q. 2	115 531 013	11 556 642	1 101 168	8 456 000	22 938 958	732 465	10 524 455	19 291 437	26 181 399	11 583 095	3 165 394
Q. 3	113 204 396	10 611 194	1 043 613	7 499 800	22 749 648	714 889	10 500 088	18 272 498	24 725 495	13 796 030	3 291 141
Q. 4	114 855 467	10 735 402	1 307 569	7 570 632	21 097 645	555 696	10 155 742	18 828 289	27 886 850	13 332 117	3 385 525
1986 Q. 1	107 752 297	10 587 192	1 110 627	7 048 133	17 561 033	436 911	9 551 478	18 360 420	26 072 042	13 806 483	3 217 978
Q. 2	106 862 708	11 690 163	1 030 080	6 895 305	12 505 117	404 670	9 933 821	19 622 279	28 125 334	12 721 875	3 934 064
Q. 3	96 507 113	9 938 950	1 092 247	5 876 574	9 066 790	358 962	9 603 671	17 275 075	25 434 548	14 737 443	3 122 853
Q. 4	102 622 313	10 526 130	1 262 639	6 682 170	9 113 805	318 416	9 224 063	18 146 649	29 322 014	14 662 997	3 363 430
1987 Q. 1	99 474 145	9 705 803	1 029 625	6 272 306	10 058 955	285 128	9 497 400	17 300 106	27 389 748	15 204 772	2 730 302
Q. 2	101 781 751	10 447 543	1 033 573	6 293 893	9 594 437	277 041	9 549 769	18 215 516	29 286 064	13 740 675	3 343 240
Q. 3	99 512 268	9 443 748	1 035 040	6 030 997	9 947 434	302 883	9 690 078	17 086 421	26 495 119	16 427 828	3 052 720
Q. 4	108 873 119	10 550 199	1 374 176	6 514 646	9 907 592	308 168	9 774 942	19 040 768	31 304 553	16 164 321	3 933 754
1988 Q. 1	102 956 035	9 785 155	977 793	6 520 958	8 686 672	276 699	10 129 226	18 204 974	29 241 993	16 449 938	2 682 627
Q. 2	107 159 655	10 615 190	1 030 886	7 201 282	8 028 894	322 460	10 233 967	20 084 943	31 969 281	14 224 939	3 447 813
Q. 3	107 174 961	9 877 156	1 027 050	6 975 154	8 478 838	431 911	10 548 535	19 328 803	29 881 596	17 403 662	3 222 556
Q. 4	122 318 771	11 168 139	1 345 690	7 814 512	8 322 524	423 075	11 708 439	22 852 775	37 045 014	17 620 560	4 018 043
EC-Countries <sup>2)</sup>											
1984 ....	208 034 978	22 419 586	2 467 823	8 639 751	37 178 401	1 163 290	24 496 482	37 444 831	48 248 460	21 613 944	4 362 410
1985 ....	225 406 021	24 412 618	2 695 081	9 513 634	39 727 462	1 085 642	27 083 665	39 958 608	52 422 051	23 243 948	5 263 312
1986 ....	206 022 336	24 129 013	2 749 520	8 500 244	22 195 123	669 549	25 388 927	39 870 372	53 061 666	24 418 799	5 039 123
1987 ....	204 705 059	23 435 208	2 869 218	8 303 921	18 625 506	559 791	25 846 720	38 955 271	55 203 234	26 019 810	4 886 380
1988 ....	215 435 117	24 140 311	3 052 029	9 587 572	14 486 169	703 420	28 698 822	42 997 233	60 940 841	26 235 996	4 592 724
1984 Q. 1	52 480 148	5 148 347	612 649	2 156 438	10 206 155	249 992	6 075 820	9 351 690	12 011 916	5 617 586	1 049 555
Q. 2	51 103 819	6 408 431	566 717	2 135 029	8 614 084	276 385	6 229 332	9 665 835	11 449 440	4 779 214	979 352
Q. 3	50 212 666	5 625 084	530 269	1 970 044	8 964 789	317 688	5 894 844	8 719 038	11 497 270	5 605 742	1 087 898
Q. 4	54 238 345	5 237 724	758 188	2 378 240	9 393 373	319 225	6 296 486	9 708 268	13 289 834	5 611 402	1 245 605
1985 Q. 1	58 942 640	6 096 788	679 336	2 437 391	12 196 369	311 378	6 449 900	9 548 979	13 835 325	5 901 357	1 485 817
Q. 2	55 345 140	6 598 968	639 250	2 461 115	8 913 176	275 814	6 722 941	10 398 753	12 874 812	5 107 247	1 353 064
Q. 3	54 292 137	6 095 033	570 409	2 099 297	9 200 364	279 427	7 035 251	9 742 259	11 884 458	6 143 956	1 241 683
Q. 4	56 826 104	5 621 829	806 086	2 515 831	9 417 553	219 023	6 875 573	10 268 617	13 827 456	6 091 388	1 182 748
1986 Q. 1	53 961 404	5 781 533	677 369	2 338 358	8 418 385	195 651	6 390 007	9 834 612	13 046 095	5 953 146	1 326 248
Q. 2	54 030 812	6 856 272	629 992	2 134 580	6 000 819	175 954	6 587 886	10 779 264	13 717 024	5 633 182	1 515 839
Q. 3	47 344 442	5 985 212	599 166	1 773 332	3 761 245	161 490	6 308 076	9 228 687	12 097 503	6 436 483	993 248
Q. 4	50 685 678	5 505 996	842 993	2 253 974	4 014 674	136 454	6 102 958	10 027 809	14 201 044	6 395 988	1 203 788
1987 Q. 1	49 612 670	5 295 283	655 571	2 070 348	5 053 329	140 083	6 476 135	9 363 509	13 132 161	6 431 668	994 583
Q. 2	51 967 258	6 245 001	667 210	2 121 955	4 495 620	135 043	6 335 426	10 097 068	14 823 882	5 840 028	1 206 025
Q. 3	48 776 523	5 884 999	651 143	1 853 113	4 436 361	142 487	6 454 101	9 057 003	12 469 001	6 837 220	991 095
Q. 4	54 348 608	6 009 925	895 294	2 258 505	4 640 196	142 178	6 881 058	10 437 691	14 778 190	6 910 894	1 694 677
1988 Q. 1	51 291 995	5 698 181	694 917	2 334 822	3 931 729	142 460	6 860 141	9 793 623	14 264 144	6 638 274	933 704
Q. 2	53 566 457	6 413 306	717 673	2 491 816	3 450 598	162 081	6 912 424	10 973 043	15 942 734	5 821 492	1 131 290
Q. 3	50 332 505	5 839 934	661 384	2 098 208	3 514 270	210 386	7 074 863	10 017 320	13 149 063	6 723 295	1 043 782
Q. 4	60 244 160	6 188 890	978 055	2 662 726	3 589 572	188 493	7 851 394	12 213 247	18 034 900	7 052 935	1 483 948
Other Countries <sup>3)</sup>											
1984 ....	226 221 939	19 529 187	1 645 701	22 366 423	51 355 495	1 791 497	12 585 870	33 813 769	46 861 378	27 939 231	8 333 388
1985 ....	238 404 971	19 907 543	1 907 118	22 367 467	52 454 406	1 669 039	14 175 906	34 962 879	53 532 354	29 660 465	7 767 794
1986 ....	207 722 095	18 613 422	1 746 073	18 001 938	26 051 622	849 410	12 924 106	33 534 051	55 892 272	31 509 999	8 599 202
1987 ....	204 936 224	16 712 085	1 603 196	16 807 921	20 882 912	613 429	12 665 469	32 687 540	59 272 250	35 517 786	8 173 636
1988 ....	224 174 305	17 305 329	1 329 390	18 924 334	19 030 759	750 725	13 921 345	37 474 262	67 197 043	39 463 103	8 778 015
1984 Q. 1	56 259 488	5 120 654	392 998	5 651 596	13 014 226	392 082	3 239 177	8 391 927	10 656 430	7 306 754	2 093 644
Q. 2	55 382 288	4 674 200	410 226	5 524 043	12 905 590	428 489	3 094 980	8 604 594	11 413 982	6 183 208	2 142 616
Q. 3	55 656 757	4 485 341	400 492	5 421 494	12 712 477	491 930	3 292 172	8 210 963	11 259 733	7 429 524	1 952 631
Q. 4	58 923 406	5 248 992	441 985	5 769 290	12 722 842	478 996	2 959 541	8 606 285	13 531 233	7 019 745	2 144 497
1985 Q. 1	61 277 476	5 320 135	470 513	5 917 278	13 199 248	440 253	3 629 386	8 980 284	13 325 336	8 291 814	1 703 229
Q. 2	60 185 873	4 957 674	461 918	5 994 885	14 025 782	456 651	3 801 514	8 892 684	13 306 587	6 475 848	1 812 330
Q. 3	58 912 259	4 516 161	473 204	5 400 503	13 549 284	435 462	3 464 837	8 530 239	12 841 037	7 652 074	2 049 458
Q. 4	58 029 363	5 113 573	501 483	5 054 801	11 680 092	336 673	3 280 169	8 559 672	14 059 394	7 240 729	2 202 777
1986 Q. 1	53 790 893	4 805 659	433 258	4 709 775	9 142 648	241 260	3 161 471	8 525 808	13 025 947	7 853 337	1 891 730
Q. 2	52 831 896	4 833 891	400 088	4 760 725	6 504 298	228 716	3 345 935	8 843 015	14 408 310	7 088 693	2 418 225
Q. 3	49 162 671	3 953 738	493 081	4 103 242	5 305 545	197 472	3 295 595	8 046 388	13 337 045	8 300 960	2 129 605
Q. 4	51 936 635	5 020 134	419 646	4 428 196	5 099 131	181 962	3 121 105	8 118 840	15 120 970	8 267 009	2 159 642
1987 Q. 1	49 861 475	4 410 520	374 054	4 201 958	5 005 626	145 045	3 021 265	7 936 597	14 257 587	8 773	

1 Development of Current Value and Volume of Imports and Exports

(Special Trade) by Sections of the SITC - Rev. 3

1.1 Imports by Groups of Countries

- Countries of production -

Year Quarter	Total	Section										Commodities and trans- actions not classified acc. to kind 1)
		0 Food and live animals	1 Beverages and tobacco	2 Crude materials, inedible	3 Mineral fuels, lubricants etc.	4 Animal and vegetable oils and fats	5 Chemicals	6 Manufactured goods classified chiefly by material	7 Machinery and transport equipment	8 Miscella- neous manufactured articles	9	
Volume in 1 000 DM 2)												
Total												
1984 ....	359 472 879	36 694 923	3 435 469	25 794 958	64 156 284	1 753 744	31 946 918	63 779 472	79 116 946	41 851 748		x
1985 ....	374 427 857	39 280 440	3 638 688	27 068 449	65 358 362	1 823 120	33 956 678	64 758 810	83 955 347	43 783 775		x
1986 ....	397 505 996	40 346 720	3 539 744	27 469 372	68 457 769	1 922 312	35 399 374	68 944 262	89 440 676	49 870 802		x
1987 ....	418 801 308	41 716 504	3 792 350	29 230 918	66 639 305	1 866 975	37 905 739	71 358 475	96 768 578	57 127 432		x
1988 ....	445 382 304	43 312 941	3 745 337	29 277 595	67 580 395	1 925 364	41 993 709	77 351 185	107 604 414	59 615 557		x
1984 Q. 1	91 003 150	8 946 138	858 099	6 586 229	16 826 931	421 017	8 063 803	16 297 417	19 307 398	10 977 972		x
Q. 2	89 544 593	9 524 017	820 188	6 447 384	15 955 963	425 378	8 139 937	16 521 238	19 328 770	9 619 176		x
Q. 3	86 943 681	8 918 881	780 913	6 093 220	15 970 141	446 954	7 838 989	14 936 697	18 753 188	10 624 499		x
Q. 4	91 981 455	9 305 887	976 269	6 668 125	15 403 249	460 395	7 904 189	16 024 120	21 727 590	10 230 101		x
1985 Q. 1	93 533 575	9 806 208	944 216	6 561 878	16 431 632	432 900	8 293 797	15 893 180	21 427 217	11 282 405		x
Q. 2	91 639 186	9 849 211	877 841	6 970 881	15 801 694	434 919	8 590 045	16 459 551	20 401 604	9 661 726		x
Q. 3	92 715 702	9 617 820	808 351	6 511 554	17 190 600	480 548	8 610 135	15 817 174	19 682 245	11 238 672		x
Q. 4	96 539 394	10 007 201	1 008 280	7 024 136	15 934 436	474 753	8 462 701	16 588 905	22 444 281	11 600 972		x
1986 Q. 1	95 851 976	9 615 846	874 131	6 774 813	17 273 356	429 136	8 194 974	16 636 617	21 291 274	11 891 178		x
Q. 2	102 645 790	10 659 557	797 392	7 116 604	18 564 952	472 436	8 988 524	18 257 400	22 805 556	11 542 086		x
Q. 3	96 039 853	9 574 910	859 772	6 150 604	16 880 410	499 356	9 105 056	16 468 490	20 900 621	12 808 081		x
Q. 4	102 968 377	10 496 407	1 008 449	7 427 351	15 739 051	521 384	9 110 820	17 581 755	24 443 225	13 549 457		x
1987 Q. 1	100 745 434	9 771 287	870 749	6 961 446	16 636 964	462 251	9 364 197	17 276 634	22 968 342	13 810 638		x
Q. 2	104 662 041	10 527 929	880 155	7 660 158	16 445 443	453 796	9 445 943	18 348 570	24 624 555	13 057 493		x
Q. 3	101 744 099	10 044 122	892 404	7 141 399	16 563 293	475 805	9 443 704	16 988 956	22 323 890	14 981 997		x
Q. 4	111 649 734	11 373 166	1 149 042	7 467 915	16 993 605	475 123	9 651 895	18 744 315	26 851 791	15 277 304		x
1988 Q. 1	106 326 024	10 299 941	854 354	7 185 043	16 643 718	406 182	10 108 510	18 351 305	24 979 593	14 839 845		x
Q. 2	109 273 053	10 891 300	888 185	7 616 364	16 079 186	463 101	10 145 617	19 624 115	26 796 027	13 341 713		x
Q. 3	107 764 401	10 357 056	900 956	6 871 780	17 076 091	540 823	10 346 080	18 302 716	24 822 279	15 464 758		x
Q. 4	122 018 826	11 764 644	1 101 842	7 604 408	17 781 400	515 258	11 393 502	21 073 049	31 006 515	15 969 241		x
EC-Countries <sup>3)</sup>												
1984 ....	179 586 582	20 291 152	2 242 409	7 842 758	27 145 437	737 525	21 312 645	33 745 455	43 436 242	19 031 596		x
1985 ....	188 909 430	22 334 605	2 348 272	8 524 197	28 440 462	717 561	22 524 883	34 542 378	45 126 294	20 049 761		x
1986 ....	197 560 423	22 925 304	2 314 076	8 736 054	31 030 116	745 149	23 543 413	36 550 516	45 595 788	21 834 079		x
1987 ....	206 118 211	22 825 581	2 478 304	9 367 455	31 987 918	800 358	25 309 432	37 679 951	47 740 087	23 549 698		x
1988 ....	216 070 563	23 920 526	2 595 773	9 892 133	29 129 097	886 904	28 496 539	40 631 080	52 704 112	23 714 101		x
1984 Q. 1	45 302 030	4 624 277	567 155	1 938 577	7 312 410	173 273	5 304 332	8 589 998	10 989 535	4 882 533		x
Q. 2	44 593 349	5 587 145	526 222	1 932 547	6 439 503	179 685	5 470 886	8 771 703	10 428 748	4 381 126		x
Q. 3	43 220 012	5 168 387	490 576	1 809 326	6 582 056	189 606	5 086 674	7 793 286	10 217 084	4 755 278		x
Q. 4	46 471 191	4 911 343	658 456	2 162 308	6 611 468	194 961	5 450 753	8 590 468	11 800 875	5 012 659		x
1985 Q. 1	48 264 441	5 337 717	617 061	2 089 952	7 948 589	189 709	5 477 210	8 316 229	12 025 515	4 927 292		x
Q. 2	46 112 181	5 826 262	568 899	2 164 225	6 315 248	165 900	5 565 873	8 938 259	11 007 172	4 464 220		x
Q. 3	46 051 388	5 681 275	493 827	1 917 903	7 148 683	187 939	5 753 960	8 397 050	10 281 395	5 143 084		x
Q. 4	48 481 420	5 289 351	668 485	2 352 117	7 027 942	174 013	5 727 840	8 890 840	11 812 212	5 515 165		x
1986 Q. 1	48 130 290	5 318 420	580 777	2 211 772	8 266 646	176 598	5 493 986	8 662 614	11 146 451	5 155 992		x
Q. 2	51 868 027	6 333 141	524 703	2 203 050	8 766 043	185 843	5 962 166	9 805 578	11 684 591	5 177 696		x
Q. 3	47 145 452	5 806 235	512 070	1 852 232	7 105 377	197 634	6 048 994	8 650 469	10 534 572	5 558 329		x
Q. 4	50 416 654	5 467 508	696 526	2 469 000	6 892 050	185 074	6 038 267	9 431 855	12 230 174	5 942 062		x
1987 Q. 1	49 725 715	5 089 013	579 116	2 161 725	8 486 640	197 489	6 389 329	9 088 813	11 284 182	5 572 327		x
Q. 2	52 517 202	5 834 605	580 649	2 615 111	7 969 189	196 067	6 223 519	9 885 329	12 738 231	5 387 803		x
Q. 3	49 209 620	5 891 026	575 139	2 190 277	7 549 518	207 682	6 253 519	8 774 666	10 795 455	6 084 130		x
Q. 4	54 665 674	6 010 937	743 400	2 400 342	7 982 571	199 120	6 443 065	9 931 143	12 922 219	6 505 438		x
1988 Q. 1	51 875 572	5 586 161	609 058	2 445 498	7 649 292	190 864	6 835 828	9 598 124	12 331 186	5 799 008		x
Q. 2	53 845 550	6 223 635	611 735	2 635 157	6 956 281	221 833	6 905 251	10 548 656	13 299 535	5 427 479		x
Q. 3	50 680 210	5 934 771	588 911	2 144 787	7 005 891	252 937	6 988 692	9 376 735	11 443 809	5 998 692		x
Q. 4	59 669 231	6 175 959	786 069	2 666 691	7 517 633	221 270	7 766 768	11 107 565	15 629 582	6 488 922		x
Other Countries <sup>4)</sup>												
1984 ....	179 886 297	16 403 771	1 193 060	17 952 200	37 010 847	1 016 219	10 634 273	30 034 017	35 680 704	22 820 152		x
1985 ....	185 518 427	16 945 835	1 290 416	18 544 252	36 917 900	1 105 559	11 431 795	30 216 432	38 829 053	23 734 014		x
1986 ....	199 945 573	17 421 416	1 225 668	18 733 318	37 427 653	1 177 163	11 855 961	32 393 746	43 844 888	28 036 723		x
1987 ....	212 683 097	18 890 923	1 314 046	19 863 463	34 651 387	1 066 617	12 596 307	33 678 524	49 028 491	33 577 734		x
1988 ....	229 311 741	19 392 415	1 149 564	19 385 462	38 451 298	1 038 460	13 497 170	36 720 105	54 900 302	35 901 456		x
1984 Q. 1	45 701 120	4 321 861	290 944	4 647 652	9 514 521	247 744	2 759 471	7 707 419	8 317 863	6 095 439		x
Q. 2	44 951 244	3 936 872	293 966	4 514 837	9 516 460	245 693	2 669 051	7 749 535	8 900 022	5 238 050		x
Q. 3	43 723 669	3 750 494	290 337	4 283 894	9 188 085	265 348	2 752 315	7 143 411	8 536 104	5 869 221		x
Q. 4	45 510 264	4 394 544	317 813	4 505 817	8 791 781	257 434	2 453 436	7 433 652	9 926 715	5 617 442		x
1985 Q. 1	45 269 134	4 268 491	327 155	4 471 926	8 483 043	243 191	2 816 587	7 576 951	9 401 702	6 355 113		x
Q. 2	45 527 005	4 022 949	308 942	4 806 656	9 486 446	269 019	3 024 172	7 521 292	9 394 432	5 197 506		x
Q. 3	46 664 314	3 936 545	314 524	4 593 651	10 041 917	292 609	2 856 175	7 420 124	9 400 850	6 095 588		x
Q. 4	48 057 974	4 717 850	339 795	4 672 019	8 906 494	300 740	2 734 861	7 698 065	10 632 069	6 085 807		x
1986 Q. 1	47 721 686	4 297 426	293 354	4 563 041	9 006 710	252 538	2 700 988	7 974 003	10 144 823	6 735 186		x
Q. 2	50 777 763	4 326 416	272 689	4 913 554	9 798 909	286 593	3 026 358	8 451 822	11 120 965	6 364 390		x



1 Development of Current Value and Volume of Imports and Exports  
(Special Trade) by Sections of the SITC - Rev. 3

1.2 Exports by Groups of Countries  
- Countries of consumption -

Year Quarter	Total	Section									Commodities and trans- actions not classified acc. to kind 1)
		0 Food and live animals	1 Beverages and tobacco	2 Crude materials, inedible	3 Mineral fuels, lubricants etc.	4 Animal and vegetable oils and fats	5 Chemicals	6 Manufactured goods classified chiefly by material	7 Machinery and transport equipment	8 Miscella- neous manufactured articles	
Current Value in 1 000 DM											
Total											
1984 ....	488 222 999	20 925 370	3 097 820	9 806 646	16 104 768	2 570 681	66 261 914	91 117 283	218 802 236	46 385 773	13 150 508
1985 ....	537 164 225	21 540 560	3 510 885	10 727 982	15 284 115	2 795 279	71 143 347	100 311 312	246 715 223	53 625 182	11 510 340
1986 ....	526 363 011	21 712 601	3 363 379	9 225 052	8 611 437	1 689 614	67 691 009	95 134 314	251 331 983	55 921 241	11 682 381
1987 ....	527 376 738	21 103 052	3 095 612	9 240 763	7 103 936	1 322 247	68 485 171	93 344 291	255 132 293	56 837 432	11 711 941
1988 ....	567 653 979	23 644 276	3 249 220	10 639 085	6 918 414	1 596 459	76 908 424	102 554 733	272 817 717	62 363 668	6 961 983
1984 Q. 1	120 112 929	5 240 700	606 642	2 432 501	4 086 964	600 014	16 879 927	21 790 181	54 359 142	11 224 697	2 892 161
Q. 2	115 087 698	5 007 132	809 223	2 434 698	3 896 807	571 112	16 434 877	22 561 746	49 415 971	10 513 228	3 442 904
Q. 3	117 969 379	5 029 824	866 528	2 316 421	3 796 255	671 400	16 097 428	22 589 936	51 164 061	12 264 389	3 173 137
Q. 4	135 052 993	5 647 714	815 427	2 623 026	4 324 742	728 155	16 849 682	24 175 420	63 863 062	12 383 459	3 642 306
1985 Q. 1	133 843 859	5 187 774	771 400	2 727 622	4 131 201	732 976	18 297 869	24 733 057	61 694 681	12 862 195	2 705 084
Q. 2	134 072 873	5 311 885	928 930	2 884 321	4 246 888	702 314	18 484 464	25 221 040	61 190 657	12 435 759	2 666 615
Q. 3	130 759 406	5 123 791	992 996	2 523 067	3 808 018	705 606	17 677 660	24 769 361	58 092 794	14 081 804	2 984 309
Q. 4	138 488 087	5 917 110	817 559	2 592 972	3 098 008	654 383	16 683 354	25 587 854	65 737 091	14 245 424	3 154 332
1986 Q. 1	130 303 048	5 391 060	773 390	2 401 226	2 684 011	522 630	17 700 078	23 637 602	60 819 996	13 685 279	2 687 776
Q. 2	135 004 665	5 394 506	859 114	2 409 171	2 161 685	409 049	17 582 283	24 967 797	64 896 132	13 226 467	3 098 461
Q. 3	125 929 129	5 157 936	955 723	2 074 178	1 841 977	386 875	16 259 781	22 788 927	59 035 012	14 592 749	2 835 971
Q. 4	135 126 169	5 769 099	775 152	2 340 477	1 923 764	371 060	16 148 867	23 739 988	66 580 843	14 416 746	3 060 173
1987 Q. 1	127 187 410	5 432 052	702 356	2 253 035	1 775 767	339 966	16 789 098	22 272 370	61 265 919	13 861 927	2 494 920
Q. 2	129 827 755	5 150 084	741 939	2 300 607	1 768 105	321 927	17 276 687	23 262 318	63 015 541	13 014 101	2 976 546
Q. 3	127 399 780	4 937 616	845 062	2 168 680	1 680 396	314 767	16 809 744	22 908 278	59 669 385	14 898 858	3 166 994
Q. 4	142 961 793	5 583 300	806 255	2 518 441	1 879 668	345 587	17 609 642	24 901 425	71 181 488	15 062 546	3 073 681
1988 Q. 1	128 147 300	5 360 572	664 748	2 441 701	1 623 855	346 287	18 835 884	22 971 136	59 932 777	14 312 700	1 657 640
Q. 2	141 199 455	5 630 750	866 121	2 662 476	1 748 773	364 864	19 316 451	25 605 854	68 199 150	14 931 170	1 873 846
Q. 3	138 854 475	5 986 533	862 915	2 522 558	1 780 341	436 678	18 889 757	25 237 475	65 396 762	16 067 096	1 674 360
Q. 4	159 452 749	6 666 421	855 436	3 012 350	1 765 445	448 630	19 866 332	28 740 268	79 289 028	17 052 702	1 756 137
EC-Countries <sup>2)</sup>											
1984 ....	232 812 022	14 191 278	1 986 158	5 844 585	10 540 379	1 905 111	31 446 402	45 303 900	95 303 716	21 354 266	4 936 227
1985 ....	254 866 916	14 949 251	2 326 965	6 367 167	9 270 262	2 046 324	33 921 372	49 995 468	106 255 303	24 408 066	5 326 738
1986 ....	252 394 936	15 154 937	2 231 279	5 597 775	4 834 269	1 194 435	32 647 596	49 454 183	109 886 112	26 424 747	4 969 603
1987 ....	259 655 665	15 044 789	2 100 574	5 675 704	4 120 495	882 861	33 574 415	49 269 239	116 324 642	27 857 613	4 805 333
1988 ....	286 273 757	16 715 115	2 235 181	6 387 823	4 011 719	1 121 084	37 789 528	54 376 537	130 577 385	30 293 291	2 766 094
1984 Q. 1	58 196 246	3 371 496	388 259	1 487 357	2 623 171	417 327	8 258 022	11 038 571	24 001 351	5 481 747	1 128 945
Q. 2	54 861 179	3 224 057	523 104	1 442 339	2 535 021	428 436	7 794 135	11 480 056	21 478 346	4 824 186	1 131 499
Q. 3	55 986 962	3 564 064	543 540	1 342 267	2 560 279	500 773	7 520 757	10 784 304	22 352 491	5 485 462	1 333 025
Q. 4	63 767 635	4 031 661	531 255	1 572 622	2 821 908	558 575	7 873 488	12 000 969	27 471 528	5 562 871	1 342 758
1985 Q. 1	64 937 368	3 586 458	519 978	1 669 188	2 671 673	544 350	8 739 756	12 532 003	27 471 898	6 098 600	1 103 464
Q. 2	64 422 671	3 611 917	592 324	1 677 552	2 639 085	524 901	8 893 110	12 623 023	26 985 245	5 592 198	1 283 316
Q. 3	60 489 530	3 602 592	645 887	1 476 352	2 250 332	497 189	8 256 358	12 069 083	23 714 876	6 405 420	1 571 441
Q. 4	65 017 347	4 148 284	568 776	1 544 075	1 709 172	479 884	8 032 148	12 771 359	28 083 284	6 311 848	1 368 517
1986 Q. 1	63 928 143	3 681 875	524 321	1 519 949	1 395 608	388 559	8 863 273	12 595 470	27 035 071	6 660 400	1 263 617
Q. 2	65 352 860	3 662 777	548 731	1 439 736	1 233 900	281 861	8 509 799	13 083 104	29 118 623	6 178 992	1 295 337
Q. 3	58 749 946	3 669 692	611 846	1 230 596	1 054 943	267 449	7 477 030	11 618 043	24 665 010	6 926 823	1 228 514
Q. 4	64 363 987	4 140 593	546 381	1 407 494	1 149 818	256 566	7 797 494	12 157 566	29 067 408	6 658 532	1 182 135
1987 Q. 1	63 439 763	3 700 750	468 170	1 415 438	1 074 231	227 760	8 540 107	12 103 733	27 872 065	6 965 754	1 071 755
Q. 2	64 900 520	3 593 939	500 833	1 402 991	1 051 818	222 293	8 708 929	12 389 324	29 574 650	6 327 562	1 128 181
Q. 3	62 086 590	3 607 457	570 802	1 296 053	933 785	216 329	7 909 640	11 888 862	27 060 121	7 333 681	1 269 860
Q. 4	69 228 792	4 142 643	560 769	1 561 222	1 060 661	216 479	8 415 739	12 887 320	31 817 806	7 230 616	1 335 537
1988 Q. 1	67 076 696	3 793 603	451 845	1 501 863	980 100	243 870	9 705 860	12 724 312	29 729 397	7 295 461	650 385
Q. 2	72 404 365	3 917 121	593 792	1 583 123	1 024 444	251 926	9 506 889	13 630 355	34 014 042	7 113 030	769 643
Q. 3	68 344 260	4 263 325	571 524	1 476 274	983 038	297 710	8 868 240	12 848 708	30 583 828	7 797 335	654 278
Q. 4	78 448 436	4 741 066	618 020	1 826 563	1 024 137	327 578	9 708 539	15 173 162	36 250 118	8 087 465	691 788
Other Countries <sup>3)</sup>											
1984 ....	255 410 977	6 734 092	1 111 662	3 962 061	5 564 389	665 570	34 815 512	45 813 383	123 498 520	25 031 507	8 214 281
1985 ....	282 297 309	6 591 309	1 183 920	4 360 815	6 013 853	748 955	37 221 975	50 315 844	140 459 920	29 217 116	6 183 602
1986 ....	273 968 075	6 557 664	1 132 100	3 627 277	3 777 168	495 179	35 043 413	45 680 131	141 445 871	29 496 494	6 712 778
1987 ....	267 721 073	6 058 263	995 038	3 565 059	2 983 441	439 386	34 910 756	44 075 052	138 807 651	28 979 819	6 906 608
1988 ....	281 380 222	6 929 161	1 014 039	4 251 262	2 906 695	475 375	39 118 896	48 178 196	142 240 332	32 070 377	4 195 889
1984 Q. 1	61 916 683	1 869 204	218 383	945 144	1 463 793	182 687	8 621 905	10 751 610	30 357 791	5 742 950	1 763 216
Q. 2	60 226 519	1 783 075	286 119	992 359	1 361 786	142 676	8 640 742	11 081 690	27 937 625	5 689 042	2 311 405
Q. 3	61 982 417	1 465 760	322 988	974 154	1 235 976	170 627	8 576 671	11 805 632	28 811 570	6 778 927	1 840 112
Q. 4	71 285 358	1 616 053	284 172	1 050 404	1 502 834	169 580	8 976 194	12 174 451	36 391 534	6 820 588	2 299 548
1985 Q. 1	68 906 491	1 601 316	251 422	1 058 434	1 459 528	188 626	9 558 113	12 201 054	34 222 783	6 763 595	1 601 620
Q. 2	69 650 202	1 699 968	336 606	1 206 769	1 607 803	177 413	9 591 354	12 598 017	34 205 412	6 843 561	1 383 299
Q. 3	70 269 876	1 521 199	347 109	1 046 715	1 557 686	208 417	9 421 302	12 700 278	34 377 918	7 676 384	1 412 868
Q. 4	73 470 740	1 768 826	248 783	1 048 897	1 388 836	174 499	8 651 206	12 816 495	37 653 807	7 933 576	1 785 815
1986 Q. 1	66 374 905	1 709 185	249 069	881 277	1 288 403	134 071	8 836 805	11 042 132	33 784 925	7 024 879	1 424 159
Q. 2											

## 1 Development of Current Value and Volume of Imports and Exports

## (Special Trade) by Sections of the SITC - Rev. 3

## 1.2 Exports by Groups of Countries

## - Countries of consumption -

Year Quarter	Section											Commodities and trans- actions not classified acc. to kind 1)
	Total	0	1	2	3	4	5	6	7	8	9	
		Food and live animals	Beverages and tobacco	Crude materials, inedible	Mineral fuels, lubricants etc.	Animal and vegetable oils and fats	Chemicals	Manufactured goods classified chiefly by material	Machinery and transport equipment	Miscella- neous manufactured articles		
Volume in 1 000 DM 2)												
Total												
1984 ....	419 768 959	19 156 339	2 584 568	8 499 025	12 387 030	1 668 951	57 672 627	81 627 226	183 412 300	41 037 206	x	
1985 ....	444 574 891	19 702 574	2 717 732	8 966 133	11 279 136	1 883 761	60 222 590	86 754 594	196 821 352	46 108 564	x	
1986 ....	450 479 258	21 874 453	2 634 278	8 662 201	8 569 981	2 011 613	61 768 656	85 663 502	200 076 746	48 399 718	x	
1987 ....	463 434 606	22 831 279	2 596 540	9 617 760	8 276 700	2 143 388	65 368 937	89 054 672	203 104 509	50 119 400	x	
1988 ....	494 264 546	24 314 814	2 784 328	10 155 439	9 058 819	2 250 342	71 131 890	96 177 003	217 617 189	54 092 293	x	
1984 Q. 1	104 841 648	4 775 002	495 476	2 091 572	3 123 904	424 773	15 002 811	20 082 782	46 280 945	9 969 435	x	
Q. 2	100 580 035	4 605 307	683 395	2 149 479	3 084 376	374 093	14 509 564	20 405 602	42 227 621	9 445 697	x	
Q. 3	100 471 998	4 567 718	722 522	1 997 495	2 927 011	421 099	13 806 710	19 960 810	42 400 866	10 809 320	x	
Q. 4	113 875 278	5 208 312	683 175	2 260 479	3 251 739	448 986	14 353 542	21 178 032	52 502 868	10 812 754	x	
1985 Q. 1	110 802 440	4 633 384	599 298	2 209 915	2 982 473	446 589	15 390 739	21 389 753	49 732 187	10 996 525	x	
Q. 2	110 300 051	4 735 379	712 998	2 390 948	3 074 151	418 433	15 502 978	21 696 507	48 757 263	10 678 849	x	
Q. 3	107 538 445	4 731 737	768 116	2 118 361	2 793 872	481 726	14 804 108	21 412 740	45 790 376	12 043 868	x	
Q. 4	115 933 955	5 602 074	637 320	2 246 909	2 428 640	537 013	14 524 765	22 255 594	52 541 526	12 389 322	x	
1986 Q. 1	109 726 506	5 267 769	598 050	2 098 669	2 290 817	487 875	15 424 451	20 933 149	48 572 112	11 672 965	x	
Q. 2	115 389 871	5 326 414	652 808	2 217 244	2 034 085	460 346	15 978 911	22 217 433	51 985 380	11 530 047	x	
Q. 3	108 170 786	5 210 674	749 129	1 981 170	2 014 279	508 400	14 977 315	20 646 026	46 845 249	12 618 663	x	
Q. 4	117 192 095	6 069 596	634 291	2 365 118	2 230 800	554 992	15 387 979	21 866 894	52 674 005	12 578 043	x	
1987 Q. 1	111 148 347	5 981 261	574 932	2 270 521	2 027 167	550 821	15 983 971	21 037 287	48 583 761	11 923 662	x	
Q. 2	114 647 263	5 623 552	619 287	2 441 186	1 994 130	519 400	16 478 760	22 300 626	50 388 019	11 649 822	x	
Q. 3	111 787 200	5 229 614	700 557	2 280 269	1 994 716	506 585	15 997 615	21 904 857	47 336 111	13 050 065	x	
Q. 4	125 851 796	5 996 852	702 264	2 625 784	2 260 687	566 582	16 908 591	23 811 902	56 796 618	13 495 851	x	
1988 Q. 1	114 469 693	5 689 091	571 892	2 432 550	1 972 412	552 366	17 756 530	22 447 442	48 856 551	12 624 592	x	
Q. 2	124 541 907	5 888 561	731 803	2 570 479	2 245 383	547 022	17 977 618	24 224 452	55 316 569	13 109 363	x	
Q. 3	119 900 109	6 069 412	735 352	2 360 017	2 430 575	574 648	17 207 077	23 467 258	51 765 492	13 726 284	x	
Q. 4	135 352 837	6 667 750	745 281	2 792 393	2 410 449	576 306	18 190 665	26 037 851	61 678 577	14 632 054	x	
EC-Countries <sup>3)</sup>												
1984 ....	201 326 356	12 687 209	1 668 886	5 090 611	7 757 936	1 183 981	27 788 425	40 601 733	80 976 319	19 181 690	x	
1985 ....	213 636 772	13 231 715	1 798 180	5 341 017	6 559 332	1 353 862	29 259 768	43 437 559	86 694 606	21 331 385	x	
1986 ....	219 617 848	14 086 660	1 733 523	5 343 202	4 347 467	1 406 494	30 299 259	44 521 190	90 029 282	23 337 292	x	
1987 ....	230 822 846	14 710 262	1 738 599	5 987 895	4 136 661	1 413 155	32 322 942	46 368 140	94 837 853	24 990 903	x	
1988 ....	250 524 505	15 628 091	1 863 913	6 156 794	4 317 121	1 570 645	35 356 935	50 919 898	105 334 420	26 774 206	x	
1984 Q. 1	51 002 408	2 988 675	313 083	1 270 541	1 917 415	286 410	7 414 479	10 114 619	20 752 607	4 927 873	x	
Q. 2	48 078 712	2 883 395	445 365	1 282 268	1 914 143	271 080	6 946 344	10 363 314	18 541 216	4 418 503	x	
Q. 3	47 666 018	3 160 696	457 737	1 150 278	1 892 200	293 770	6 565 139	9 550 130	18 534 485	4 879 184	x	
Q. 4	54 579 218	3 654 443	452 701	1 387 524	2 034 178	332 721	6 862 463	10 573 670	23 148 011	4 956 130	x	
1985 Q. 1	54 353 960	3 110 581	403 221	1 336 240	1 851 890	323 204	7 566 917	10 892 229	22 683 723	5 239 485	x	
Q. 2	53 670 714	3 114 184	454 647	1 371 221	1 845 780	307 474	7 591 563	10 926 206	22 036 609	4 917 183	x	
Q. 3	50 193 077	3 208 824	495 897	1 273 519	1 566 446	335 156	6 971 557	10 428 265	18 992 498	5 560 870	x	
Q. 4	55 419 021	3 798 126	444 415	1 360 037	1 295 216	388 028	7 129 731	11 190 859	22 981 776	5 613 847	x	
1986 Q. 1	54 532 125	3 318 125	403 265	1 339 739	1 144 805	366 463	7 750 849	11 174 093	22 152 362	5 744 927	x	
Q. 2	56 681 716	3 302 712	406 198	1 341 436	1 062 389	310 704	7 889 977	11 658 849	23 971 988	5 564 941	x	
Q. 3	51 322 639	3 406 922	473 553	1 207 604	975 494	354 421	7 051 732	10 545 041	20 106 111	6 070 966	x	
Q. 4	57 081 368	4 058 901	450 507	1 454 423	1 164 779	374 906	7 606 701	11 143 207	23 798 821	5 956 458	x	
1987 Q. 1	56 160 894	3 633 489	380 047	1 444 846	1 032 446	354 234	8 220 631	11 321 170	22 726 522	6 073 425	x	
Q. 2	57 766 002	3 451 260	414 427	1 489 064	1 013 310	358 904	8 305 564	11 706 806	24 281 523	5 732 082	x	
Q. 3	55 174 522	3 550 467	460 915	1 404 287	963 026	352 130	7 632 651	11 204 069	21 934 028	6 531 220	x	
Q. 4	61 721 428	4 075 046	483 210	1 649 698	1 127 879	347 887	8 164 096	12 136 095	25 895 780	6 654 174	x	
1988 Q. 1	60 226 953	3 623 228	376 780	1 515 784	982 617	378 173	9 196 687	12 287 933	24 669 426	6 571 562	x	
Q. 2	63 701 089	3 698 008	482 571	1 533 867	1 071 894	378 025	8 910 459	12 802 033	27 746 064	6 339 214	x	
Q. 3	59 045 085	3 926 971	476 766	1 402 461	1 098 899	389 337	8 196 255	11 964 017	24 225 679	6 770 443	x	
Q. 4	67 551 378	4 379 884	527 796	1 704 682	1 163 711	425 110	9 053 534	13 865 915	28 693 251	7 092 987	x	
Other Countries <sup>4)</sup>												
1984 ....	218 442 603	6 469 130	915 682	3 408 414	4 629 094	484 970	29 884 202	41 025 493	102 435 981	21 855 516	x	
1985 ....	230 938 119	6 470 859	919 552	3 625 116	4 719 804	529 899	30 962 822	43 317 035	110 126 746	24 777 179	x	
1986 ....	230 861 410	7 787 793	900 755	3 318 999	4 222 514	605 119	31 469 397	41 142 312	110 047 464	25 062 426	x	
1987 ....	232 611 760	8 121 017	857 941	3 629 865	4 140 039	730 233	33 045 995	42 686 532	108 266 656	25 128 497	x	
1988 ....	243 740 041	8 686 723	920 415	3 998 645	4 741 698	679 697	35 774 955	45 257 105	112 282 769	27 318 087	x	
1984 Q. 1	53 839 240	1 786 327	182 393	821 031	1 206 489	138 363	7 588 332	9 968 163	25 528 338	5 041 562	x	
Q. 2	52 501 323	1 721 912	238 030	867 211	1 170 233	103 013	7 563 220	10 042 288	23 686 405	5 027 194	x	
Q. 3	52 805 980	1 407 022	264 785	847 217	1 034 811	127 329	7 241 571	10 410 680	23 866 381	5 930 136	x	
Q. 4	59 296 060	1 553 869	230 474	872 955	1 217 561	116 265	7 491 079	10 604 362	29 354 857	5 856 624	x	
1985 Q. 1	56 448 480	1 522 803	196 077	873 675	1 130 583	123 385	7 823 822	10 497 524	27 048 464	5 757 040	x	
Q. 2	56 629 337	1 621 195	258 351	1 019 727	1 228 371	110 959	7 911 415	10 770 301	26 720 654	5 761 666	x	
Q. 3	57 345 368	1 522 913	272 219	844 842	1 227 426	146 570	7 832 551	10 984 475	26 797 878	6 482 998	x	
Q. 4	60 514 934	1 803 948	192 905	886 872	1 133 424	148 985	7 395 034	11 064 735	29 559 750	6 775 475	x	
1986 Q. 1	55 194 381	1 949 644	194 785	758 930	1 146 012	121 412	7 673 602	9 759 056	26 419 750	5 928 038	x	
Q. 2	58 708 155	2 023 702	246 610	875 808	971 696	149 642	8 088 934	10 558 584	28 013 392	5 965 106	x	
Q. 3	56 848 147	1 803 752	275 576	773 566	1 038 785	153 979	7 925 583	10 100 985	26 739 138	6 547 697	x	
Q. 4	60 110 727	2 010 695	183 784	910 695	1 066 021	180 086	7 781 278	10 723 687	28 875 184	6 621 585		

2 Index of Current Value, Volume and Average Value of Imports and Exports  
(Special Trade) by Sections of the SITC - Rev. 3

1980 = 100

2.1 Total

Year Quarter	Imports										
	Total	Section									
		0 Food and live animals	1 Beverages and tobacco	2 Crude materials, inedible	3 Mineral fuels, lubricants etc.	4 Animal and vegetable oils and fats	5 Chemicals	6 Manufactured goods classified chiefly by material	7 Machinery and transport equipment	8 Miscella- neous manufactured articles	9 Commodities and trans- actions not classified acc. to kind 1)
Index of Current Value											
1984 ....	127,2	126,1	120,8	117,0	116,1	204,6	153,5	116,8	149,3	125,6	x
1985 ....	135,9	133,3	135,1	120,3	120,9	190,8	170,8	122,8	166,3	134,1	x
1986 ....	121,2	128,5	132,0	100,0	63,3	105,2	158,6	120,3	171,0	141,7	x
1987 ....	120,0	120,7	131,3	94,7	51,8	81,3	159,4	117,4	179,7	155,9	x
1988 ....	128,8	124,6	128,7	107,6	44,0	100,7	176,4	131,9	201,1	166,5	x
1984 Q. 1	127,4	123,5	118,1	117,8	121,8	177,9	154,2	116,3	142,3	131,0	x
Q. 2	124,8	133,3	114,7	115,6	112,9	195,3	154,4	119,8	143,5	111,1	x
Q. 3	124,0	121,6	109,3	111,5	113,7	224,3	152,1	111,0	142,9	132,1	x
Q. 4	132,6	126,1	141,0	123,0	116,0	221,1	153,1	120,1	168,4	128,0	x
1985 Q. 1	140,9	137,3	135,1	126,1	133,2	208,2	166,9	121,5	170,5	143,9	x
Q. 2	135,4	139,0	129,3	127,6	120,4	202,9	174,2	126,5	164,4	117,4	x
Q. 3	132,6	127,6	122,6	113,2	119,4	198,0	173,8	119,8	155,2	139,8	x
Q. 4	134,6	129,1	153,6	114,2	110,7	153,9	168,1	123,5	175,1	135,1	x
1986 Q. 1	126,3	127,3	130,5	106,4	92,1	121,0	158,1	120,4	163,7	139,9	x
Q. 2	125,2	140,6	121,0	104,1	65,6	112,1	164,5	128,7	176,6	129,0	x
Q. 3	113,1	119,5	128,3	88,7	47,6	99,4	159,0	113,3	159,7	149,4	x
Q. 4	120,2	126,6	148,3	100,8	47,8	88,2	152,7	119,0	184,1	148,6	x
1987 Q. 1	116,6	116,7	120,9	94,7	52,8	79,0	157,2	113,4	171,9	154,1	x
Q. 2	119,3	125,7	121,4	95,0	50,3	76,7	158,1	119,4	183,9	139,3	x
Q. 3	116,6	113,6	121,6	91,0	52,2	83,9	160,4	112,0	166,3	166,5	x
Q. 4	127,6	126,9	161,4	98,3	52,0	85,4	161,8	124,8	196,5	163,8	x
1988 Q. 1	120,6	117,7	114,8	98,4	45,6	76,7	167,7	119,4	183,6	166,7	x
Q. 2	125,6	127,7	121,1	108,7	42,1	89,3	169,4	131,7	200,7	144,2	x
Q. 3	125,6	118,8	120,6	105,3	44,5	119,7	174,6	126,7	187,6	176,4	x
Q. 4	143,3	134,3	158,1	117,9	43,7	117,2	193,8	149,8	232,6	178,6	x
Index of Volume											
1984 ....	105,3	110,3	100,9	97,3	84,2	121,5	132,2	104,5	124,2	106,1	x
1985 ....	109,7	118,1	106,8	102,1	85,7	126,3	140,5	106,2	131,8	111,0	x
1986 ....	116,4	121,3	103,9	103,6	89,8	133,1	146,5	113,0	140,4	126,4	x
1987 ....	122,7	125,4	111,4	110,3	87,4	129,3	156,9	117,0	151,9	144,8	x
1988 ....	130,5	130,2	110,0	110,5	88,6	133,3	173,8	126,8	168,9	151,1	x
1984 Q. 1	106,6	107,6	100,8	99,4	88,3	116,6	133,5	106,9	121,2	111,3	x
Q. 2	104,9	114,6	96,3	97,3	83,7	117,8	134,8	108,3	121,3	97,5	x
Q. 3	101,9	107,3	91,7	92,0	83,8	123,8	129,8	97,9	117,7	107,7	x
Q. 4	107,8	111,9	114,7	100,6	80,8	127,5	130,9	105,1	136,4	107,8	x
1985 Q. 1	109,6	118,0	110,9	99,0	86,2	119,9	137,3	104,2	134,5	114,4	x
Q. 2	107,4	118,5	103,1	105,2	82,9	120,5	142,2	107,9	128,1	97,9	x
Q. 3	108,6	115,7	94,9	98,3	90,2	133,1	142,5	103,7	123,6	113,9	x
Q. 4	113,1	120,4	118,4	106,0	83,6	131,5	140,1	108,8	140,9	117,6	x
1986 Q. 1	112,3	115,7	102,7	102,2	90,6	118,9	135,7	109,1	133,7	120,5	x
Q. 2	120,3	128,2	93,7	107,4	97,4	130,9	148,8	119,7	143,2	117,0	x
Q. 3	112,5	115,2	101,0	92,8	88,6	138,3	150,7	108,0	131,2	130,6	x
Q. 4	120,6	126,3	118,5	112,1	82,6	144,4	150,8	115,3	153,5	137,3	x
1987 Q. 1	118,0	117,5	102,3	105,1	87,3	128,1	155,0	113,3	144,2	140,0	x
Q. 2	122,6	126,6	103,4	115,6	86,3	125,7	156,4	120,3	154,6	132,4	x
Q. 3	119,2	120,8	104,8	107,8	86,9	131,8	156,3	111,4	140,1	151,9	x
Q. 4	130,8	136,8	135,0	112,7	89,2	131,6	159,8	122,9	168,6	154,9	x
1988 Q. 1	124,6	123,9	100,4	108,4	87,3	112,5	167,4	120,3	156,8	150,4	x
Q. 2	128,0	131,0	104,3	114,9	84,4	128,3	168,0	128,7	168,2	135,2	x
Q. 3	126,3	124,6	105,8	103,7	89,6	149,8	171,3	120,0	155,8	156,8	x
Q. 4	143,0	141,5	129,4	114,8	93,3	142,7	188,6	138,2	194,7	161,9	x
Index of Average Value											
1984 ....	120,8	114,3	119,7	120,2	138,0	168,5	116,1	111,7	120,2	118,4	x
1985 ....	123,9	112,8	126,5	117,8	141,0	151,1	121,5	115,7	126,2	120,8	x
1986 ....	104,1	105,9	127,0	96,5	70,5	79,0	108,2	106,5	121,8	112,1	x
1987 ....	97,8	96,2	117,9	85,9	59,3	62,8	101,6	100,4	118,3	107,7	x
1988 ....	98,7	95,7	117,0	97,4	49,6	75,5	101,5	104,0	119,1	110,2	x
1984 Q. 1	119,5	114,8	117,2	118,6	138,0	152,5	115,5	108,9	117,4	117,7	x
Q. 2	118,9	116,4	119,1	118,8	134,9	165,7	114,6	110,6	118,3	114,0	x
Q. 3	121,8	113,4	119,2	121,3	135,7	181,1	117,2	113,3	121,4	122,7	x
Q. 4	123,0	112,7	122,9	122,2	143,6	173,4	117,1	114,3	123,4	118,8	x
1985 Q. 1	128,5	116,4	121,8	127,3	154,6	173,6	121,5	116,6	126,8	125,8	x
Q. 2	126,1	117,3	125,4	121,3	145,2	168,4	122,5	117,2	128,3	119,9	x
Q. 3	122,1	110,3	129,1	115,2	132,3	148,8	122,0	115,5	125,6	122,8	x
Q. 4	119,0	107,3	129,7	107,8	132,4	117,0	120,0	113,5	124,2	114,9	x
1986 Q. 1	112,4	110,1	127,1	104,0	101,7	101,8	116,6	110,4	122,5	116,1	x
Q. 2	104,1	109,7	129,2	96,9	67,4	85,7	110,5	107,5	123,3	110,2	x
Q. 3	100,5	103,8	127,0	95,5	53,7	71,9	105,5	104,9	121,7	114,3	x
Q. 4	99,7	100,3	125,2	90,0	57,9	61,1	101,2	103,2	120,0	108,2	x
1987 Q. 1	98,7	99,3	118,2	90,1	60,5	61,7	101,4	100,1	119,3	110,1	x
Q. 2	97,2	99,2	117,4	82,2	58,3	61,0	101,1	99,3	118,9	105,2	x
Q. 3	97,8	94,0	116,0	84,5	60,1	63,7	102,6	100,6	118,7	109,7	x
Q. 4	97,5	92,8	119,6	87,2	58,3	64,9	101,3	101,6	116,6	105,8	x
1988 Q. 1	96,8	95,0	114,4	90,8	52,2	68,1	100,2	99,2	117,1	110,8	x
Q. 2	98,1	97,5	116,1	94,6	49,9	69,6	100,9	102,3	119,3	106,6	x
Q. 3	99,5	95,4	114,0	101,5	49,7	79,9	102,0	105,6	120,4	112,5	x
Q. 4	100,2	94,9	122,1	102,8	46,8	82,1	102,8	108,4	119,5	110,3	x

1) Goods returned and replaced have not been allocated to the various sections according to their type but were as a whole included in Section 9.

2 Index of Current Value, Volume and Average Value of Imports and Exports  
(Special Trade) by Sections of the SITC - Rev. 3

1980 = 100

2.1 Total

Year Quarter	Exports										
	Total	Section									
		0 Food and live animals	1 Beverages and tobacco	2 Crude materials, inedible	3 Mineral fuels, lubricants etc.	4 Animal and vegetable oils and fats	5 Chemicals	6 Manufactured goods classified chiefly by material	7 Machinery and transport equipment	8 Miscella- neous manufactured articles	9 Commodities and trans- actions not classified acc. to kind 1)
Index of Current Value											
1984 ....	139,4	139,1	172,5	136,6	121,8	166,8	150,2	128,0	140,9	142,1	x
1985 ....	153,3	143,2	195,6	149,4	115,6	181,4	161,2	140,9	158,9	164,3	x
1986 ....	150,2	144,4	187,3	128,5	65,1	109,7	153,4	133,7	161,9	171,3	x
1987 ....	150,5	104,3	172,4	128,7	53,7	85,8	155,2	131,1	164,3	174,1	x
1988 ....	162,0	157,2	181,0	148,2	52,3	103,6	174,3	144,1	175,7	191,0	x
1984 Q. 1	137,1	139,4	135,2	135,5	123,6	155,8	153,0	122,4	140,1	137,5	x
Q. 2	131,4	133,2	180,3	135,7	117,9	148,3	149,0	126,8	127,3	128,8	x
Q. 3	134,7	133,8	193,1	129,1	114,8	174,3	145,9	126,9	131,8	150,3	x
Q. 4	154,2	150,2	181,7	146,1	130,8	189,0	152,7	135,9	164,5	151,7	x
1985 Q. 1	152,8	138,0	171,9	152,0	125,0	190,3	165,9	139,0	159,0	157,6	x
Q. 2	153,1	141,3	207,0	160,7	128,5	182,3	167,6	141,7	157,7	152,4	x
Q. 3	149,3	136,3	221,2	140,6	115,2	183,2	160,2	139,2	149,7	172,6	x
Q. 4	158,1	157,4	182,1	144,5	93,7	169,9	151,2	143,8	169,4	174,6	x
1986 Q. 1	148,8	143,4	172,3	133,8	81,2	135,7	160,4	132,8	156,7	167,7	x
Q. 2	154,1	143,5	191,4	134,2	65,4	106,2	159,4	140,3	167,2	162,1	x
Q. 3	143,8	137,2	212,9	115,6	55,7	100,4	147,4	128,1	152,1	178,8	x
Q. 4	154,3	153,4	172,7	130,4	58,2	96,3	146,4	133,4	171,5	176,7	x
1987 Q. 1	145,2	144,5	156,5	125,5	53,7	88,3	152,2	125,2	157,8	169,9	x
Q. 2	148,2	137,0	165,3	128,2	53,5	83,6	156,6	130,7	162,4	159,5	x
Q. 3	145,5	131,3	188,3	120,8	50,8	81,7	152,4	128,7	153,7	182,6	x
Q. 4	163,2	148,5	179,6	140,3	56,9	89,7	159,6	139,9	183,4	184,6	x
1988 Q. 1	146,3	142,6	148,1	136,0	49,1	89,9	170,7	129,1	154,4	175,4	x
Q. 2	161,2	149,7	193,0	148,3	52,9	94,7	175,1	143,9	175,7	183,0	x
Q. 3	158,5	159,2	192,3	140,5	53,8	113,4	171,2	141,8	168,5	196,9	x
Q. 4	182,1	177,3	190,6	167,8	53,4	116,5	180,1	161,5	204,3	209,0	x
Index of Volume											
1984 ....	119,8	127,4	144,0	118,4	93,7	108,3	130,7	114,7	118,1	125,7	x
1985 ....	126,9	131,0	151,4	124,9	85,3	122,3	136,5	121,9	126,8	141,2	x
1986 ....	128,6	145,4	146,7	120,7	64,8	130,5	140,0	120,3	128,9	148,3	x
1987 ....	132,3	151,8	144,6	134,0	62,6	139,1	148,1	125,1	130,8	153,5	x
1988 ....	141,1	161,7	155,1	141,5	68,5	146,0	161,2	135,1	140,2	165,7	x
1984 Q. 1	119,7	127,0	110,4	116,5	94,5	110,3	136,0	112,9	119,2	122,2	x
Q. 2	114,8	122,5	152,3	119,8	93,3	97,1	131,5	114,7	108,8	115,7	x
Q. 3	114,7	121,5	161,0	111,3	88,5	109,3	125,2	112,2	109,2	132,5	x
Q. 4	130,0	138,5	152,2	125,9	98,4	116,6	130,1	119,0	135,3	132,5	x
1985 Q. 1	126,5	123,2	133,5	123,1	90,2	115,9	139,5	120,2	128,1	134,7	x
Q. 2	125,9	125,9	158,9	133,2	93,0	108,6	140,5	121,9	125,6	130,9	x
Q. 3	122,8	122,8	171,1	118,0	84,5	125,1	134,2	120,3	118,0	147,6	x
Q. 4	132,4	149,0	142,0	125,2	73,5	139,4	131,7	125,1	135,4	151,8	x
1986 Q. 1	125,3	140,1	133,2	116,9	69,3	126,6	139,8	117,6	125,1	143,0	x
Q. 2	131,8	141,6	145,4	123,5	61,5	119,5	144,8	124,8	133,9	141,3	x
Q. 3	123,5	138,6	166,9	110,4	60,9	132,0	135,8	116,0	120,7	154,6	x
Q. 4	133,8	161,4	141,3	131,8	67,5	144,1	139,5	122,9	135,7	154,1	x
1987 Q. 1	126,9	159,1	128,1	126,5	61,3	143,0	144,9	118,2	125,2	146,1	x
Q. 2	130,9	149,5	138,0	136,0	60,3	134,8	149,4	125,3	129,8	142,8	x
Q. 3	127,6	139,1	156,0	127,0	60,3	131,5	145,0	123,1	122,0	159,9	x
Q. 4	143,7	159,5	156,5	146,3	68,4	147,1	153,3	133,8	146,3	165,4	x
1988 Q. 1	130,7	151,3	127,4	135,5	59,7	143,4	161,0	126,1	125,9	154,7	x
Q. 2	142,2	156,6	163,0	143,2	67,9	142,0	163,0	136,1	142,5	160,6	x
Q. 3	136,9	161,4	163,8	131,5	73,5	149,2	156,0	131,9	133,4	168,2	x
Q. 4	154,5	177,3	166,0	155,6	72,9	149,6	164,9	146,3	158,9	179,3	x
Index of Average Value											
1984 ....	116,3	109,2	119,9	115,4	130,0	154,0	114,9	111,6	119,3	113,0	x
1985 ....	120,8	109,3	129,2	119,7	135,5	148,4	118,1	115,6	125,3	116,3	x
1986 ....	116,8	99,3	127,7	106,5	100,5	84,0	109,6	111,1	125,6	115,5	x
1987 ....	113,8	92,4	119,2	96,1	85,8	61,7	104,8	104,8	125,6	113,4	x
1988 ....	114,8	97,2	116,7	104,8	76,4	70,9	108,1	106,6	125,4	115,3	x
1984 Q. 1	114,6	109,8	122,4	116,3	130,8	141,3	112,5	108,5	117,5	112,6	x
Q. 2	114,4	108,7	118,4	113,3	126,3	152,7	113,3	110,6	117,0	111,3	x
Q. 3	117,4	110,1	119,9	116,0	129,7	159,4	116,6	113,2	120,7	113,5	x
Q. 4	118,6	108,4	119,4	116,0	133,0	162,2	117,4	114,2	121,6	114,5	x
1985 Q. 1	120,8	112,0	128,7	123,4	138,5	164,1	118,9	115,6	124,1	117,0	x
Q. 2	121,6	112,2	130,3	120,6	138,1	167,8	119,2	116,2	125,5	116,5	x
Q. 3	121,6	108,3	129,3	119,1	136,3	146,5	119,4	115,7	126,9	116,9	x
Q. 4	119,5	105,6	128,3	115,4	127,6	121,9	114,9	115,0	125,1	115,0	x
1986 Q. 1	118,8	102,3	129,3	114,4	117,2	107,1	114,8	112,9	125,2	117,2	x
Q. 2	117,0	101,3	131,6	108,7	106,3	88,9	110,0	112,4	124,8	114,7	x
Q. 3	116,4	99,0	127,6	104,7	91,4	76,1	108,6	110,4	126,0	115,6	x
Q. 4	115,3	95,0	122,2	99,0	86,2	66,9	104,9	108,6	126,4	114,6	x
1987 Q. 1	114,4	90,8	122,2	99,2	87,6	61,7	105,0	105,9	126,1	116,3	x
Q. 2	113,2	91,6	119,8	94,2	88,7	62,0	104,8	104,3	125,1	111,7	x
Q. 3	114,0	94,4	120,7	95,1	84,2	62,1	105,1	104,6	126,1	114,2	x
Q. 4	113,6	93,1	114,8	95,9	83,1	61,0	104,1	104,6	125,3	111,6	x
1988 Q. 1	111,9	94,2	116,2	100,4	82,3	62,7	106,1	102,3	122,7	113,4	x
Q. 2	113,4	95,6	118,4	103,6	77,9	66,7	107,4	105,7	123,3	113,9	x
Q. 3	115,8	98,6	117,3	106,9	73,2	76,0	109,8	107,5	126,3	117,1	x
Q. 4	117,8	100,0	114,8	107,9	73,2	77,8	109,2	110,4	128,6	116,5	x

See footnote on page 14.

2 Index of Current Value, Volume and Average Value of Imports and Exports

(Special Trade) by Sections of the SITC - Rev. 3

1980 = 100

2.2 EC-Countries

Year Quarter	Imports										
	Total	Section									
		0 Food and live animals	1 Beverages and tobacco	2 Crude materials, inedible	3 Mineral fuels, lubricants etc.	4 Animal and vegetable oils and fats	5 Chemicals	6 Manufactured goods classified chiefly by material	7 Machinery and transport equipment	8 Miscella- neous manufactured articles	9 Commodities and trans- actions not classified acc. to kind 1)
Index of Current Value											
1984 ....	129,9	124,8	118,5	130,0	148,5	207,2	149,9	112,7	135,9	113,1	x
1985 ....	140,7	135,9	129,5	143,2	158,7	193,4	165,8	120,3	147,6	121,7	x
1986 ....	128,6	134,3	132,1	127,9	88,7	119,2	155,4	120,0	149,4	127,8	x
1987 ....	127,8	130,5	137,8	125,0	74,4	99,7	158,2	117,3	155,4	136,2	x
1988 ....	134,5	134,4	146,6	144,3	57,9	125,3	175,6	129,5	171,6	137,3	x
1984 Q. 1	131,1	114,7	117,7	129,8	163,1	129,8	148,7	112,6	135,3	117,6	x
Q. 2	127,6	142,3	108,9	128,5	137,7	196,9	152,5	116,4	129,0	100,1	x
Q. 3	125,4	125,3	101,9	118,6	143,3	226,3	144,3	105,0	129,5	117,4	x
Q. 4	135,5	116,7	145,7	143,2	150,1	227,4	154,1	116,9	149,7	117,5	x
1985 Q. 1	147,2	135,8	130,5	146,7	194,9	221,8	157,9	115,0	155,8	123,6	x
Q. 2	138,2	147,0	122,8	148,1	142,4	196,5	164,6	125,2	145,0	106,9	x
Q. 3	135,6	135,7	109,6	126,4	147,0	199,1	172,2	117,3	133,8	128,7	x
Q. 4	141,9	125,2	154,9	151,4	150,5	156,0	168,3	123,7	155,7	127,6	x
1986 Q. 1	134,8	128,8	130,2	140,7	134,5	139,4	156,4	118,4	146,9	124,7	x
Q. 2	134,9	152,7	121,0	128,5	95,9	125,4	161,3	129,8	154,5	118,0	x
Q. 3	118,2	133,3	115,1	106,7	60,1	115,0	154,4	111,1	136,2	134,8	x
Q. 4	126,6	122,6	162,0	135,7	64,2	97,2	149,4	120,8	159,9	133,9	x
1987 Q. 1	123,9	117,9	126,0	124,6	80,8	99,8	158,5	112,8	147,9	134,7	x
Q. 2	129,8	139,1	128,2	127,7	71,8	96,2	155,1	121,6	167,0	122,3	x
Q. 3	121,8	131,1	125,1	111,5	70,9	101,5	158,0	109,1	140,4	143,2	x
Q. 4	135,7	133,9	172,0	135,9	74,2	101,3	161,1	125,7	166,4	144,7	x
1988 Q. 1	128,1	126,9	133,5	140,5	62,8	101,5	167,9	117,9	160,7	139,0	x
Q. 2	133,8	142,8	150,0	150,0	55,1	115,5	169,2	132,1	174,5	121,9	x
Q. 3	125,7	130,1	127,1	126,3	56,2	149,9	173,2	120,6	148,1	140,8	x
Q. 4	150,5	137,8	187,9	160,3	57,4	134,3	192,2	147,1	203,1	147,7	x
Index of Volume											
1984 ....	112,1	113,0	107,7	118,0	108,5	131,4	130,4	101,6	122,3	99,6	x
1985 ....	118,0	124,4	112,8	128,3	113,6	127,8	137,9	104,0	127,1	105,0	x
1986 ....	123,4	127,6	111,2	131,5	124,0	132,7	144,1	110,0	128,4	114,3	x
1987 ....	128,7	127,1	119,0	141,0	127,8	142,5	154,9	113,4	134,4	123,3	x
1988 ....	134,9	133,2	124,7	148,9	116,4	158,0	174,4	122,3	148,4	124,1	x
1984 Q. 1	113,1	103,0	109,0	116,7	116,9	123,4	129,9	103,5	123,8	102,2	x
Q. 2	111,4	124,4	101,1	116,3	102,9	128,0	133,9	105,6	117,5	91,7	x
Q. 3	107,9	115,1	96,3	108,9	108,4	135,1	124,5	93,9	115,1	99,6	x
Q. 4	116,1	109,4	126,5	130,2	105,7	138,9	133,4	103,5	132,9	105,0	x
1985 Q. 1	120,5	123,3	118,6	125,8	127,0	135,2	134,1	100,2	135,4	103,2	x
Q. 2	115,2	129,8	109,3	130,3	100,9	118,2	136,3	107,6	124,0	93,5	x
Q. 3	115,0	126,5	94,9	115,4	114,2	133,9	140,9	101,1	115,8	107,7	x
Q. 4	121,1	117,8	128,4	141,6	112,3	124,0	140,2	107,1	133,0	115,5	x
1986 Q. 1	120,2	118,5	111,6	133,1	132,1	125,8	134,5	104,3	125,1	108,0	x
Q. 2	129,5	141,0	100,8	132,6	140,1	132,4	146,0	118,1	131,6	108,4	x
Q. 3	117,8	129,3	98,4	111,5	113,6	140,8	148,1	104,2	118,6	116,4	x
Q. 4	125,9	121,8	133,8	148,6	110,1	131,8	147,8	113,6	137,7	124,4	x
1987 Q. 1	124,2	113,3	111,3	130,1	135,6	140,7	156,4	109,5	127,1	116,7	x
Q. 2	131,2	129,9	111,6	157,4	127,4	139,7	152,4	119,1	143,5	112,8	x
Q. 3	122,9	131,2	110,5	131,8	120,7	148,0	153,1	105,7	121,6	127,4	x
Q. 4	136,5	133,9	142,8	144,5	127,6	141,9	157,7	119,6	145,5	136,2	x
1988 Q. 1	129,6	124,4	117,0	147,2	122,2	136,0	167,3	115,6	138,9	121,4	x
Q. 2	134,5	138,6	117,5	158,6	111,2	158,0	169,0	127,0	149,8	113,6	x
Q. 3	126,6	132,2	113,2	129,1	112,0	180,2	171,1	112,9	128,9	125,6	x
Q. 4	149,0	137,5	151,0	160,5	120,1	157,6	190,1	133,8	176,0	135,9	x
Index of Average Value											
1984 ....	115,8	110,5	110,1	110,2	137,0	157,7	114,9	111,0	111,1	113,6	x
1985 ....	119,3	109,3	114,8	111,6	139,7	151,3	120,2	115,7	116,2	115,9	x
1986 ....	104,3	105,3	118,8	97,3	71,5	89,9	107,8	109,1	116,4	111,8	x
1987 ....	99,3	102,7	115,8	88,6	58,2	69,9	102,1	103,4	115,6	110,5	x
1988 ....	99,7	100,9	117,6	96,9	49,7	79,3	100,7	105,8	115,6	110,6	x
1984 Q. 1	115,8	111,3	108,0	111,2	139,6	144,3	114,5	108,9	109,3	115,1	x
Q. 2	114,6	114,7	107,7	110,5	133,8	153,8	113,9	110,2	109,8	109,1	x
Q. 3	116,2	108,8	108,1	108,9	132,2	167,6	115,9	111,9	112,5	117,9	x
Q. 4	116,7	106,6	115,1	110,0	142,1	163,7	115,5	113,0	112,6	111,9	x
1985 Q. 1	122,1	110,1	110,1	116,6	153,4	164,1	117,8	114,8	115,0	119,8	x
Q. 2	120,0	113,3	112,4	113,7	141,1	166,3	120,8	116,3	117,0	114,4	x
Q. 3	117,9	107,3	115,5	109,5	128,7	148,7	122,3	116,0	115,6	119,5	x
Q. 4	117,2	106,3	120,6	107,0	134,0	125,9	120,0	115,5	117,1	110,4	x
1986 Q. 1	112,1	108,7	116,6	105,7	101,8	110,8	116,3	113,5	117,0	115,5	x
Q. 2	104,2	108,3	120,1	96,9	68,5	94,7	110,5	109,9	117,4	108,8	x
Q. 3	100,4	103,1	117,0	95,7	52,9	81,7	104,3	106,7	114,8	115,8	x
Q. 4	100,5	100,7	121,0	91,3	58,3	73,7	101,1	106,3	116,1	107,6	x
1987 Q. 1	99,8	104,1	113,2	95,8	59,5	70,9	101,4	103,0	116,4	115,4	x
Q. 2	99,0	107,0	114,9	81,1	56,4	68,9	101,8	102,1	116,4	108,4	x
Q. 3	99,1	99,9	113,2	84,6	58,8	68,6	103,2	103,2	115,5	112,4	x
Q. 4	99,4	100,0	120,4	94,1	58,1	71,4	102,1	105,1	114,4	106,2	x
1988 Q. 1	98,9	102,0	114,1	95,5	51,4	74,6	100,4	102,0	115,7	114,5	x
Q. 2	99,5	103,0	117,3	94,6	49,6	73,1	100,1	104,0	116,5	107,3	x
Q. 3	99,3	98,4	112,3	97,8	50,2	83,2	101,2	106,8	114,9	112,1	x
Q. 4	101,0	100,2	124,4	99,9	47,7	85,2	101,1	110,0	115,4	108,7	x

See footnote on page 14.

2 Index of Current Value, Volume and Average Value of Imports and Exports  
(Special Trade) by Sections of the SITC - Rev. 3

1980 = 100

2.2 EC-Countries

Year Quarter	Exports										
	Total	Section									Commodities and trans- actions not classified acc. to kind 1)
		0 Food and live animals	1 Beverages and tobacco	2 Crude materials, inedible	3 Mineral fuels, lubricants etc.	4 Animal and vegetable oils and fats	5 Chemicals	6 Manufactured goods classified chiefly by material	7 Machinery and transport equipment	8 Miscella- neous manufactured articles	
Index of Current Value											
1984 ....	135,4	144,3	170,0	137,9	122,3	202,4	153,8	121,2	139,3	127,5	x
1985 ....	148,2	152,1	199,2	150,2	107,6	217,4	165,9	133,8	155,4	145,7	x
1986 ....	146,7	154,1	191,0	132,0	56,1	126,9	159,7	132,3	160,7	157,8	x
1987 ....	151,0	153,0	179,8	133,9	47,8	93,8	164,2	131,8	170,1	166,3	x
1988 ....	166,4	170,0	191,4	150,7	46,6	119,1	184,8	145,5	190,9	180,9	x
1984 Q. 1	135,3	137,2	133,0	140,3	121,8	177,4	161,6	118,1	140,4	130,9	x
Q. 2	127,6	131,2	179,1	136,1	117,7	182,1	152,5	122,9	125,6	115,2	x
Q. 3	130,2	145,0	186,1	126,6	118,9	212,9	147,1	115,4	130,7	131,0	x
Q. 4	148,3	164,0	181,9	148,4	131,0	237,4	154,0	128,4	160,7	132,9	x
1985 Q. 1	151,0	145,9	178,1	157,5	124,0	231,4	171,0	134,1	160,7	145,6	x
Q. 2	149,8	147,0	202,8	158,3	122,5	223,1	174,0	135,1	157,8	133,6	x
Q. 3	140,7	146,6	221,2	139,3	104,5	211,3	161,5	129,2	138,7	153,0	x
Q. 4	151,2	168,8	194,8	145,7	79,3	204,0	157,1	136,7	164,2	150,7	x
1986 Q. 1	148,7	149,8	179,6	143,4	64,8	165,2	173,4	134,8	158,1	159,1	x
Q. 2	152,0	149,0	187,9	135,8	57,3	119,8	166,5	140,0	170,3	147,6	x
Q. 3	136,6	149,3	209,5	116,1	49,0	113,7	146,3	124,3	144,3	165,4	x
Q. 4	149,7	168,5	187,1	132,8	53,4	109,1	152,5	130,1	170,0	159,0	x
1987 Q. 1	147,5	150,6	160,3	133,6	49,9	96,8	167,1	129,5	163,0	166,4	x
Q. 2	150,9	146,2	171,5	132,4	48,8	94,5	170,4	132,6	173,0	151,1	x
Q. 3	144,4	146,8	195,5	122,3	43,4	92,0	154,7	127,2	158,3	175,1	x
Q. 4	161,0	168,5	192,0	147,3	49,2	92,0	164,6	137,9	186,1	172,7	x
1988 Q. 1	156,0	154,3	154,7	141,7	45,5	103,7	189,9	136,2	173,9	174,2	x
Q. 2	168,4	159,4	203,3	149,4	47,6	107,1	186,0	145,9	198,9	169,9	x
Q. 3	158,9	173,5	195,7	139,3	45,6	126,5	173,5	137,5	178,9	186,2	x
Q. 4	182,4	192,9	211,6	172,3	47,5	139,2	189,9	162,4	212,0	193,1	x
Index of Volume											
1984 ....	117,1	129,0	142,9	120,1	90,0	125,8	135,9	108,6	118,4	114,5	x
1985 ....	124,2	134,6	153,9	126,0	76,1	143,9	143,1	116,2	126,8	127,4	x
1986 ....	127,7	143,3	148,4	126,0	50,5	149,5	148,2	119,1	131,6	139,3	x
1987 ....	134,2	149,6	148,8	141,2	48,0	150,2	151,2	124,1	138,7	149,2	x
1988 ....	145,7	159,0	159,6	145,2	50,1	166,9	172,9	136,2	154,0	159,9	x
1984 Q. 1	118,6	121,6	107,2	119,9	89,0	121,7	145,0	108,3	121,4	117,7	x
Q. 2	111,8	117,3	152,5	121,0	88,9	115,2	135,9	110,9	108,4	105,5	x
Q. 3	110,9	128,6	156,8	108,5	87,8	124,9	128,4	102,2	108,4	116,5	x
Q. 4	126,9	148,7	155,0	130,9	94,4	141,4	134,2	113,2	135,4	118,4	x
1985 Q. 1	126,4	126,6	138,1	126,1	86,0	137,4	148,0	116,6	132,7	125,1	x
Q. 2	124,8	126,7	155,7	129,4	85,7	130,7	148,5	116,9	128,9	117,4	x
Q. 3	116,7	130,6	169,8	120,2	72,7	142,5	136,4	111,6	111,1	132,8	x
Q. 4	128,9	154,5	152,2	128,3	60,1	164,9	139,5	119,8	134,4	134,1	x
1986 Q. 1	126,8	135,0	138,1	126,4	53,1	155,8	151,6	119,6	129,6	137,2	x
Q. 2	131,8	134,4	139,1	126,6	49,3	132,1	154,4	124,8	140,2	132,9	x
Q. 3	119,4	138,6	162,2	113,9	45,3	150,6	138,0	112,9	117,6	145,0	x
Q. 4	132,8	165,1	154,3	137,2	54,1	159,4	148,8	119,3	139,2	142,3	x
1987 Q. 1	130,6	147,8	130,1	136,3	47,9	150,6	160,8	121,2	132,9	145,0	x
Q. 2	134,3	140,4	141,9	140,5	47,0	152,6	162,5	125,3	142,0	136,9	x
Q. 3	128,3	144,5	157,8	132,5	44,7	149,7	149,3	119,9	128,3	156,0	x
Q. 4	143,5	165,8	165,5	155,7	52,4	147,9	159,7	129,9	151,4	158,9	x
1988 Q. 1	140,1	147,4	129,0	143,0	45,6	160,7	179,9	131,5	144,3	156,9	x
Q. 2	148,1	150,5	165,3	144,7	49,8	160,7	174,3	137,0	162,3	151,4	x
Q. 3	173,3	159,8	163,3	132,3	51,0	165,5	160,3	128,0	141,7	161,7	x
Q. 4	157,1	178,2	180,7	160,8	54,0	180,7	177,1	148,4	167,8	169,4	x
Index of Average Value											
1984 ....	115,6	111,9	119,0	114,8	135,9	160,9	113,2	111,6	117,7	111,3	x
1985 ....	119,3	113,0	129,4	119,2	141,3	151,1	115,9	115,1	122,6	114,4	x
1986 ....	114,9	107,6	128,7	104,8	111,2	84,9	107,8	111,1	122,1	113,2	x
1987 ....	112,5	102,3	120,8	94,8	99,6	62,5	103,9	106,3	122,7	111,5	x
1988 ....	114,3	107,0	119,9	103,8	92,9	71,4	106,9	106,8	124,0	113,1	x
1984 Q. 1	114,1	112,8	124,0	117,1	136,8	145,7	111,4	109,1	115,7	111,2	x
Q. 2	114,1	111,8	117,5	112,5	132,4	158,0	112,2	110,8	115,8	109,2	x
Q. 3	117,5	112,8	118,7	116,7	135,3	170,5	114,6	112,9	120,6	112,4	x
Q. 4	116,8	110,3	117,4	113,3	138,7	167,9	114,7	113,5	118,7	112,2	x
1985 Q. 1	119,5	115,3	129,0	124,9	144,3	168,4	115,5	115,1	121,1	116,4	x
Q. 2	120,0	116,0	130,3	122,3	143,0	170,7	117,1	115,5	122,5	113,7	x
Q. 3	120,5	112,3	130,2	115,9	143,7	148,3	118,4	115,7	124,9	115,2	x
Q. 4	117,3	109,2	128,0	113,5	132,0	123,7	112,7	114,1	122,2	112,4	x
1986 Q. 1	117,2	111,0	130,0	113,5	121,9	106,0	114,4	112,7	122,0	115,9	x
Q. 2	115,3	110,9	135,1	107,3	116,1	90,7	107,9	112,2	121,5	111,0	x
Q. 3	114,5	107,7	129,2	101,9	108,1	75,5	106,0	110,2	122,7	114,1	x
Q. 4	112,8	102,0	121,3	96,8	98,7	68,4	102,5	109,1	122,1	111,8	x
1987 Q. 1	113,0	101,9	123,2	98,0	104,0	64,3	103,9	106,9	122,6	114,7	x
Q. 2	112,4	104,1	120,8	94,2	103,8	61,9	105,8	105,8	121,8	110,4	x
Q. 3	112,5	101,6	123,8	92,3	97,0	61,4	103,6	106,1	123,4	112,3	x
Q. 4	112,2	101,7	116,1	94,6	94,0	62,2	103,1	106,2	122,9	108,7	x
1988 Q. 1	111,4	104,7	119,9	99,1	99,7	64,5	105,5	103,6	120,5	111,0	x
Q. 2	113,7	105,9	123,0	103,2	95,6	66,6	106,7	106,5	122,6	112,2	x
Q. 3	115,7	108,6	119,9	105,3	89,5	76,5	108,2	107,4	126,2	115,2	x
Q. 4	116,1	108,2	117,1	107,1	88,0	77,1	107,2	109,4	126,3	114,0	x

See footnote on page 14.

2 Index of Current Value, Volume and Average Value of Imports and Exports

(Special Trade) by Sections of the SITC - Rev. 3

1980 = 100

2.3 Other Countries

Year Quarter	Imports										
	Total	Section									
		0 Food and live animals	1 Beverages and tobacco	2 Crude materials, inedible	3 Mineral fuels, lubricants etc.	4 Animal and vegetable oils and fats	5 Chemicals	6 Manufactured goods classified chiefly by material	7 Machinery and transport equipment	8 Miscella- neous manufactured articles	9 Commodities and trans- actions not classified acc. to kind 1)
Index of Current Value											
1984 ....	124,8	127,7	124,3	112,6	100,3	203,0	160,9	121,7	166,2	137,2	x
1985 ....	131,6	130,2	144,1	112,6	102,4	189,1	181,2	125,8	189,8	145,7	x
1986 ....	114,6	121,7	131,9	90,6	50,9	96,3	165,2	120,7	198,2	154,8	x
1987 ....	113,1	109,3	121,1	84,6	40,8	69,5	161,9	117,6	210,2	174,5	x
1988 ....	123,7	113,1	100,4	95,3	37,2	85,1	178,0	134,8	238,3	193,8	x
1984 Q. 1	124,2	133,9	118,8	113,8	101,7	177,7	165,7	120,8	151,2	143,6	x
Q. 2	122,2	122,2	124,0	111,3	100,8	194,2	158,3	123,8	161,9	121,5	x
Q. 3	122,8	117,3	121,0	109,2	99,3	223,0	168,4	118,2	159,7	146,0	x
Q. 4	130,1	137,3	133,6	116,2	99,4	217,1	151,4	123,9	191,9	137,9	x
1985 Q. 1	135,2	139,1	142,2	119,2	103,1	199,6	185,6	129,2	189,0	162,9	x
Q. 2	132,8	129,7	139,6	120,7	109,6	207,0	194,4	128,0	188,7	127,2	x
Q. 3	130,0	118,1	143,0	108,8	105,8	197,4	177,2	122,8	182,1	150,3	x
Q. 4	128,1	133,7	151,5	101,8	91,2	152,6	167,8	123,2	199,4	142,3	x
1986 Q. 1	118,7	125,7	130,9	94,9	71,4	109,4	161,7	122,7	184,8	154,3	x
Q. 2	116,6	126,4	120,9	95,9	50,8	103,7	171,1	127,3	204,4	139,3	x
Q. 3	108,5	103,4	149,0	82,6	41,4	89,5	168,5	115,8	189,2	163,1	x
Q. 4	114,6	131,3	126,8	89,2	39,8	82,5	159,6	116,9	214,5	162,4	x
1987 Q. 1	110,1	115,3	113,0	84,6	39,1	65,8	154,5	114,2	202,2	172,4	x
Q. 2	109,9	109,9	110,7	84,0	39,8	64,4	164,4	116,8	205,1	155,2	x
Q. 3	112,0	93,1	116,0	84,1	43,0	72,7	165,5	115,6	199,0	188,4	x
Q. 4	120,3	118,7	144,7	85,7	41,1	75,2	163,3	123,8	234,4	181,8	x
1988 Q. 1	114,0	106,9	85,5	84,3	37,1	60,9	167,2	121,1	212,5	192,8	x
Q. 2	118,3	109,9	94,6	94,9	35,8	72,7	169,9	131,1	233,7	165,1	x
Q. 3	125,5	105,6	110,5	98,2	38,8	100,4	177,6	134,0	237,3	209,8	x
Q. 4	137,0	130,2	111,1	103,8	37,0	106,3	197,3	153,1	269,6	207,6	x
Index of Volume											
1984 ....	99,3	107,2	90,1	90,4	72,3	115,2	136,0	108,1	126,5	112,1	x
1985 ....	102,4	110,8	97,5	93,4	72,1	125,3	146,2	108,7	137,7	116,6	x
1986 ....	110,3	113,9	92,6	94,3	73,1	133,4	151,6	116,6	155,5	137,7	x
1987 ....	117,4	123,5	99,3	100,0	67,7	120,9	161,0	121,2	173,9	164,9	x
1988 ....	126,5	126,8	86,8	97,6	75,1	117,7	172,6	132,1	194,7	176,3	x
1984 Q. 1	100,9	113,0	87,9	93,6	74,3	112,3	141,1	110,9	118,0	119,8	x
Q. 2	99,2	103,0	88,8	90,9	74,3	111,4	136,5	111,5	126,2	102,9	x
Q. 3	96,5	98,1	87,7	86,3	71,8	116,7	140,8	102,8	121,1	115,3	x
Q. 4	100,4	114,9	96,0	90,8	68,7	120,3	125,5	107,0	140,8	110,4	x
1985 Q. 1	99,9	111,6	98,9	90,1	66,3	110,2	144,0	109,1	133,4	124,9	x
Q. 2	100,5	105,2	93,4	96,8	74,1	121,9	154,7	108,3	133,3	102,1	x
Q. 3	103,0	102,9	95,0	92,5	78,4	132,6	146,1	106,8	133,3	119,8	x
Q. 4	106,1	123,4	102,7	94,1	69,6	136,3	139,9	110,8	150,8	119,6	x
1986 Q. 1	105,3	112,4	88,6	91,9	70,4	114,5	138,1	114,8	143,9	132,3	x
Q. 2	112,1	113,1	82,4	99,0	76,5	129,9	154,8	121,6	157,7	125,0	x
Q. 3	107,9	98,6	105,1	86,6	76,4	136,8	156,3	112,5	147,0	144,0	x
Q. 4	116,0	131,5	94,3	99,9	69,1	152,5	157,1	117,3	173,2	149,5	x
1987 Q. 1	112,6	122,5	88,1	96,7	63,7	120,0	152,1	117,8	165,7	161,9	x
Q. 2	115,1	122,7	90,5	101,6	66,2	116,8	164,8	121,8	168,6	150,7	x
Q. 3	116,0	108,6	95,9	99,7	70,4	121,5	163,1	118,2	163,5	174,8	x
Q. 4	125,8	140,2	122,6	102,1	70,4	125,1	164,1	126,8	197,6	172,3	x
1988 Q. 1	120,2	123,3	74,1	95,5	70,3	97,6	167,4	126,0	179,4	177,6	x
Q. 2	122,3	122,1	83,5	100,3	71,3	109,4	165,7	130,6	191,4	155,5	x
Q. 3	126,0	115,7	94,3	95,2	78,7	130,5	171,7	128,5	189,8	186,0	x
Q. 4	137,6	146,2	95,4	99,4	80,2	133,3	185,5	143,4	218,1	186,3	x
Index of Average Value											
1984 ....	125,8	119,1	137,9	124,6	138,8	176,3	118,4	112,6	131,3	122,4	x
1985 ....	128,5	117,5	147,8	120,6	142,1	151,0	124,0	115,7	137,9	125,0	x
1986 ....	103,9	106,8	142,5	96,1	69,6	72,2	109,0	103,5	127,5	112,4	x
1987 ....	96,4	88,5	122,0	84,6	60,3	57,5	100,5	97,1	120,9	105,8	x
1988 ....	97,8	89,2	115,6	97,6	49,5	72,3	103,1	102,1	122,4	109,9	x
1984 Q. 1	123,1	118,5	135,1	121,6	136,8	158,3	117,4	108,9	128,1	119,9	x
Q. 2	123,2	118,7	139,5	122,4	135,6	174,4	116,0	111,0	128,2	118,0	x
Q. 3	127,3	119,6	137,9	126,6	138,4	191,2	119,6	114,9	131,9	126,6	x
Q. 4	129,5	119,4	139,1	128,0	144,7	180,5	120,6	115,8	136,3	125,0	x
1985 Q. 1	135,4	124,6	143,8	132,3	155,6	181,0	128,9	118,5	141,7	130,5	x
Q. 2	132,2	123,2	149,5	124,7	147,9	169,7	125,7	118,2	141,6	124,6	x
Q. 3	126,2	114,7	150,5	117,6	134,9	148,8	121,3	115,0	136,6	125,5	x
Q. 4	120,7	108,4	147,6	108,2	131,1	111,9	119,9	111,2	132,2	119,0	x
1986 Q. 1	112,7	111,8	147,7	103,2	101,5	95,5	117,0	106,9	128,4	116,6	x
Q. 2	104,0	111,7	146,7	96,9	66,4	79,8	110,6	104,6	129,6	111,4	x
Q. 3	100,5	104,9	141,8	95,5	54,3	65,4	107,8	102,9	128,7	113,3	x
Q. 4	98,8	99,8	134,5	89,3	57,6	54,1	101,6	99,6	123,8	108,7	x
1987 Q. 1	97,7	94,2	128,3	87,5	61,4	54,8	101,6	96,9	122,0	106,5	x
Q. 2	95,5	89,5	122,3	82,7	60,2	55,1	99,7	95,9	121,7	103,0	x
Q. 3	96,6	85,7	121,0	84,4	61,1	59,8	101,4	97,7	121,7	107,8	x
Q. 4	95,7	84,7	118,1	84,0	58,5	60,1	99,5	97,6	118,6	105,5	x
1988 Q. 1	94,9	86,7	115,3	88,3	52,9	62,3	99,9	96,1	118,4	108,5	x
Q. 2	96,7	90,0	113,3	94,5	50,2	66,5	102,5	100,4	122,1	106,2	x
Q. 3	99,6	91,3	117,2	103,2	49,3	76,9	103,5	104,3	125,1	112,8	x
Q. 4	99,6	89,1	116,4	104,3	46,1	79,8	106,4	106,8	123,6	111,5	x

See footnote on page 14.

2 Index of Current Value, Volume and Average Value of Imports and Exports

(Special Trade) by Sections of the SITC - Rev. 3

1980 = 100

2.3 Other Countries

Year Quarter	Exports										
	Total	Section									
		0 Food and live animals	1 Beverages and tobacco	2 Crude materials, inedible	3 Mineral fuels, lubricants etc.	4 Animal and vegetable oils and fats	5 Chemicals	6 Manufactured goods classified chiefly by material	7 Machinery and transport equipment	8 Miscella- neous manufactured articles	9 Commodities and trans- actions not classified acc. to kind 1)
Index of Current Value											
1984 ....	143,2	129,3	177,2	134,8	120,7	111,0	147,0	135,5	142,2	157,5	x
1985 ....	158,3	126,5	188,7	148,3	130,5	124,9	157,2	148,8	161,7	183,8	x
1986 ....	153,6	125,9	180,5	123,4	82,0	82,6	148,0	135,1	162,8	185,6	x
1987 ....	150,1	116,3	158,6	121,3	64,7	73,3	147,4	130,4	159,8	182,3	x
1988 ....	157,8	133,0	161,7	144,6	63,1	79,3	165,2	142,5	163,8	201,8	x
1984 Q. 1	138,9	143,5	139,3	128,6	127,0	121,8	145,6	127,2	139,8	144,5	x
Q. 2	135,1	136,9	182,4	135,0	118,2	95,1	146,0	131,1	128,7	143,2	x
Q. 3	139,0	112,5	206,0	132,5	107,3	113,8	144,9	139,7	132,7	170,6	x
Q. 4	159,9	124,1	181,2	142,9	130,4	113,1	151,6	144,0	167,7	171,6	x
1985 Q. 1	154,6	122,9	160,3	144,0	126,7	125,8	161,5	144,4	157,6	170,2	x
Q. 2	156,2	130,5	214,6	164,2	139,5	118,3	162,0	149,1	157,5	172,2	x
Q. 3	157,6	116,8	221,3	142,4	135,2	139,0	159,1	150,3	158,3	193,2	x
Q. 4	164,8	135,8	158,6	142,7	120,5	116,4	146,1	151,6	173,4	199,7	x
1986 Q. 1	148,9	131,2	158,8	119,9	111,8	89,4	149,3	130,6	155,6	176,8	x
Q. 2	156,2	133,0	197,9	131,9	80,5	84,8	153,2	140,6	164,8	177,4	x
Q. 3	150,7	114,3	219,3	114,8	68,3	79,6	148,4	132,2	158,3	192,9	x
Q. 4	158,7	125,0	145,9	126,9	67,2	76,3	141,1	137,0	172,8	195,2	x
1987 Q. 1	143,0	132,9	149,3	114,0	60,9	74,8	139,3	120,3	153,8	173,5	x
Q. 2	145,6	119,5	153,7	122,1	62,2	66,4	144,7	128,6	154,0	168,3	x
Q. 3	146,5	102,1	174,9	118,7	64,8	65,6	150,3	130,4	150,2	190,4	x
Q. 4	165,4	110,6	156,5	130,2	71,1	86,1	155,3	142,1	181,3	197,1	x
1988 Q. 1	137,0	120,3	135,8	127,9	55,9	68,3	121,2	139,1	137,6	166,6	x
Q. 2	154,3	131,6	173,7	146,9	62,9	75,3	165,7	141,7	157,4	196,7	x
Q. 3	158,2	132,3	185,8	142,4	69,2	92,7	169,3	146,6	160,3	208,1	x
Q. 4	181,7	147,8	151,4	161,3	64,3	80,7	171,6	160,5	198,2	225,6	x
Index of Volume											
1984 ....	122,5	124,2	146,0	115,9	100,4	80,8	126,2	121,4	117,9	137,5	x
1985 ....	129,5	124,2	146,6	123,3	102,4	88,3	130,8	128,1	126,8	155,9	x
1986 ....	129,5	149,5	143,6	112,9	91,6	100,9	132,9	121,7	126,7	157,7	x
1987 ....	130,4	155,9	136,8	123,5	89,8	121,7	139,5	126,3	124,6	158,1	x
1988 ....	136,7	166,7	146,7	136,0	102,9	113,3	151,1	133,9	129,3	171,9	x
1984 Q. 1	120,8	137,1	116,3	111,7	104,7	92,3	128,2	117,9	117,6	126,9	x
Q. 2	117,8	132,2	151,8	118,0	101,6	68,7	127,8	118,8	109,1	126,5	x
Q. 3	118,4	108,0	168,8	115,3	89,8	84,9	123,3	123,2	109,9	149,2	x
Q. 4	133,0	119,3	147,0	118,8	105,7	77,5	126,5	125,5	135,2	147,4	x
1985 Q. 1	126,6	116,9	125,0	118,9	98,1	82,3	132,2	124,2	124,6	144,9	x
Q. 2	127,0	124,5	164,7	138,7	106,6	74,0	133,6	127,4	123,1	145,0	x
Q. 3	128,6	116,9	173,6	114,9	106,5	97,7	132,3	130,0	123,4	163,1	x
Q. 4	135,7	138,5	123,0	120,7	98,4	99,3	124,9	130,9	136,1	170,5	x
1986 Q. 1	123,8	149,7	124,2	103,3	99,5	81,0	129,6	115,5	121,7	149,2	x
Q. 2	131,7	155,4	157,3	119,2	84,3	99,8	136,6	124,9	129,0	150,1	x
Q. 3	127,5	138,5	175,7	102,2	90,2	102,7	133,9	119,5	123,1	164,8	x
Q. 4	134,8	154,4	117,2	123,9	92,5	120,1	131,4	126,9	133,0	166,6	x
1987 Q. 1	123,3	180,2	124,3	112,3	86,3	131,1	131,1	115,0	119,1	147,2	x
Q. 2	127,6	166,8	130,6	129,5	85,1	107,0	138,1	125,3	120,2	148,9	x
Q. 3	127,0	128,9	152,5	119,2	89,5	103,0	141,3	126,6	117,0	164,1	x
Q. 4	143,8	147,5	139,7	132,8	98,3	145,8	147,7	138,1	142,3	172,2	x
1988 Q. 1	121,7	158,6	124,4	124,7	85,9	116,2	144,6	120,2	111,4	152,3	x
Q. 2	136,5	168,2	158,9	141,0	101,8	112,7	153,2	135,1	127,0	170,4	x
Q. 3	136,5	164,5	164,9	130,3	115,6	123,6	152,2	136,1	126,8	175,0	x
Q. 4	152,1	175,6	138,7	148,0	108,2	100,8	154,3	144,0	151,9	189,7	x
Index of Average Value											
1984 ....	116,9	104,1	121,4	116,2	120,2	137,2	116,5	111,7	120,6	114,5	x
1985 ....	122,2	101,9	128,7	120,3	127,4	141,3	120,2	116,2	127,5	117,9	x
1986 ....	118,7	84,2	125,7	109,3	89,5	81,8	111,4	111,0	128,5	117,7	x
1987 ....	115,1	74,6	116,0	98,2	72,1	60,2	105,6	103,3	128,2	115,3	x
1988 ....	115,4	79,8	110,2	106,3	61,3	69,9	109,3	106,5	126,7	117,4	x
1984 Q. 1	115,0	104,6	119,7	115,1	121,3	132,0	113,6	107,9	118,9	113,9	x
Q. 2	114,7	103,6	120,2	114,4	116,4	138,5	114,2	110,4	117,9	113,2	x
Q. 3	117,4	104,2	122,0	115,0	119,4	134,0	118,4	113,4	120,7	114,3	x
Q. 4	120,2	104,0	123,3	120,3	123,4	145,9	119,8	114,8	124,0	116,5	x
1985 Q. 1	122,1	105,2	128,2	121,1	129,1	152,9	122,2	116,2	126,5	117,5	x
Q. 2	123,0	104,9	130,3	118,3	130,9	159,9	121,2	117,0	128,0	118,8	x
Q. 3	122,5	99,9	127,5	123,9	126,9	142,2	120,3	115,6	128,3	118,4	x
Q. 4	121,4	98,1	129,0	118,3	122,5	117,1	117,0	115,8	127,4	117,1	x
1986 Q. 1	120,3	87,7	127,9	116,1	112,4	110,4	115,2	113,1	127,9	118,5	x
Q. 2	118,6	85,6	125,9	110,7	95,5	85,0	112,2	112,6	127,7	118,1	x
Q. 3	118,2	82,5	124,8	109,1	75,8	77,6	110,8	110,6	128,5	117,1	x
Q. 4	117,7	81,0	124,5	102,4	72,6	63,6	107,3	108,0	129,9	117,2	x
1987 Q. 1	115,9	73,7	120,2	101,4	70,5	57,1	106,3	104,7	129,1	117,9	x
Q. 2	114,1	71,6	117,7	94,3	73,0	62,1	104,8	102,6	128,1	113,0	x
Q. 3	115,4	79,2	114,7	99,6	72,4	63,7	106,4	103,0	128,4	116,1	x
Q. 4	115,0	75,0	112,1	98,1	72,3	59,0	105,1	102,9	127,4	114,5	x
1988 Q. 1	112,6	75,9	109,1	102,5	65,0	58,8	106,7	100,9	124,9	115,9	x
Q. 2	113,1	78,2	109,3	104,1	61,7	66,8	108,2	104,8	124,0	115,5	x
Q. 3	115,9	80,4	112,7	109,3	59,9	75,0	111,2	107,7	126,4	118,9	x
Q. 4	119,5	84,2	109,2	109,0	59,5	80,1	111,2	111,5	130,5	118,9	x

See footnote on page 14.



3 IMPORTS AND EXPORTS (SPECIAL TRADE) BY SECTIONS AND DIVISIONS OF THE SITC-REV. III  
3.1 IMPORTS

SECT AND DIV	1988 DT = 100 KG	1988 1 000 DM	1988 1 000 \$
0 FOOD AND LIVE ANIMALS...	289 488 891	41 445 640	23 645 282
00 LIVE ANIMALS.....	2 232 071	714 404	406 557
01 MEAT, MEAT PREPARATIONS.	12 240 483	5 857 058	3 336 691
02 DAIRY PRODUCTS, BIRD EGGS	11 700 854	4 600 048	2 622 203
03 FISH, CRUSTACEANS, MOLLUSC	3 729 080	2 120 632	1 210 554
04 CEREALS, CEREAL PREPRTNS.	47 540 584	3 180 152	1 814 440
05 VEGETABLES AND FRUIT....	111 186 687	14 224 231	8 138 936
06 SUGAR, SUGR. PREPTNS, HONEY	10 986 165	1 021 909	582 224
07 COFFEE, TEA, COCOA, SPICES.	11 293 375	5 678 036	3 230 730
08 ANIMAL FEED STUFF.....	75 105 545	2 960 994	1 681 617
09 MISC. EDIBLE PRODUCTS ETC	2 474 047	1 088 176	621 320
1 BEVERAGES AND TOBACCO...	18 124 551	4 381 419	2 497 656
11 BEVERAGES.....	16 635 080	3 115 811	1 777 524
12 TOBACCO, TOBACCO MANUFACT	1 489 471	1 265 608	720 132
2 CRUDE MATERIALS, INEDIBLE	938 993 758	28 511 906	16 245 753
21 HIDES, SKINS, FURSKINS, RAW	878 573	691 435	399 399
22 OIL SEED, OLEAGINUS FRUIT	49 977 655	3 111 769	1 776 957
23 CRUDE RUBBER.....	5 871 869	1 427 816	813 929
24 CORK AND WOOD.....	50 838 211	2 713 003	1 543 974
25 PULP AND WASTE PAPER....	41 593 254	4 290 712	2 437 993
26 TEXTILE FIBRES.....	7 035 686	2 829 818	1 616 646
27 CRUDE FERTILIZER, MINERAL	234 112 292	1 907 419	1 083 641
28 METALLIFEROUS ORE, SCRAP.	538 888 618	7 336 831	4 165 777
29 CRUDE ANIMAL, VEG. MATERL.	9 797 600	4 203 103	2 407 437
3 FUELS, LUBRICANTS, ETC..	1 578 461 664	33 516 828	19 118 111
32 COAL, COKE, BRIQUETTES..	100 947 670	887 051	505 911
33 PETROLEUM, PETROL. PRODUCT	1 147 631 915	25 738 941	14 654 491
34 GAS, NATURAL, MANUFACTURED	329 882 078	5 747 453	3 304 067
35 ELECTRIC CURRENT 1) MWH	11 559 723	1 143 483	653 642
4 ANIMAL, VEG. OILS, FATS, WAX	16 383 336	1 454 145	823 887
41 ANIMAL OILS AND FATS....	3 197 212	226 872	128 870
42 FIXED VEG. FATS AND OILS	9 314 550	886 236	501 144
43 ANIMAL, VEG. FATS, OILS, NES	3 871 574	341 037	193 873
5 CHEMICALS, RELTD. PROD. NES	213 055 217	42 620 167	24 273 765
51 ORGANIC CHEMICALS.....	61 886 015	11 005 116	6 269 606
52 INORGANIC CHEMICALS.....	30 464 157	4 493 856	2 549 329
53 DYES, COLOURING MATERIALS	5 452 073	2 129 659	1 213 640
54 MEDICINAL, PHARM. PRODUCTS	667 327	4 391 804	2 503 870
55 ESSENTL. OILS, PERFUME, ETC	3 885 562	2 235 936	1 273 597
56 FERTILIZER, EXCEPT GRP272	50 479 091	1 208 276	690 186
57 PLASTICS IN PRIMARY FORM	35 890 364	9 196 947	5 239 176
58 PLASTIC, NON-PRIMARY FORM	5 131 306	3 450 181	1 965 462
59 CHEMICAL MATERIALS NES..	19 099 322	4 502 392	2 568 899
6 MANUFACTURED GOODS.....	357 819 613	80 471 495	45 837 945
60 CPL IND PLANT CHAP 69-76	-	-	-
61 LEATHER, LEATHER GOODS..	414 800	1 735 743	993 934
62 RUBBER MANUFACTURES, NES	6 253 586	4 524 914	2 578 912
63 CORK, WOOD MANUFACTURES.	18 581 935	2 642 738	1 506 685
64 PAPER, PAPERBOARD, ETC....	61 909 823	10 292 400	5 863 630
65 TEXTILE YARN, FABRIC, ETC.	11 606 613	15 175 329	8 666 553
66 NON-METAL. MINERAL MANFACT	73 971 918	7 270 682	4 138 163
67 IRON AND STEEL.....	144 225 179	16 402 509	9 338 932
68 NON-FERROUS METALS.....	25 214 134	13 257 190	7 532 073
69 METALS MANUFACTURES, NES.	15 641 625	9 169 990	5 219 063
7 MACHINES, TRANSPORT EQUIP	59 676 658	128 137 884	73 027 215
70 CPL IND PLANT (84/85/87)	-	-	-
71 POWER GENERATING MACHINES	4 131 724	8 520 750	4 854 701
72 SPECIAL INDUST. MACHINERY	5 264 525	8 589 711	4 889 777
73 METALWORKING MACHINERY..	1 653 293	3 529 000	2 008 752
74 GENERAL INDUSTL. MACH. NES	7 580 278	12 946 795	7 375 780
75 OFFICE MACHINES, ADP MACH	1 303 683	18 257 958	10 386 929
76 TELECOMM. SOUND EQUIP ETC	2 281 000	11 494 499	6 543 132
77 ELEC MCH APPAR, PARTS, NES	8 563 579	22 726 842	12 937 030
78 ROAD VEHICLES.....	25 716 212	31 225 196	17 830 549
79 OTHR. TRANSPORT EQUIPMENT	3 182 364	10 847 133	6 200 565
8 MISC MANUFACTURED ARTCLS	29 559 070	65 699 099	37 368 194
80 CPL IND PLANT CHAP 90/94	-	-	-
81 PREFAB BUILDGS, FITTING ETC	2 861 261	1 703 021	969 661
82 FURNITURE, BEDDING, ETC....	7 618 143	4 885 852	2 730 820
83 TRAVEL GOODS, HANDBGS ETC	574 801	1 191 633	677 532
84 CLOTHING AND ACCESSORIES	5 503 625	25 536 634	14 508 350
85 FOOTWEAR.....	1 718 931	5 698 857	3 240 437
87 SCIENTIFIC EQUIPMENT NES	579 212	7 000 465	3 986 629
88 PHOTO. APPARAT. NES; CLOCKS	991 286	5 814 655	3 308 351
89 MISC MANUFACTRD GOODS NES	9 711 811	13 867 982	7 886 414
9 GOODS NOT CLASSD BY KIND	4 910 454	13 370 739	7 605 584
91 MAIL NOT CLASSD BY KIND	-	-	-
92 SPEC. TRANSACT. NOT CLASSD	4 897 318	10 684 168	6 072 291
94 COMPL IND PLANT CHAPT 99	-	-	-
96 COIN NONSOLD NONCURRENT.	3 489	122 556	69 638
97 GOLD, NONMONEY EXCL DRES	9 647	2 564 015	1 463 655
TOTAL	3 506 473 212	439 609 422	250 443 392

1) SEE INTRODUCTION, CIPHER 2.3.

2) INCL. COMPLETE INDUSTRIAL PLAN N.E.S..

3 IMPORTS AND EXPORTS (SPECIAL TRADE) BY SECTIONS AND DIVISIONS OF THE SITC-REV. III  
3.2 EXPORTS

SECT AND DIV	1988 DT = 100 KG	1988 1 000 DM	1988 1 000 \$
0 FOOD AND LIVE ANIMALS...	178 817 607	23 644 276	13 446 518
00 LIVE ANIMALS.....	1 699 439	735 462	418 041
01 MEAT, MEAT PREPARATIONS.	6 567 896	3 209 368	1 822 339
02 DAIRY PRODUCTS, BIRD EGGS	36 486 350	7 489 459	4 260 442
03 FISH, CRUSTACEANS, MOLLUSC	1 220 685	623 132	355 011
04 CEREALS, CEREAL PREPRTRS.	61 400 753	2 859 845	1 631 448
05 VEGETABLES AND FRUIT...	15 468 979	2 093 873	1 193 735
06 SUGAR, SUGR. PREPTNS, HONEY	13 755 058	1 042 293	587 775
07 COFFEE, TEA, COCOA, SPICES.	3 620 879	2 482 757	1 410 203
08 ANIMAL FEED STUFF.....	35 323 861	1 999 438	1 137 082
09 MISC. EDIBLE PRODUCTS ETC	3 273 707	1 108 649	630 442
1 BEVERAGES AND TOBACCO...	83 636 980	3 249 220	1 846 774
11 BEVERAGES.....	82 811 480	1 796 695	1 020 499
12 TOBACCO, TOBACCO MANUFACT	825 500	1 452 525	826 275
2 CRUDE MATERIALS, INEDIBLE	465 393 808	10 639 085	6 061 509
21 HIDES, SKINS, FURSKINS, RAW	1 364 094	517 258	296 147
22 OIL SEED, OLEAGINUS FRUIT	1 850 430	171 475	96 171
23 CRUDE RUBBER.....	4 112 584	900 326	513 690
24 CORK AND WOOD.....	41 161 907	1 220 434	696 013
25 PULP AND WASTE PAPER....	13 684 759	472 448	267 974
26 TEXTILE FIBRES.....	7 221 574	2 346 824	1 339 073
27 CRUDE FERTILIZER, MINERAL	336 413 678	1 292 264	735 572
28 METALLIFEROUS ORE, SCRAP.	56 663 122	2 527 158	1 436 729
29 CRUDE ANIMAL, VEG. MATERL.	2 921 650	1 190 898	680 140
3 FUELS, LUBRICANTS, ETC..	218 899 753	6 918 414	3 941 211
32 COAL, COKE, BRIQUETTES..	111 337 956	2 573 690	1 467 307
33 PETROLEUM, PETROL. PRODUCT	92 984 164	3 058 146	1 739 003
34 GAS, NATURAL, MANUFACTURED	14 577 595	380 879	217 913
35 ELECTRIC CURRENT 1) MWH	14 470 239	905 699	522 988
4 ANIMAL, VEG. OILS, FATS, WAX	17 880 267	1 596 459	905 079
41 ANIMAL OILS AND FATS....	3 059 336	231 332	131 396
42 FIXED VEG. FATS AND OILS	10 169 821	846 798	479 296
43 ANIMAL, VEG. FATS, OILS, NES	4 651 110	518 329	294 387
5 CHEMICALS, RELTD. PROD. NES	304 573 885	76 908 424	43 848 495
51 ORGANIC CHEMICALS.....	70 224 261	18 314 918	10 448 366
52 INORGANIC CHEMICALS.....	63 899 975	5 500 264	3 132 873
53 DYES, COLOURING MATERIALS	13 221 254	7 960 194	4 539 809
54 MEDICINAL, PHARM. PRODUCTS	1 274 195	8 195 210	4 663 024
55 ESSENTL. OILS, PERFUME, ETC	9 944 630	4 054 090	2 309 393
56 FERTILIZER, EXCEPT GRP272	48 265 267	1 188 973	681 155
57 PLASTICS IN PRIMARY FORM	50 199 070	14 556 039	8 298 453
58 PLASTIC, NON-PRIMARY FORM	9 708 418	6 798 724	3 874 616
59 CHEMICAL MATERIALS NES..	37 836 815	10 340 012	5 900 806
6 MANUFACTURED GOODS.....	405 645 067	102 554 733	58 381 930
60 CPL IND PLANT CHAP 69-76	306 724	363 295	206 352
61 LEATHER, LEATHER GOODS..	6 445 968	1 553 012	883 982
62 RUBBER MANUFACTURES, NES	6 427 184	5 164 755	2 943 449
63 CORK, WOOD MANUFACTURES.	12 643 583	2 063 153	1 176 632
64 PAPER, PAPERBOARD, ETC....	50 646 277	11 993 265	6 828 776
65 TEXTILE YARN, FABRIC, ETC.	12 081 972	18 455 700	10 528 581
66 NON-METAL. MINERAL MANFACT	80 957 719	9 938 943	5 657 646
67 IRON AND STEEL.....	201 650 558	23 835 316	13 542 150
68 NON-FERROUS METALS.....	18 617 020	11 316 489	6 441 447
69 METALS MANUFACTURES, NES.	21 869 062	17 870 795	10 172 915
7 MACHINES, TRANSPORT EQUIP	125 206 366	272 817 717	155 403 634
70 CPL IND PLANT (84/85/87)	1 078 627	4 160 164	2 363 594
71 POWER GENERATING MACHINES	7 468 733	16 175 300	9 219 545
72 SPECIAL INDUST. MACHINERY	16 380 467	36 638 439	20 827 750
73 METALWORKING MACHINERY..	3 166 528	9 917 377	5 627 866
74 GENERAL INDUSTL. MACH. NES	15 476 151	37 011 200	21 051 747
75 OFFICE MACHINES, ADP MACH	1 046 422	13 895 320	7 903 871
76 TELECOMM. SOUND EQUIP ETC	1 487 392	10 659 779	6 074 314
77 ELEC MCH APPAR, PARTS, NES	12 834 550	36 809 858	20 942 411
78 ROAD VEHICLES.....	56 052 581	95 745 783	54 677 761
79 OTHR. TRANSPORT EQUIPMENT	8 214 905	11 804 497	6 714 775
8 MISC MANUFACTURED ARTCLS	29 264 379	62 363 668	35 469 865
80 CPL IND PLANT CHAP 90/94	7 509	117 185	66 293
81 PREFAB BLDGS, FTNG ETC	2 287 892	2 444 249	1 390 293
82 FURNITURE, BEDDING, ETC...	7 741 721	6 189 668	3 528 233
83 TRAVEL GOODS, HANDBGS ETC	147 413	451 088	256 348
84 CLOTHING AND ACCESSORIES	1 130 215	9 477 122	5 374 420
85 FOOTWEAR.....	389 749	1 536 446	874 005
86 SCIENTIFIC EQUIPMENT NES	1 035 105	14 325 464	8 146 079
87 PHOTO. APPARAT. NES; CLOCKS	1 553 009	6 398 184	3 642 781
89 MISC MANUFCTRD GOODS NES	14 971 766	21 424 262	12 191 413
9 GOODS NOT CLASSD BY KIND	5 292 840	6 961 983	3 972 126
91 MAIL NOT CLASSD BY KIND	-	-	-
93 SPEC. TRANSACT. NOT CLASSD	5 149 641	5 441 341	3 100 921
94 COMPL IND PLANT CHAPT 99	135 970	234 993	133 521
96 COIN NONGOLD NONCURRENT.	4 267	27 378	15 597
97 GOLD, NONMONTRY EXCL ORES	2 962	1 258 271	722 087
TOTAL	1 834 610 952	567 653 979	323 277 141

1) SEE INTRODUCTION, CIPHER 2.3.  
2) INCL. COMPLETE INDUSTRIAL PLAN N.E.S..

4 IMPORTS AND EXPORTS (SPECIAL TRADE) BY GROUPS AND SUBGROUPS OF THE SITC-REV. III  
4.1 IMPORTS

GROUP / SUBGROUP	1988 DT = 100 KG	1988 1 000 DM	1988 1 000 \$
001 LIVE ANIMALS	2 232 071	714 404	406 567
1 BOVINE ANIMALS, LIVE	563 331	305 330	174 517
2 SHEEP AND GOATS, LIVE	109 670	31 381	18 056
3 SWINE, LIVE	1 355 078	297 725	168 552
4 POULTRY, LIVE	162 007	31 571	17 894
5 EQUINE SPECIES, LIVE	31 174	23 657	13 486
9 LIVE ANIMALS, NES	10 811	24 740	14 062
011 BOVINE MEAT	2 249 982	1 738 557	992 184
1 BOVINE MEAT,FRSH,CHILLED	1 717 683	1 391 920	794 776
2 BOVINE MEAT, FROZEN	532 299	346 637	197 408
012 OTHER MEAT, MEAT OFFAL	8 714 270	3 294 453	1 874 712
1 MEAT OF SHEEP OR GOATS	236 574	130 698	74 647
2 MEAT OF SWINE	5 268 366	1 850 552	1 055 758
3 POULTRY, MEAT AND OFFAL	2 536 697	1 088 395	619 072
4 MEAT OF HORSES,MULES,ETC	3 792	1 016	575
5 EDIBLE OFFAL	471 223	76 985	44 020
9 MEAT,EDIBLE OFFAL, NES	197 618	146 807	82 640
016 MEAT,ED.OFFL,DRY,SLT,SMK	75 367	110 683	63 078
1 PIGMEAT,DRY,SALT,SMOKED	65 381	96 053	54 755
8 OTH.MEAT,OFF.DRY,SMK,SLT	9 986	14 630	8 323
017 MEAT,OFFL.PRPD,PRSRVD,NES	1 200 864	713 365	406 717
1 EXTRACT, JUICE MEAT,FISH	13 660	24 864	14 204
2 SAUSAGE OF MEAT,OFFL.ETC	146 582	128 961	73 447
3 LIVER,PREPRD,PRSRVD,NES	47 525	33 658	19 196
4 POULTRY,PRPRD,PRSRVD,NES	321 316	158 560	90 442
5 PORK,PREPRD,PRSRVD,NES	335 519	223 135	127 147
6 BOV.MEAT,PRPD,PRSRVD,NES	329 341	140 134	79 971
9 OTH.MEAT,PRPD,PRSRVD NES	6 921	4 053	2 310
022 MILK AND CREAM	3 963 584	664 250	378 771
1 MILK EX.CONCENTD.SWEETND	1 402 445	115 597	66 019
2 MILK CONCENTD.,SWEETENED	839 100	315 388	180 369
3 MILK PRODUCTS	465 594	112 195	63 565
4 WHEY, MILK PRODUCTS NES	1 256 445	121 070	68 818
023 BUTTER,OTHER FAT OF MILK	1 348 487	810 137	460 650
024 CHEESE AND CURD	3 160 573	2 504 083	1 427 454
1 CHEESE, POWDERED, GRATED	69 718	64 099	36 553
2 PROCESSED CHEESE, WHOLE	33 996	33 179	18 940
3 BLUE-VEINED CHEESE	54 927	65 129	37 117
9 OTHER CHEESE; CURD	3 001 932	2 341 676	1 334 844
025 EGGS,BIRDS,YOLKS,ALBUMIN	3 228 210	621 578	355 328
1 BIRDS' EGGS, IN SHELL	2 971 585	551 878	315 655
2 BIRD EGGS UNSHELLED;YOLKS	222 752	54 798	31 215
3 EGG ALBUMIN	33 873	14 902	8 458
034 FISH,FRESH,CHILLED,FROZN	3 406 740	1 237 740	707 155
1 FISH,FRESH,CHILLED,WHOLE	1 519 436	593 441	338 523
2 FISH,FROZEN EX.FILLETS	683 186	188 763	107 615
4 FISH FILLETS, FROZEN	1 009 121	383 643	219 971
5 FISH FILLETS,FRSH,CHILLD	194 997	71 893	41 046
035 FISH,DRIED,SALTED,SMOKED	217 432	178 026	101 743
1 FISH,DRIED,SALTED	61 930	34 630	19 800
2 FISH SALTED OR IN BRINE	99 396	23 783	13 563
3 FISH, SMOKED	48 135	111 703	63 949
4 FISH LIVER,ROE,DRD,SMKD.	7 542	6 764	3 775
5 FISH MEAL, FIT FOR FOOD	429	1 146	652
036 CRUSTACEANS,MOLLUSCS ETC	313 842	215 671	122 722
1 CRUSTACEANS, FROZEN	76 072	127 551	72 451
2 CRUSTACEANS, NOT FROZEN	36 903	34 634	19 725
3 MOLLUSCS	200 867	53 486	30 546
037 FISH ETC.PREPD,PRSRVD,NES	791 066	489 195	278 934
1 FISH,PREPARD,PRSRVD,NES	638 860	319 596	182 054
2 CRUSTACEA,MOLLLC.PRPD NES	152 206	169 599	96 880
041 WHEAT, MESLIN, UNMILLED	16 130 537	684 020	388 534
1 DURUM WHEAT, UNMILLED	1 270 935	78 474	44 489
2 OTH.WHEAT,MESLIN,UNMLLED	14 859 602	605 546	344 045
042 RICE	2 065 504	240 387	137 281
1 RICE IN THE HUSK	7 267	1 173	681
2 RICE HUSKED	1 072 235	83 072	47 487
3 RICE,MILLED,SEMI-MILLED	986 002	156 142	89 113
043 BARLEY, UNMILLED	8 143 959	364 609	208 636
044 MAIZE UNMILLED	11 698 501	611 074	350 783
1 MAIZE SEED	318 776	129 187	76 183
9 MAIZE, OTHER UNMILLED	11 379 725	481 887	274 600
045 OTHER CEREALS, UNMILLED	2 218 840	98 265	56 776

4 IMPORTS AND EXPORTS (SPECIAL TRADE) BY GROUPS AND SUBGROUPS OF THE SITC-REV. III  
4.1 IMPORTS

GROUP / SUBGROUP	1988 DT = 100 KG	1988 1 000 DM	1988 1 000 \$
0451 RYE, UNMILLED	1 408 729	58 076	33 750
2 OATS, UNMILLED	270 083	12 559	7 307
3 GRAIN SORGHUM, UNMILLED	119 118	5 497	3 173
9 BUCKWHEAT ETC. UNMILLED	420 910	22 133	12 546
046 MEAL, FLOUR OF WHEAT, MSLN	1 108 472	80 963	46 245
1 FLOUR OF WHEAT, MSLIN	795 776	55 094	31 407
2 GROATS, MEAL, PELLTS, WHEAT	312 696	25 869	14 838
047 OTHER CEREAL MEAL, FLOURS	269 486	15 623	8 851
1 OTHER CEREAL FLOURS	140 865	7 706	4 347
2 CEREAL GROAT, MEAL, PELLTS	128 621	7 917	4 504
048 CEREAL PREPARATIONS	5 905 285	1 085 211	617 334
1 CEREAL GRAINS, PREPRD NES	338 182	42 886	24 313
2 MALT, INCL. MALT FLOUR	3 045 694	228 287	130 016
3 PASTA, UNCOOKED, UNPREPRD.	752 016	145 787	83 102
4 BREAD, BAKED GOODS	1 411 110	592 092	336 529
5 MIXES, DOUGHS FOR 048.4	358 283	76 159	43 374
054 VEGETABLES	51 575 530	4 643 822	2 673 812
1 POTATOES, FRESH, CHILLED	9 288 548	316 323	183 558
2 LEGUMES, DRIED, SHELLED	6 832 306	412 445	235 690
4 TOMATOES, FRESH, CHILLED	4 104 428	774 630	443 306
5 OTH. FRSH, CHLL. VEGETABLES	17 252 727	2 339 195	1 353 005
6 VEGETABLES FROZEN	2 364 910	339 008	194 110
7 VEGETABLES PROV. PRESVRD	182 319	67 439	38 495
8 VEG. PRODUCTS, ROOTS, TUBRS	11 550 292	394 782	225 648
056 VEGETABLES, PRPD, PRSVD, NES	10 331 133	1 789 997	1 022 337
1 VEGETABLES, DRIED	204 370	119 857	68 264
4 FRUIT, VEG. FLOUR, MEAL, FLK	145 043	45 112	27 895
6 VEGETABLE, UNPICKLED FRZN	1 534 829	190 856	108 636
7 VEG. PREPARED, PRESVRD, NES	8 446 891	1 430 172	817 542
057 FRUIT, NUTS EXCL. OIL NUTS	37 827 125	5 474 789	3 122 729
1 ORANGES, ETC.	8 184 535	707 826	410 758
2 OTH. CITRUS, FRESH, DRIED	2 044 325	192 881	110 215
3 BANANAS, FRESH OR DRIED	7 677 884	797 183	455 225
4 APPLES, FRESH	6 343 251	640 284	369 984
5 GRAPES, FRESH OR DRIED	3 409 669	523 401	291 837
6 FIGS, FRESH OR DRIED	82 148	20 678	11 606
7 EDIBLE NUTS FRESH, DRIED	1 795 130	978 148	557 614
9 FRUIT, FRESH, DRIED, NES	8 290 183	1 614 388	915 490
058 FRUIT, PRESERVED, PREPARED	6 368 408	1 143 341	652 823
1 JAMS, JELLIES, MARMALADES	470 871	114 304	65 205
2 FRUIT, NUTS PROV. PRESVRD	49 036	7 420	4 256
3 FRUIT, NUTS, FROZEN	1 299 372	266 331	151 643
9 FRUIT, NUTS, PRSVD, PPD, NES	4 549 129	755 286	431 719
059 FRUIT, VEGETABLE JUICES	5 084 491	1 172 282	667 235
1 ORANGE JUICE	2 053 505	691 474	393 723
2 GRAPEFRUIT JUICE	132 973	39 265	22 304
3 JUICE, OTHER CITRUS FRUIT	153 347	37 003	21 103
9 JUICES, OTHER THAN CITRUS	2 744 666	404 540	230 105
061 SUGARS, MOLASSES, HONEY	10 397 063	726 520	414 109
1 SUGARS, BEET OR CANE, RAW	64 664	10 539	6 023
2 OTHER BEET, CANE SUGAR	1 324 570	179 729	101 933
5 MOLASSES	5 353 016	80 423	45 806
6 NATURAL HONEY	844 375	147 667	84 600
9 OTHER SUGARS	2 810 438	308 162	175 747
062 SUGAR CONFECTIONERY	589 102	295 389	168 115
1 FRUIT, ETC. PRSVD. BY SUGAR	87 285	31 607	17 591
2 SUGAR CONFECTIONERY	501 817	263 782	150 524
071 COFFEE, COFFEE SUBSTITUTE	6 595 081	3 445 450	1 958 809
1 COFFEE, NOT ROASTED	6 415 915	3 269 982	1 858 746
2 COFFEE, ROASTED	31 317	33 820	19 298
3 EXTRACTS, ETC. OF COFFEE	147 849	141 648	80 765
072 COCOA	2 797 250	1 104 144	630 386
1 COCOA BEANS	2 223 117	782 976	447 190
2 COCOA POWDER, UNSWEETENED	164 611	46 176	26 382
3 COCOA PASTE	36 259	12 494	7 165
4 COCOA BUTTER, FAT OR OIL	329 322	261 652	149 172
5 COCOA SHELLS, HUSKS, SKINS	43 941	846	477
073 CHOCOLATE, OTH. COCOA PREP	1 292 737	794 208	451 452
1 COCOA POWDER, SWEETENED	2 866	1 189	687
2 OTH. COCOA PREP. OVER 2KG.	356 046	173 026	98 439
3 OTH. COCOA PREP. LESS 2KG.	609 634	378 949	215 162
9 FOOD PREP. WITH COCOA, NES	324 191	241 044	137 164
074 TEA AND MATE	196 178	112 054	63 716
1 TEA	188 953	107 210	60 988
3 MATE; EXTRACTS, ETC. OF TEA	7 225	4 844	2 728
075 SPICES	412 129	222 180	126 367
1 PEPPER, DRY, CRUSHD, GROUND	225 631	134 031	76 251

4 IMPORTS AND EXPORTS (SPECIAL TRADE) BY GROUPS AND SUBGROUPS OF THE SITC-REV. III  
4.1 IMPORTS

GROUP / SUBGROUP	1988 DT = 100 KG	1988 1 000 DM	1988 1 000 \$
0752 SPICES, EX. PEPPER, PIMENTO	186 498	88 149	50 116
081 ANIMAL FEED STUFF	75 105 545	2 960 994	1 681 617
1 HAY, FODDER, GREEN OR DRY	10 403 675	277 130	158 190
2 BRAN, SHARPS, OTH. RESIDUES	525 675	13 944	7 905
3 OIL-CAKE, OILSEED RESIDUE	45 257 296	1 579 446	895 353
4 FLR. ETC. MEAT, FSH, AN. FEED	3 407 105	294 489	166 366
5 VEGETABLE RESIDUES, WASTE	12 381 962	345 448	197 222
9 FOOD WASTE, ANIMAL FEEDS	3 129 832	450 537	256 581
091 MARGARINE AND SHORTENING	149 317	24 064	13 735
098 EDIBLE PROD. PREPRTNS, NES	2 324 730	1 064 112	607 585
1 HOMOGENIZED FOOD PREPTNS	25 877	5 790	3 293
4 SAUCE, SEASONING, CONDMENT	607 378	169 261	96 735
5 SOUPS AND BROTHS	79 872	32 360	18 492
6 YEASTS	283 957	38 716	22 064
9 FOOD PREPARATIONS, NES	1 327 646	817 985	467 001
111 NON-ALCOHOL. BEVERAGE, NES	4 972 188	238 301	135 139
112 ALCOHOLIC BEVERAGES	11 662 892	2 877 510	1 642 385
1 WINE OF FRESH GRAPES	9 239 564	2 007 539	1 146 091
2 FERMENTED BEVERAGES, NES	51 498	11 813	6 700
3 BEER ETC. MADE FROM MALT	1 121 503	134 730	77 306
4 SPIRITS	1 250 327	723 428	412 288
121 TOBACCO, UNMANUFACTURED	1 168 297	866 794	493 169
1 TOBACCO, NOT STRIPPED, ETC	340 325	234 225	133 935
2 TOBACCO, STEMMED, STRIPPED	711 843	620 311	352 280
3 TOBACCO REFUSE	116 129	12 258	6 954
122 TOBACCO, MANUFACTURED	321 174	398 814	226 963
1 CIGARS, CHEROOT, CIGARILLO	4 270	38 592	21 977
2 CIGARETTES CONTG. TOBACCO	58 619	136 050	77 343
3 OTH. MANUFACTURED TOBACCO	258 285	224 172	127 643
211 HIDES, SKINS (EX. FURS), RAW	862 124	290 299	166 270
1 BOVINE, EQUINE HIDES, SKIN	524 807	188 649	108 232
2 WHOLE BOVIN. HIDE <8KG DRY	62 633	35 998	20 582
4 GOAT, KID SKIN, EX. FURSKIN	3 927	4 672	2 658
6 SHEEP SKIN, EXCPT. FURSKIN	73 321	28 978	16 540
7 SHEEP SKIN WITHOUT WOOL	15 872	20 112	11 495
9 HIDE, SKIN NES, LTHR. WASTE	161 564	11 890	6 763
212 FURSKINS, RAW	16 449	401 136	233 129
1 MINK SKINS, RAW, WHOLE	6 174	267 606	156 342
2 OTHER RAW FURSKINS	10 230	131 476	75 633
3 FUR PCS. ETC. FURRIER USE	45	2 054	1 154
222 OILSEED (SFT. FIX VEG. OIL)	47 195 273	2 954 115	1 687 453
1 GROUNDNUTS (PEANUTS)	816 535	100 558	57 011
2 SOYA BEANS	28 396 178	1 374 895	784 661
3 COTTON SEEDS	327	26	15
4 SUNFLOWER SEEDS	4 412 229	432 671	248 889
5 SESAME (SESAMUM) SEEDS	105 862	15 910	9 031
6 RAPE, COLZA, MUSTARD SEEDS	13 449 573	1 029 006	587 253
7 SAFFLOWER SEEDS	14 569	1 049	593
223 OILSEED (OTH. FIX. VEG. OIL)	2 782 382	157 654	89 504
1 COPRA	552 793	36 704	20 753
2 PALM NUTS, PALM KERNELS	4 556	868	511
4 LINSEED	1 736 212	72 749	41 237
5 CASTOR OIL SEEDS	339 111	21 754	12 388
7 OIL SEEDS, ETC. NES	129 059	22 911	13 112
9 FLOUR, MEAL, FROM OILSEEDS	20 651	2 668	1 503
231 NATURAL RUBBER, ETC.	2 260 599	477 347	271 704
1 NATURAL RUBBER LATEX	397 004	72 642	41 375
2 NATURAL RUBBER EXC. LATEX	1 863 057	404 548	230 243
3 OTHER NATURAL GUMS	538	157	86
232 SYNTHETIC RUBBER, ETC.	3 611 270	950 469	542 225
1 SYNTHETIC RUBBER	3 262 581	929 993	530 614
2 RECLMD. UNHD. RUBBER; WASTE	348 689	20 476	11 611
244 CORK, NATURAL, RAW; WASTE	60 664	8 168	4 633
245 FUEL WOOD, WOOD CHARCOAL	694 606	30 671	17 443
246 WOOD IN CHIPS, PARTICLES	7 111 268	44 812	25 543
1 WOOD IN CHIPS, PARTICLES	515 771	3 864	2 185
2 SAWDUST, WOOD WASTE, SCRAP	6 595 497	40 948	23 358
247 WOOD ROUGH, ROUGH SQUARED	15 862 820	539 414	308 478
248 WOOD, SIMPLY WORKED	27 108 853	2 089 938	1 187 877
1 RAILWAY, TRAMWAY SLEEPERS	288 735	9 457	5 400
2 WOOD, CONIFER, SAWN	20 340 585	1 376 815	782 223

4 IMPORTS AND EXPORTS (SPECIAL TRADE) BY GROUPS AND SUBGROUPS OF THE SITC-REV. III  
4.1 IMPORTS

GROUP / SUBGROUP	1988 DT = 100 KG	1988 1 000 DM	1988 1 000 \$
2483 WOOD, CONIF, WORKED, SHAPED	372 202	58 911	33 522
4 WOOD, NON-CONIFER, SAWN	5 926 620	586 271	333 394
5 WOOD, NON-CONIF. WRKD, SHPD	180 711	58 484	33 338
251 PULP AND WASTE PAPER	41 593 254	4 290 712	2 437 993
1 WASTE, SCRAP PAPER, PBOARD	6 795 011	231 977	131 897
2 MECHANICAL WOOD PULP	800 236	57 696	32 666
3 CHEM. WOOD PULP, DISSOLVNG	1 843 486	239 736	136 244
4 CHEM. WOOD PULP, SODA, UNBL	543 459	53 888	30 728
5 CHEM. WOOD PULP, SODA, BLCH	28 887 637	3 404 662	1 934 418
6 CHEM. WOOD PULP, SULPHITE	2 219 464	253 626	144 141
9 SEMI-CHEMICAL PULPS	503 961	49 127	27 899
261 SILK	12 079	32 410	18 444
263 COTTON	3 048 538	623 634	357 267
1 COTTON, NOT CARDED, COMBED	1 905 054	533 676	306 014
2 COTTON LINTERS	728 522	41 437	23 581
3 COTTON WASTE	412 886	46 069	26 257
4 COTTON, CARDED OR COMBED	2 076	2 452	1 415
264 JUTE, OTH. TEXTL. BAST FIBR	63 999	3 594	2 049
1 JUTE, TEXTL. BAST FIBR. RAW	25 400	1 407	800
9 OTHER JUTE ETC.	38 599	2 187	1 249
265 VEGETABLE TEXTILE FIBRES	191 896	24 198	13 812
1 FLAX, WASTE FLAX	32 481	10 917	6 264
2 TRUE HEMP, WASTE TRUE HMP	1 511	1 076	608
4 SISAL, AGAVE FIBRES, WASTE	20 534	1 730	981
5 ABACA, MANILA HEMP, WASTE	4 083	860	485
7 COCONUT FIBRE AND WASTE	129 979	8 112	4 613
8 VEG. TEXTILE FIBRES, NES	3 308	1 503	861
266 SYNTHETIC FIBRES	1 312 483	497 602	284 248
267 OTHER MAN-MADE FIBRES	987 960	251 811	143 259
1 ARTIFICIAL FIBR, SPINNING	583 536	207 126	117 795
2 WASTE, MAN-MADE FIBRES	404 424	44 685	25 464
268 WOOL, OTHER ANIMAL HAIR	1 103 696	1 369 939	782 393
1 WOOL, GREASY	552 900	732 683	418 477
2 OTHER WOOL, UNPROCESSED	206 290	150 774	86 083
3 FINE ANIMAL HAIR, UNPROCD	23 519	71 017	40 608
5 HORSEHAIR, CRSE. ANML. HAIR	30 667	17 698	10 084
6 WASTE WOOL, ANIMAL HAIR	43 758	21 858	12 492
7 WOOL, ANIMAL HAIR, CARDED	246 562	375 909	214 649
269 WORN CLOTHING, TEXTL. ARTL	315 035	26 630	15 174
272 FERTILIZERS, CRUDE	12 198 073	107 928	61 413
1 ANIMAL, VEG., FERTILIZERS	561 418	8 910	5 122
2 SODIUM NITRATE	59 088	2 763	1 570
3 NATURAL CALC. PHOSPHATES	11 575 694	96 207	54 694
4 CRUDE NATRL. POTASS. SALTS	1 873	48	27
273 STONE, SAND AND GRAVEL	144 480 495	419 256	237 651
1 BUILDING, DIMENSION STONE	6 094 727	156 216	88 569
2 GYPSUM, LIMESTONE ETC.	17 369 922	35 702	20 309
3 SANDS, NATRL. NOT MTL. BRNG	93 861 228	53 250	30 273
4 GRAVEL, CRUSHD. STONE, AGGR	87 154 618	174 088	98 500
274 SULPHUR, UNRSTD. IRON PYRS	3 354 196	46 332	26 199
1 SULPHUR, EXCLDNG. PURIFIED	1 761 865	32 760	18 549
2 IRON PYRITES, UNROASTED	1 592 331	13 572	7 650
277 NATURAL ABRASIVES, NES	662 555	122 074	69 416
1 INDUSTRIAL DIAMONDS	-	24 809	14 089
2 NATURAL ABRASIVES, NES	662 555	97 265	55 327
278 OTHER CRUDE MINERALS	73 416 973	1 211 829	688 962
281 IRON ORE, CONCENTRATES	452 717 998	2 059 392	1 169 710
282 FERROUS WASTE AND SCRAP	14 069 971	467 126	264 893
1 WASTE, SCRAP OF CAST IRON	1 370 466	23 591	13 423
2 WASTE, SCRAP, ALLOY STEEL	1 735 851	231 161	131 108
3 OTHR. FERROUS WASTE, SCRAP	10 963 654	212 374	120 362
283 COPPER ORES, CONCENTRATES	5 664 918	724 130	415 370
1 COPPER ORES, CONCENTRATES	5 536 001	683 984	392 348
2 COPPER MATTES, ETC.	128 917	40 146	23 022
284 NICKEL ORES, CONCTR, MATTE	146 726	241 192	136 338
1 NICKEL ORES, CONCENTRATES	884	300	163
2 NICKEL MATTES, SINTRS. ETC	145 842	240 892	136 175
285 ALUMINIUM ORE, CONCTR. ETC	34 286 503	498 355	282 643
1 ALUMINIUM ORE, CONCENTRAT	25 769 921	177 172	101 099

4 IMPORTS AND EXPORTS (SPECIAL TRADE) BY GROUPS AND SUBGROUPS OF THE SITC-REV. III  
4.1 IMPORTS

GROUP / SUBGROUP	1988 DT = 100 KG	1988 1 000 DM	1988 1 000 \$
2852 ALUMINA(ALUMINIUM OXIDE)	8 516 582	321 183	181 544
286 URANIUM, THORIUM ORES, ETC	-	-	-
1 URANIUM ORE, CONCENTRATES	-	-	-
2 THORIUM ORE, CONCENTRATES	-	-	-
287 ORE, CONCENTR. BASE METALS	21 801 324	845 504	479 209
288 NON-FERROUS WASTE, SCRAP	10 157 261	2 109 244	1 194 472
1 ASH, RESIDUES METALS NES	3 657 934	470 092	265 971
2 OTH. NON-FERR. METAL WASTE	6 499 327	1 639 152	928 501
289 PREC. METAL ORES, CONCTRTS	43 917	391 888	223 142
1 PREC. MTL. ORE, CONCENTRATS	19 286	31 849	18 415
2 PREC. METAL WASTE, SCRAP	24 631	360 039	204 727
291 CRUDE ANIMAL MATERLS. NES	3 353 430	813 766	463 616
1 BONE, HORN, IVOR. CORAL, ETC	543 719	30 733	17 404
9 OTH. ANIMAL MATERIALS NES	2 803 711	783 033	446 212
292 CRUDE VEG. MATERIALS, NES	6 444 170	3 389 337	1 943 821
321 COAL, NOT AGGLOMERATED	71 681 627	621 851	354 613
1 ANTHRACITE, NOT AGGLDMRTD	755 174	14 755	8 325
2 OTH. COAL, NOT AGGLOMERATD	70 926 453	607 096	346 288
322 BRIQUETTES, LIGNITE, PEAT	20 391 705	100 528	57 554
1 BRIQUETTES, COAL	37 499	1 098	627
2 LIGNITE	19 050 971	82 337	47 168
3 PEAT	1 303 235	17 093	9 759
325 COKE, SEMI-COKE, RET. CARBON	8 874 338	164 672	93 744
333 PETROLEUM OILS, CRUDE	720 369 508	14 830 263	8 441 883
334 PETROLEUM PRODUCTS	389 642 310	9 912 584	5 646 012
1 MOTOR GASOLINE, LIGHT OIL	127 864 803	3 675 343	2 095 617
2 KEROSENE, MEDIUM OILS	26 778 647	786 887	447 224
3 GAS OILS	173 899 390	4 248 470	2 418 013
4 FUEL OILS, NES	56 505 926	903 060	514 795
5 LUBRICANTS	4 593 544	298 824	170 363
335 RESIDUAL PETROL. PRODUCTS	37 620 097	996 094	566 596
1 PETROLEUM JELLY, WAX ETC	2 723 359	145 489	82 821
2 MINERAL TARS AND PRODUCT	17 772 083	533 027	303 825
3 MINERAL TAR PITCH, P. COKE	1 001 062	33 730	19 285
4 PETROLM. BITUMEN, COKE, ETC	16 123 593	283 848	160 665
342 LIQUEFIED PROPANE, BUTANE	5 694 810	141 987	81 742
1 PROPANE, LIQUEFIED	4 022 032	97 842	56 652
5 BUTANES, LIQUEFIED	1 672 778	44 145	25 190
343 NATURAL GAS	321 428 283	5 518 989	3 173 260
1 NATURAL GAS, LIQUEFIED	-	-	-
2 NATURAL GAS, GASEOUS	321 428 283	5 518 989	3 173 260
344 PETROLEUM GASES, NES	2 758 985	86 477	49 065
1 ETHYLENE, ETC., LIQUEFIED	2 702 435	83 910	47 629
2 GAS. HYDROCARBON, LIQ., NES	55 128	1 985	1 108
9 GAS. HYDROCARBON, GAS., NES	1 422	582	328
345 COAL GAS, WATER GAS, ETC.	-	-	-
351 ELECTRIC CURRENT, MWH	11 559 723	1 143 483	653 642
411 ANIMAL OILS AND FATS	3 197 212	226 872	128 870
1 FAT, OIL, FISH, MAR. MAMMALS	1 372 795	87 271	49 431
2 LARD; OTH. PIG, POULTRY FAT	91 108	8 194	4 648
3 ANIMAL OIL, FAT, GREAS. NES	1 733 309	131 407	74 791
421 FIXED VEG. FAT, OILS, SOFT	3 852 318	375 441	211 162
1 SOY2 BEAN OIL, FRACTIONS	1 247 670	104 883	58 839
2 COTTON SEED OIL, FRACTION	10 462	1 177	673
3 GROUNDNUT OIL, FRACTIONS	199 227	20 382	11 410
4 OLIVE OIL ETC.	56 057	27 517	15 576
5 SUNFLOWER SEED OIL, ETC.	1 271 069	132 991	74 816
6 MAIZE (CORN) OIL, FRACTIONS	100 924	11 731	6 612
7 RAPE, COLZA, MUSTARD OIL	956 733	74 247	41 811
8 SESAME OIL, FRACTIONS	10 176	2 513	1 425
422 FIXED VEG. FAT, OILS, OTHER	5 462 232	510 795	289 982
1 LINSEED OIL, FRACTIONS	110 765	10 487	5 802
2 PALM OIL, FRACTIONS	2 299 050	196 295	111 223
3 COCONUT OIL, FRACTIONS	1 658 771	145 140	82 852
4 PALM KERNEL OIL, FRACTNS	1 203 211	110 897	62 883
5 CASTOR OIL, FRACTIONS	125 307	22 149	12 546
9 OTH. FIXE VEG. FAT, EK. SOFT	65 128	25 827	14 676

4 IMPORTS AND EXPORTS (SPECIAL TRADE) BY GROUPS AND SUBGROUPS OF THE SITC-REV. III  
4.1 IMPORTS

GROUP / SUBGROUP	1988 DT = 100 KG	1988 1 000 DM	1988 1 000 \$
431 ANIMAL, VEG. FATS, OILS, NES	3 871 574	341 037	193 873
1 FAT, OIL, ANIMAL, VEG. PROCD	137 870	15 652	8 866
2 FAT, OIL, AN, VG. PRTLY, PRCD	400 361	51 006	28 932
3 FATTY ACID, ETC. FROM WAX	3 305 391	261 353	148 649
4 WAXES, ANIMAL, VEG. ORIGIN	27 952	13 026	7 426
511 HYDROCARBONS, NES, DERIVTS	28 097 435	2 466 346	1 406 946
1 ACYCLIC HYDROCARBONS	12 876 177	971 249	556 621
2 CYCLIC HYDROCARBONS	9 388 357	918 608	521 538
3 HALOGEN. DERV. HYDROCARBON	5 211 904	501 142	285 843
4 SULPH. ETC. DERV. HYDROCARB	620 997	75 347	42 944
512 ALCOHOL, PHENOL, ETC. DERIV	12 149 554	1 145 570	651 916
1 ACYCLIC MONOHYDRIC ALCHL	8 868 054	487 004	277 429
2 OTH. ACYCLIC ALCOHOL, DERV	2 143 826	315 212	178 747
3 CYCLIC ALCOHOLS, DERIVATS	68 963	51 148	29 066
4 PHENOLS, PHENOL-ALCH. DERV	1 068 711	292 206	166 674
513 CARBOXYLIC ACIDS, DERIVTS	7 105 603	1 485 248	846 335
514 NITROGEN-FUNCT. COMPOUNDS	5 729 928	2 935 412	1 671 537
515 ORGANO-INORGANIC COMPNDS	2 116 950	1 844 357	1 051 832
516 OTHER ORGANIC CHEMICALS	6 786 545	1 128 183	641 040
1 ETHER, ALCHL PEROXIDE, ETC	3 822 130	417 940	237 486
2 ALDEHYDE ETC FNCT CMPNDS	2 765 813	448 153	254 503
3 ESTRS, INORGANIC ACID, ETC	114 858	69 385	39 552
9 ORGANIC CHEMICALS, NES	83 744	182 695	109 499
522 INORGANIC CHEM. ELEMENTS	19 385 706	1 489 755	848 785
1 CARBON NES, CARBON BLACK	814 539	103 693	59 336
2 OTHER CHEMICAL ELEMENTS	3 187 615	487 049	277 631
3 INORGANIC ACID, OXIDE ETC	6 812 763	293 628	167 231
4 HALOG. SULPH. COMP. NON-MTL	159 827	21 835	12 469
5 ZINC, CHROM. IRON ETC. OXID	826 956	208 562	118 577
6 OTH. INORGAN. BASES, OXIDES	7 584 006	374 988	213 541
523 METAL. SALTS, INORGAN. ACID	9 075 754	616 188	351 008
1 FLUORIDES ETC.	204 934	33 488	19 057
2 CHLORIDE, BROMIDE, IODIDES	806 536	69 894	39 695
3 HYPOCHLORITES, ETC.	197 555	19 282	10 989
4 SULPHIDES, SULPHATES ETC.	1 720 235	82 095	46 767
5 NITRITES; NITRATES	199 719	15 717	8 955
6 PHOSPHITES, PHOSPHATE, ETC	1 187 151	100 377	57 253
7 CARBONATES, PERCARBONATES	2 391 147	107 068	60 830
8 OTH. METL. SALT, INORG. ACID	2 368 477	188 267	107 462
524 OTHER CHEMICAL COMPOUNDS	1 947 527	322 734	183 891
525 RADIO-ACTIVE MATERIALS	55 170	2 071 179	1 165 645
1 RADIO-ACTIVE CHEMICALS	26 421	1 996 635	1 123 183
9 STBL. ISOTOPE; RARE EARTHS	28 749	74 544	42 462
531 SYNTH. COLOURS, LAKES, ETC.	371 206	653 568	373 384
1 SYNTH. ORGANIC DYESTUFFS	302 041	563 846	322 156
2 SYNTH. BRIGHTENERS, LAKES	69 165	89 722	51 228
532 DYEING, TANNING MATERIALS	91 113	40 495	22 999
533 PIGMENTS, PAINTS, ETC.	4 989 754	1 435 596	817 257
1 OTHER COLOURING MATTER	1 161 365	473 249	269 360
2 PRINTING INK	97 028	91 178	51 928
4 PAINTS, VARNISHES ETC.	828 934	473 273	269 730
5 GLAZE, ENAMEL, DRIERS ETC.	2 902 427	397 896	226 239
541 MEDICINES, ETC. EXC. GRP542	271 709	1 979 531	1 128 533
1 PROVITAMINS, VITAMINS, ETC	81 683	299 048	170 561
3 ANTIBIOTICS, EXCPT GRP542	41 145	413 831	236 125
4 VEG. ALKALOIDS, EXC. GRP542	9 954	180 094	102 752
5 HORMONES, ETC. EXC. GRP542	161	106 616	61 209
6 GLYCOSIDES; GLANDS ETC.	32 719	625 668	355 941
9 PHARM. GOODS, EXC. MEDCMTS	106 047	354 274	201 945
542 MEDICAMENTS	395 618	2 412 273	1 375 337
1 MEDICAMENTS, ANTIBIOTICS	23 695	245 357	139 481
2 MEDICAMENTS, HORMONES ETC	14 774	282 480	160 826
3 MEDICAMENTS, ALKALOID. ETC	16 904	101 292	57 559
9 MEDICAMENTS, NES	340 245	1 783 144	1 017 471
551 ESSNTL. OIL, PERFUME, FLAVR	234 940	464 116	264 340
553 PERFUMERY, COSMETICS, ETC.	571 224	1 122 452	638 929
1 PERFUMES, TOILET WATERS	65 533	323 778	183 726
2 COSMETICS, MAKE-UP ETC.	203 873	492 548	281 021
3 PREPARATIONS FOR HAIR	97 831	74 373	42 445
4 PREP. ORAL, DENTAL HYGIENE	41 488	49 741	28 450
5 TOILETRIES, ETC.	162 499	182 012	103 283



4 IMPORTS AND EXPORTS (SPECIAL TRADE) BY GROUPS AND SUBGROUPS OF THE SITC-REV. III  
4.1 IMPORTS

GROUP / SUBGROUP	1988 DT = 100 KG	1988 1 000 DM	1988 1 000 \$
554 SOAP, CLEANERS, POLISH, ETC	3 079 398	649 368	370 328
1 SOAP	157 381	64 389	36 549
2 DETERGENTS, EXCEPT SOAP	2 668 680	529 914	302 407
3 POLISHES, CREAMS, ETC.	253 337	55 065	31 372
562 FERTILIZER, EXCEPT GRP272	50 479 091	1 208 276	690 186
1 NITROGENOUS CHEM. FERTILZR	24 605 475	527 731	299 329
2 PHOSPHATIC CHEM. FERTILZRS	5 637 435	80 448	45 249
3 POTASSIC CHEM. FERTILIZER	1 091 821	20 239	11 363
9 FERTILIZERS, NES	19 144 360	579 859	334 245
571 POLYMERS OF ETHYLENE	11 019 027	2 219 819	1 262 562
1 POLYETHYLENE	10 370 539	2 033 012	1 156 120
2 ETHYL-VINYL ACET. COPOLYM	376 494	94 105	53 610
9 OTH. POLYMERS OF ETHYLENE	271 994	92 702	52 832
572 POLYMERS OF STYRENE	4 569 841	1 262 679	720 136
1 POLYSTYRENE	2 995 980	698 952	398 613
9 OTHER STYRENE POLYMERS	1 573 861	563 727	321 523
573 POLYMERS, VINYL CHLORIDE	4 292 015	893 768	508 901
1 POLYVINYL CHLORIDE	4 016 671	677 471	385 626
9 OTH. VINYL CHLD. COPOLYMER	275 344	216 297	123 275
574 POLYACETAL, POLYCARBONATE	3 373 617	1 413 398	805 765
1 POLYACETAL, OTH. POLYETHRS	1 556 586	501 680	286 247
2 EPOXIDE RESINS	410 316	215 383	122 565
3 POLYCARBONATES, ETC.	1 406 715	696 335	396 953
575 OTH. PLASTIC, PRIMARY FORM	12 114 599	3 348 932	1 908 672
1 PROPYLENE POLYMERS ETC.	4 429 899	893 704	509 555
2 ACRYLIC POLYMERS	952 483	343 573	195 376
3 POLYAMIDES	1 682 787	734 490	419 262
4 AMINO, PHENOLIC RESIN ETC	3 353 758	488 410	278 525
5 CELLULOSE ETC. NES	381 826	207 400	117 855
9 PLASTICS, NES	1 313 846	681 355	388 099
579 PLASTIC WASTE, SCRAP ETC	521 265	58 351	33 140
1 WASTE, ETHYLENE POLYMERS	111 759	8 569	4 872
2 WASTE, STYRENE POLYMERS	30 697	4 006	2 281
3 WASTE, VINYL CHLORIDE POL	140 153	9 346	5 315
9 OTHR. PLASTIC WASTE, SCRAP	238 656	36 430	20 672
581 PLASTIC TUBE, PIPE, HOSE	412 979	394 433	224 501
1 ARTIFIC. SAUSAGE CASINGS	17 983	46 212	26 288
2 TUBES, PIPES, HOSES, RIGID	120 674	90 427	51 537
3 FLEXIBLE TUBE, PIPE, HOSES	11 115	13 595	7 711
4 TUBE, NOT REINF. NO FTNGS	157 288	107 993	61 404
5 TUBE, NOT REINF., FITTINGS	8 487	8 935	5 088
6 OTH. TUBES, PIPES, HOSES	34 538	36 361	20 710
7 FITTINGS FOR TUBE, PLASTIC	62 894	90 910	51 763
582 PLASTIC PLATE, SHEETS, ETC	4 520 870	2 937 114	1 673 220
1 PLSTC SHEET ETC. SELF-ADH	525 820	457 087	260 615
2 OTH. PLATE, SHEET, ETC.	3 081 558	1 830 414	1 042 648
9 OTH. PLATES, ETC. PLASTIC	913 492	649 613	369 957
583 MONOFILAMENT OF PLASTICS	197 457	118 634	67 741
1 MONOFILAMENT, OF ETHYLENE	6 800	6 480	3 698
2 MONOFILAMENT, VINYL CHLRD	130 927	63 805	36 519
9 MONOFILAMENT, OTH. PLASTIC	59 730	48 349	27 524
591 INSECTICIDES, ETC.	546 214	629 875	364 287
1 INSECTICIDES, RETAIL SALE	48 627	77 754	45 193
2 FUNGICIDES, RETAIL SALE	153 130	209 878	122 012
3 HERBICIDES, RETAIL SALE	264 437	273 968	158 290
4 DISINFECTANT, ETC. RETAIL	80 020	68 275	38 792
592 STARCHES, INULIN, ETC.	3 016 798	733 823	417 279
1 STARCHES, INULIN, GLUTEN	1 288 194	110 076	62 838
2 ALBUMINOIDAL SUBSTS. ETC	1 728 604	623 747	354 441
593 EXPLOSIVES, PYROTECHNICS	125 090	118 332	67 005
1 PROPELLNT, PRPD. EXPLOSIVE	48 780	61 035	34 960
2 DETONATORS, FUSES ETC.	2 670	20 957	11 831
3 FIREWORKS, FLARES, ETC.	73 640	36 340	20 214
597 PREPRD ADDITIVES, LIQUIDS	1 945 153	497 035	282 292
598 MISC. CHEMICAL PRODTS. NES	13 466 067	2 523 327	1 438 036
1 WOOD-, RESIN-BASE CHEM. PR	1 633 983	173 387	98 911
3 ARTIFICIAL, PREPARED WAXS	223 839	66 081	37 675
4 MIXED ALKYL BENZS. ETC. NES	307 237	37 973	21 639
5 CHEM. ELMNTS FOR ELECTRNC	873	115 925	66 020
6 ORGANIC CHEM. PRODCTS. NES	1 096 686	490 608	279 191
8 CATALYSTS, ETC. NES	188 983	353 732	200 900
9 CHEM. PRODUCTS ETC. NES	10 014 466	1 285 621	733 700
600 CPL IND PLANT CHAP 69-76	-	-	-

4 IMPORTS AND EXPORTS (SPECIAL TRADE) BY GROUPS AND SUBGROUPS OF THE SITC-REV. III  
4.1 IMPORTS

GROUP / SUBGROUP	1988 DT = 100 KG	1988 1 000 DM	1988 1 000 \$
611 LEATHER	362 835	1 452 294	831 870
612 MANUFACT. LEATHER ETC. NES	32 591	55 888	31 783
1 LEATHER BELTING ETC.	515	2 263	1 305
2 SADDLERY AND HARNESS	9 877	26 070	14 799
9 OTH. LEATHER ARTICLES NES	22 199	27 555	15 679
613 FURSKINS, TANNED, DRESSED	19 374	227 561	130 281
1 WHOLE FURS, NOT ASSEMBLED	9 779	127 729	73 236
2 HEADS, TAILS, PAWS ETC.	3 227	1 021	578
3 WHOLE FURS ETC. ASSEMBLED	6 368	98 811	56 467
621 MATERIALS OF RUBBER	1 196 008	720 476	410 654
1 COMPOUNDED RUBBER, UNVULC	565 945	200 311	114 137
2 OTH. FORMS UNVULC. RUBBER	43 375	29 275	16 728
3 VULCANIZED RUBBER	321 553	234 172	133 250
4 VULC. RUBBER TUBES, PIPES	265 135	256 718	146 539
625 RUBBER TYRES, TUBES, ETC.	4 455 996	2 861 319	1 630 136
1 TYRES, PNEUMATIC, NEW, CAR	1 978 469	1 536 406	874 061
2 TYRES, PNEUMATIC, NEW, BUS	1 051 179	729 886	416 430
3 TYRES, PNEUM. NEW, AIRCRAFT	3 179	5 132	2 904
4 TYRES, PNEUM. NEW, CYCLES	102 187	72 450	41 415
5 OTHER PNEUMATIC TYRES	543 056	309 084	176 723
9 OTHER TYRES, TUBES ETC.	777 926	208 361	118 603
629 ARTICLES OF RUBBER, NES	601 582	943 119	538 122
1 HYGIENIC, PHARM. RUBBR. ART	26 816	53 784	30 721
2 VULC. RUBBER BELTING	123 052	176 466	100 690
9 HARD RUBBER ETC., NES	451 714	712 869	406 711
633 CORK MANUFACTURES	158 538	120 961	69 171
1 ARTICLES OF NATURAL CORK	43 528	71 312	40 836
2 AGGLMRTD. CORK, CORK ARTCL	115 010	49 649	28 335
634 VENEERS, PLYWOOD, ETC.	13 877 121	1 519 036	867 177
1 VENEER, PLYWOOD SHEETS	891 979	367 798	209 551
2 DENSIFIED, RECONSTIT. WOOD	7 365 010	418 927	239 154
3 PLYWOOD, SOLELY OF WOOD	2 471 837	385 083	219 911
4 OTH. PLYWOOD, VNRD. PANELS	1 014 982	195 351	111 815
5 FIBREBOARD	2 025 403	146 006	83 391
9 WOOD, SIMPLY SHAPED, NES	107 910	5 871	3 355
635 WOOD MANUFACTURES, NES	4 546 276	1 002 741	570 337
1 PACKINGS, PALLETS ETC.	2 063 908	116 827	66 397
2 CASKS, BARRELS, ETC. STAVES	17 502	3 918	2 238
3 BUILDRS. JOINERY, WOOD ETC	1 198 597	493 729	280 674
4 WOOD, DOMEST. USE EX. FURNT	235 198	198 064	112 488
9 MANUFACT. ARTICL. WOOD, NES	1 031 071	190 203	108 540
641 PAPER AND PAPERBOARD	55 724 661	8 505 833	4 846 096
1 NEWSPRINT, ROLLS, SHEETS	9 993 735	1 131 110	644 427
2 PAPER, PAPERBRD, UNCOATED	9 949 477	1 546 876	882 533
3 PAPER, PAPERBRD, COATED, ETC	10 302 813	2 235 360	1 273 339
4 KRAFT PAPER, BRD, UNCOATED	9 921 817	1 158 987	659 705
5 PAPER, PAPERBRD, UNCTD, BULK	7 789 091	764 615	435 236
6 PAPER, PAPERBRD, CORR, ETC	1 530 568	304 123	173 046
7 PAPER, PAPERBRD, COATED NES	5 494 243	1 204 847	686 545
9 CONVRTD. PAPER, PPRBRD, NES	742 917	159 915	91 265
642 PAPER, PAPERBOARD, CUT ETC	6 185 162	1 786 567	1 017 534
1 CONTAINERS, ETC. OF PAPER	1 571 947	420 117	239 221
2 STATIONERY, ETC.	56 870	33 627	19 128
3 REGISTERS, ACCT. BOOKS, ETC	239 075	131 666	74 894
4 PAPER, PAPERBOARD, CUT, NES	2 276 223	519 599	295 830
9 ARTCLS, PULP, PPR, BRD NES	2 041 047	681 558	388 461
651 TEXTILE YARN	4 281 659	3 758 017	2 147 479
1 YARN, OF WOOL, ANIMAL HAIR	142 316	414 756	237 050
2 COTTON SEWING THREAD	5 313	11 684	6 718
3 COTTON YARN, EXCL. THREAD	1 316 342	1 009 008	578 430
4 THREAD OF MAN-MADE FIBRE	19 973	40 914	23 303
5 SYNTH. FILAMENT YARN, BULK	355 818	314 836	179 832
6 OTH. SYNTH. FILAMENT YARN	560 664	560 660	319 744
7 ARTIF. FILAMENT YARN, NES	231 532	247 217	140 996
8 YARN, STAPLE FIBRES, ETC.	714 634	737 567	421 580
9 YARN, TEXTILE FIBRES, NES	935 067	421 375	239 826
652 COTTON FABRICS, WOVEN	845 194	1 378 035	789 491
1 COTTON GAUZE, ETC. WOVEN	28 420	47 991	27 549
2 COTTON FABRIC, WVN, UNBLCH	432 678	386 138	221 502
3 OTH85%+COTTN. FABRIC<200G	190 203	520 632	298 023
4 OTH85%+COTTN. FABRIC200G+	131 361	218 408	125 141
5 OTH<85% COTTN. FABRIC<200G	31 646	97 988	56 067
6 OTH<85% COTTN. FABRIC200G+	15 969	52 824	30 174
9 OTH. WOVEN FABRICS, COTTON	14 917	54 054	31 035
653 FABRICS, MAN-MADE FIBRES	954 877	2 165 229	1 234 355
1 FABRIC, SYNTH. FILMNT. YARN	224 576	537 414	306 200
2 FABRIC, 85%+SYN. STPL. FIBR	64 891	175 513	100 092
3 FABRC<85%SYN. STP. FBR+CTN	133 184	189 973	109 140
4 FABR<85%SYN. STP. FBR+OTHR	91 326	270 559	154 213

4 IMPORTS AND EXPORTS (SPECIAL TRADE) BY GROUPS AND SUBGROUPS OF THE SITC-REV. III  
4.1 IMPORTS

GROUP / SUBGROUP	1988 DT = 100 KG	1988 1 000 DM	1988 1 000 \$
6535 FABRIC,ARTIF.FILMNT YARN	61 984	225 224	128 258
6 FABRIC,85%+ART. STPL.FIBR	162 626	264 243	150 174
8 FABRIC, <85%ART. STPL.FIBR	165 705	392 555	223 454
9 PILE,CHNLL.E.FABRC,M-MADE	50 585	109 748	62 824
654 OTH.TEXTILE FABRIC,WOVEN	516 928	1 622 195	928 442
1 FABRIC,OF SILK,SILK WSTE	19 713	270 407	154 878
2 FABRIC85%+WOOL,FINE HAIR	105 901	607 986	348 750
3 FABRIC,WOOL,FNE.HAIR,NES	103 669	329 764	188 124
4 FABRICS,WOVEN,OF FLAX	44 808	191 823	110 039
5 FABRIC,WVN.JUTE,OTH.TXTL	43 977	10 898	6 214
6 FABRIC,WOVEN GLASS FIBRE	193 544	197 309	112 402
9 FABRICS,WOVEN, NES	5 316	14 008	8 035
655 KNIT.CROCHET.FABRIC NES	261 004	591 207	337 293
1 PILE FABRIC,KNIT,CROCHET	97 416	161 192	91 691
2 OTH.KNIT.CROCHET.FABRICS	163 588	430 015	245 602
656 TULLE,LACE,EMBROIDRY.ETC	94 595	387 330	221 549
1 NARROW FABRIC,WOVEN,OTHR	42 033	97 182	55 529
2 LABELS,BADGE ETC.NOT EMB	1 742	10 728	6 133
3 GIMPED YARN, ETC.	36 165	81 834	46 888
4 TULLES,NET FABRIC, LACE	2 209	24 779	14 102
5 EMBROIDERY	12 446	172 807	98 897
657 SPECIAL YARN,TXTL.FABRIC	1 324 306	1 407 858	803 354
1 FELT	134 022	67 399	38 372
2 NONWOVEN FABRICS NES	377 620	378 378	215 635
3 COATED,IMPRGTD TXTLS.NES	267 522	416 644	238 225
4 QUILTED TEXTILE PRODUCTS	1 826	3 387	1 937
5 TWINE,CORDAGE,ETC.PRODCTS	288 810	84 341	48 247
6 HAT-SHAPES,FORMS,BODIES	407	2 923	1 665
7 WADDING,ETC.MACHINE USE	148 646	335 013	191 020
8 RUBBR,TXTL.YARN,CORD ETC	6 314	6 375	3 646
9 SPECIAL TEXTILE PRODUCTS	99 139	113 398	64 607
658 TEXTILE ARTICLES NES	940 796	1 285 351	732 491
0 CPL IND PLANT CHAPTER 63	-	-	-
1 SACKS,BAGS,TXTL.MATERIAL	202 676	72 003	40 941
2 TARPAULINS,SAILS,AWNINGS	113 689	136 160	78 697
3 BLANKETS,TRAVELLING RUGS	33 857	40 433	22 908
4 HOUSEHOLD LINENS	465 159	767 380	436 905
5 CURTAINS,OTH.FURNISHINGS	46 770	113 269	64 468
9 MADE-UP ARTICLS,TXTL.NES	78 645	156 106	88 572
659 FLOOR COVERINGS, ETC.	2 387 254	2 580 107	1 472 099
1 LINOLEUM ETC.	15 441	5 973	3 396
2 CARPETS ETC.KNOTTED	301 354	1 252 787	714 077
3 HAND-WOVEN RUGS	12 360	19 995	11 445
4 CARPETS ETC.TUFTED	1 458 609	885 374	505 802
5 CARPETS,ETC.WOVEN	324 835	284 350	162 143
6 CARPETS,ETC.NES	274 655	131 628	75 236
660 CPL IND PLANT CHAPTER 68	-	-	-
661 LIME,CEMENT,CONSTR.MATRL	32 530 955	1 070 588	606 873
1 QUICKLIME ETC.EXCL.522.6	4 596 688	48 716	27 709
2 PORTLAND CEMENT, ETC.	15 237 821	176 341	99 844
3 BUILDING STONE,WORKD.ETC	11 215 117	711 243	403 421
8 ASBESTOS-CEMNT.MATRL.ETC	1 481 329	134 288	75 899
662 CLAY,REFRCT.CONSTR.MATRL	18 639 384	1 300 458	740 030
663 MINERAL MANUFACTURES, NES	9 873 799	1 318 379	750 686
1 MILL,GRINDSTONES,ETC.	98 568	195 372	111 308
2 ABRASIVE CLOTHS,ETC.	135 703	161 520	92 023
3 NON-CERAMIC MINERAL MANF	7 082 640	355 457	202 054
5 MINERL.INSULAT.PROD.NES	2 039 715	219 789	125 064
7 REFRACTORY CERAMIC GOODS	84 454	65 040	36 913
8 ASBESTOS MANF.FRICT.MTRL	157 613	208 633	119 203
9 ARTCLS.CERAMIC MATRL,NES	275 106	112 568	64 121
664 GLASS	7 555 001	1 288 304	733 810
1 GLASS,BULK,UNWRKD,WASTE	967 738	65 577	37 303
3 DRAWN,BLOWN GLASS,SHEETS	671 159	48 812	27 913
4 FLOAT,GROUND,PLSHD.GLASS	4 039 251	364 766	207 687
5 CAST,ROLLED GLASS,SHEETS	269 241	35 094	19 933
7 SAFETY GLASS	697 892	349 640	199 355
8 GLASS MIRRORS	200 427	101 837	57 998
9 GLASS, NES	709 293	322 578	183 621
665 GLASSWARE	4 331 697	923 226	526 468
1 CONTAINERS, OF GLASS	3 051 867	267 104	151 963
2 GLASSWARE,HOUSEHOLD ETC.	1 122 889	472 853	270 008
9 GLASS ARTICLES, NES	156 941	183 269	104 487
666 POTTERY	1 029 173	579 267	329 977
1 CERAMIC HOUSEHOLD ARTCLS	631 448	340 929	194 128
2 ORNAMENTAL CERAMIC ARTCL	397 725	238 338	135 849
667 PEARLS,PRECIOUS STONES	11 909	790 460	450 329
1 PEARLS	119	63 360	35 997
2 DIAMONDS.EXCL.INDUSTRIAL	-	530 399	302 117

4 IMPORTS AND EXPORTS (SPECIAL TRADE) BY GROUPS AND SUBGROUPS OF THE SITC-REV. III  
4.1 IMPORTS

GROUP / SUBGROUP	1988 DT = 100 KG	1988 1 000 DM	1988 1 000 \$
6673 PRECIOUS, SEMIPREC. STONES 4 SYNTH. ETC. PREC. STONES	11 459 331	164 574 32 127	93 889 18 326
671 PIG IRON, SPIEGELEISN, ETC	12 436 118	1 862 813	1 055 560
672 INGOTS ETC. IRON OR STEEL	11 288 780	1 385 811	788 017
673 FLAT-ROLLED IRON ETC.	44 106 386	3 623 246	2 070 449
1 FLAT, HOT-ROLLED, PROD. IRON	4 833 708	362 680	207 620
2 FLAT, HOT-ROLLED, PROD. IRON	23 471 244	1 713 379	979 144
3 FLAT, COLD-ROLLED, PROD. IRN	1 693 118	169 493	96 984
4 FLAT, COLD-ROLLED, PROD. IRN	13 841 235	1 329 956	759 540
5 FLAT-ROLLED, PROD. IRON NES	267 081	47 738	27 161
674 FLAT-ROLLED PLATED IRON	11 761 945	1 474 729	840 146
1 FLAT-ROLLED, IRON, ZINC PLT	8 093 786	908 703	517 787
2 FLAT-ROLLED, IRON, TIN PLTD	1 872 165	306 378	174 452
3 FLAT-ROLLED, IRON, PNTD, ETC	536 324	83 653	47 530
4 FLAT-ROLLED, IRN<600+MM, PLT	1 034 062	138 446	78 873
5 FLAT-ROLLED, IRN<600MM, PLT	225 608	37 549	21 506
675 FLAT-ROLLED, ALLOY STEEL	4 794 627	1 666 656	945 950
1 FLAT-ROLLED, SILC-ELEC. STL	654 477	120 343	68 618
2 FLAT-ROLLED, HI-SPEED STL	12 516	13 140	7 529
3 FLAT, HOT-ROLLED S. STEEL	1 280 461	505 580	284 736
4 FLAT, HOT-ROLLED, ALLOY STL	981 752	137 336	78 588
5 FLAT, COLD-ROLLED S. STEEL	1 609 021	758 473	431 274
6 FLT, COLD-ROLLED, ALLOY STL	55 589	45 088	25 688
7 FLAT-ROLLED, ALLOY STL. NES	200 811	86 696	49 517
676 IRON, STL. BAR, SHAPES ETC.	44 793 228	3 763 494	2 142 823
1 BAR, ROD IRON, HOT-FD, COIL	11 037 574	857 649	487 565
2 BAR, ROD IRON, STL. HOT-FD	17 302 564	1 296 293	737 565
3 BAR, ROD IRON, STL. COLD-FD	2 256 852	410 442	233 739
4 OTH. BAR, ROD IRON, STEEL	804 857	159 001	90 729
8 ANGLES, SHAPED, IRON, STEEL	13 391 581	1 040 109	593 225
677 RAILWAY TRACK IRON, STEEL	249 670	20 577	11 721
678 WIRE OF IRON OR STEEL	3 710 763	599 480	342 126
1 WIRE, IRON, NON-ALLOY STL	3 158 556	369 649	210 929
2 WIRE, S. STL, OTH. ALLOY STL	552 207	229 831	131 197
679 TUBES, PIPES, ETC. IRON, STL	11 083 662	2 005 703	1 142 138
1 TUBE, ETC. SEAMLESS, IRN. ST	2 908 252	588 832	335 061
3 OTH. TUBE, D406.4MM+, IR, ST	279 881	33 847	19 228
4 OTH. TUBE, PIPE, IRON, STEEL	7 148 395	1 003 806	571 970
5 TUBE, PIPE FITTINGS, IRN. STL	747 134	379 218	215 878
681 SILVER, PLATINUM, ETC.	14 390	1 364 481	776 146
1 SILVER	13 920	491 523	280 063
2 PLATINUM	470	872 958	496 083
682 COPPER	7 916 699	3 774 275	2 147 123
1 COPPER; ANODES; ALLOYS	5 102 861	2 183 631	1 241 295
3 COPPER BARS, RODS, PROFILES	571 799	238 139	135 978
4 COPPER WIRE	1 447 111	683 686	389 796
5 COPPER PLATE, ETC. 15MM+ TH	397 318	244 936	138 656
6 COPPER FOIL, POWDR, FLAKES	130 777	197 004	112 354
7 COPPER TUBE, PIPE, FITTINGS	266 833	226 879	129 044
683 NICKEL	641 384	1 190 774	676 009
1 NICKEL, NCKL. ALLOY, UNWRGT	562 450	1 017 425	577 325
2 NICKEL, NICKEL ALLOY, WRKD	78 934	173 349	98 684
684 ALUMINIUM	12 400 946	5 520 269	3 132 946
1 ALUM., ALUM. ALLOY, UNWRGHT	7 859 451	2 828 105	1 603 471
2 ALUMINIUM, ALUM. ALLOY, WRK	4 541 495	2 692 164	1 529 475
685 LEAD	1 150 385	151 157	86 297
1 LEAD, LEAD ALLOY, UNWRGHT.	1 101 347	142 481	81 360
2 LEAD, LEAD ALLOYS, WORKED	49 038	8 676	4 937
686 ZINC	2 384 038	529 043	299 523
1 ZINC, ZINC ALLOY, UNWRGHT.	1 930 467	406 898	230 190
3 ZINC, ZINC ALLOYS, WORKED	453 571	122 145	69 333
687 TIN	214 601	267 078	152 359
1 TIN, TIN ALLOYS, UNWROUGHT	213 148	265 200	151 295
2 TIN, TIN ALLOYS, WORKED	1 453	1 876	1 064
689 MISC. NON-FERR. BASE METAL	491 691	460 115	261 670
1 TUNGSTEN, ETC. UNWROUGHT	292 295	221 383	125 869
8 COBALT, CADMIUM, ETC. UNWRT	72 151	135 395	77 087
9 BASE METAL NES, WST, SCRAP	127 245	103 337	58 714
691 METALLIC STRUCTURES NES	4 171 520	1 295 678	735 870
1 METAL STRUCTURES, PARTS	3 882 271	989 549	561 470
2 ALUMINIUM STRUCTURE, PRTS	289 249	306 129	174 400

4 IMPORTS AND EXPORTS (SPECIAL TRADE) BY GROUPS AND SUBGROUPS OF THE SITC-REV. III  
4.1 IMPORTS

GROUP / SUBGROUP	1988 DT = 100 KG	1988 1 000 DM	1988 1 000 \$
692 CONTAINERS, STORAGE, TRNSP	976 284	466 270	265 434
1 RESERVOIR, TANKS, VATS, ETC	180 266	85 537	48 606
4 TANKS, CASKS, DRUMS, ETC.	796 018	380 733	216 828
693 WIRE PRODUCTS EXCL. ELECT	1 946 150	376 910	214 819
1 STRANDED WIRE, CABLE, ETC.	472 384	204 809	116 849
2 BARBED WIRE, ETC. IRON, STL	49 882	6 766	3 912
5 METAL FENCING, GAUZE ETC.	1 423 884	165 335	94 058
694 NAILS, SCREWS, NUTS, ETC.	2 191 636	956 451	544 108
1 NAILS, TACKS, ETC. IRON, STL	427 982	87 441	49 822
2 SCREWS, BOLTS, NUTS, IRN. ST	1 730 929	823 138	468 244
3 NAILS, TACKS, ETC. COPPER	25 167	27 962	15 884
4 NAILS, TACKS, ETC. ALUMINUM	7 558	17 910	10 158
695 TOOLS	790 267	1 887 448	1 075 321
0 CPL IND PLANT CHAPTER 82	-	-	-
1 HAND TOOLS	64 900	40 421	23 191
2 HAND SAW, FILE, RASP, ETC.	76 842	94 335	53 642
3 SPANNERS, WRENCHES, ETC.	94 582	77 463	44 057
4 HAND TOOLS, ETC. NES	288 789	220 122	125 309
5 SAW BLADES	39 365	161 677	92 289
6 KNIVES, CUTTING BLADES	199 511	1 257 696	716 512
7 TOOL SETS, RETAIL SALE	26 278	35 734	20 321
696 CUTLERY	164 837	391 957	222 840
697 HOUSEHOLD EQUIPMENT, NES	1 017 621	884 822	503 338
699 MANUFACTS. BASE METAL, NES	4 383 310	2 910 454	1 657 333
1 LOCKS, SAFES, STRONG BOXES	705 855	716 298	408 317
2 CHAIN, IRON, STEEL	127 943	46 290	26 266
3 PINS, NEEDLES, IRN. STL, ETC	64 097	126 105	71 847
4 SPRINGS, LEAVES, METAL	240 366	129 927	74 105
5 MISC. ARTICLES, BASE METAL	210 271	179 001	101 917
6 ARTICLES IRON, STEEL, NES	2 499 795	932 508	530 840
7 ARTICLES NES, COPPER, ETC.	442 779	535 186	304 500
8 ARTICLES COBALT, ETC., NES	18 026	118 221	67 348
9 ARTICLES TUNGSTEN, ETC. NES	74 178	126 918	72 193
700 CPL IND PLANT (84/85/87)	-	-	-
711 STEAM GENER. BOILERS, ETC.	118 867	78 086	44 445
1 STEAM, SUPER-HEAT BOILERS	12 587	11 358	6 424
2 AUX. BOILR PLANT, CONDENSR	20 981	11 170	6 314
8 PARTS FOR STEAM BOILERS	85 299	55 558	31 707
712 STEAM TURBINES	32 482	115 233	65 654
1 STEAM, VAPOUR TURBINES	2 683	5 664	3 322
8 PARTS FOR STEAM TURBINES	29 799	109 569	62 332
713 INTRNL COMBUS PSTN ENGIN	2 604 967	4 596 883	2 620 434
1 AIRCRAFT PISTON ENGINES	3 081	20 214	11 485
2 INTRNL COMB. ENGINE VEHCL	1 816 165	3 076 713	1 752 552
3 MARINE PISTON ENGINES	138 459	185 002	106 237
8 PISTON ENGINES, NES	167 970	250 650	142 766
9 PARTS, NES. IC. PISTON ENGS	479 292	1 064 304	607 394
714 ENGINES, MOTORS NON-ELECT	39 459	1 588 583	902 580
716 ROTATING ELECTRIC PLANT	1 234 305	1 647 839	938 713
1 ELECTRIC. MOTORS<=37.5W	49 363	222 195	126 219
2 ELEC. MOTORS, GENRATORS. DC	68 548	253 546	144 499
3 ELEC. MOTORS, GENRATORS. AC	524 853	654 866	373 203
4 ELECTR. ROTARY CONVERTERS	1 590	9 087	5 254
5 GENERATING SETS	23 467	48 125	27 448
9 PARTS, NES. ROT. ELEC. PLANT	566 484	460 220	262 090
718 OTH. POWR. GENRTNG. MACHNRY	101 644	494 126	282 875
1 HYDRLC. TURBINE, WTR. WHEEL	5 886	12 915	7 406
7 NUCLEAR REACTORS, PTS NES	6 524	181 825	105 386
9 ENGINES, MOTORS NES, PARTS	89 234	299 386	170 083
721 AGRIC. MACHINES, EX. TRACTR	777 894	763 241	435 432
1 CULTIVATING MACHNERY, ETC	275 549	179 224	102 095
2 HARVESTING ETC. MACHINES	406 893	436 936	249 953
3 DAIRY MACHINERY ETC. PRPTS	19 916	64 908	36 906
9 AGRIC. HDRT. ETC. MACHS. NES	75 536	82 173	46 478
722 TRACTORS	306 178	307 163	174 946
723 CIVIL ENGINEERING EQUIPT	1 771 875	1 417 585	805 883
1 SELF-PROPELLD. DOZERS ETC	100 144	86 339	48 981
2 MECH. SHOVEL ETC. S-PROPLD	744 370	668 705	380 172
3 CONSTR. MINNG MACHNRY ETC	67 116	73 083	41 702
4 CONST. & MINING MACHS. NES	92 076	122 504	69 507
9 PTS NES, CVL. ENGINRG. MACH	768 169	466 954	265 521
724 TEXTILE, LEATHER MACHINES	588 487	1 401 945	799 082

4 IMPORTS AND EXPORTS (SPECIAL TRADE) BY GROUPS AND SUBGROUPS OF THE SITC-REV. III  
4.1 IMPORTS

GROUP / SUBGROUP	1988 DT = 100 KG	1988 1 000 DM	1988 1 000 \$
725 PAPER,PULP MILL MACHINES	291 932	687 908	391 306
1 PAPER,PULP,MAKING MACHRY	20 210	55 897	32 296
2 OTH.PULP,PAPER,MAKNG MCH	77 118	270 552	153 451
9 PARTS,PAPER MILL ETC.MCH	194 604	361 459	205 559
726 PRINTNG,BOOKBINDNG MACHS	316 836	951 319	540 714
727 FOOD-PROCESS.MCH.NON DOM	129 747	331 022	187 971
1 GRAIN WORKNG MACHS,PARTS	31 209	33 395	18 904
2 OTH.FOOD-PROC.MACH PARTS	98 538	297 627	169 067
728 OTH.MACH,PTS,SPCL INDUST	1 081 576	2 729 528	1 554 443
1 MCH-TOOLS,SPECIAL.INDUST	254 034	442 769	252 122
3 OTH.MINERAL WORKING MACH	241 231	209 352	119 216
4 MACH.APPL.SPCL INDUS NES	380 058	1 366 636	778 676
5 PARTS PUBLIC WRK MACH ETC	206 253	710 771	404 429
731 METAL REMOVAL WORK TOOLS	573 585	1 649 654	939 774
1 MACH.TOOLS,METAL REMOVAL	34 112	210 767	120 114
2 MCH-TL,WRKNG MTL,NOLATHS	65 820	243 553	137 786
3 LATHES,METAL-WORKING	156 445	393 439	223 611
4 UNIT HEAD,DRILL,ETC.MACH	125 952	199 587	114 391
5 METAL MILLING MACHNS,ETC	65 016	166 740	95 257
6 MTL.SURFC.FINISHNG TOOLS	91 838	339 365	193 771
7 MTL.SHAPING,CUTTING TOOLS	34 402	96 203	54 844
733 MACH-TOOLS,METAL-WORKING	270 777	481 510	274 375
1 METAL FORMING MACH.TOOLS	235 617	384 862	219 154
9 OTH.MACH-TOOL,METALWRKNG	35 160	96 648	55 221
735 PARTS,NES,FOR MACH-TOOLS	374 999	829 885	471 851
1 WORK-HOLDERS,TOOL HOLDER	42 863	229 223	130 626
9 PARTS,NES,MCH-TOOL W.MTL	332 136	600 662	341 225
737 METALWORKING MACHNRY NES	433 932	567 951	322 752
1 FOUNDRY EQUIPMNT PTS NES	62 553	110 940	62 897
2 MTL-ROLLING MILLS,ROLLS	274 934	134 191	76 253
3 WELDING,BRAZING ETC.MACH	85 914	290 550	165 341
4 SOLDERING MACHINES ETC.	10 531	32 270	18 261
741 HEATNG,COOLNG EQUIP,PART	948 322	1 876 423	1 067 553
742 PUMPS FOR LIQUIDS,PARTS	580 584	1 161 178	662 297
1 PUMPS W.MEASURING DEVICE	3 895	13 814	7 837
2 FUEL PUMPS,IC.PISTON ENG	31 473	159 152	90 926
3 CONCRETE PUMPS	1 991	2 377	1 369
4 RECIPROCATING PUMPS,NES	31 794	128 410	73 281
5 ROTARY PUMPS, NES	53 842	151 452	86 303
6 CENTRIFUGAL PUMPS, NES	119 152	192 005	109 529
7 PUMPS,LIQUID ELEVATR ETC	61 890	142 123	81 223
9 PARTS,PUMPS,LIQ.ELEVATOR	276 547	371 845	211 829
743 PUMPS NES,CENTRIFUGS ETC	1 331 895	2 237 335	1 273 785
1 AIR,VACUUM PUMP,COMPRESS	511 075	777 114	442 923
4 FANS,COOKER HOODS W.FAN	134 912	198 298	112 782
5 CENTRIFUGES NES	11 848	57 785	32 719
6 MACHS.FILTER GAS,LIQUIDS	281 889	578 640	329 848
8 PARTS,AIR PUMPS,FANS ETC	203 500	279 108	158 598
9 PART,CENTRIFUGE,FILT.ETC	188 670	346 390	196 915
744 MECHANICAL HANDLING EQUIP	1 593 838	1 495 675	850 988
1 WORK TRUCKS,TRACTORS,ETC	405 360	347 683	197 362
2 PULLEY TACKLE,WINCHS,ETC	28 841	46 712	26 607
3 DERRICKS; CRANES ETC.	200 408	161 064	91 750
4 JACKS,HOISTS FOR VEHICLE	144 450	102 750	58 608
7 GOODS ETC.ELEVATORS ETC.	95 705	164 292	93 384
8 LIFTING ETC.MACHINES NES	105 906	165 962	94 398
9 PARTS,HOISTS,LIFTS EQUIP	613 168	507 202	288 879
745 OTH.NONELEC MCH,TOOL,NES	563 328	1 476 954	841 557
1 NON-ELEC HAND TOOL,PARTS	37 761	176 534	100 466
2 INDUS WASHNG,BOTTLING MCH	120 521	563 388	320 824
3 WEIGHING MCH,WEIGHTS,PTS	54 740	154 926	88 307
6 SPRAYING MACHINERY ETC.	130 603	325 743	185 591
9 OTH.NON-ELECT MACH,PARTS	219 703	256 363	146 369
746 BALL OR ROLLER BEARINGS	635 781	1 294 981	738 644
1 BALL BEARINGS	281 724	690 294	393 708
2 TAPERD ROLLER BEARNG ETC	103 888	175 604	100 247
3 SPHERICAL ROLLER BEARNGS	50 442	97 497	55 707
4 NEEDLE ROLLER BEARINGS	13 049	48 594	27 719
5 OTHER CYL.ROLLER BEARING	16 733	48 688	27 726
8 OTHR.BALL,ROLLER BEARING	8 186	23 202	13 228
9 PARTS,BALL,ROLLER BEARING	161 759	211 102	120 309
747 TAPS,COCKS,VALVES,ETC.	608 458	1 499 635	854 817
1 PRESSURE-REDUCING VALVES	21 822	83 326	47 288
2 OLEOHYDRAULIC ETC.VALVES	33 738	188 550	107 358
3 CHECK VALVES	8 792	22 543	12 848
4 SAFETY, RELIEF VALVES	12 523	51 280	29 290
8 TAPS,COCKS,VALVE.ETC.NES	412 930	918 820	524 175

4 IMPORTS AND EXPORTS (SPECIAL TRADE) BY GROUPS AND SUBGROUPS OF THE SITC-REV. III  
4.1 IMPDRTS

GROUP / SUBGROUP	1988 DT = 100 KG	1988 1 000 DM	1988 1 000 \$
7479 PARTS FOR TAPS,COCKS,ETC	118 653	235 116	133 858
748 TRANSMISSIONS SHAFTS ETC	986 370	1 064 456	606 728
1 TRANSMISSN SHAFTS,CRANKS	284 859	191 830	109 393
2 BEARNG HOUSNG, SHFT BRNGS	72 957	141 099	80 310
3 ARTICULTD LINK CHAIN,PTS	92 525	60 424	34 409
4 GEAR, GEAR BOX, PARTS, ETC.	103 885	229 931	131 060
5 FLYWHEELS AND PULLEYS	112 069	70 475	40 223
6 CLUTCHES, SHAFT COUPLINGS	13 662	40 195	22 929
9 PART, NES, SHAFTS, ETC.	306 413	330 502	188 404
749 NON-ELECT MACH. PARTS, ETC	331 702	840 158	479 411
1 MOULDNGS FOR MTL.FOUNDRY	162 672	583 339	333 082
2 GASKETS, ETC.	9 668	52 872	30 041
9 MACH PARTS, NON-ELECT NES	159 362	203 947	116 288
751 OFFICE MACHINES	295 513	1 548 127	880 021
1 TYPEWRITRS, WD-PROC MACHS	44 503	202 674	114 812
2 CALCULATNG, ACCTG, ETC. MCH	46 524	311 313	176 932
3 PHOTO, THERMOCOPIY APPARAT	178 402	875 383	498 206
9 OTHER OFFICE MACHINE NES	26 084	158 757	90 071
752 AUTOMATC. DATA PROC. EQUIP	658 146	10 629 282	6 045 686
1 ANALOG OR HYBRID COMPUTR	1 070	27 591	15 686
2 DIGITAL COMPUTERS	85 856	1 358 523	773 897
3 DIGTL PROC, STORAGE UNITS	112 547	3 190 853	1 810 100
6 INPUT OR OUTPUT UNITS	272 521	2 718 611	1 549 787
7 STORAGE UNITS, DATA PROC.	114 313	2 050 076	1 167 154
9 DATA PROC EQUIPMENT, NES	71 839	1 283 628	729 062
759 PARTS, FOR OFFICE MACHINS	350 024	6 080 549	3 461 222
1 PARTS, OF COPYING MACHINE	121 639	689 160	391 420
9 PARTS, DATA PROC. ETC. MCH	228 385	5 391 389	3 069 802
761 TELEVISION RECEIVERS ETC	797 764	2 326 698	1 324 971
1 COLOUR TELEVISN RECEIVER	765 061	2 271 843	1 293 769
2 BLACK, WHITE TV RECEIVERS	32 703	54 855	31 202
762 RADIO-BROADCAST RECEIVER	453 896	1 657 656	943 499
1 MOTOR VEH. RADIO RECEIVER	71 965	651 135	371 495
2 PORTABLE RADIO RECEIVERS	167 486	460 446	261 795
8 OTHER RADIO RECEIVERS	214 445	546 075	310 209
763 SOUND RECORDER, PHONOGRPH	298 666	2 004 985	1 140 220
764 TELECOMM. EQUIP. PARTS NES	730 674	5 505 160	3 134 442
1 LINE TELEPHONE ETC. EQUIP	50 393	829 748	471 579
2 MICROPH. LOUDSPKRS, AMPLIF	323 231	748 366	425 047
3 TV, RADIO TRANSMITTRS ETC	9 844	187 394	107 212
8 TELECOMMUN. EQUIPMENT, NES	22 574	1 219 461	693 593
9 PARTS, TELECOMMUN. EQUIPT	324 632	2 520 191	1 437 011
771 ELECT POWER MACHNY. PARTS	474 278	1 096 746	624 721
1 TRANSFORMERS, ELECTRICAL	153 515	279 322	159 514
2 OTH. ELEC POWER MACH, PART	320 763	817 424	465 207
772 ELEC. SWITCH. RELAY. CIRCUIT	541 791	4 086 349	2 327 654
773 ELECTR DISTRIBT. EQPT NES	1 508 869	1 802 849	1 026 425
1 INSULTD WIRE, ETC. CONDUCTR	1 434 419	1 611 281	917 452
2 ELECTRC. INSULATING EQUIP	74 450	191 568	108 973
774 ELECTRO-MEDCL, XRAY EQUIP	53 553	815 346	465 037
1 ELECTRO-MEDICAL EQUIPMNT	21 170	355 817	202 780
2 X-RAY APPARATUS ETC. PART	32 383	459 529	262 257
775 DOM. ELEC, NON-ELEC. EQUIPT	2 555 757	2 970 887	1 692 062
1 HOUSEHOLD LAUNDRY EQUIPT	562 992	371 864	212 180
2 DOM. REFRIGERATRS, FREEZRS	578 403	469 317	267 360
3 DOMESTIC DISHWASHNG MACH	59 380	60 495	34 603
4 ELEC. SHAVERS, CLIPPRS, PTS	8 724	96 653	55 019
7 DOM. ELECT-MECHANICL APPL	250 707	438 455	250 349
8 ELECTRO-THERMIC APPL NES	1 095 551	1 534 103	872 551
776 TRANSISTORS, VALVES, ETC.	494 841	6 555 989	3 726 798
1 TV PICTURE TUBES, CRT, ETC	303 225	404 805	230 309
2 OTH. ELECTRONC VALV, TUBES	87 607	371 135	211 264
3 DIODES, TRANSISTORS ETC.	38 380	1 115 561	634 922
4 ELECTRONIC MICROCIRCUITS	54 638	4 478 601	2 544 520
8 ELCTR N COMP PTS, CRYSTALS	10 991	185 887	105 783
778 ELECTRIC. MACH. APPART. NES	2 934 490	5 398 676	3 074 333
1 BATTERIES, ACCUMULATORS	778 880	694 216	394 420
2 ELECTRIC LAMPS, BULBS ETC	207 868	525 149	300 190
3 AUTOMOTIVE ELECTRC. EQUIP	511 293	951 082	544 155
4 ELECTRO-MECH. HAND TOOLS	148 372	469 531	267 964
6 ELECTRICAL CAPACITORS	58 398	606 190	345 154
7 ELEC MCH WTH INDIV FUNCT	158 504	1 227 667	697 362
8 ELECT MACHNERY, EQUIP, NES	1 071 175	924 841	525 088
781 PASS. MOTOR VEHCLS. EX. BUS	12 677 908	18 223 150	10 407 595

4 IMPORTS AND EXPORTS (SPECIAL TRADE) BY GROUPS AND SUBGROUPS OF THE SITC-REV. III  
4.1 IMPORTS

GROUP / SUBGROUP	1988 DT = 100 KG	1988 1 000 DM	1988 1 000 \$
7811 SNOW VEHCL,GOLF CARS ETC 2 PASS.TRANSPORT VEHICLES	1 559 12 676 349	3 682 18 219 468	2 134 10 405 401
782 GOODS,SPCL TRANSPORT VEH 1 GOODS VEHICLES 2 SPECIAL PURPOSE VEHICLES	1 874 226 1 714 059 160 167	2 289 691 2 112 989 176 702	1 304 790 1 204 220 100 570
783 ROAD MOTOR VEHICLES NES 1 PUB-TRANSPORT PASS VEHCL 2 ROAD TRACTOR,SEMITRAILER	160 919 70 445 90 474	215 943 118 147 97 796	123 583 67 924 55 659
784 PARTS,TRACTORS,MOTOR VEH 1 MOTOR VEHICLE CHASSIS 2 MOTOR VEHICLE BODIES 3 OTHER PARTS,MOTOR VEHICL	9 150 967 60 652 69 024 9 021 291	8 748 411 86 550 75 797 8 586 064	4 991 867 49 481 43 264 4 899 122
785 CYCLES,MOTORCYCLES ETC. 1 MOTORCYCLES ETC. 2 BICYCLES ETC.NON-MOTDRZD 3 INVALID CARRIAGES,PARTS	697 911 233 577 102 820 361 514	1 201 427 549 806 186 900 464 721	690 334 318 289 107 040 265 005
786 TRAILERS,SEMI-TRAILR,ETC 1 HOUSING,CAMPING,TRAILERS 2 TRAILERS,TRANSPORT GOODS 3 TRANSPORT CONTAINERS 8 OTH.NONMOTR VEH,TRLR PTS	1 154 281 80 662 267 260 330 504 475 855	546 574 85 562 168 229 58 924 233 859	312 440 48 981 96 429 33 397 133 633
791 RAILWAY VEHICLES.EQUIPNT 0 CPL IND PLANT CHAPTER 86 1 ELEC.LOCOS NON-SELF-GENR 2 OTHR.LOCOMOTIVES,TENDERS 6 SLF-PROP.RAIL,TRAM.COACH 7 RAIL,TRAM.COACH,ETC.N.SP 8 RAIL,TRAM.FRGH T CARS ETC 9 RAIL.TRACK FIXTURES,PRTS	237 780 - 418 12 001 1 813 2 850 39 307 181 391	127 080 - 2 094 1 971 761 3 616 15 937 102 701	72 142 - 1 231 1 129 454 1 953 8 927 58 448
792 AIRCRAFT,ASSDCTD.EQUIPNT 1 HELICOPTERS 2 AIRCRFT ETC.ULW <=2000KG 3 AIRCRFT,ULW 2001-15000KG 4 AIRCRFT ETC.ULW >15000KG 5 SPACECRFT ETC.LAUNCH VEH 8 AIRCRAFT NES,ASSOC EQUIP 9 PARTS,NES,AIRCRAFT,EQUIP	163 344 560 3 351 3 478 53 951 45 3 002 98 957	10 260 548 57 534 41 530 276 738 6 394 704 26 072 102 392 3 361 578	5 868 120 33 269 23 682 157 861 3 667 587 14 412 59 152 1 912 157
793 SHIP,BOAT,FLOAT.STRUCTRS 1 YACHTS,SPORTS VESSLS,ETC 2 SHIPS,BOATS,OTHR.VESSELS 3 VESSELS,OTHR.FLOAT.STRUCT 5 SPEC.PURPOSE VESSELS ETC 7 TUGS AND PUSHER CRAFT 9 OTHR.FLOATING STRUCTURES	2 781 240 158 645 2 560 705 556 39 267 4 107 17 860	459 505 337 649 107 846 26 5 176 2 367 6 441	260 303 192 541 59 841 14 2 882 1 366 3 659
800 CPL IND PLANT CHAP 90/94	-	-	-
811 PREFABRICATED BUILDINGS	654 581	188 670	107 566
812 PLUMBNG,SANITRY,EQPT.ETC 1 BOILRS.RADIATRS,ETC.N.EL 2 CERAMIC PLUMBNG FIXTURES	1 674 305 1 308 319 365 986	673 924 539 407 134 517	384 261 307 390 76 871
813 LIGHTNG FIXTURES ETC.NES 1 LAMPS,LIGHT FITTINGS NES 2 ILLUMINATED SIGNS ETC. 8 PARTS,PORTABLE ELEC LAMP 9 PARTS,LIGHT FITTNG,SIGNS	532 375 364 504 5 026 487 162 358	840 427 643 500 14 746 1 668 180 513	477 834 365 760 8 391 946 102 737
821 FURNITURE,CUSHIONS,ETC. 1 CONVERTIBLE SEATS,PARTS 2 MATTRESSES, ETC. 3 METAL FURNITURE NES 5 FURNITURE,NES,OF WOOD 7 FURNITURE NES,OTHR.MATRL 8 PARTS,MTL,WOOD FURNITURE	7 618 143 1 966 702 286 834 577 517 3 667 282 129 529 990 279	4 885 852 1 559 688 283 052 341 232 2 112 782 95 383 493 715	2 790 820 892 538 161 501 194 274 1 205 871 54 631 282 005
831 TRUNK,SUIT-CASES,BAG,ETC 1 HANDBAGS,NES 2 TRUNKS, SUIT-CASES,ETC. 3 TRAVEL SET,TOILT,SEW,ETC 9 TRAVEL GOODS NES	574 801 87 339 188 661 4 507 294 294	1 191 633 370 478 257 044 7 344 556 767	677 532 210 755 146 164 4 133 316 480
841 MENS,BOYS CLOTHNG,X-KNIT 1 OVERCOATS,OUTERWEAR,ETC. 2 SUITS AND ENSEMBLES 3 JACKETS AND BLAZERS 4 TROUSERS,BREECHES,ETC. 5 SHIRTS 6 UNDERWEAR,NIGHTWEAR ETC.	1 282 586 234 640 101 182 120 035 490 422 306 277 30 030	5 307 803 1 111 522 403 032 712 017 1 781 249 1 208 633 91 350	3 015 461 625 358 229 315 404 873 1 015 568 688 247 52 100
842 WOMEN,GIRL CLOTHNG,XKNIT 1 OVERCOATS,OTH.COATS ETC.	1 186 455 229 473	6 758 196 1 206 382	3 840 427 677 245



4 IMPORTS AND EXPORTS (SPECIAL TRADE) BY GROUPS AND SUBGROUPS OF THE SITC-REV. III  
4.1 IMPDRTS

GROUP / SUBGROUP	1988 DT = 100 KG	1988 1 000 DM	1988 1 000 \$
8422 SUITS AND ENSEMBLES	93 364	562 385	321 137
3 JACKETS	149 495	957 534	544 371
4 DRESSES	67 090	500 853	287 530
5 SKIRTS & DIVIDED SKIRTS	161 875	911 435	520 658
6 TROUSERS, BREECHES ETC.	260 648	1 132 770	645 029
7 BLOUSES, SHIRT-BLOUSE, ETC	183 620	1 354 801	769 558
8 UNDERWEAR, NIGHTWEAR ETC.	40 889	132 036	74 899
843 MENS, BOYS CLOTHING, KNIT	260 442	882 112	505 278
1 OVERCOATS, OUTERWEAR ETC.	5 972	35 270	20 038
2 SUITS, JACKETS, TROUSERS ETC	34 363	149 315	85 205
7 SHIRTS, MENS BOYS, KNIT	92 194	344 186	199 060
8 UNDERWEAR, NIGHTWEAR ETC.	127 913	353 341	200 975
844 WOMEN, GIRLS CLOTHING, KNIT	424 625	1 799 956	1 026 484
1 OVERCOATS, OTH. COATS ETC.	6 407	33 876	19 060
2 SUITS, DRESSES SKIRTS ETC	196 688	894 420	510 549
7 BLOUSES, SHIRT-BLOUSE, ETC	62 335	290 721	166 990
8 UNDERWEAR, NIGHTWEAR ETC	159 195	580 939	329 885
845 OTHR. TEXTILE APPAREL, NES	1 438 032	6 830 317	3 872 800
1 BABIES' GARMNTS, CLTHS ACC	68 589	274 802	155 737
2 GARMENT, FELT, TXTL FABRIC	41 824	146 817	83 579
3 JERSYS, PULLOVRS, ETC. KNIT	730 837	3 954 630	2 227 512
4 T-SHIRTS, OTHR. VESTS KNIT	246 983	962 673	554 960
5 BRASSIERES, CORSETS, ETC.	35 713	311 830	177 601
6 SHIRTWEAR	13 704	158 252	92 481
8 OTH. GARMENTS, NOT KNITTED	140 636	534 755	302 929
9 OTHER GARMENTS KNITTED	159 746	486 558	278 001
846 CLOTHING ACCESSRS, FABRIC	406 802	1 376 603	782 112
1 ACCESSORIES, NOTKNITTED	55 671	343 961	194 103
2 HOSIERY, ETC. KNITTED	310 561	908 790	518 400
9 OTH. MADE-UP CLOTH. ACCESS	40 570	123 852	69 609
848 CLOTHNG, NONTXTL; HEADGEAR	504 683	2 581 647	1 465 788
1 LEATHER APPAREL, ACCESSRS	243 549	1 673 775	953 156
2 PLASTIC, RUBBR, APPAREL, ETC	202 823	267 290	151 793
3 ARTICLES, ACCESSORIES, FUR	23 483	471 846	265 576
4 HEADGEAR, FITTINGS, NES	34 828	168 736	95 263
851 FOOTWEAR	1 718 931	5 698 857	3 240 437
1 FOOTWEAR, W. METAL TOE-CAP	36 486	81 406	46 428
2 SPORTS FOOTWEAR	192 768	490 840	278 606
3 FOOTWEAR, NES, RUBBER, PLST	202 962	343 776	195 770
4 OTH. FOOTWEAR, LTHR. UPPERS	944 379	3 936 300	2 238 274
5 OTH. FOOTWEAR, TEXTILE UPPR	180 308	251 072	148 097
7 FOOTWEAR, NES	10 780	17 728	9 919
9 PARTS FOOTWEAR, ETC.	151 248	567 735	323 343
871 OPTICAL INSTRUMENTS, NES	19 566	464 366	265 467
1 BINOCULARS, TELESCOPE ETC	5 626	54 697	31 107
3 NON-OPTIC. MICROSCOPE ETC	1 540	34 064	19 664
4 COMPOD OPTIC. MICROSCOPES	3 711	57 497	32 730
9 LIQ. CRYSTAL DEVS; LASERS	8 689	318 108	181 966
872 MEDICAL INSTRUMENTS NES	185 710	1 417 601	806 917
1 DENTAL INSTRUMENTS NES	6 353	88 639	50 464
2 OTHR. MEDICAL INSTRUMENTS	134 372	1 152 541	655 928
3 THERAPEUTIC APPARATUS	23 685	114 719	65 264
4 MEDICAL, BARBER'S FURNTR	21 300	61 702	35 261
873 METERS, COUNTERS, NES	43 820	204 192	116 293
1 GAS, LIQUID, ELECTR. METERS	31 230	85 136	48 590
2 REV. COUNTERS, METERS ETC.	12 590	119 056	67 703
874 MEASURE, CONTROL INSTRMNT	330 116	4 914 306	2 797 952
1 COMPASSES, SURVEY INSTRMNT	5 219	313 859	179 267
2 DRAWING, MEASURG. INSTRMNT	104 683	1 239 896	706 092
3 GAS, LIQ. MEAS. CONTRL. INST	35 970	408 967	233 005
4 INSTRUMENTS, ANALYSIS ETC	29 492	854 749	485 663
5 MEAS. CONTRL. SCI INST. NES	41 740	407 696	231 904
6 AUTOMATIC CONTROL INSTRT	76 434	642 541	366 177
7 OSCILLOSCOPES, ETC.	30 393	968 453	551 201
9 PARTS, MACH, INSTRMNT, NES	6 185	78 145	44 643
881 PHOTOGRAPH APPAR. ETC. NES	102 507	1 225 147	696 159
1 CAMERAS, FLASH EQUIPT, ETC	40 836	786 809	446 275
2 CINE. CAMERAS, PROJECT. ETC	2 826	32 809	18 640
3 PHOTO. CINE. EQUIPMENT NES	58 845	405 529	231 244
882 PHOTO. CINEMATOGRPH. SUPPL	758 467	2 256 649	1 283 998
1 PHOTO CHEM. GOODS, RETAIL	324 340	369 713	210 655
2 PHOTO FILM FLAT UNEXPOSD	129 174	592 418	337 312
3 PHOTO FILM ROLL UNEXPOSD	109 663	788 157	447 999
4 PHOTO PAPER ETC. UNEXPOSD	189 826	384 364	218 617
5 PHOTO FILM, EXPOSD, UNDEVD	3 528	18 868	10 679
6 PHOTO FILM, EXPOSED DEVPD	1 936	103 129	58 736
883 CINE. FILM EXPOSD. DEVELPD	2 849	40 708	23 183
1 CINE FILM, 35MM+, DEVELOPED	2 690	36 396	20 744
9 OTH. CINE FILM EXPSD, DEVD	159	4 312	2 439
884 OPTICAL GOODS NES	35 986	991 423	565 330

4 IMPORTS AND EXPORTS (SPECIAL TRADE) BY GROUPS AND SUBGROUPS OF THE SITC-REV. III  
4.1 IMPORTS

GROUP / SUBGROUP	1988 DT = 100 KG	1988 1 000 DM	1988 1 000 \$
8841 OPTC.FIBR.LENS ETC.UNMNT	12 098	240 400	136 837
2 SPECTACLES AND FRAMES	16 727	450 303	257 273
3 LENSES,PRISMS,ETC.MOUNTD	7 161	300 720	171 220
885 WATCHES AND CLOCKS	91 477	1 300 728	739 681
891 ARMS AND AMMUNITION	47 703	122 967	70 206
1 ARMD.FIGHT.VEHCL.WEAPONS	1 278	22 230	12 676
2 BOMB,MINES,MISSL.AMM.ETC	38 711	43 940	25 109
3 NON-MILITARY ARMS	5 005	41 982	23 955
9 PARTS,ACCESSOR.OF WEAPON	2 709	14 815	8 466
892 PRINTED MATTER	2 096 891	1 710 640	972 554
1 PRINTED BOOKS,GLOBES ETC	573 265	617 620	351 108
2 NEWSPAPER,PERIODICAL,ETC	552 214	337 028	191 875
4 POSTCARDS,TRANSFERS ETC.	35 634	90 524	51 547
8 PRINTED MATTER, NES	935 778	665 468	378 024
893 ARTICLES,NES,OF PLASTICS	3 734 914	3 042 552	1 733 201
1 PLASTIC CONTAINERS ETC.	1 425 910	852 858	485 754
2 BUILDERS'WARE, PLASTICS	383 263	379 481	215 898
3 PLASTIC FLR.WALL,COVERNG	900 791	581 337	331 867
8 PLASTIC ARTICLES NES	1 024 950	1 228 876	689 682
894 BABY CARRIAGE, TOYS, GAMES	1 586 343	2 466 345	1 398 107
1 BABY CARRIAGES,PARTS,NES	29 428	33 523	19 048
2 CHILDREN'S TOYS	772 775	1 258 431	713 118
3 FUNFAIR, TABLE GAME ARTCL	157 534	315 283	179 052
4 FESTIVE ARTICLES ETC.NES	109 601	172 979	96 832
6 FAIRGROUND AMUSEMNTS ETC	16 676	14 241	8 076
7 SPORTS GOODS	500 329	671 888	381 981
895 OFFICE, STATIONERY SUPPLS	206 737	484 006	275 532
1 BASE METAL OFFICE SUPPLS	71 802	45 050	25 657
2 PENS,PENCILS,FOUNTN.PENS	59 763	206 982	117 636
9 OTH.OFFICE,STATNRY.SUPPL	75 172	231 974	132 239
896 WORKS OF ART, ANTIQUE ETC	41 179	642 644	365 571
1 HAND PAINTNGS,DRAWNG ETC	3 865	240 215	136 407
2 ORIGINAL PRINTS ETC.	255	26 353	15 003
3 ORIGINAL SCULPTURES ETC.	4 785	61 381	34 834
4 STAMPS FOR PHILATELY	2 919	124 885	71 351
5 COLLECTIONS SCIENTFC.ETC	2 535	78 318	44 431
6 ANTIQUES OVER 100YRS OLD	26 820	111 492	63 545
897 GOLD,SILVERWARE,JEWEL NES	25 951	906 216	514 331
898 MUSICAL INSTRUMENTS,ETC.	835 405	2 789 659	1 587 900
1 STRING MUSICAL INSTRUMNT	44 259	80 049	45 567
2 MUSICAL INSTRUMENTS NES	55 509	285 676	162 754
4 MAGNETIC TAPE,UNRECORDED	484 822	1 043 753	595 065
5 OTH.BLANK RECORDNG MEDIA	62 085	330 201	188 123
6 MAGNETIC TAPES, RECORDED	30 580	212 538	120 760
7 OTHPR RECORDED MEDIA	137 746	777 838	441 705
9 PARTS,MUSICAL INSTRUMENT	20 404	59 604	33 926
899 MISC MANUFCTRD GOODS NES	1 136 688	1 702 953	969 012
1 CARVED, MOULDED GOODS NES	6 825	33 587	19 105
2 ARTIFICIAL FLOWERS ETC.	59 128	124 875	70 840
3 CANDLES,MATCHES,ETC.	422 116	270 844	153 955
4 UMBRELLAS,WALKING-STICKS	174 374	181 057	103 175
6 ARTIFICIAL AIDS,DISABLED	8 807	562 544	319 735
7 BASKETS,BROOMS,BRUSH,ETC	372 096	239 758	136 665
8 SMALL-WARES,TOILETRS NES	59 909	199 598	113 780
9 MANUFACTURED GOODS,NES.	33 433	90 690	51 757
911 MAIL NOT CLASSED BY KIND <sup>1)</sup>	-	-	-
931 SPEC.TRANSACT.NOT CLASSD <sup>2)</sup>	4 897 318	10 684 168	6 072 291
941 COMPL IND PLANT CHAPT 99	-	-	-
961 COIN NGWGOLD NONCURRENT <sup>1)</sup>	3 489	122 556	69 638
971 GOLD, NONMONTRY EXCL ORES	9 561	2 303 226	1 313 494
972 1)	86	260 789	150 161
TOTAL	3 506 473 212	439 609 422	250 443 392

1) SEE INTRODUCTION,CIPHER 2.3.

2) INCL.COMPLETE INDUSTRIAL PLANT N.E.S..

4 IMPORTS AND EXPORTS (SPECIAL TRADE) BY GROUPS AND SUBGROUPS OF THE SITC-REV. III  
4.2 EXPORTS

GROUP / SUBGROUP	1988 DT = 100 KG	1988 1 000 DM	1988 1 000 \$
001 LIVE ANIMALS	1 699 439	735 462	418 041
1 BOVINE ANIMALS, LIVE	1 021 399	456 955	259 227
2 SHEEP AND GOATS, LIVE	90 481	34 068	19 331
3 SWINE, LIVE	410 301	123 719	70 537
4 POULTRY, LIVE	111 850	53 005	30 248
5 EQUINE SPECIES, LIVE	62 881	52 689	30 135
9 LIVE ANIMALS, NES	2 527	15 026	8 563
011 BOVINE MEAT	4 313 951	2 256 144	1 280 511
1 BOVINE MEAT,FRSH,CHILLED	2 637 253	1 805 428	1 023 767
2 BOVINE MEAT, FROZEN	1 676 698	450 716	256 744
012 OTHER MEAT, MEAT OFFAL	1 702 159	545 873	310 427
1 MEAT OF SHEEP OR GOATS	20 391	11 452	6 495
2 MEAT OF SWINE	1 000 812	364 598	207 845
3 POULTRY, MEAT AND OFFAL	243 364	53 881	30 375
4 MEAT OF HORSES, MULES, ETC	1 206	511	292
5 EDIBLE OFFAL	406 007	83 179	47 406
9 MEAT,EDIBLE OFFAL, NES	30 379	32 252	18 010
016 MEAT,ED.OFFL,DRY,SLT,SMK	166 806	107 491	61 020
1 PIGMEAT,DRY,SALT,SMOKED	164 177	106 383	60 386
8 OTH.MEAT,OFF.DRY,SMK,SLT	2 629	1 108	634
017 MEAT,OFFL.PRPD,PRSRVD,NES	384 980	299 860	170 381
1 EXTRACT, JUICE MEAT, FISH	684	1 364	778
2 SAUSAGE OF MEAT, OFFL.ETC	222 355	163 129	92 664
3 LIVER,PREPRD,PRESRVD,NES	4 699	5 228	2 967
4 POULTRY,PRPRD,PRSRVD,NES	51 269	42 152	23 955
5 PORK,PREPRD,PRESRVD,NES	86 267	74 556	42 370
6 BOV.MEAT,PRPD,PRSRVD,NES	16 215	11 635	6 628
9 OTH.MEAT,PRPD,PRSRVD,NES	3 491	1 796	1 019
022 MILK AND CREAM	30 294 252	4 908 451	2 790 329
1 MILK EX.CONCENTD.SWEETND	16 814 693	1 252 011	710 275
2 MILK CONCENTD.,SWEETENED	11 012 140	3 323 627	1 890 836
3 MILK PRODUCTS	697 503	172 558	98 287
4 WHEY, MILK PRODUCTS NES	1 769 916	160 255	90 931
023 BUTTER,OTHER FAT OF MILK	2 557 206	530 898	303 403
024 CHEESE AND CURD	3 157 365	1 945 726	1 107 389
1 CHEESE, POWDERED, GRATED	5 810	6 970	3 974
2 PROCESSED CHEESE, WHOLE	552 967	360 193	205 260
3 BLUE-VEINED CHEESE	79 480	74 005	42 259
9 OTHER CHEESE; CURD	2 519 108	1 504 558	855 896
025 EGGS,BIRDS,YOLKS,ALBUMIN	477 527	104 384	59 321
1 BIRDS' EGGS, IN SHELL	393 165	73 610	41 914
2 BIRD EGGS UNSHELLED;YOLKS	60 840	20 374	11 562
3 EGG ALBUMIN	23 522	10 400	5 845
034 FISH,FRESH,CHILLED,FROZN	565 163	235 412	134 677
1 FISH,FRESH,CHILLED,WHOLE	90 246	42 270	24 286
2 FISH,FROZEN EX.FILLET	145 627	35 716	20 374
4 FISH FILLETS, FROZEN	270 235	137 280	78 516
5 FISH FILLETS,FRSH,CHILLD	59 055	20 146	11 501
035 FISH, DRIED, SALTED, SMOKED	27 196	24 238	13 798
1 FISH, DRIED, SALTED	15 943	9 197	5 209
2 FISH SALTED OR IN BRINE	980	436	253
3 FISH, SMOKED	4 188	10 657	6 059
4 FISH LIVER,ROE,DRD,SMKD.	3 280	3 546	2 046
5 FISH MEAL, FIT FOR FOOD	2 805	402	231
036 CRUSTACEANS,MOLLUSCS ETC	137 935	38 615	21 707
1 CRUSTACEANS, FROZEN	21 255	15 860	8 932
2 CRUSTACEANS, NOT FROZEN	28 097	14 025	7 830
3 MOLLUSCS	88 583	8 730	4 945
037 FISH ETC.PREPD,PRSRVD,NES	490 391	324 867	184 829
1 FISH,PREPRD,PRESRVD,NES	456 520	286 761	163 225
2 CRUSTACEA,MOLL.C.PRPD,NES	33 871	38 106	21 604
041 WHEAT, MESLIN, UNMILLED	31 814 440	800 283	462 090
1 DURUM WHEAT, UNMILLED	209 393	7 030	4 080
2 OTH.WHEAT,MESLIN,UNMLLED	31 605 047	793 253	458 010
042 RICE	350 632	52 439	29 853
1 RICE IN THE HUSK	969	174	95
2 RICE HUSKED	15 315	2 632	1 488
3 RICE, MILLED, SEMI-MILLED	334 348	49 633	28 270
043 BARLEY, UNMILLED	12 135 945	217 976	123 126
044 MAIZE UNMILLED	2 852 345	123 091	70 716
1 MAIZE SEED	23 445	9 876	5 747
9 MAIZE, OTHER UNMILLED	2 628 900	113 215	64 969
045 OTHER CEREALS, UNMILLED	2 407 636	63 512	36 248

4 IMPORTS AND EXPORTS (SPECIAL TRADE) BY GROUPS AND SUBGROUPS OF THE SITC-REV. III  
4.2 EXPORTS

GROUP / SUBGROUP	1988 DT = 100 KG	1988 1 000 DM	1988 1 000 \$
0451 RYE, UNMILLED	1 921 057	39 999	23 078
2 OATS, UNMILLED	475 108	22 254	12 456
3 GRAIN SORGHUM, UNMILLED	404	28	17
9 BUCKWHEAT ETC. UNMILLED	11 067	1 231	697
046 MEAL, FLOUR OF WHEAT, MSLN	4 607 407	178 304	101 708
1 FLOUR OF WHEAT, MESLIN	4 452 118	162 467	92 641
2 GROATS, MEAL, PELLTS, WHEAT	155 289	15 837	9 067
047 OTHER CEREAL MEAL, FLOURS	1 594 644	54 131	30 713
1 OTHER CEREAL FLOURS	94 513	6 245	3 560
2 CEREAL GROAT, MEAL, PELLTS	1 500 131	47 886	27 153
048 CEREAL PREPARATIONS	5 837 704	1 370 109	776 894
1 CEREAL GRAINS, PREPRD NES	1 021 831	252 101	141 805
2 MALT, INCL. MALT FLOUR	2 380 689	121 767	69 166
3 PASTA, UNCOOKED, UNPREPRD.	145 549	32 690	18 665
4 BREAD, BAKED GOODS	2 130 367	928 647	527 436
5 MIXES, DOUGHS FOR 048.4	159 268	34 904	19 922
054 VEGETABLES	8 290 310	476 553	273 734
1 POTATOES, FRESH, CHILLED	5 912 444	98 388	55 045
2 LEGUMES, DRIED, SHELLED	140 317	21 470	12 473
4 TOMATOES, FRESH, CHILLED	27 922	3 930	2 219
5 OTH. FRSH, CHLL. VEGETABLES	813 814	68 781	39 123
6 VEGETABLES FROZEN	211 715	33 619	19 213
7 VEGETABLES PROV. PRESVRD	23 689	10 405	5 890
8 VEG. PRODUCTS, ROOTS, TUBRS	1 160 409	239 960	139 771
056 VEGETABLES, PRPD, PRSVD, NES	1 323 950	375 501	213 697
1 VEGETABLES, DRIED	102 334	76 793	43 803
4 FRUIT, VEG. FLOUR, MEAL, FLK	47 349	13 303	7 629
6 VEGETABLE, UNPICKLED FRZN	359 415	51 511	29 369
7 VEG. PREPARED, PRESVRD, NES	814 852	233 894	132 896
057 FRUIT, NUTS EXCL. OIL NUTS	1 747 463	365 542	207 042
1 ORANGES, ETC.	204 226	19 443	11 140
2 OTH. CITRUS, FRESH, DRIED	157 300	18 386	10 333
3 BANANAS, FRESH OR DRIED	296 274	35 024	19 999
4 APPLES, FRESH	358 391	31 570	18 003
5 GRAPES, FRESH OR DRIED	114 770	19 571	10 813
6 FIGS, FRESH OR DRIED	3 315	999	556
7 EDIBLE NUTS FRESH, DRIED	290 544	164 723	93 757
9 FRUIT, FRESH, DRIED, NES	322 643	75 826	42 441
058 FRUIT, PRESERVED, PREPARED	1 052 875	371 249	211 164
1 JAMS, JELLIES, MARMALADES	188 384	49 247	28 046
2 FRUIT, NUTS PROV. PRESVRD	5 765	1 451	823
3 FRUIT, NUTS, FROZEN	180 788	48 820	27 822
9 FRUIT, NUTS, PRSVD, PPD, NES	677 938	271 731	154 473
059 FRUIT, VEGETABLE JUICES	3 054 381	505 028	288 098
1 ORANGE JUICE	1 034 789	141 458	80 815
2 GRAPEFRUIT JUICE	81 632	15 211	8 769
3 JUICE, OTHER CITRUS FRUIT	11 308	5 230	2 959
9 JUICES, OTHER THAN CITRUS	1 926 652	343 129	195 555
061 SUGARS, MOLASSES, HONEY	13 146 025	774 722	435 731
1 SUGARS, BEET OR CANE, RAW	199 276	8 803	4 686
2 OTHER BEET, CANE SUGAR	10 525 911	534 569	299 653
5 MOLASSES	295 924	5 099	2 886
6 NATURAL HONEY	152 713	48 809	27 808
9 OTHER SUGARS	1 972 201	177 442	100 698
062 SUGAR CONFECTIONERY	609 033	267 571	152 044
1 FRUIT, ETC. PRSVD. BY SUGAR	2 477	1 744	988
2 SUGAR CONFECTIONERY	606 556	265 827	151 056
071 COFFEE, COFFEE SUBSTITUTE	1 399 301	1 176 653	669 154
1 COFFEE, NOT ROASTED	745 660	424 417	241 783
2 COFFEE, ROASTED	439 443	360 066	204 531
3 EXTRACTS, ETC. OF COFFEE	214 198	392 170	222 840
072 COCOA	927 756	451 192	256 699
1 COCOA BEANS	18 244	6 351	3 625
2 COCOA POWDER, UNSWEETENED	321 821	92 273	52 368
3 COCOA PASTE	255 232	122 915	69 726
4 COCOA BUTTER, FAT OR OIL	256 300	227 893	129 967
5 COCOA SHELLS, HUSKS, SKINS	76 159	1 760	1 013
073 CHOCOLATE, OTH. COCOA PREP	1 157 913	717 315	406 688
1 COCOA POWDER, SWEETENED	34 837	13 010	7 443
2 OTH. COCOA PREP. OVER 2KG.	272 902	121 504	69 139
3 OTH. COCOA PREP. LESS 2KG.	231 457	172 398	97 916
9 FOOD PREP. WITH COCOA, NES	618 717	410 403	232 190
074 TEA AND MATE	53 876	59 580	33 509
1 TEA	53 062	56 341	31 689
3 MATE; EXTRACTS, ETC. OF TEA	814	3 239	1 820
075 SPICES	82 033	78 017	44 153
1 PEPPER, DRY, CRUSHD, GROUND	34 826	28 300	16 096

4 IMPORTS AND EXPORTS (SPECIAL TRADE) BY GROUPS AND SUBGROUPS OF THE SITC-REV. III  
4.2 EXPORTS

GROUP / SUBGROUP	1988 DT = 100 KG	1988 1 000 DM	1988 1 000 \$
0752 SPICES, EX. PEPPER, PIMENTO	47 207	49 717	28 057
081 ANIMAL FEED STUFF	35 323 861	1 999 438	1 137 082
1 HAY, FODDER, GREEN OR DRY	2 998 250	50 637	28 816
2 BRAN, SHARPS, OTH. RESIDUES	1 887 953	53 043	30 067
3 OIL-CAKE, OILSEED RESIDUE	16 044 133	645 819	367 734
4 FLR. ETC. MEAT, FSH, AN. FEED	2 543 801	222 703	125 844
5 VEGETABLE RESIDUES, WASTE	3 382 683	52 364	29 645
9 FOOD WASTE, ANIMAL FEEDS	8 467 041	974 872	554 976
091 MARGARINE AND SHORTENING	608 196	104 155	59 061
098 EDIBLE PROD. PREPRTNS, NES	2 665 511	1 004 494	571 381
1 HOMOGENIZED FOOD PREPTNS	33 982	12 914	7 297
4 SAUCE, SEASONING, CONDIMENT	529 655	116 660	66 356
5 SOUPS AND BROTHS	69 836	37 135	21 189
6 YEASTS	88 046	14 997	8 475
9 FOOD PREPARATIONS, NES	1 943 992	822 788	468 064
111 NON-ALCOHOL. BEVERAGE, NES	74 533 467	242 323	137 927
112 ALCOHOLIC BEVERAGES	8 278 013	1 554 372	882 572
1 WINE OF FRESH GRAPES	2 792 818	757 935	430 390
2 FERMENTED BEVERAGES, NES	55 874	10 113	5 733
3 BEER ETC. MADE FROM MALT	5 271 643	665 761	378 105
4 SPIRITS	157 678	120 563	68 344
121 TOBACCO, UNMANUFACTURED	197 695	65 513	37 362
1 TOBACCO, NOT STRIPPED, ETC	108 186	13 353	7 688
2 TOBACCO, STEMMED, STRIPPED	53 067	48 287	27 487
3 TOBACCO REFUSE	36 442	3 873	2 187
122 TOBACCO, MANUFACTURED	627 805	1 387 012	788 913
1 CIGARS, CHEROOT, CIGARILLO	5 301	34 510	19 611
2 CIGARETTES CONTG. TOBACCO	533 314	1 218 725	693 112
3 OTH. MANUFACTURED TOBACCO	89 190	133 777	76 190
211 HIDES, SKINS (EX. FURS), RAW	1 361 116	479 693	274 292
1 BOVINE, EQUINE HIDES, SKIN	1 082 929	382 654	218 815
2 WHOLE BOVIN. HIDE (8KG DRY	159 586	54 198	31 101
4 GOAT, KID SKIN, EX. FURSKIN	502	358	201
6 SHEEP SKIN, EXCEPT. FURSKIN	68 646	28 569	16 288
7 SHEEP SKIN WITHOUT WOOL	2 104	3 561	2 017
9 HIDE, SKIN NES, LTHR. WASTE	47 349	10 353	5 870
212 FURSKINS, RAW	2 978	37 565	21 855
1 MINK SKINS, RAW, WHOLE	706	28 231	16 495
2 OTHER RAW FURSKINS	2 270	9 317	5 352
3 FUR PCS. ETC. FURRIER USE	2	17	8
222 OILSEED (SFT. FIX. VEG. OIL)	1 742 710	156 778	87 848
1 GROUNDNUTS (PEANUTS)	69 509	10 712	6 080
2 SOYA BEANS	36 946	3 217	1 827
3 COTTON SEEDS	-	-	-
4 SUNFLOWER SEEDS	39 284	3 606	2 060
5 SESAME (SESAMUM) SEEDS	8 580	1 441	821
6 RAPE, COLZA, MUSTARD SEEDS	1 588 389	137 801	77 059
7 SAFFLOWER SEEDS	2	2	1
223 OILSEED (OTH. FIX. VEG. OIL)	107 720	14 696	8 323
1 COPRA	-	-	-
2 PALM NUTS, PALM KERNELS	258	19	10
4 LINSEED	11 892	2 290	1 301
5 CASTOR OIL SEEDS	160	18	9
7 OIL SEEDS, ETC. NES	13 411	3 637	2 070
9 FLOUR, MEAL, FROM OILSEEDS	81 999	8 732	4 933
231 NATURAL RUBBER, ETC.	78 140	19 750	11 196
1 NATURAL RUBBER LATEX	23 204	6 785	3 829
2 NATURAL RUBBER EXC. LATEX	54 600	12 862	7 311
3 OTHER NATURAL GUMS	336	103	56
232 SYNTHETIC RUBBER, ETC.	4 034 454	880 576	502 494
1 SYNTHETIC RUBBER	3 661 697	851 755	486 116
2 RECLMD. UNHD. RUBBER; WASTE	372 757	28 821	16 378
244 CORK, NATURAL, RAW; WASTE	1 617	545	292
245 FUEL WOOD, WOOD CHARCOAL	137 231	7 629	4 346
246 WOOD IN CHIPS, PARTICLES	7 698 180	87 574	49 554
1 WOOD IN CHIPS, PARTICLES	2 250 603	26 585	15 059
2 SAWDUST, WOOD WASTE, SCRAP	5 447 577	60 989	34 495
247 WOOD ROUGH, ROUGH SQUARED	23 653 532	383 471	218 347
248 WOOD, SIMPLY WORKED	9 671 347	741 215	423 474
1 RAILWAY, TRAMWAY SLEEPERS	259 610	12 637	7 152
2 WOOD, CONIFER, SAWN	5 626 366	350 572	200 132

4 IMPORTS AND EXPORTS (SPECIAL TRADE) BY GROUPS AND SUBGROUPS OF THE SITC-REV. III  
4.2 EXPORTS

GROUP / SUBGROUP	1988 DT = 100 KG	1988 1 000 DM	1988 1 000 \$
2483 WOOD, CONIF, WORKED, SHAPED	507 819	102 967	58 851
4 WOOD, NON-CONIFER, SAWN	3 163 200	223 928	128 100
5 WOOD, NON-CONIF. WRKD, SHPD	114 352	51 111	29 239
251 PULP AND WASTE PAPER	13 684 759	472 448	267 974
1 WASTE, SCRAP PAPER, PBOARD	11 646 466	210 353	119 205
2 MECHANICAL WOOD PULP	14 356	685	389
3 CHEM. WOOD PULP, DISSOLVNG	549 218	68 098	38 608
4 CHEM. WOOD PULP, SODA, UNBL	3 268	472	275
5 CHEM. WOOD PULP, SODA, BLCH	59 228	7 507	4 231
6 CHEM. WOOD PULP, SULPHITE	1 312 391	164 145	93 191
9 SEMI-CHEMICAL PULPS	99 832	21 188	12 075
261 SILK	6 215	19 427	11 105
263 COTTON	648 651	134 007	76 340
1 COTTON, NOT CARDED, COMBED	184 505	54 662	31 049
2 COTTON LINTERS	232 393	47 595	27 124
3 COTTON WASTE	227 234	30 488	17 449
4 COTTON, CARDED OR COMBED	4 519	1 262	718
264 JUTE, OTH. TEXTL. BAST FIBR	5 075	364	212
1 JUTE, TEXTL. BAST FIBR. RAW	2 427	162	95
9 OTHER JUTE ETC.	2 648	202	117
265 VEGETABLE TEXTILE FIBRES	18 796	2 636	1 499
1 FLAX, WASTE FLAX	10 058	1 083	614
2 TRUE HEMP, WASTE TRUE HMP	186	507	285
4 SISAL, AGAVE FIBRES, WASTE	5 861	520	297
5 ABACA, MANILA HEMP, WASTE	705	165	97
7 COCONUT FIBRE AND WASTE	1 903	266	152
8 VEG. TEXTILE FIBRES, NES	83	95	54
266 SYNTHETIC FIBRES	3 357 391	1 230 758	703 204
267 OTHER MAN-MADE FIBRES	1 084 200	344 670	196 498
1 ARTIFICIAL FIBR, SPINNING	642 309	292 508	166 734
2 WASTE, MAN-MADE FIBRES	441 891	52 162	29 764
268 WOOL, OTHER ANIMAL HAIR	374 281	464 142	264 108
1 WOOL, GREASY	35 903	17 116	9 535
2 OTHER WOOL, UNPROCESSED	64 677	56 628	32 502
3 FINE ANIMAL HAIR, UNPROCD	7 919	33 839	19 275
5 HORSEHAIR, CRSE. ANML. HAIR	3 131	3 598	2 039
6 WASTE WOOL, ANIMAL HAIR	75 258	34 851	19 942
7 WOOL, ANIMAL HAIR, CARDED	187 393	318 110	180 815
269 WORN CLOTHING, TEXTL. ARTL	1 726 965	150 820	86 107
272 FERTILIZERS, CRUDE	1 068 987	27 326	15 654
1 ANIMAL, VEG., FERTILIZERS	328 380	9 878	5 709
2 SODIUM NITRATE	258 545	13 095	7 457
3 NATURAL CALC. PHOSPHATES	51 891	929	527
4 CRUDE NATRL. POTASS. SALTS	430 171	3 424	1 961
273 STONE, SAND AND GRAVEL	218 142 379	375 079	212 644
1 BUILDING, DIMENSION STONE	3 860 739	21 863	12 351
2 GYPSUM, LIMESTONE ETC.	4 641 989	51 689	29 487
3 SANDS, NATRL. NOT MTL. BRNG	85 942 176	98 175	55 734
4 GRAVEL, CRUSHD. STONE, AGGR	123 697 475	203 352	115 072
274 SULPHUR, UNRSTD. IRON PYRS	6 984 241	138 274	78 980
1 SULPHUR, EXCLDNG. PURIFIED	6 971 060	136 509	77 971
2 IRON PYRITES, UNROASTED	13 181	1 765	1 009
277 NATURAL ABRASIVES, NES	2 930 546	62 717	35 642
1 INDUSTRIAL DIAMONDS	122	9 236	5 222
2 NATURAL ABRASIVES, NES	2 930 424	53 481	30 420
278 OTHER CRUDE MINERALS	107 287 525	688 868	392 652
281 IRON ORE, CONCENTRATES	377 274	2 348	1 363
282 FERROUS WASTE AND SCRAP	45 968 873	1 270 764	722 334
1 WASTE, SCRAP OF CAST IRON	1 180 344	24 147	13 706
2 WASTE, SCRAP, ALLDY STEEL	2 182 646	405 408	230 015
3 OTHR. FERROUS WASTE, SCRAP	42 605 883	841 209	478 613
283 COPPER ORES, CONCENTRATES	59 510	9 678	5 527
1 COPPER ORES, CONCENTRATES	59 438	9 620	5 492
2 COPPER MATTES, ETC.	72	58	35
284 NICKEL ORES, CONCTR, MATTE	778	132	75
1 NICKEL ORES, CONCENTRATES	772	103	58
2 NICKEL MATTES, SINTRS. ETC	6	29	17
285 ALUMINIUM ORE, CONCTR. ETC	3 399 078	233 190	132 955
1 ALUMINIUM ORE, CONCENTRAT	553 776	13 959	8 001

4 IMPOR TS AND EXPORTS (SPECIAL TRADE) BY GROUPS AND SUBGROUPS OF THE SITC-REV. III  
4.2 EXPORTS

GROUP / SUBGROUP	1988 DT = 100 KG	1988 1 000 DM	1988 1 000 \$
2852 ALUMINA(ALUMINIUM OXIDE)	2 845 302	219 231	124 954
286 URANIUM, THORIUM ORES, ETC	27	68	38
1 URANIUM ORE, CONCENTRATES	27	68	38
2 THORIUM ORE, CONCENTRATES	-	-	-
287 ORE, CONCENTR. BASE METALS	1 084 144	73 549	42 170
288 NON-FERROUS WASTE, SCRAP	5 757 816	915 086	519 831
1 ASH, RESIDUES METALS NES	2 643 747	159 837	90 790
2 OTH. NON-FERR. METAL WASTE	3 114 069	755 249	429 041
289 PREC. METAL ORES, CONCTRTS	15 622	22 343	12 436
1 PREC. MTL. ORE, CONCENTRATS	-	2	1
2 PREC. METAL WASTE, SCRAP	15 622	22 341	12 435
291 CRUDE ANIMAL MATERLS. NES	1 893 165	380 111	216 148
1 BONE, HORN, IVOR, CORAL, ETC	923 467	30 213	17 133
9 OTH. ANIMAL MATERIALS NES	969 698	349 898	199 015
292 CRUDE VEG. MATERIALS, NES	1 028 485	810 787	463 992
321 COAL, NOT AGGLOMERATED	47 011 792	990 641	564 661
1 ANTHRACITE, NOT AGGLOMRD	10 729 256	385 050	218 908
2 OTH. COAL, NOT AGGLOMERATD	36 282 536	605 591	345 753
322 BRIQUETTES, LIGNITE, PEAT	28 803 565	428 769	244 388
1 BRIQUETTES, COAL	3 113 402	98 095	55 845
2 LIGNITE	7 930 506	121 243	69 028
3 PEAT	17 759 657	209 431	119 515
325 COKE, SEMI-COKE, RET. CARBN	35 522 599	1 154 280	658 258
333 PETROLEUM OILS, CRUDE	202 494	4 179	2 467
334 PETROLEUM PRODUCTS	74 579 037	2 312 859	1 310 315
1 MOTOR GASOLENE, LIGHT OIL	13 932 049	475 404	268 497
2 KEROSENE, MEDIUM OILS	16 858 169	608 578	343 707
3 GAS OILS	17 501 204	473 701	269 974
4 FUEL OILS, NES	22 374 924	344 240	194 887
5 LUBRICANTS	3 812 691	410 936	233 250
335 RESIDUAL PETROL. PRODUCTS	18 202 633	741 108	420 221
1 PETROLEUM JELLY, WAX ETC	1 972 772	229 353	130 061
2 MINERAL TARS AND PRODUCT	3 791 499	129 705	73 875
3 MINERAL TAR PITCH, P. COKE	2 435 323	115 692	65 998
4 PETROLM. BITUMEN, COKE, ETC	10 003 039	266 358	150 287
342 LIQUEFIED PROPANE, BUTANE	3 774 433	96 538	55 041
1 PROPANE, LIQUEFIED	1 794 068	46 768	26 747
5 BUTANES, LIQUEFIED	1 980 365	49 770	28 294
343 NATURAL GAS	9 425 688	249 688	143 473
1 NATURAL GAS, LIQUEFIED	719	108	62
2 NATURAL GAS, GASEOUS	9 424 969	249 580	143 411
344 PETROLEUM GASES, NES	1 377 474	34 653	19 399
1 ETHYLENE, ETC., LIQUEFIED	808 326	28 188	15 734
2 GAS. HYDROCARBON, LIQ., NES	50 774	2 452	1 374
9 GAS. HYDROCARBON, GAS., NES	518 374	4 013	2 291
345 COAL GAS, WATER GAS, ETC.	-	-	-
351 ELECTRIC CURRENT, MWH	14 470 239	905 699	522 988
411 ANIMAL OILS AND FATS	3 059 336	231 332	131 396
1 FAT, OIL, FISH, MAR. MAMMALS	64 964	7 258	4 114
2 LARD, OTH. PIG, POULTRY FAT	784 692	58 646	39 367
3 ANIMAL OIL, FAT, GREAS. NES	2 209 680	165 428	93 915
421 FIXED VEG. FAT, OILS, SOFT	9 299 999	744 851	421 536
1 SOY/ BEAN OIL, FRACTIONS	1 862 000	149 126	85 107
2 COTTON/ SEED OIL, FRACTIONS	312	91	48
3 GROUNDNUT OIL, FRACTIONS	14 312	2 236	1 248
4 OLIVE OIL ETC.	5 308	2 384	1 339
5 SUNFLOWER SEED OIL, ETC.	842 780	85 500	48 573
6 MAIZE (CORN) OIL, FRACTIONS	170 490	21 812	12 271
7 RAPE, COLZA, MUSTARD OIL	6 400 697	482 357	272 189
8 SESAME OIL, FRACTIONS	4 100	1 345	761
422 FIXED VEG. FAT, OILS, OTHER	869 822	101 947	57 760
1 LINSEED OIL, FRACTIONS	377 518	31 591	17 786
2 PALM OIL, FRACTIONS	168 712	18 670	10 557
3 COCONUT OIL, FRACTIONS	222 225	26 608	15 138
4 PALM KERNEL OIL, FRACTNS	20 026	2 435	1 377
5 CASTOR OIL, FRACTIONS	58 681	13 237	7 550
9 OTH. FIXED VEG. FAT, EX. SOFT	21 660	9 406	5 352

4 IMPORTS AND EXPORTS (SPECIAL TRADE) BY GROUPS AND SUBGROUPS OF THE SITC-REV. III  
4.2 EXPORTS

GROUP / SUBGROUP	1988 DT = 100 KG	1988 1 000 DM	1988 1 000 \$
431 ANIMAL, VEG. FATS, OILS, NES	4 651 110	518 329	294 387
1 FAT, OIL, ANIMAL, VEG. PROCD	668 411	86 096	49 088
2 FAT, OIL, AN, VG. PRTLY, PRCD	1 574 879	199 640	113 351
3 FATTY ACID, ETC. FROM WAX	2 398 614	227 670	129 162
4 WAXES, ANIMAL, VEG. ORIGIN	9 206	4 923	2 786
511 HYDROCARBONS, NES, DERIVTS	21 952 309	2 493 819	1 421 132
1 ACYCLIC HYDROCARBONS	3 610 810	308 987	176 013
2 CYCLIC HYDROCARBONS	9 360 572	1 163 357	663 723
3 HALOGEN, DERV. HYDROCARBON	8 286 655	863 634	491 789
4 SULPH. ETC. DERV. HYDROCARB	694 272	157 841	89 607
512 ALCOHOL, PHENDL, ETC. DERIV	14 435 576	2 716 154	1 547 201
1 ACYCLIC MONOHYDRIC ALCHL	7 426 284	1 113 725	635 580
2 OTH. ACYCLIC ALCOHOL, DERV	4 228 893	884 516	502 567
3 CYCLIC ALCOHOLS, DERIVATS	81 653	71 806	40 809
4 PHENOLS, PHENDL-ALCH. DERV	2 698 746	646 107	368 245
513 CARBOXYLIC ACIDS, DERIVTS	13 177 603	2 794 079	1 592 917
514 NITROGEN-FUNCT. COMPOUNDS	7 939 544	4 802 200	2 743 705
515 ORGANO-INORGANIC COMPNDS	2 737 164	3 379 584	1 931 303
516 OTHER ORGANIC CHEMICALS	9 982 065	2 129 082	1 212 108
1 ETHER, ALCHL PEROXIDE, ETC	5 623 823	868 497	495 110
2 ALDEHYDE ETC FNCT COMPNDS	3 838 757	722 528	410 649
3 ESTRS, INORGANIC ACID, ETC	444 750	277 577	158 056
9 ORGANIC CHEMICALS, NES	74 735	260 480	148 293
522 INORGANIC CHEM. ELEMENTS	41 955 241	2 753 466	1 568 510
1 CARBON NES, CARBON BLACK	1 366 651	227 992	129 901
2 OTHER CHEMICAL ELEMENTS	1 954 285	258 776	147 259
3 INORGANIC ACID, OXIDE ETC	9 968 889	607 838	346 547
4 HALDG. SULPH. COMP. NDV-MTL	745 065	115 757	65 995
5 ZINC, CHROM. IRON ETC. OXID	2 616 956	628 445	358 718
6 OTH. INORGAN. BASES, OXIDES	25 303 395	914 658	520 090
523 METAL. SALTS, INORGAN. ACID	20 490 340	1 619 832	922 885
1 FLUORIDES ETC.	347 066	110 673	62 841
2 CHLORIDE, BROMIDE, IODIDES	4 057 113	176 314	100 385
3 HYPOCHLORITES, ETC.	146 107	14 356	8 128
4 SULPHIDES, SULPHATES ETC.	6 053 188	394 767	224 842
5 NITRITES; NITRATES	381 583	39 364	22 341
6 PHOSPHITES, PHOSPHATE, ETC	2 496 661	333 019	190 016
7 CARBONATES, PERCARBONATES	5 111 367	291 698	166 339
8 OTH. METL. SALT, INORG. ACID	1 897 255	259 641	147 993
524 OTHER CHEMICAL COMPOUNDS	1 443 303	635 588	361 403
525 RADIO-ACTIVE MATERIALS	11 091	451 378	280 075
1 RADIO-ACTIVE CHEMICALS	8 795	476 293	271 659
9 STBL. ISOTOPE; RARE EARTHS	2 296	15 085	8 416
531 SYNTH. COLOURS, LAKES, ETC.	1 714 403	3 513 852	2 004 837
1 SYNTH. ORGANIC DYE STUFFS	1 262 026	3 194 941	1 822 905
2 SYNTH. BRIGHTENERS, LAKES	452 377	318 911	181 932
532 DYEING, TANNING MATERIALS	1 012 653	231 450	132 343
533 PIGMENTS, PAINTS, ETC.	10 494 198	4 214 892	2 402 629
1 OTHER COLOURING MATTER	2 997 945	1 235 703	705 087
2 PRINTING INK	526 317	402 326	229 168
4 PAINTS, VARNISHES ETC.	2 470 009	1 630 637	929 248
5 GLAZE, ENAMEL, DRIERS ETC.	4 499 927	946 226	539 126
541 MEDICINES, ETC. EXC. GRP542	491 776	3 555 933	2 021 594
1 PROVITAMINS, VITAMINS, ETC	209 598	749 451	427 749
3 ANTIBIOTICS, EXCEPT GRP542	25 913	311 723	177 752
4 VEG. ALKALOIDS, EXC. GRP542	93 625	487 348	277 867
5 HORMONES, ETC. EXCEPT GRP542	1 526	298 124	169 051
6 GLYCOSIDES; GLANDS ETC.	23 734	688 030	391 468
9 PHARM. GOODS, EXC. MEDICINETS	137 380	1 021 257	577 707
542 MEDICAMENTS	782 419	4 639 277	2 641 430
1 MEDICAMENTS, ANTIBIOTICS	32 857	343 228	195 736
2 MEDICAMENTS, HORMONES ETC	21 889	466 376	264 685
3 MEDICAMENTS, ALKALOID. ETC	19 411	141 864	81 158
9 MEDICAMENTS, NES	708 262	3 687 809	2 099 851
551 ESSNTL. OIL, PERFUME, FLAVR	233 870	511 730	291 353
553 PERFUMERY, COSMETICS, ETC.	1 035 697	1 288 510	732 910
1 PERFUMES, TOILET WATERS	30 992	133 619	75 735
2 COSMETICS, MAKE-UP ETC.	246 356	539 452	307 672
3 PREPARATIONS FOR HAIR	287 040	236 081	134 109
4 PREP. ORAL, DENTAL HYGIENE	190 001	145 135	82 494
5 TOILETRIES, ETC.	281 308	234 223	132 900



4 IMPORTS AND EXPORTS (SPECIAL TRADE) BY GROUPS AND SUBGROUPS OF THE SITC-REV. III  
4.2 EXPORTS

GROUP / SUBGROUP	1988 DT = 100 KG	1988 1 000 DM	1988 1 000 \$
554 SOAP, CLEANERS, POLISH, ETC	8 675 063	2 253 850	1 285 130
1 SOAP	334 358	126 607	71 660
2 DETERGENTS, EXCEPT SOAP	8 026 458	2 003 739	1 143 136
3 POLISHES, CREAMS, ETC.	314 247	123 504	70 334
562 FERTILIZER, EXCEPT GRP272	48 265 267	1 188 973	681 155
1 NITROGENOUS CHEM. FERTILZR	14 834 936	326 380	186 645
2 PHOSPHATIC CHEM. FERTILZRS	817 721	13 881	7 965
3 POTASSIC CHEM. FERTILIZER	23 173 941	523 098	298 736
9 FERTILIZERS, NES	9 498 669	325 614	187 809
571 POLYMERS OF ETHYLENE	9 134 147	1 943 868	1 107 741
1 POLYETHYLENE	7 777 282	1 604 555	914 738
2 ETHYL-VINYL ACET. COPOLYM	217 311	63 490	36 014
9 OTH. POLYMERS OF ETHYLENE	1 139 554	275 823	156 989
572 POLYMERS OF STYRENE	6 344 908	1 829 393	1 043 178
1 POLYSTYRENE	3 885 279	1 053 015	600 211
9 OTHER STYRENE POLYMERS	2 459 629	776 378	442 967
573 POLYMERS, VINYL CHLORIDE	7 950 281	1 698 859	968 115
1 POLYVINYL CHLORIDE	6 826 805	1 311 398	747 383
9 OTH. VINYL CHLD. COPOLYMER	1 123 476	387 461	220 732
574 POLYACETAL, POLYCARBONATE	6 328 138	2 607 197	1 487 466
1 POLYACETAL, OTH. POLYETHRS	1 907 560	747 464	427 305
2 EPOXIDE RESINS	598 561	324 176	184 607
3 POLYCARBONATES, ETC.	3 822 017	1 535 557	875 554
575 OTH. PLASTIC, PRIMARY FORM	18 927 993	6 364 571	3 628 074
1 PROPYLENE POLYMERS ETC.	3 646 054	758 831	432 188
2 ACRYLIC POLYMERS	4 278 751	1 159 097	660 550
3 POLYAMIDES	1 853 295	1 029 506	587 175
4 AMINO, PHENOLIC RESIN ETC	4 738 396	1 196 517	683 036
5 CELLULOSE ETC. NES	680 567	415 594	236 479
9 PLASTICS, NES	3 730 930	1 805 026	1 028 646
579 PLASTIC WASTE, SCRAP ETC	1 513 603	112 151	63 879
1 WASTE, ETHYLENE POLYMERS	641 181	36 706	20 835
2 WASTE, STYRENE POLYMERS	59 025	6 664	3 785
3 WASTE, VINYL CHLORIDE POL	309 844	15 272	8 718
9 OTHR. PLASTIC WASTE, SCRAF	503 553	53 509	30 541
581 PLASTIC TUBE, PIPE, HOSE	1 096 593	961 738	547 375
1 ARTIFIC. SAUSAGE CASINGS	82 731	208 232	118 533
2 TUBES, PIPES, HOSES, RIGID	525 109	259 575	147 596
3 FLEXIBLE TUBE, PIPE, HOSES	12 364	18 616	10 613
4 TUBE, NOT REINF. NO FITTINGS	209 700	168 744	95 914
5 TUBE, NOT REINF., FITTINGS	38 331	22 976	12 969
6 OTH. TUBES, PIPES, HOSES	58 686	44 142	25 183
7 FITTINGS FOR TUBE, PLASTIC	169 672	239 453	136 567
582 PLASTIC PLATE, SHEETS, ETC	7 522 229	5 119 231	2 918 415
1 PLSTC SHEET ETC. SELF-ADH	389 067	401 349	228 316
2 OTH. PLATE, SHEET, ETC.	5 762 662	3 467 345	1 977 897
9 OTH. PLATES, ETC. PLASTIC	1 370 500	1 250 537	712 202
583 MONOFILAMENT OF PLASTICS	1 089 596	717 755	408 826
1 MONOFILAMENT, OF ETHYLENE	20 065	18 413	10 586
2 MONOFILAMENT, VINYL CHLRD	967 737	564 174	321 202
9 MONOFILAMENT, OTH. PLASTIC	101 794	135 168	77 038
591 INSECTICIDES, ETC.	1 713 826	1 967 459	1 133 043
1 INSECTICIDES, RETAIL SALE	232 365	396 799	227 450
2 FUNGICIDES, RETAIL SALE	581 565	621 387	359 586
3 HERBICIDES, RETAIL SALE	490 220	686 521	396 435
4 DISINFECTANT, ETC. RETAIL	409 676	262 752	149 572
592 STARCHES, INULIN, ETC.	4 732 304	1 055 947	600 704
1 STARCHES, INULIN, GLUTEN	2 034 453	145 710	82 925
2 ALBUMINOIDAL SUBSTS. ETC	2 697 851	910 237	517 779
593 EXPLOSIVES, PYROTECHNICS	120 239	148 011	83 834
1 PROPELLNT, PRPD. EXPLOSIVE	65 169	30 589	17 335
2 DETONATORS, FUSES ETC.	9 641	46 419	26 376
3 FIREWORKS, FLARES, ETC.	45 429	71 003	40 123
597 PREPRD ADDITIVES, LIQUIDS	2 890 485	970 649	551 676
598 MISC. CHEMICAL PRODTS. NES	28 379 961	6 197 946	3 531 549
1 WOOD-, RESIN-BASE CHEM. PR	1 231 630	86 377	49 151
3 ARTIFICIAL, PREPARED WAXS	658 200	275 723	157 381
4 MIXED ALKYL BENZS. ETC. NES	578 359	81 490	46 490
5 CHEM. ELMNTS FOR ELECTRNC	1 362	279 592	158 613
6 ORGANIC CHEM. PRODUCTS, NES	2 056 568	984 071	561 032
8 CATALYSTS, ETC. NES	503 382	483 384	275 426
9 CHEM. PRODUCTS ETC. NES	23 350 460	4 007 309	2 283 456
600 CPL IND PLANT CHAP 69-76	305 724	363 295	206 352

4 IMPORTS AND EXPORTS (SPECIAL TRADE) BY GROUPS AND SUBGROUPS OF THE SITC-REV. III  
4.2 EXPORTS

GROUP / SUBGROUP	1988 DT = 100 KG	1988 1 000 DM	1988 1 000 \$
611 LEATHER	404 974	961 264	548 210
612 MANUFACT. LEATHER ETC. NES	17 906	85 552	48 538
1 LEATHER BELTING ETC.	1 981	22 349	12 666
2 SADDLERY AND HARNESS	9 072	36 717	20 816
9 OTH. LEATHER ARTICLES NES	6 853	26 486	15 056
613 FURSKINS, TANNED, DRESSED	23 088	506 196	287 234
1 WHOLE FURS, NOT ASSEMBLED	13 023	446 247	253 032
2 HEADS, TAILS, PAWS ETC.	8 844	24 075	13 719
3 WHOLE FURS ETC. ASSEMBLED	1 221	35 874	20 483
621 MATERIALS OF RUBBER	1 591 506	1 033 229	588 397
1 COMPOUNDED RUBBER, UNVULC	897 325	293 250	167 429
2 OTH. FORMS UNVULC. RUBBER	52 017	56 775	32 342
3 VULCANIZED RUBBER	461 119	317 420	180 470
4 VULC. RUBBER TUBES, PIPES	181 045	365 784	208 156
625 RUBBER TYRES, TUBES, ETC.	4 206 749	2 854 096	1 627 613
1 TYRES, PNEUMATIC, NEW, CAR	1 987 278	1 619 054	923 318
2 TYRES, PNEUMATIC, NEW, BUS	1 119 085	773 858	441 508
3 TYRES, PNEUM. NEW, AIRCRAFT	1 062	2 303	1 295
4 TYRES, PNEUM. NEW, CYCLES	67 818	79 512	45 307
5 OTHER PNEUMATIC TYRES	240 551	145 609	83 085
9 OTHER TYRES, TUBES ETC.	790 955	233 760	133 100
629 ARTICLES OF RUBBER, NES	628 929	1 277 430	727 439
1 HYGIENIC, PHARM. RUBBR. ART	27 931	83 827	47 773
2 VULC. RUBBER BELTING	165 963	277 800	158 260
9 HARD RUBBER ETC., NES	435 035	915 803	521 406
633 CORK MANUFACTURES	26 029	44 585	25 451
1 ARTICLES OF NATURAL CORK	8 483	23 263	13 339
2 AGGLMRD. CORK, CORK ARTCL	17 546	21 322	12 112
634 VENEERS, PLYWOOD, ETC.	10 259 972	1 248 806	712 594
1 VENEER, PLYWOOD SHEETS	569 926	289 541	165 216
2 DENSIFIED, RECONSTIT. WOOD	7 651 651	678 984	387 087
3 PLYWOOD, SOLELY OF WOOD	279 753	66 459	38 104
4 OTH. PLYWOOD, VENRD. PANELS	496 950	104 618	59 782
5 FIBREBOARD	758 039	83 956	47 934
9 WOOD, SIMPLY SHAPED, NES	503 653	25 248	14 471
635 WOOD MANUFACTURES, NES	2 357 582	762 762	438 587
1 PACKINGS, PALLETS ETC.	710 635	63 249	36 088
2 CASKS, BARRELS, ETC. STAVES	11 507	5 596	3 203
3 BUILDERS. JOINERY, WOOD ETC	1 164 930	464 427	264 338
4 WOOD, DOMEST. USE EX. FURNT	66 826	75 750	43 040
9 MANUFACT. ARTICL. WOOD, NES	403 684	160 740	91 918
641 PAPER AND PAPERBOARD	40 826 587	8 061 982	4 589 186
1 NEWSPRINT, ROLLS, SHEETS	3 549 342	404 423	229 983
2 PAPER, PAPERBRD. UNCOATED	8 210 923	1 489 567	847 576
3 PAPER, PAPERBD, COATED, ETC	12 790 518	2 798 654	1 593 919
4 KRAFT PAPER, BRD, UNCOATED	437 860	87 216	55 536
5 PAPER, PAPERBD, UNCTD, BULK	8 800 964	1 041 073	593 075
6 PAPER, PAPERBRD, CORR. ETC	1 379 205	304 687	173 541
7 PAPER, PAPERBD, COATED NES	4 679 981	1 522 938	865 350
9 CONVTRD. PAPER, PPRBRD, NES	977 794	403 424	230 206
642 PAPER, PAPERBOARD, CUT ETC	9 819 690	3 931 283	2 239 590
1 CONTAINERS, ETC. OF PAPER	3 764 596	1 291 622	735 882
2 STATIONERY, ETC.	201 407	108 905	61 917
3 REGISTERS, ACCT. BOOKS, ETC	293 447	202 883	114 988
4 PAPER, PAPERBOARD, CUT, NES	1 953 117	703 321	400 674
9 ARTCLS, PULP, PAPER, BRD NES	3 607 123	1 624 552	926 129
651 TEXTILE YARN	5 158 230	5 056 088	2 888 984
1 YARN, OF WOOL, ANIMAL HAIR	195 114	490 883	280 510
2 COTTON SEWING THREAD	3 456	12 063	6 885
3 COTTON YARN, EXCL. THREAD	557 796	452 299	259 401
4 THREAD OF MAN-MADE FIBRE	56 929	265 725	151 638
5 SYNTH. FILAMENT YARN, BULK	1 154 051	864 814	493 862
6 OTH. SYNTH. FILAMENT YARN	1 674 519	1 379 575	788 364
7 ARTIF. FILAMENT YARN, NES	407 414	542 822	309 901
8 YARN, STAPLE FIBRES, ETC.	845 124	893 083	510 051
9 YARN, TEXTILE FIBRES, NES	263 827	154 824	88 372
652 COTTON FABRICS, WOVEN	1 251 636	2 451 151	1 401 588
1 COTTON GAUZE, ETC. WOVEN	81 821	215 578	122 764
2 COTTON FABRIC, WVN, UNBLCH	461 096	432 826	248 185
3 OTH85%+COTTN. FABRIC<200G	304 513	947 366	541 551
4 OTH85%+COTTN. FABRIC200G+	281 126	437 917	250 556
5 OTH<85% COTTN. FABRIC<200G	73 852	260 917	149 174
6 OTH<85% COTTN. FABRIC200G+	24 382	73 025	41 460
9 OTH. WOVEN FABRICS, COTTON	24 846	83 522	47 898
653 FABRICS, MAN-MADE FIBRES	1 451 836	3 807 391	2 168 512
1 FABRIC, SYNTH. FILMNT. YARN	409 397	789 180	449 516
2 FABRIC, 85%+SYN. STPL. FIBR	109 394	289 817	165 600
3 FABRC<85%SYN. STP. FBR+CTN	204 518	400 147	228 897
4 FABR<85%SYN. STP. FBR+OTHR	151 836	528 016	300 208

4 IMPORTS AND EXPORTS (SPECIAL TRADE) BY GROUPS AND SUBGROUPS OF THE SITC-REV. III  
4.2 EXPORTS

GROUP / SUBGROUP	1988 DT = 100 KG	1988 1 000 DM	1988 1 000 \$
6535 FABRIC,ARTIF.FILMNT YARN	151 619	562 978	320 434
6 FABRIC,85%+ART. STPL.FIBR	172 786	510 074	290 216
8 FABRIC,<85%ART. STPL.FIBR	193 152	538 764	306 266
9 PILE,CHNLLLE.FABRC,M-MADE	59 134	188 415	107 375
654 OTH.TEXTILE FABRIC,WOVEN	370 887	1 152 452	657 112
1 FABRIC,OF SILK,SILK WSTE	8 011	113 862	65 512
2 FABRIC85%+WOOL,FINE HAIR	106 942	530 252	301 816
3 FABRIC,WOOL,FNE.HAIR,NES	60 396	219 737	124 709
4 FABRICS, WOVEN, OF FLAX	23 719	100 298	57 828
5 FABRIC,WVN.JUTE,OTH.TXTL	27 211	10 428	5 928
6 FABRIC,WOVEN GLASS FIBRE	136 756	160 960	91 696
9 FABRICS, WOVEN, NES	7 852	16 915	9 623
655 KNIT.CROCHET.FABRIC NES	438 725	1 071 049	611 233
1 PILE FABRIC,KNIT,CROCHET	81 956	182 810	104 306
2 OTH.KNIT.CROCHET.FABRICS	356 769	888 239	506 927
656 TULLE,LACE,EMBROIDRY.ETC	101 826	412 721	235 115
1 NARROW FABRIC,WOVEN,OTHR	62 499	196 055	111 521
2 LABELS,BADGE ETC.NOT EMB	5 586	59 177	33 678
3 GIMPED YARN, ETC.	28 719	106 415	60 809
4 TULLES,NET FABRIC, LACE	1 694	13 787	7 827
5 EMBROIDERY	3 328	37 287	21 280
657 SPECIAL YARN,TXTL.FABRIC	1 984 572	2 668 069	1 520 631
1 FELT	210 842	178 404	101 853
2 NONWOVEN FABRICS NES	743 220	793 214	451 734
3 COATED,IMPRGTD TXTLS.NES	599 802	790 539	451 233
4 QUILTED TEXTILE PRODUCTS	16 276	48 824	27 947
5 TWINE,CORDAGE,ETC,PRDCTS	98 346	75 851	43 239
6 HAT-SHAPES,FORMS,BODIES	529	4 898	2 792
7 WADDING,ETC.MACHINE USE	163 954	534 591	304 049
8 RUBBR,TXTL.YARN,CORD ETC	13 959	22 994	13 157
9 SPECIAL TEXTILE PRODUCTS	137 644	218 654	124 627
658 TEXTILE ARTICLES NES	458 387	853 899	485 448
0 CPL IND PLANT CHAPTER 63	-	3	2
1 SACKS,BAGS,TXTL.MATERIAL	99 656	42 387	23 985
2 TARPAULINS,SAILS,AWNINGS	62 857	101 646	58 248
3 BLANKETS,TRAVELLING RUGS	27 070	61 626	34 804
4 HOUSEHOLD LINENS	143 163	334 895	190 241
5 CURTAINS,OTH.FURNISHINGS	29 729	108 999	62 045
9 MADE-UP ARTICLS,TXTL.NES	95 912	204 343	116 123
659 FLOOR COVERINGS, ETC.	865 873	982 880	559 958
1 LINOLEUM ETC.	84 225	42 728	24 416
2 CARPETS ETC.KNOTTED	30 986	191 270	108 717
3 HAND-WOVEN RUGS	1 946	4 491	2 549
4 CARPETS ETC.TUFTED	566 975	565 050	322 032
5 CARPETS,ETC,WOVEN	60 705	83 984	47 823
6 CARPETS,ETC.NES	121 036	95 357	54 421
660 CPL IND PLANT CHAPTER 68	778	105	60
661 LIME,CEMENT,CONSTR.MATRL	30 388 873	596 586	339 076
1 QUICKLIME ETC.EXCL.522.6	4 803 179	60 606	34 536
2 PORTLAND CEMENT, ETC.	23 137 375	267 880	152 180
3 BUILDING STONE,WORKD.ETC	670 583	85 211	48 525
8 ASBESTOS-CEMNT.MATRL.ETC	1 777 736	182 889	103 835
662 CLAY,REFRCT.CONSTR.MATRL	15 068 542	1 739 448	989 356
663 MINERAL MANUFACTURES,NES	18 951 695	2 463 841	1 401 433
1 MILL,GRINDSTONES,ETC.	171 588	315 040	178 878
2 ABRASIVE CLOTHS,ETC.	259 772	375 954	213 768
3 NON-CERAMIC MINERAL MANF	15 214 978	551 838	313 319
5 MINERL.INSULAT.PROD.NES	1 959 227	319 132	181 859
7 REFRACTORY CERAMIC GOODS	400 778	241 732	137 958
8 ASBESTOS MANF,FRICT.MTRL	254 137	301 633	171 875
9 ARTCLS.CERAMIC MATRL,NES	691 215	358 512	203 776
664 GLASS	8 074 305	2 147 852	1 224 918
1 GLASS,BULK,UNWRKD,WASTE	710 094	266 691	151 861
3 DRAWN,BLOWN GLASS,SHEETS	308 814	71 465	40 667
4 FLOAT,GROUND,PLSHD.GLASS	3 560 167	397 876	226 417
5 CAST,ROLLED GLASS,SHEETS	612 818	79 062	45 124
7 SAFETY GLASS	415 750	239 145	136 204
8 GLASS MIRRORS	530 218	293 831	167 782
9 GLASS, NES	1 936 444	799 782	456 863
665 GLASSWARE	7 739 289	1 598 374	909 413
1 CONTAINERS, OF GLASS	6 863 545	575 460	327 870
2 GLASSWARE,HOUSEHOLD ETC.	726 795	629 238	356 748
9 GLASS ARTICLES, NES	348 949	393 676	224 795
666 POTTERY	728 993	845 617	481 238
1 CERAMIC HOUSEHOLD ARTCLS	604 300	673 369	383 196
2 ORNAMENTAL CERAMIC ARTCL	124 693	172 248	98 042
667 PEARLS,PRECIOUS STONES	5 244	547 120	312 152
1 PEARLS	104	28 360	16 116
2 DIAMONDS.EXCL.INDUSTRIAL	96	160 745	92 045

4 IMPORTS AND EXPORTS (SPECIAL TRADE) BY GROUPS AND SUBGROUPS OF THE SITC-REV. III  
4.2 EXPORTS

GROUP / SUBGROUP	1988 DT = 100 KG	1988 1 000 DM	1988 1 000 \$
6673 PRECIOUS, SEMIPREC. STONES 4 SYNTH. ETC. PREC. STONES	4 720 324	326 103 31 912	185 829 18 162
671 PIG IRON, SPIEGELEISN, ETC	6 562 728	589 942	392 577
672 INGOTS ETC. IRON OR STEEL	18 186 059	1 122 785	640 120
673 FLAT-ROLLED IRON ETC.	72 407 678	6 034 311	3 428 681
1 FLAT, HOT-ROLLED, PROD. IRON	7 842 178	629 801	357 039
2 FLAT, HOT-ROLLED, PROD. IRON	33 975 807	2 431 292	1 380 734
3 FLAT, COLD-ROLLED, PROD. IRN	5 536 741	599 096	343 832
4 FLAT, COLD-ROLLED, PROD. IRN	24 690 429	2 305 641	1 308 068
5 FLAT-ROLLED, PROD. IRON NES	362 523	68 481	39 008
674 FLAT-ROLLED PLATED IRON	19 448 499	2 489 322	1 419 426
1 FLAT-ROLLED, IRON, ZINC PLT	10 037 803	1 068 265	608 325
2 FLAT-ROLLED, IRON, TIN PLTD	4 001 442	547 749	312 387
3 FLAT-ROLLED, IRON, PNTD, ETC	2 158 904	362 342	207 308
4 FLAT-ROLLED, IRN<600MM, PLT	2 462 310	316 484	180 560
5 FLAT-ROLLED, IRN<600MM, PLT	788 040	194 482	110 846
675 FLAT-ROLLED, ALLOY STEEL	14 457 132	3 748 111	2 124 262
1 FLAT-ROLLED, SILC-ELEC. STL	2 827 924	376 229	214 487
2 FLAT-ROLLED, HI-SPEED STL	19 689	17 077	9 764
3 FLAT, HOT-ROLLED S. STEEL	5 545 171	1 538 319	868 735
4 FLAT, HOT-ROLLED, ALLOY STL	2 769 911	371 293	210 266
5 FLAT, COLD-ROLLED S. STEEL	2 766 873	1 233 513	700 601
6 FLT, COLD-ROLLED, ALLOY STL	329 475	94 418	53 797
7 FLAT-ROLLED, ALLOY STL. NES	198 089	117 262	66 612
676 IRON, STL. BAR, SHAPES ETC.	31 406 725	3 227 248	1 834 111
1 BAR, ROD IRON, HOT-FD, COIL	11 913 328	864 846	491 142
2 BAR, ROD IRON, STL. HOT-FD	6 246 743	685 347	389 620
3 BAR, ROD IRON, STL. COLD-FD	2 000 530	354 064	201 332
4 OTH. BAR, ROD IRON, STEEL	1 284 895	330 310	187 282
8 ANGLES, SHAPED, IRON, STEEL	9 961 229	992 681	564 735
677 RAILWAY TRACK IRON, STEEL	1 459 761	155 029	88 263
678 WIRE OF IRON OR STEEL	3 274 088	595 334	339 203
1 WIRE, IRON, NON-ALLOY STL	2 928 556	418 035	238 414
2 WIRE, S. STL, OTH. ALLOY STL	345 532	177 299	100 789
679 TUBES, PIPES, ETC. IRON, STL	34 447 888	5 773 234	3 275 507
1 TUBE, ETC. SEAMLESS, IRN. ST	17 269 973	2 943 620	1 673 504
3 OTH. TUBE, D406. 4MM+, IR, ST	10 485 985	1 048 833	587 849
4 OTH. TUBE, PIPE, IRON, STEEL	5 665 986	975 143	555 699
5 TUBE, PIPE FITNGS, IRN. STL	1 025 944	805 638	458 455
681 SILVER, PLATINUM, ETC.	13 754	848 115	482 575
1 SILVER	13 476	320 214	183 098
2 PLATINUM	278	527 901	299 477
682 COPPER	5 940 900	3 822 763	2 176 508
1 COPPER; ANODES; ALLOYS	609 185	268 877	153 582
3 COPPER BARS, RODS, PROFILES	700 133	343 884	195 821
4 COPPER WIRE	1 834 313	941 854	535 558
5 COPPER PLATE, ETC. 15MM+TH	1 418 964	906 101	515 542
6 COPPER FOIL, POWDR, FLAKES	344 958	512 152	291 933
7 COPPER TUBE, PIPE, FITTINGS	1 033 347	849 895	484 072
683 NICKEL	210 251	484 409	275 539
1 NICKEL, NCKL. ALLOY, UNWRGT	93 565	159 212	91 070
2 NICKEL, NICKEL ALLOY, WRKD	116 686	325 197	184 469
684 ALUMINIUM	9 696 980	5 394 654	3 070 829
1 ALUM., ALUM. ALLOY, UNWRGHT	3 216 379	1 161 621	660 895
2 ALUMINIUM, ALUM. ALLOY, WRK	6 480 601	4 233 033	2 409 934
685 LEAD	1 123 352	192 259	109 449
1 LEAD, LEAD ALLOY, UNWRGHT.	898 329	131 918	75 054
2 LEAD, LEAD ALLOYS, WORKED	225 023	60 341	34 395
686 ZINC	1 500 488	331 024	188 319
1 ZINC, ZINC ALLOY, UNWRGHT.	1 175 142	221 499	126 001
3 ZINC, ZINC ALLOYS, WORKED	325 346	109 525	62 318
687 TIN	32 829	42 852	24 412
1 TIN, TIN ALLOYS, UNWROUGHT	15 593	18 189	10 354
2 TIN, TIN ALLOYS, WORKED	17 236	24 663	14 058
689 MISC. NON-FERR. BASE METAL	98 466	200 423	113 816
1 TUNGSTEN, ETC. UNWROUGHT	50 051	83 720	47 633
8 COBALT, CADMIUM, ETC. UNWRT	30 616	65 171	36 897
9 BASE METAL NES, WST, SCRAP	17 799	51 532	29 286
691 METALLIC STRUCTURES NES	4 711 482	2 272 063	1 292 134
1 METAL STRUCTURES, PARTS	4 188 639	1 565 799	890 983
2 ALUMINIUM STRUCTURE, PRTS	522 843	706 264	401 151

4 IMPORTS AND EXPORTS (SPECIAL TRADE) BY GROUPS AND SUBGROUPS OF THE SITC-REV. III  
4.2 EXPORTS

GROUP / SUBGROUP	1988 DT = 100 KG	1988 1 000 DM	1988 1 000 \$
692 CONTAINERS, STORAGE, TRNSP	2 108 148	1 145 967	652 311
1 RESERVOIR, TANKS, VATS, ETC	377 757	241 254	136 708
4 TANKS, CASKS, DRUMS, ETC.	1 730 391	904 713	515 603
693 WIRE PRODUCTS EXCL. ELECT	3 576 400	840 443	478 185
1 STRANDED WIRE, CABLE, ETC.	1 135 369	464 465	264 497
2 BARBED WIRE, ETC. IRON, STL	19 000	5 899	3 375
5 METAL FENCING, GAUZE ETC.	2 422 031	370 079	210 313
694 NAILS, SCREWS, NUTS, ETC.	1 964 775	1 577 631	897 653
1 NAILS, TACKS, ETC. IRON, STL	203 269	104 282	59 321
2 SCREWS, BOLTS, NUTS, IRN, ST	1 715 329	1 374 766	782 214
3 NAILS, TACKS, ETC. COPPER	32 871	70 225	39 970
4 NAILS, TACKS, ETC. ALUMINUM	13 306	28 358	16 146
695 TOOLS	985 849	3 627 727	2 065 365
0 CPL IND PLANT CHAPTER 82	492	1 461	858
1 HAND TOOLS	55 608	73 335	42 149
2 HAND SAW, FILE, RASP, ETC.	61 442	177 464	101 107
3 SPANNERS, WRENCHES, ETC.	49 930	108 953	62 062
4 HAND TOOLS, ETC. NES	202 044	402 044	228 519
5 SAW BLADES	106 551	302 134	171 949
6 KNIVES, CUTTING BLADES	327 423	2 149 667	1 223 722
7 TOOL SETS, RETAIL SALE	182 359	412 669	234 999
696 CUTLERY	135 435	691 837	392 871
697 HOUSEHOLD EQUIPMENT, NES	857 705	916 752	521 725
698 MANUFACTS. BASE METAL, NES	7 529 268	6 798 375	3 872 671
1 LOCKS, SAFES, STRONG BOXES	1 557 877	2 504 902	1 427 753
2 CHAIN, IRON, STEEL	276 552	136 219	77 495
3 PINS, NEEDLES, IRN. STL, ETC	79 205	186 467	106 129
4 SPRINGS, LEAVES, METAL	601 319	451 518	257 526
5 MISC. ARTICLES, BASE METAL	548 555	510 223	290 459
6 ARTICLES IRON, STEEL, NES	3 538 923	1 823 842	1 038 362
7 ARTICLES NES, COPPER, ETC.	897 099	1 036 491	590 456
8 ARTICLES COBALT, ETC., NES	13 471	80 449	45 762
9 ARTICLES TUNGSTEN, ETC. NES	16 267	68 264	38 729
700 CPL IND PLANT (84/85/87)	1 078 627	4 160 164	2 363 594
711 STEAM GENER. BOILERS, ETC.	244 367	329 398	187 743
1 STEAM, SUPER-HEAT BOILERS	122 775	162 310	92 955
2 AUX. BOILR PLANT, CONDENSR	29 870	40 840	23 322
9 PARTS FOR STEAM BOILERS	91 722	126 248	71 466
712 STEAM TURBINES	95 601	557 561	316 873
1 STEAM, VAPOUR TURBINES	37 636	225 969	129 238
9 PARTS FOR STEAM TURBINES	57 965	331 592	187 635
713 INTRNL COMBUS PSTN ENGIN	5 479 229	9 030 227	5 154 769
1 AIRCRAFT PISTON ENGINES	2 773	23 090	13 287
2 INTRNL COMB. ENGINE VEHCL	2 101 579	3 555 939	2 035 719
3 MARINE PISTON ENGINES	83 996	444 463	250 979
8 PISTON ENGINES, NES	397 750	836 373	475 723
9 PARTS, NES. IC. PISTON ENGS	2 893 131	4 170 362	2 379 061
714 ENGINES, MOTORS NON-ELECT	43 851	1 973 586	1 120 013
716 ROTATING ELECTRIC PLANT	1 308 090	3 236 332	1 841 448
1 ELECTRIC. MOTORS<=37.5W	124 462	497 081	282 846
2 ELEC. MOTORS, GENRATORS. DC	152 252	546 406	310 532
3 ELEC. MOTORS, GENRATORS. AC	660 283	1 263 357	718 708
4 ELECTR. ROTARY CONVERTERS	29 203	87 134	49 541
5 GENERATING SETS	81 403	238 743	135 883
9 PARTS, NES. ROT. ELEC. PLANT	260 487	609 611	343 938
718 OTH. POWR. GENRTNG. MACHNRY	297 595	1 048 196	598 699
1 HYDRIC. TURBINE, WTR. WHEEL	31 180	90 771	52 109
7 NUCLEAR REACTORS, PTS NES	2 959	160 714	92 960
9 ENGINES, MOTORS NES, PARTS	263 456	796 711	453 630
721 AGRIC. MACHINES, EX. TRACTR	1 927 547	2 161 095	1 232 222
1 CULTIVATING MACHNRY. ETC	371 448	351 142	199 728
2 HARVESTING ETC. MACHINES	1 315 756	1 447 853	828 013
3 DAIRY MACHINERY ETC. PRTS	37 877	149 255	84 357
9 AGRIC. HORT. ETC. MACHS. NES	202 466	212 845	120 124
722 TRACTORS	1 849 250	1 846 765	1 051 758
723 CIVIL ENGINEERING EQUIPT	4 318 618	4 296 224	2 444 129
1 SELF-PROPELLD. DOZERS ETC	120 947	70 026	39 794
2 MECH. SHOVEL ETC. S-PROPLD	1 761 581	1 349 143	766 605
3 CONSTR. MINING MACHNRY ETC	492 099	612 564	349 240
4 CONST. & MINING MACHS. NES	336 433	624 917	356 585
9 PTS NES, CVL. ENGINRG. MACH	1 607 558	1 639 574	931 905
724 TEXTILE, LEATHER MACHINES	2 318 272	8 432 310	4 793 406

4 IMPORTS AND EXPORTS (SPECIAL TRADE) BY GROUPS AND SUBGROUPS OF THE SITC-REV. III  
4.2 EXPORTS

GROUP / SUBGROUP	1988 DT = 100 KG	1988 1 000 DM	1988 1 000 \$
725 PAPER,PULP MILL MACHINES	625 739	2 100 551	1 191 292
1 PAPER,PULP,MAKING MACHRY	106 210	288 997	163 269
2 OTH.PULP,PAPER,MAKNG MCH	307 343	1 111 180	630 161
9 PARTS,PAPER MILL ETC.MCH	212 186	700 374	397 862
726 PRINTNG,BOOKBINDNG MACHS	1 242 092	5 157 637	2 932 622
727 FOOD-PROCESS.MCH.NON DOM	346 107	1 390 490	788 377
1 GRAIN WORKNG MACHS,PARTS	51 765	79 466	45 195
2 OTH.FOOD-PROC.MACH PARTS	294 342	1 311 024	743 182
728 OTH.MACH,PTS,SPCL INDUST	3 752 842	11 253 367	6 393 944
1 MCH-TOOLS,SPECIAL.INDUST	635 550	1 714 664	972 557
3 OTH.MINERAL WORKING MACH	820 568	1 204 226	684 198
4 MACH.APPL.SPCL INDUS NES	1 946 929	6 605 737	3 755 387
5 PARTS PUBLIC WRK MACH ETC	349 795	1 728 740	981 802
731 METAL REMOVAL WORK TOOLS	1 129 288	4 622 064	2 619 721
1 MACH.TOOLS,METAL REMOVAL	25 115	203 050	114 241
2 MCH-TL,WRKNG MTL,NOLATHS	192 674	900 705	509 349
3 LATHES,METAL-WORKING	269 940	1 105 136	627 564
4 UNIT HEAD,DRILL,ETC.MACH	124 654	330 448	187 689
5 METAL MILLING MACHNS,ETC	157 619	608 051	344 557
6 MTL.SURFC.FINISHNG TOOLS	202 184	996 787	564 872
7 MTL.SHAPING,CUTTNG TOOLS	157 102	477 887	271 449
733 MACH-TOOLS,METAL-WORKING	749 645	1 876 649	1 064 162
1 METAL FORMING MACH.TOOLS	611 513	1 353 232	768 299
9 OTH.MACH-TOOL,METALWRKNG	138 132	523 417	295 863
735 PARTS,NES,FOR MACH-TOOLS	374 599	1 681 321	955 399
1 WORK-HOLDERS,TOOL HOLDER	91 397	562 568	320 132
9 PARTS,NES,MCH-TOOL W.MTL	283 202	1 118 753	635 267
737 METALWORKING MACHNRY NES	912 996	1 737 343	988 584
1 FOUNDRY EQUIPMNT PTS NES	221 715	217 681	123 282
2 MTL-ROLLING MILLS,ROLLS	507 448	449 021	254 570
3 WELDING,BRAZING ETC.MACH	155 993	910 991	520 090
4 SOLDERING MACHINES ETC.	27 840	159 650	90 642
741 HEATNG,COOLNG EQUIP,PART	2 024 925	4 820 654	2 737 641
742 PUMPS FOR LIQUIDS,PARTS	946 726	4 109 518	2 339 133
1 PUMPS W.MEASURING DEVICE	14 910	78 565	44 891
2 FUEL PUMPS,IC.PISTON ENG	167 948	1 190 947	679 964
3 CONCRETE PUMPS	98 058	82 245	46 562
4 RECIPROCATING PUMPS,NES	137 608	659 757	375 370
5 ROTARY PUMPS, NES	109 093	516 551	294 065
6 CENTRIFUGAL PUMPS, NES	267 703	674 912	383 301
7 PUMPS,LIQUID ELEVATR ETC	25 904	82 297	46 766
9 PARTS,PUMPS,LIQ.ELEVATOR	185 502	824 244	468 214
743 PUMPS NES,CENTRIFUGS ETC	2 084 906	5 155 951	2 933 738
1 AIR,VACUUM PUMP,COMPRESS	678 254	1 436 513	818 107
4 FANS,COOKER HOODS W.FAN	295 668	728 159	414 123
5 CENTRIFUGES NES	81 664	381 681	217 236
6 MACHS.FILTER GAS,LIQUIDS	566 105	1 334 589	759 027
8 PARTS,AIR PUMPS,FANS ETC	178 383	584 331	332 364
9 PART,CENTRIFUGE,FILT.ETC	284 832	690 678	392 881
744 MECHANICAL HANDLNG EQUIP	3 557 853	4 838 079	2 750 390
1 WORK TRUCKS,TRACTORS,ETC	1 087 139	1 099 951	626 207
2 PULLEY TACKLE,WINCHS,ETC	111 208	229 196	130 291
3 DERRICKS;CRANES ETC.	571 052	419 441	238 884
4 JACKS,HOISTS FOR VEHICLE	172 521	182 107	103 594
7 GOODS ETC.ELEVATORS ETC.	414 531	889 112	504 226
8 LIFTING ETC.MACHINES NES	574 523	972 203	552 084
9 PARTS,HOISTS,LIFTS EQUIP	626 879	1 046 069	595 104
745 OTH.NONELEC MCH,TOOL,NES	1 507 168	6 177 519	3 516 275
1 NON-ELEC HAND TOOL,PARTS	84 026	550 461	312 079
2 INDUS WASHNG,BOTTLNG MCH	491 405	3 242 268	1 847 445
3 WEIGHING MCH,WEIGHTS,PTS	123 241	439 339	249 622
6 SPRAYING MACHINERY ETC.	468 758	1 352 740	769 028
9 OTH.NON-ELECT MACH,PARTS	339 738	592 711	338 101
746 BALL OR ROLLER BEARINGS	1 008 922	2 425 584	1 382 160
1 BALL BEARINGS	331 534	947 800	540 261
2 TAPERD ROLLER BEARNG ETC	219 809	419 713	239 334
3 SPHERICAL ROLLER BEARNGS	89 088	165 812	94 252
4 NEEDLE ROLLER BEARINGS	47 788	250 193	142 589
5 OTHER CYL.ROLLER BEARING	111 168	310 195	176 710
8 OTHR.BALL,ROLLER BEARING	17 793	71 539	40 655
9 PARTS,BALL,ROLLR BEARING	191 742	260 332	148 349
747 TAPS,COCKS,VALVES,ETC.	1 038 101	3 625 915	2 061 885
1 PRESSURE-REDUCING VALVES	34 013	79 310	45 155
2 DLEHYDRAULIC ETC.VALVES	101 697	690 537	392 565
3 CHECK VALVES	43 877	94 222	53 548
4 SAFETY,RELIEF VALVES	24 521	131 100	74 460
8 TAPS,COCKS,VALVE.ETC.NES	725 863	2 287 059	1 300 959

4 IMPORTS AND EXPORTS (SPECIAL TRADE) BY GROUPS AND SUBGROUPS OF THE SITC-REV. III  
4.2 EXPORTS

GROUP / SUBGROUP	1988 DT = 100 KG	1988 1 000 DM	1988 1 000 \$
7479 PARTS FOR TAPS, COCKS, ETC	108 130	343 687	195 198
748 TRANSMISSIONS SHAFTS ETC	2 367 523	3 588 474	2 041 546
1 TRANSMISSN SHAFTS, CRANKS	817 202	576 687	328 430
2 BEARNG HOUSNG, SHFT BRNGS	176 398	527 789	300 563
3 ARTICULTD LINK CHAIN, PTS	209 764	197 728	112 528
4 GEAR, GEAR BOX, PARTS, ETC.	420 913	1 091 477	620 053
5 FLYWHEELS AND PULLEYS	141 088	114 206	65 159
6 CLUTCHES, SHAFT COUPLINGS	72 102	266 808	151 757
9 PART, NES, SHAFTS, ETC.	530 056	813 779	463 056
749 NON-ELECT MACH. PARTS, ETC	940 037	2 269 506	1 288 979
1 MOULDNGS FOR MTL. FOUNDRY	283 282	964 722	548 808
2 GASKETS, ETC.	39 568	302 399	172 069
9 MACH PARTS, NON-ELECT NES	617 187	1 002 445	568 102
751 OFFICE MACHINES	327 420	1 924 642	1 096 786
1 TYPEWRITRS, WD-PROC MACHS	65 075	343 827	197 072
2 CALCULATNG, ACCTG, ETC. MCH	22 505	294 405	167 004
3 PHOTO, THERMOCOPY APPARAT	166 044	911 242	519 807
9 OTHER OFFICE MACHINE NES	73 796	375 168	212 903
752 AUTOMATC. DATA PROC. EQUIP	450 692	7 671 888	4 360 333
1 ANALOG OR HYBRID COMPUTR	204	7 989	4 519
2 DIGITAL COMPUTERS	45 662	1 027 155	586 376
3 DIGTL PROC, STORAGE UNITS	108 941	1 826 891	1 030 854
6 INPUT OR OUTPUT UNITS	129 770	1 753 920	997 056
7 STORAGE UNITS, DATA PROC.	150 662	2 703 296	1 540 546
9 DATA PROC EQUIPMENT, NES	15 453	352 637	200 982
759 PARTS, FOR OFFICE MACHINS	268 310	4 298 790	2 446 752
1 PARTS, OF COPYING MACHINE	68 897	450 499	257 034
9 PARTS, DATA PROC. ETC. MCH	199 413	3 848 291	2 189 718
761 TELEVISION RECEIVERS ETC	664 675	2 519 614	1 432 281
1 COLOUR TELEVISN RECEIVER	656 421	2 490 573	1 415 658
2 BLACK, WHITE TV RECEIVERS	8 254	29 041	16 623
762 RADIO-BROADCAST RECEIVER	110 232	743 543	425 104
1 MOTOR VEH. RADIO RECEIVER	39 175	522 279	299 142
2 PORTABLE RADIO RECEIVERS	31 462	107 528	61 121
8 OTHER RADIO RECEIVERS	39 595	113 736	64 841
763 SOUND RECORDER, PHONOGRPH	130 733	1 151 546	659 543
764 TELECOMM. EQUIP. PARTS NES	581 752	6 245 076	3 557 386
1 LINE TELEPHONE ETC. EQUIP	62 116	1 573 665	895 079
2 MICROPH. LOUDSPKRS. AMPLIF	105 864	330 603	188 078
3 TV, RADIO TRANSMITTRS ETC	16 119	675 032	386 743
8 TELECOMMUN. EQUIPMENT, NES	10 053	691 448	394 024
9 PARTS, TELECOMMUN. EQUIPT	387 600	2 974 328	1 693 462
771 ELECT POWER MACHNY. PARTS	820 870	1 997 099	1 135 810
1 TRANSFORMERS, ELECTRICAL	348 410	584 097	332 219
2 OTH. ELEC POWER MACH, PART	472 460	1 413 002	803 591
772 ELEC. SWITCH. RELAY. CIRCUIT	1 547 562	9 876 093	5 618 071
773 ELECTR DISTRIBT. EQPT NES	1 836 093	2 315 262	1 317 376
1 INSULTD WIRE, ETC. CONDUCTR	1 677 995	1 953 594	1 111 340
2 ELECTRC. INSULATING EQUIP	158 098	361 668	206 036
774 ELECTRO-MEDCL, XRAY EQUIP	132 342	2 443 244	1 388 213
1 ELECTRO-MEDICAL EQUIPMNT	37 532	599 638	341 820
2 X-RAY APPARATUS ETC. PART	94 810	1 843 606	1 046 393
775 DOM. ELEC, NON-ELEC. EQUIPT	3 940 550	5 486 313	3 123 772
1 HOUSEHOLD LAUNDRY EQUIPT	1 218 618	1 197 050	683 919
2 DOM. REFRIGERATRS, FREEZRS	784 624	760 655	432 901
3 DOMESTIC DISHWASHNG MACH	635 057	829 037	473 058
4 ELEC. SHAVERS, CLIPPERS, PTS	26 818	349 041	197 438
7 DOM. ELECT-MECHANICL APPL	345 249	706 397	401 989
8 ELECTRO-THERMIC APPL NES	930 184	1 644 133	934 467
776 TRANSISTORS, VALVES, ETC.	538 549	6 044 671	3 434 599
1 TV PICTURE TUBES, CRT, ETC	418 490	474 324	271 319
2 OTH. ELECTRONC VALV, TUBES	45 739	272 299	155 012
3 DIODES, TRANSISTORS ETC.	29 546	871 104	495 827
4 ELECTRONIC MICROCIRCUITS	24 611	4 182 480	2 373 449
8 ELECTRN COMP PTS, CRYSTALS	20 163	244 464	138 892
778 ELECTRIC. MACH. APPART. NES	4 018 584	8 647 176	4 924 570
1 BATTERIES, ACCUMULATORS	1 041 050	810 808	460 539
2 ELECTRIC LAMPS, BULBS ETC	314 487	1 032 780	588 158
3 AUTOMOTIVE ELECTRC. EQUIP	973 012	2 297 705	1 311 486
4 ELECTRO-MECH. HAND TOOLS	290 941	1 136 616	648 239
6 ELECTRICAL CAPACITORS	68 476	558 692	317 827
7 ELEC MCH WITH INDIV FUNCT	168 331	1 287 336	731 239
8 ELECT MACHNERY, EQUIP, NES	1 162 287	1 523 239	867 082
781 PASS. MOTOR VEHCLS. EX. BUS	28 401 361	58 213 454	33 264 725

4 IMPORTS AND EXPORTS (SPECIAL TRADE) BY GROUPS AND SUBGROUPS OF THE SITC-REV. III  
4.2 EXPORTS

GROUP / SUBGROUP	1988 DT = 100 KG	1988 1 000 DM	1988 1 000 \$
7811 SNOW VEHCL,GOLF CARS ETC	160	416	242
2 PASS.TRANSPORT VEHICLES	28 401 201	58 213 038	33 264 483
782 GOODS,SPCL TRANSPORT VEH	6 876 092	8 374 501	4 774 500
1 GOODS VEHICLES	5 937 701	7 203 629	4 109 530
2 SPECIAL PURPOSE VEHICLES	938 391	1 170 872	664 970
783 ROAD MOTOR VEHICLES NES	1 401 441	2 213 313	1 262 932
—1 PUB-TRANSPORT PASS VEHCL	426 264	910 725	522 301
2 ROAD TRACTOR, SEMITRAILER	975 177	1 302 588	740 631
784 PARTS,TRACTORS,MOTOR VEH	18 447 684	24 319 024	13 875 299
1 MOTOR VEHICLE CHASSIS	242 250	429 254	243 973
2 MOTOR VEHICLE BODIES	105 275	162 291	92 429
3 OTHER PARTS,MOTOR VEHICL	18 100 159	23 727 479	13 536 897
785 CYCLES,MOTORCYCLES ETC.	312 403	626 530	357 910
1 MOTORCYCLES ETC.	53 009	205 295	116 361
2 BICYCLES ETC.NON-MOTORZD	104 202	144 522	83 474
3 INVALID CARRIAGES,PARTS	155 192	276 713	158 075
786 TRAILERS,SEMI-TRAILR,ETC	2 613 600	1 998 961	1 142 395
1 HOUSING,CAMPING,TRAILERS	320 208	435 243	250 185
2 TRAILERS,TRANSPORT GOODS	632 491	439 341	250 249
3 TRANSPORT CONTAINERS	154 335	119 759	68 198
8 OTH.NONMOTR VEH,TRLR PTS	1 506 566	1 004 618	573 763
791 RAILWAY VEHICLES.EQUIPNT	917 467	988 963	561 817
0 CPL IND PLANT CHAPTER 86	380	568	344
1 ELEC.LOCOS NON-SELF-GENR	1 848	7 417	4 303
2 OTHR.LOCOMOTIVES,TENDERS	71 623	84 867	47 509
6 SLF-PROP.RAIL,TRAM,COACH	22 728	66 912	38 451
7 RAIL,TRAM.COACH,ETC.N.SP	45 847	64 358	36 629
8 RAIL,TRAM.FRGT CARS ETC	367 930	135 021	77 327
9 RAIL.TRACK FIXTURES,PRTS	407 111	629 820	357 254
792 AIRCRAFT,ASSOCTD.EQUIPNT	99 033	8 939 308	5 093 110
1 HELICOPTERS	1 511	221 783	124 254
2 AIRCRFT ETC.ULW <=2000KG	780	13 933	7 943
3 AIRCRFT,ULW 2001-15000KG	1 736	153 775	87 757
4 AIRCRFT ETC.ULW >15000KG	48 464	5 267 536	3 009 369
5 SPACECRFT ETC.LAUNCH VEH	487	139 887	78 063
6 AIRCRAFT NES,ASSOC EQUIP	1 368	30 477	17 236
9 PARTS,NES,AIRCRAFT,EQUIP	44 687	3 111 917	1 768 488
793 SHIP,BOAT,FLOAT.STRUCTRS	7 198 405	1 876 226	1 059 848
1 YACHTS,SPORTS VESSLS,ETC	58 492	155 057	88 604
2 SHIPS,BOATS,OTHR.VESSELS	4 231 707	1 573 011	887 193
3 VESSELS,OTH.FLOAT.STRUCT	2 777 517	92 517	52 197
5 SPEC.PURPOSE VESSELS ETC	77 100	15 537	8 960
7 TUGS AND PUSHER CRAFT	38 872	14 243	8 156
9 OTHR.FLOATING STRUCTURES	14 717	25 861	14 738
800 CPL IND PLANT CHAP 90/94	7 509	117 185	66 293
811 PREFABRICATED BUILDINGS	669 574	193 914	110 299
812 PLUMBNG,SANITRY,EQPT.ETC	1 098 375	1 023 030	581 289
1 BOILRS.RADIATRS,ETC.N.EL	918 842	883 542	501 755
2 CERAMIC PLUMBNG FIXTURES	179 533	139 488	79 534
813 LIGHTNG FIXTURES ETC.NES	519 943	1 227 305	698 705
1 LAMPS,LIGHT FITTINGS NES	375 637	960 413	546 685
2 ILLUMINATED SIGNS ETC.	11 132	30 512	17 376
8 PARTS,PORTABLE ELEC LAMP	473	2 655	1 502
9 PARTS,LIGHT FITTING, SIGNS	132 701	233 725	133 142
821 FURNITURE,CUSHIONS,ETC.	7 741 721	6 189 668	3 528 233
1 CONVERTIBLE SEATS,PARTS	1 486 212	2 044 705	1 167 601
2 MATTRESSES, ETC.	202 712	317 040	180 641
3 METAL FURNITURE NES	804 196	570 834	325 238
5 FURNITURE,NES,OF WOOD	4 355 448	2 692 798	1 533 154
7 FURNITURE NES,OTHR.MATRL	99 406	135 808	77 512
8 PARTS,MTL,WOOD FURNITURE	793 747	428 483	244 087
831 TRUNK,SUIT-CASES,BAG,ETC	147 413	451 088	256 348
1 HANDBAGS,NES	9 576	107 340	61 066
2 TRUNKS, SUIT-CASES,ETC.	63 052	126 450	71 810
3 TRAVEL SET,TOILT,SEW,ETC	757	2 893	1 614
9 TRAVEL GOODS NES	74 028	214 405	121 858
841 MENS,BOYS CLOTHNG,X-KNIT	243 712	1 861 995	1 057 116
1 OVERCOATS,DUTERWEAR,ETC.	39 399	318 637	178 719
2 SUITS AND ENSEMBLES	33 437	420 275	239 089
3 JACKETS AND BLAZERS	30 046	341 037	193 935
4 TROUSERS,BREECHES,ETC.	92 969	524 939	299 014
5 SHIRTS	41 288	233 068	132 674
6 UNDERWEAR,NIGHTWEAR ETC.	6 573	24 039	13 685
842 WOMEN,GIRL CLOTHNG,XKNIT	305 787	3 547 572	2 010 810
1 OVERCOATS,OTH.COATS ETC.	58 685	534 265	298 164



4 IMPORTS AND EXPORTS (SPECIAL TRADE) BY GROUPS AND SUBGROUPS OF THE SITC-REV. III  
4.2 EXPORTS

GROUP / SUBGROUP	1988 DT = 100 KG	1988 1 000 DM	1988 1 000 \$
8422 SUITS AND ENSEMBLES	24 687	360 075	205 080
3 JACKETS	40 222	570 642	322 919
4 DRESSES	20 351	373 122	213 700
5 SKIRTS & DIVIDED SKIRTS	70 907	747 584	424 697
6 TROUSERS, BREECHES ETC.	50 377	386 306	219 324
7 BLOUSES, SHIRT-BLOUSE, ETC.	31 725	533 605	303 041
8 UNDERWEAR, NIGHTWEAR ETC.	8 833	41 973	23 885
843 MENS, BOYS CLOTHING, KNIT	33 813	154 398	88 059
1 OVERCOATS, OUTERWEAR ETC.	1 650	12 364	7 045
2 SUITS, JACKETS, TROUSERS, ETC.	5 448	33 357	19 017
7 SHIRTS, MENS BOYS, KNIT	6 730	33 575	19 413
8 UNDERWEAR, NIGHTWEAR ETC.	19 985	75 102	42 584
844 WOMEN, GIRLS CLOTHING, KNIT	96 120	729 936	415 064
1 OVERCOATS, OTH. COATS ETC.	1 023	14 274	7 995
2 SUITS, DRESSES SKIRTS ETC.	42 947	394 878	224 526
7 BLOUSES, SHIRT-BLOUSE, ETC.	7 232	66 153	38 060
8 UNDERWEAR, NIGHTWEAR ETC.	44 918	254 631	144 483
845 OTHR. TEXTILE APPAREL, NES	197 009	1 597 437	906 248
1 BABIES' GARMNTS, CLTHS ACC	13 569	86 004	48 732
2 GARMENT, FELT, TXTL FABRIC	8 114	46 759	26 651
3 JERSYS, PULLOVS, ETC. KNIT	84 308	796 130	448 061
4 T-SHIRTS, OTHR. VESTS KNIT	33 811	212 192	121 699
5 BRASSIERES, CORSETS, ETC.	16 413	163 195	92 827
6 SWIMWEAR	4 193	80 797	47 250
8 OTH. GARMENTS, NOT KNITTED	18 075	107 873	61 419
9 OTHER GARMENTS KNITTED	18 526	104 487	59 609
846 CLOTHING ACCESSRS, FABRIC	158 785	794 483	449 723
1 ACCESSORIES, NOT KNITTED	37 945	281 847	158 599
2 HOSIERY, ETC. KNITTED	107 303	433 951	246 730
9 OTH. MADE-UP CLOTH. ACCESS	13 537	78 685	44 394
848 CLOTHING, NONTXTL; HEADGEAR	94 989	791 301	447 400
1 LEATHER APPAREL, ACCESSRS	26 761	302 982	171 264
2 PLASTC, RUBBR, APPAREL, ETC.	49 697	121 827	69 482
3 ARTICLES, ACCESSORIES, FUR	6 923	296 668	167 238
4 HEADGEAR, FITTINGS, NES	11 608	69 824	39 416
851 FOOTWEAR	389 749	1 536 446	874 005
1 FOOTWEAR, W. METAL TOE-CAP	11 259	35 211	20 099
2 SPORTS FOOTWEAR	23 717	102 007	58 236
3 FOOTWEAR, NES, RUBBER, PLST	33 215	72 752	41 416
4 OTH. FOOTWEAR, LTHR. UPPERS	171 517	974 897	554 149
5 OTH. FOOTWEAR, TEXTLE UPPR	19 410	56 633	32 000
7 FOOTWEAR, NES	7 715	3 180	1 779
9 PARTS FOOTWEAR, ETC.	129 916	291 766	166 326
871 OPTICAL INSTRUMENTS, NES	23 670	872 853	496 147
1 BINOCULARS, TELESCOPE ETC	2 370	62 803	35 586
3 NON-OPTIC. MICROSCOPE ETC	938	39 847	22 752
4 COMPND OPTIC. MICROSCOPES	8 227	320 803	183 174
9 LIQ. CRYSTAL DEVCS; LASERS	12 135	449 400	254 635
872 MEDICAL INSTRUMENTS NES	246 870	2 653 295	1 508 152
1 DENTAL INSTRUMENTS NES	20 532	434 116	246 904
2 OTHR. MEDICAL INSTRUMENTS	148 228	1 765 309	1 003 054
3 THERAPEUTIC APPARATUS	32 510	294 782	167 450
4 MEDICAL, BARBER'S FURNITRE	45 600	159 088	90 744
873 METERS, COUNTERS, NES	116 803	767 693	437 479
1 GAS, LIQUID, ELECTR. METERS	89 222	318 118	181 087
2 REV. COUNTERS, METERS ETC.	27 581	449 575	256 392
874 MEASURE, CONTRDL INSTRMNT	647 762	10 031 623	5 704 301
1 COMPASSES, SURVEY INSTRMNT	11 624	506 796	287 605
2 DRAWING, MEASURG. INSTRMNT	225 581	2 884 127	1 638 116
3 GAS, LIQ. MEAS. CONTRL. INST	84 094	890 829	507 251
4 INSTRUMENTS, ANALYSIS ETC	59 731	1 438 195	817 428
5 MEAS. CONTRL. SCI INST. NES	88 544	1 177 620	670 309
6 AUTOMATIC CONTROL INSTRMT	134 939	1 595 607	908 016
7 OSCILLOSCOPES, ETC.	38 551	1 433 716	815 874
9 PARTS, MACH, INSTRMNT, NES	4 698	104 733	59 702
881 PHOTOGRAPH APPAR. ETC. NES	148 679	1 416 855	806 711
1 CAMERAS, FLASH EQUIPT, ETC	33 569	544 421	308 781
2 CINE. CAMERAS, PROJECT. ETC	4 346	120 193	68 324
3 PHOTO, CINE. EQUIPMENT NES	110 764	752 241	429 606
882 PHOTO. CINEMATOGRPH. SUPPL	1 260 287	2 385 425	1 357 961
1 PHOTO CHEM. GOODS, RETAIL	370 049	283 635	161 533
2 PHOTO FILM FLAT UNEXPOSD	443 721	789 189	449 753
3 PHOTO. FILM ROLL UNEXPOSD	128 480	680 731	387 593
4 PHOTO PAPER ETC. UNEXPOSD	314 419	534 848	304 013
5 PHOTO FILM, EXPOSD, UNDEVD	429	3 172	1 783
6 PHOTO FILM, EXPOSED DEVPD	3 189	93 850	53 286
883 CINE. FILM EXPOSD. DEVELPD	1 734	10 929	6 140
1 CINE FILM, 35MM+, DEVELOPED	1 449	8 060	4 545
9 OTH. CINE FILM EXPOSD, DEVD	285	2 869	1 595
884 OPTICAL GOODS NES	27 737	1 196 037	681 756

4 IMPORTS AND EXPORTS (SPECIAL TRADE) BY GROUPS AND SUBGROUPS OF THE SITC-REV. III  
4.2 EXPORTS

GROUP / SUBGROUP	1988 DT = 100 KG	1988 1 000 DM	1988 1 000 \$
8841 OPTC.FIBR.LENS ETC.UNMNT	11 150	355 183	202 654
2 SPECTACLES AND FRAMES	9 990	518 167	295 102
3 LENSES,PRISMS,ETC.MOUNTD	6 597	322 687	184 000
885 WATCHES AND CLOCKS	114 572	1 388 938	790 213
891 ARMS AND AMMUNITION	60 814	292 104	165 995
1 ARMD.FIGHT.VEHCL,WEAPONS	2 121	63 517	36 019
2 BOMB,MINES,MISSL.AMM.ETC	47 879	116 270	66 184
3 NON-MILITARY ARMS	8 652	86 552	49 228
9 PARTS,ACCESSOR.OF WEAPON	2 162	25 765	14 564
892 PRINTED MATTER	6 166 435	4 709 980	2 677 597
1 PRINTED BOOKS,GLOBES ETC	784 953	1 208 358	687 668
2 NEWSPAPER,PERIODICAL,ETC	1 987 824	1 329 389	757 075
4 POSTCARDS,TRANSFERS ETC.	61 527	158 797	90 265
8 PRINTED MATTER, NES	3 332 131	2 013 436	1 142 589
893 ARTICLES,NES,OF PLASTICS	5 849 282	5 623 292	3 204 020
1 PLASTIC CONTAINERS ETC.	2 794 005	2 001 616	1 140 850
2 BUILDERS'WARE, PLASTICS	661 521	744 780	423 311
3 PLASTIC FLR,WALL,COVERNG	839 995	561 806	320 123
5 PLASTIC ARTICLES NES	1 553 761	2 315 090	1 319 736
894 BABY CARRIAGE,TOYS,GAMES	904 932	1 593 300	902 871
1 BABY CARRIAGES,PARTS,NES	29 496	41 047	23 544
2 CHILDREN'S TOYS	400 232	768 661	434 899
3 FUNFAIR, TABLE GAME ARTCL	108 380	175 243	99 143
4 FESTIVE ARTICLES ETC.NES	30 630	91 215	50 915
6 FAIRGROUND AMUSEMNTS ETC	48 458	71 678	41 384
7 SPORTS GOODS	287 736	445 456	252 986
895 OFFICE,STATIONERY SUPPLS	388 590	1 171 392	664 981
1 BASE METAL OFFICE SUPPLS	149 239	97 681	55 636
2 PENS,PENCILS,FOUNTN.PENS	141 790	751 859	426 416
9 OTH.OFFICE,STATNRY.SUPPL	97 561	321 852	182 929
896 WORKS OF ART,ANTIQUE ETC	13 107	2 381 567	1 358 759
1 HAND PAINTNGS,DRAWNG ETC	2 470	1 837 244	1 049 888
2 ORIGINAL PRINTS ETC.	286	71 994	40 902
3 ORIGINAL SCULPTURES ETC.	5 522	165 277	93 044
4 STAMPS FOR PHILATELY	821	63 716	36 355
5 COLLECTIONS SCIENTFC.ETC	862	100 413	56 543
6 ANTIQUES OVER 100YRS OLD	3 146	142 923	82 027
897 GOLD,SILVERWARE,JEHL NES	10 988	1 179 832	670 371
898 MUSICAL INSTRUMENTS,ETC.	897 202	2 901 439	1 653 385
1 STRING MUSICAL INSTRUMNT	29 685	158 083	90 089
2 MUSICAL INSTRUMENTS NES	15 151	121 793	69 138
4 MAGNETIC TAPE,UNRECORDED	505 998	1 138 744	650 458
5 OTH.BLANK RECORDNG MEDIA	40 212	219 039	125 026
6 MAGNETIC TAPES, RECORDED	37 549	207 843	118 494
7 OTHER RECORDED MEDIA	252 411	940 132	534 302
9 PARTS,MUSICAL INSTRUMENT	16 196	115 805	65 878
899 MISC MANUFCTRD GOODS NES	680 416	1 571 356	893 434
1 CARVED,MOULDED GOODS NES	6 035	22 953	13 084
2 ARTIFICIAL FLOWERS ETC.	7 521	39 125	22 180
3 CANDLES,MATCHES,ETC.	296 649	204 430	116 003
4 UMBRELLAS,WALKING-STICKS	82 366	79 381	45 255
6 ARTIFICIAL AIDS,DISABLED	11 114	458 550	260 332
7 BASKETS,BROOMS,BRUSH,ETC	172 694	317 369	180 421
8 SMALL-WARES,TOILETRS NES	76 871	380 718	216 526
9 MANUFACTURED GOODS,NES.	27 166	68 830	39 233
911 MAIL NOT CLASSED BY KIND <sup>1)</sup>	-	-	-
931 SPEC.TRANSACTION NOT CLASSD <sup>2)</sup>	5 149 641	5 441 341	3 100 921
941 COMPL IND PLANT CHAPT 99	135 970	234 993	133 521
961 COIN NONGOLD NONCURRENT <sup>1)</sup>	4 267	27 378	15 597
971 GOLD.NONMONTY EXCL DRES <sup>1)</sup>	2 562	1 115 754	641 059
972	400	142 517	81 028
TOTAL	1 834 610 952	567 653 979	323 277 141

1) SEE INTRODUCTION, CIPHER 2.3.

2) INCL.COMPOSITE INDUSTRIAL PLANT N.E.S..

5 IMPORTS AND EXPORTS (SPECIAL TRADE) BY CONTINENTS AND COUNTRIES  
(COUNTRIES OF PRODUCTION AND CONSUMPTION)

COUNTRY	IMPORTS		EXPORTS	
	1988	1988	1988	1988
	1 000 DM	1 000 \$	1 000 DM	1 000 \$
EUROPE	313 424 892	178 685 497	434 185 439	247 426 275
FRANCE	53 052 048	30 273 352	71 271 591	40 645 205
BELGIUM LUX	31 160 128	17 774 435	42 040 193	23 988 581
NETHERLANDS	45 420 995	25 893 672	49 189 008	28 030 940
ITALY	40 216 777	22 928 540	51 652 404	29 457 431
UNITED KINGDOM	30 442 596	17 342 562	52 873 733	30 091 547
IRELAND	3 662 172	2 085 471	2 441 439	1 389 649
DENMARK	8 280 581	4 720 853	11 281 505	6 429 564
GREECE	3 199 820	1 821 280	5 523 884	3 148 418
PORTUGAL	3 081 315	1 755 503	4 574 904	2 604 135
SPAIN	8 845 503	5 054 549	17 346 094	9 892 126
CANARY IS	108 890	63 992	535 327	303 860
CEUTA MEL	362	212	27 497	15 585
ICELAND	275 586	157 253	318 292	180 050
FAROE IS	66 502	38 206	7 146	4 066
NORWAY	6 154 848	3 512 089	5 130 158	2 923 906
SWEDEN	10 748 711	6 124 974	16 650 229	9 490 171
FINLAND	4 642 202	2 645 227	6 271 677	3 569 585
SWITZERLAND	19 652 770	11 207 471	34 442 338	19 624 430
AUSTRIA	18 916 934	10 772 798	31 867 984	18 136 678
ANDORRA	4 624	2 623	77 516	43 821
GIBRALTAR	590	336	12 335	6 898
VATICAN CITY	1 868	1 082	2 643	1 512
MALTA	363 929	206 715	341 292	193 802
YUGOSLAVIA	5 330 191	3 036 403	6 122 702	3 488 465
TURKEY	3 781 084	2 156 800	4 488 421	2 560 715
SOVIET UNION	6 876 927	3 912 996	9 423 750	5 366 785
POLAND	2 911 049	1 656 961	2 888 324	1 641 564
CZECHOSLOVAKIA	2 198 897	1 251 425	2 438 554	1 385 086
HUNGARY	2 262 639	1 285 980	2 759 311	1 572 017
ROMANIA	1 388 793	789 558	572 316	327 214
BULGARIA	321 745	182 803	1 565 029	891 318
ALBANIA	53 816	29 996	37 843	21 151
AFRICA	14 288 322	8 135 405	15 863 098	9 008 511
MOROCCO	679 001	388 822	747 095	425 229
ALGERIA	1 623 374	923 480	1 380 322	784 855
TUNISIA	688 914	393 636	793 895	450 985
LIBYA	2 680 048	1 518 611	1 083 998	617 185
EGYPT	325 302	185 953	1 968 215	1 117 372
SUDAN	60 577	34 743	172 079	97 036
MAURITANIA	8 189	4 755	58 095	33 462
MALI	12 701	7 166	39 371	22 325
BURKINA FASO	2 998	1 748	29 435	16 561
NIGER	676	395	30 019	16 932
CHAD	19 192	11 029	5 861	3 310
CAPE VERDE	241	138	11 291	6 402
SENEGAL	23 573	13 353	67 800	38 537
GAMBIA	3 657	2 017	35 451	20 243
GUINEA BISSAU	139	78	6 125	3 411
GUINEA	69 265	39 729	38 350	21 480
SIERRA LEONE	59 058	33 495	33 427	18 713
LIBERIA	292 226	166 350	73 315	41 261
IVORY COAST	472 000	270 571	134 863	76 278
GHANA	261 731	148 096	168 700	95 667
TOGO	25 769	14 653	55 986	31 703
BENIN	2 813	1 584	31 827	18 014
NIGERIA	1 205 844	689 491	906 243	515 127
CAMEROON	252 289	142 946	148 119	84 224
CENT AFR REP	6 150	3 474	16 425	9 300
EQUAT GUINEA	8 453	4 835	4 889	2 750
S TOME PRINC	13 097	7 519	1 100	613
GABON	14 715	8 411	88 594	49 937
CONGO	83 538	47 082	33 972	19 333
ZAIRE	398 585	225 882	209 913	119 826
RWANDA	104 264	59 974	46 073	26 018
BURUNDI	89 525	51 048	33 995	19 258
ST HELENA	41	25	51	28
ANGOLA	441 169	252 755	118 673	67 401
ETHIOPIA	143 580	81 122	216 171	122 911
DJIBOUTI	411	234	8 572	4 878
SOMALIA	936	529	43 674	24 620
KENYA	268 864	152 460	285 834	162 030
UGANDA	45 938	25 835	54 765	31 228
TANZANIA	122 899	70 266	157 694	89 896
SEYCHELLES	2 930	1 632	9 711	5 446
BRIT IND OC	34	18	119	66
MOZAMBIQUE	8 917	5 050	48 668	27 663
MADAGASCAR	47 265	26 936	46 691	26 556
REUNION	4 449	2 587	75 966	43 253
MAURITIUS	184 992	104 585	100 068	56 490
COMOROS	3 076	1 735	2 308	1 304
MAYOTTE	1	-	197	111
ZAMBIA	34 025	19 184	122 214	68 756
ZIMBABWE	373 706	210 535	181 612	103 041
MALAWI	41 049	23 489	40 006	22 423
REP S AFRICA	3 024 883	1 726 551	5 867 632	3 331 290
BOTSWANA	38 339	21 541	14 319	8 256
SWAZILAND	8 394	4 691	9 034	5 123
LESOTHO	4 520	2 571	4 276	2 394
AMERICA	46 170 878	26 263 976	60 459 317	34 418 471
USA	29 095 178	16 566 446	45 678 054	26 016 568
CANADA	3 625 792	2 063 175	4 844 519	2 758 835
GREENLAND	65 980	37 133	4 147	2 334
ST PIERRE	654	363	313	164
MEXICO	757 419	430 958	1 688 841	962 148

5 IMPORTS AND EXPORTS (SPECIAL TRADE) BY CONTINENTS AND COUNTRIES  
(COUNTRIES OF PRODUCTION AND CONSUMPTION)

COUNTRY	IMPORTS		EXPORTS	
	1988 1 000 DM	1988 1 000 \$	1988 1 000 DM	1988 1 000 \$
BERMUDA	2 580	1 394	17 843	10 158
GUATEMALA	154 729	88 008	133 403	75 632
BELIZE	727	404	2 073	1 146
HONDURAS	165 863	95 222	39 174	22 124
EL SALVADOR	309 429	176 262	64 282	36 356
NICARAGUA	87 545	49 461	25 801	14 576
COSTA RICA	295 109	168 204	82 139	46 466
PANAMA	274 961	156 776	99 812	56 979
ANGUILLA	6	4	110	62
CUBA	128 296	71 986	158 881	90 310
ST CHRISTOPH	16	10	158	85
HAITI	12 902	7 342	51 768	29 218
BAHAMAS	12 235	6 967	29 504	16 709
TURKS CAICOS	3	-	424	240
DOMINIC REP	29 557	16 575	56 365	32 158
AM VIRGIN IS	146	82	3 474	1 981
GUADELOUPE	514	300	49 401	27 957
ANTIGUA	3 416	1 877	3 211	1 798
DOMINICA	379	214	2 274	1 281
BRIT VIRG IS	26	12	778	433
MARTINIQUE	27 952	16 017	53 280	30 068
CAYMAN IS	1 644	919	20 614	12 228
JAMAICA	72 969	41 174	37 756	21 449
ST LUCIA	786	444	3 728	2 096
ST VINCENT	1 453	784	2 340	1 318
BARBADOS	3 223	1 833	23 063	13 058
TRINIDAD TOB	21 270	12 156	48 105	27 322
GRENADA	10 546	6 001	3 646	2 042
ARUBA	2 720	1 478	6 168	3 478
NETH ANTILL	8 281	4 708	34 228	19 313
COLOMBIA	1 265 475	720 224	606 353	343 936
VENEZUELA	1 094 534	623 951	1 342 018	761 007
GUYANA	23 013	13 093	9 065	5 148
SURINAME	46 534	26 556	14 262	8 047
FRENCH GUIAN	1 520	844	104 759	58 198
ECUADOR	252 514	143 891	209 946	119 522
PERU	293 131	165 870	277 951	158 277
BRAZIL	4 952 213	2 809 320	2 709 762	1 538 021
CHILE	1 175 417	669 746	620 260	350 637
BOLIVIA	23 958	13 585	57 025	32 398
PARAGUAY	57 557	32 564	68 344	38 809
URUGUAY	206 630	117 765	112 601	63 706
ARGENTINA	1 602 127	900 811	1 057 043	602 531
FALKLAND IS	1 949	1 067	251	144
ASIA	62 167 501	35 337 882	52 048 990	29 536 772
CYPRUS	73 619	42 158	326 166	184 100
LEBANON	21 205	11 971	288 650	162 387
SYRIA	211 276	117 945	306 356	175 072
IRAQ	369 352	211 032	1 560 529	883 742
IRAN	1 119 031	636 643	2 890 888	1 643 991
ISRAEL	1 260 630	721 322	2 328 203	1 322 693
JORDAN	38 134	22 333	311 089	176 904
SAUDI ARABIA	1 164 236	656 652	2 684 502	1 525 010
KUWAIT	170 070	96 369	706 425	402 087
BAHRAIN	26 524	15 184	154 889	88 042
QATAR	14 846	8 466	184 392	104 761
ARAB EMIRAT	152 708	86 881	1 025 821	582 511
OMAN	13 293	7 731	166 223	94 523
NORTH YEMEN	263 330	146 467	141 781	81 113
SOUTH YEMEN	93 374	53 021	48 134	27 760
AFGHANISTAN	55 491	31 639	32 003	18 055
PAKISTAN	583 414	333 503	915 069	521 404
INDIA	1 819 697	1 039 504	2 934 230	1 667 675
BANGLADESH	150 054	85 153	181 043	102 495
MALDIVES	5 274	3 006	6 328	3 605
SRI LANKA	240 585	136 789	183 448	103 243
NEPAL	121 443	69 236	85 226	48 532
BHUTAN	49	26	1 807	1 019
BURMA	12 175	7 015	79 266	45 384
THAILAND	1 600 006	910 544	1 590 976	900 921
LAOS	283	145	1 541	872
VIETNAM	23 295	13 093	28 082	16 229
KAMPUCHEA	38	20	850	482
INDONESIA	964 550	548 680	1 399 682	790 749
MALAYSIA	1 662 772	945 290	872 882	494 792
BRUNEI	2 724	1 580	52 252	29 758
SINGAPORE	1 830 296	1 040 983	2 521 699	1 427 944
PHILIPPINES	886 367	503 699	681 928	385 141
MONGOLIA	2 068	1 157	19 248	11 000
CHINA	4 343 385	2 462 289	4 918 935	2 785 927
NORTH KOREA	78 522	45 217	71 390	39 874
SOUTH KOREA	4 528 660	2 570 638	3 257 695	1 843 558
JAPAN	28 365 699	16 136 109	13 111 084	7 456 217
TAIWAN	4 940 070	2 805 731	3 115 332	1 768 118
HONG KONG	4 597 053	2 608 051	2 857 232	1 615 888
MACAO	361 923	204 616	5 714	3 194
AUSTRALIA AND OCEANIA	3 277 882	1 862 113	4 273 585	2 421 437
AUSTRALIA	2 119 187	1 204 939	3 689 030	2 090 177
PAPUA NEW G	511 420	292 417	28 103	16 020
AUST OCEANIA	209	114	726	412
NAURU	157	86	359	204
NEW ZEALAND	474 891	267 791	471 037	267 122
SOLOMON IS	3 778	2 113	1 106	619
TUVALU	5	3	56	32
AMER OCEANIA	2 433	1 371	6 792	3 876

5 IMPORTS AND EXPORTS (SPECIAL TRADE) BY CONTINENTS AND COUNTRIES  
(COUNTRIES OF PRODUCTION AND CONSUMPTION)

COUNTRY	IMPORTS		EXPORTS	
	1988 1 000 DM	1988 1 000 \$	1988 1 000 DM	1988 1 000 \$
NEW CALEDON	136 436	76 691	30 212	17 109
WALLIS FUTUN	19	11	21	13
KIRIBATI	5 525	3 091	133	72
PITCAIRN	27	15	-	-
N ZEAL OCEAN	1 015	578	601	332
FIJI	1 913	1 101	6 206	3 476
VANUATU	17 467	9 852	179	99
TONGA	33	19	5 832	3 096
WEST SAMOA	2 185	1 241	2 944	1 663
FR POLYNESIA	870	502	29 242	16 536
POLAR REG	312	178	1 006	578
MISCELLANEOUS	279 947	158 519	823 550	465 675
SHIPS SUPPL	273 358	154 879	821 856	464 721
UNID COUNTR	6 589	3 640	1 694	954
TOTAL	439 609 422	250 443 392	567 653 979	323 277 141

6 IMPORTS AND EXPORTS (SPECIAL TRADE) BY GROUPS OF THE SITC-REV. III AND BY COUNTRIES OF PRODUCTION AND CONSUMPTION 1988

GROUP COUNTRY	DT = 100 KG	1 000 DM	1 000 \$	GROUP COUNTRY	DT = 100 KG	1 000 DM	1 000 \$
001 LIVE ANIMALS <sup>1)</sup>							
IMPORTS	2 232 071	714 404	406 567	BRAZIL	212	1 141	638
FRANCE	281 460	171 579	97 832	BOLIVIA	17	161	90
BELGIUM LUX	124 878	43 313	24 656	ARGENTINA	31	183	107
NETHERLANDS	1 477 352	363 457	206 434	CYPRUS	10	162	90
ITALY	4 018	1 814	1 012	LEBANON	1 359	433	250
UNTD KINGDOM	21 843	13 608	7 770	SYRIA	376	966	544
IRELAND	455	512	281	IRAQ	141	74	43
DENMARK	19 330	9 332	5 307	IRAN	68	4 243	2 456
SPAIN	70	154	88	ISRAEL	459	185	110
ICELAND	613	369	209	JORDAN	2 413	1 358	740
NORWAY	96	108	60	SAUDI ARABIA	6 649	5 970	3 485
SWEDEN	209	224	129	KUWAIT	4 068	1 731	1 006
FINLAND	33	81	46	QATAR	166	273	156
SWITZERLAND	5 273	2 921	1 668	ARAB EMIRAT	3 133	1 321	750
AUSTRIA	81 549	19 899	11 373	OMAN	872	633	350
SOVIET UNION	2 274	1 038	576	NORTH YEMEN	330	375	223
POLAND	136 607	45 107	26 032	PAKISTAN	52	716	409
CZECHOSLOVA	12 372	5 298	3 029	INDIA	19	280	167
HUNGARY	58 558	17 508	9 731	SRI LANKA	16	174	99
EGYPT	17	70	40	THAILAND	42	254	147
SENEGAL	38	468	266	INDONESIA	2	107	61
GUINEA	14	320	184	MALAYSIA	74	462	264
LIBERIA	9	189	108	PHILIPPINES	34	494	278
TOGO	25	125	71	CHINA	1 114	1 751	1 022
CAMEROON	13	475	272	SOUTH KOREA	43	287	165
KENYA	36	72	42	JAPAN	188	2 781	1 589
TANZANIA	41	287	160	TAIWAN	86	458	261
MADAGASCAR	4	112	67	HONG KONG	1	75	44
REP S AFRICA	20	94	54	AUSTRALIA	10	65	36
USA	1 673	5 591	3 178	011 BOVINE MEAT			
CANADA	1 341	2 204	1 240	IMPORTS	2 249 982	1 738 557	992 184
MEXICO	1	54	31	FRANCE	680 331	485 336	276 505
BELIZE		100	59	BELGIUM LUX	143 459	105 346	60 490
HONDURAS	23	289	163	NETHERLANDS	422 920	254 147	146 110
GUYANA	26	354	203	ITALY	74 472	30 663	17 463
SURINAME	6	54	32	UNTD KINGDOM	26 006	25 399	14 398
PERU	2	105	59	IRELAND	77 025	82 674	47 106
BRAZIL	93	161	91	DENMARK	207 208	119 231	68 135
CHILE	14	138	76	SPAIN	25 684	9 691	5 343
ARGENTINA	464	1 020	588	AUSTRIA	59 008	20 213	11 673
ISRAEL	29	68	39	ANDORRA	178	70	37
PAKISTAN	16	120	67	YUGOSLAVIA	155	207	123
INDIA	12	112	64	POLAND	3 320	2 315	1 354
SRI LANKA	23	80	44	CZECHOSLOVA	27 381	30 092	17 215
THAILAND	23	236	136	HUNGARY	685	790	449
INDONESIA	238	1 017	573	ROMANIA	3 598	2 521	1 451
MALAYSIA	17	216	125	ZIMBABWE	19 515	17 974	10 370
SINGAPORE	374	983	565	BOTSWANA	28 023	17 393	9 631
PHILIPPINES	40	989	568	USA	8 335	9 662	5 464
CHINA	26	569	323	BRAZIL	101 315	100 771	57 005
SOUTH KOREA	6	100	58	PARAGUAY	1 740	1 062	607
HONG KONG	47	565	321	URUGUAY	27 226	27 937	16 153
AUSTRALIA	38	72	40	ARGENTINA	296 721	382 697	217 994
EXPORTS	1 699 439	735 462	418 041	AUSTRALIA	14 697	11 535	6 583
FRANCE	181 487	73 642	41 724	NEW ZEALAND	759	771	435
BELGIUM LUX	445 559	141 557	80 625	EXPORTS	4 313 951	2 256 144	1 280 511
NETHERLANDS	376 350	123 366	69 776	FRANCE	904 702	610 327	346 606
ITALY	336 381	177 404	101 078	BELGIUM LUX	21 859	18 468	10 434
UNTD KINGDOM	1 783	3 332	1 916	NETHERLANDS	40 007	27 348	15 582
IRELAND	219	171	99	ITALY	911 058	672 447	380 515
DENMARK	2 186	4 776	2 723	UNTD KINGDOM	201 605	113 634	63 614
GREECE	4 430	2 914	1 650	IRELAND	2 738	1 956	1 080
PORTUGAL	24 485	11 332	6 446	DENMARK	114 660	77 661	43 995
SPAIN	147 483	69 925	39 588	GREECE	543 652	362 989	207 080
NORWAY	38	137	78	PORTUGAL	24 694	15 860	9 104
SWEDEN	379	1 409	810	SPAIN	2 670	2 752	1 538
FINLAND	512	1 752	994	CANARY IS	2 343	2 093	1 203
SWITZERLAND	9 704	17 835	10 098	CEUTA MEL	374	141	85
AUSTRIA	5 147	7 026	4 005	SWEDEN	93	79	43
YUGOSLAVIA	3 782	1 488	837	FINLAND	400	483	279
TURKEY	67 203	21 445	12 078	SWITZERLAND	193	298	167
SOVIET UNION	26 011	10 880	6 224	AUSTRIA	1 131	661	360
POLAND	3 709	1 863	1 062	GIBRALTAR	530	196	114
CZECHOSLOVA	1 849	2 141	1 219	MALTA	264	193	108
HUNGARY	342	394	220	YUGOSLAVIA	216 343	38 845	21 950
BULGARIA	146	656	381	TURKEY	46 593	12 858	7 202
MOROCCO	9	134	78	SOVIET UNION	136 089	34 648	19 911
ALGERIA	1 503	1 538	880	POLAND	243 101	40 889	22 980
TUNISIA	13 154	4 532	2 591	HUNGARY	46 075	7 169	4 025
LIBYA	11 367	3 238	1 866	BULGARIA	76 310	12 176	6 902
EGYPT	1 225	6 991	4 013	ALBANIA	6 725	922	505
SUDAN	60	190	111	TUNISIA	657	95	56
NIGERIA	5	291	173	LIBYA	2 868	1 063	599
KENYA	79	174	97	EGYPT	393 766	95 667	54 622
UGANDA	3 524	765	434	SENEGAL	1 157	132	77
TANZANIA	358	197	118	LIBERIA	5 570	600	346
REP S AFRICA	917	1 762	998	IVORY COAST	44 810	4 547	2 623
USA	1 592	7 213	4 141	TOGO	4 209	697	383
CANADA	541	1 635	929	BENIN	611	73	43
MEXICO	154	389	221	NIGERIA	557	117	64
COLOMBIA	3 277	3 144	1 773	EQUAT GUINEA	328	53	30
PERU	355	412	238	GABON	7 803	1 114	642

1) NUMBERS OF HORSES SEE PAGE 385.

6 IMPORTS AND EXPORTS (SPECIAL TRADE) BY GROUPS OF THE SITC-REV. III AND BY COUNTRIES OF PRODUCTION AND CONSUMPTION 1988

GROUP COUNTRY	DT = 100 KG	1 000 DM	1 000 \$	GROUP COUNTRY	DT = 100 KG	1 000 DM	1 000 \$
CONGO	5 133	599	341	LESOTHO	1 088	88	53
ZAIRE	9 925	1 261	714	NETH ANTILL	738	265	158
COMOROS	4 531	615	351	LEBANON	2 716	232	135
MAYOTTE	486	87	49	IRAQ	103	54	32
REP S AFRICA	19 369	2 800	1 553	ISRAEL	171	105	62
LESOTHO	1 641	250	149	BAHRAIN	1 370	144	81
USA	65	86	51	AFGHANISTAN	325	88	52
BARBADOS	48	67	38	PHILIPPINES	3 006	446	241
LEBANON	12 333	2 040	1 179	CHINA	310	387	218
IRAQ	12 585	4 292	2 421	JAPAN	305	75	43
IRAN	145 216	58 337	33 669	HONG KONG	50 692	6 924	3 900
JORDAN	9 034	2 667	1 511				
SAUDI ARABIA	56 239	14 289	8 182	016 MEAT, ED. OFFL, DRY, SLT, SMK			
KUWAIT	14 229	4 313	2 511	IMPORTS	75 367	110 683	63 078
BAHRAIN	211	75	43	FRANCE	7 258	7 087	4 045
QATAR	566	203	117	BELGIUM LUX	27 933	30 172	17 213
ARAB EMIRAT	4 017	2 148	1 222	NETHERLANDS	5 912	8 982	5 127
OMAN	132	113	66	ITALY	25 780	52 175	29 688
PHILIPPINES	9 829	2 041	1 133	UNTD KINGDOM	369	325	185
HONG KONG	720	370	207	DENMARK	5 740	7 138	4 086
				SWEDEN	45	107	61
012 OTHER MEAT, MEAT OFFAL				SWITZERLAND	1 843	4 236	2 413
IMPORTS	8 714 270	3 294 453	1 874 712	YUGOSLAVIA	267	319	181
FRANCE	560 276	258 039	146 899	EXPORTS	166 806	107 491	61 020
BELGIUM LUX	709 980	295 559	168 461	FRANCE	18 215	22 302	12 675
NETHERLANDS	4 940 468	1 647 557	938 880	BELGIUM LUX	5 470	6 964	3 956
ITALY	91 705	41 961	23 927	NETHERLANDS	5 512	4 460	2 542
UNTD KINGDOM	541 495	180 837	102 905	ITALY	2 611	2 669	1 526
IRELAND	94 488	33 435	18 986	UNTD KINGDOM	121 280	62 273	35 351
DENMARK	828 401	323 116	184 121	IRELAND	5 097	2 991	1 669
GREECE	1 184	516	297	DENMARK	2 502	2 169	1 226
SPAIN	14 321	11 412	6 557	CANARY IS	236	395	224
ICELAND	167	57	34	SWEDEN	1 281	870	500
SWEDEN	795	213	123	SWITZERLAND	198	341	193
SWITZERLAND	687	75	43	AUSTRIA	63	82	46
AUSTRIA	4 437	5 113	2 840	REP S AFRICA	1 937	726	413
YUGOSLAVIA	23 357	14 368	8 151	USA	461	646	365
TURKEY	275	370	211	THAILAND	44	110	60
POLAND	200 866	117 856	66 430	HONG KONG	105	167	93
CZECHOSLOVA	78 600	41 826	23 697				
HUNGARY	230 858	106 062	59 781	017 MEAT, OFFL, PRPD, PRSVD, NES			
ROMANIA	42 998	22 498	12 878	IMPORTS	1 200 864	713 365	406 717
BULGARIA	1 375	661	373	FRANCE	86 955	83 897	47 765
REP S AFRICA	7 260	6 290	3 452	BELGIUM LUX	164 779	103 367	58 988
USA	12 925	3 580	2 048	NETHERLANDS	194 408	112 149	64 006
CANADA	1 670	978	567	ITALY	66 430	73 956	42 125
MEXICO	486	177	104	UNTD KINGDOM	914	700	406
PERU	121	67	40	IRELAND	10 480	8 745	5 028
BRAZIL	29 457	19 980	11 266	DENMARK	165 519	93 077	53 023
CHILE	1 782	554	304	SPAIN	160	114	63
URUGUAY	19 630	8 874	5 199	SWEDEN	12 497	6 059	3 445
ARGENTINA	62 250	35 271	19 506	SWITZERLAND	271	502	285
CYPRUS	205	127	73	AUSTRIA	247	227	133
ISRAEL	1 209	3 125	1 784	YUGOSLAVIA	43 792	14 188	8 116
THAILAND	12 575	9 104	5 123	POLAND	84 783	31 725	18 051
INDONESIA	170	151	85	CZECHOSLOVA	17 650	7 398	4 238
CHINA	8 214	2 879	1 630	HUNGARY	96 720	53 232	30 339
AUSTRALIA	29 925	17 781	10 152	ROMANIA	49 153	13 958	7 984
NEW ZEALAND	159 235	83 754	47 650	USA	20 033	5 162	2 959
EXPORTS	1 702 159	545 873	310 427	CANADA	4 038	978	578
FRANCE	187 391	78 102	44 250	ST PIERRE	100	60	34
BELGIUM LUX	120 407	14 001	7 901	PANAMA	51	128	76
NETHERLANDS	231 608	68 330	38 656	BRAZIL	105 466	59 117	33 679
ITALY	552 317	206 867	118 145	URUGUAY	131	172	96
UNTD KINGDOM	62 245	16 729	9 467	ARGENTINA	59 237	35 109	19 933
IRELAND	217	115	62	ISRAEL	16 702	8 791	5 036
DENMARK	68 288	26 334	14 966	AUSTRALIA	167	422	249
GREECE	200 559	80 787	46 086	EXPORTS	384 980	299 860	170 381
PORTUGAL	13 774	4 393	2 532	FRANCE	85 811	69 466	39 550
SPAIN	16 313	4 897	2 752	BELGIUM LUX	53 748	43 532	24 761
CANARY IS	607	94	55	NETHERLANDS	91 375	65 442	37 188
SWEDEN	32 202	1 664	949	ITALY	10 270	9 717	5 528
FINLAND	343	203	115	UNTD KINGDOM	73 923	56 557	32 070
SWITZERLAND	28 987	14 087	7 929	IRELAND	337	359	201
AUSTRIA	19 289	8 457	4 778	DENMARK	22 047	13 893	7 894
GIBRALTAR	172	51	31	GREECE	4 213	2 943	1 664
YUGOSLAVIA	4 043	590	332	PORTUGAL	450	359	203
TURKEY	2 277	78	42	SPAIN	5 050	3 777	2 133
POLAND	1 099	108	60	CANARY IS	4 702	3 736	2 113
CZECHOSLOVA	27 349	1 113	644	NORWAY	46	88	38
ALBANIA	421	97	55	SWEDEN	6 743	8 041	4 580
LIBYA	406	271	154	FINLAND	1 063	885	508
EGYPT	428	93	49	SWITZERLAND	8 611	9 018	5 130
SENEGAL	524	54	30	AUSTRIA	755	1 014	579
GUINEA	1 670	121	69	ANDORRA	212	129	71
IVORY COAST	2 754	286	163	SOVIET UNION	135	95	52
GHANA	225	61	34	POLAND	2 575	860	486
TOGO	4 529	402	230	CZECHOSLOVA	889	1 048	593
NIGERIA	239	74	42	HUNGARY	149	160	88
EQUAT GUINEA	1 079	94	53				
GABON	5 735	410	227				
ZAIRE	18 721	2 152	1 210				
REP S AFRICA	32 993	5 632	3 206				





6 IMPORTS AND EXPORTS (SPECIAL TRADE) BY GROUPS OF THE SITC-REV. III AND BY COUNTRIES OF PRODUCTION AND CONSUMPTION 1988

GROUP COUNTRY	DT = 100 KG	1 000 DM	1 000 \$	GROUP COUNTRY	DT = 100 KG	1 000 DM	1 000 \$
SPAIN	78	67	38	USA	13 605	10 090	5 638
CANARY IS	4 016	1 008	573	CANADA	5 747	5 945	3 372
SWEDEN	500	57	31	PANAMA	1 217	337	184
SWITZERLAND	32 909	7 215	4 140	BAHAMAS	190	61	34
TURKEY	404	100	53	BARBADOS	247	93	53
SOVIET UNION	1 659 219	110 584	62 766	TRINIDAD TOB	721	251	143
POLAND	86 000	18 635	10 808	VENEZUELA	275	240	139
CZECHOSLOVA	16 100	2 906	1 631	URUGUAY	107	73	41
BULGARIA	360	127	72	CYPRUS	7 688	3 446	1 915
ALGERIA	500	267	146	LEBANON	8 786	3 119	1 776
TUNISIA	209	54	30	IRAQ	160	146	77
LIBYA	99	65	35	IRAN	145 763	28 211	16 546
EGYPT	50 590	12 785	7 178	JORDAN	4 286	1 664	954
SUDAN	2 460	2 169	1 235	SAUDI ARABIA	38 182	15 146	8 684
NIGERIA	594	154	89	KUWAIT	22 114	9 575	5 682
ANGOLA	2 002	665	379	BAHRAIN	4 572	2 426	1 381
ETHIOPIA	7 066	2 739	1 537	QATAR	6 568	3 029	1 737
DJIBOUTI	150	59	33	ARAB EMIRAT	9 176	4 268	2 445
SOMALIA	150	59	33	OMAN	1 672	734	426
USA	72	57	31	NORTH YEMEN	180	91	56
DOMINIC REP	1 120	259	139	INDIA	153	130	75
AM VIRGIN IS	822	196	112	PHILIPPINES	545	180	104
CHILE	1 182	279	158	JAPAN	96 553	30 145	16 896
BOLIVIA	2 000	836	443	HONG KONG	276	282	160
CYPRUS	871	228	129	AUSTRALIA	10 294	7 358	4 177
LEBANON	494	74	43	NEW ZEALAND	333	256	145
JORDAN	767	177	102	NEW CALEDON	181	126	73
SAUDI ARABIA	4 100	900	513				
KUWAIT	580	190	109	025 EGGS, BIRDS, YOLKS, ALBUMIN			
ARAB EMIRAT	1 228	313	178	IMPORTS	3 228 210	621 578	355 328
INDIA	121 091	35 134	20 643	FRANCE	22 423	8 194	4 656
THAILAND	304	97	52	BELGIUM LUX	270 554	51 293	29 162
SINGAPORE	174	71	41	NETHERLANDS	2 847 100	536 595	306 977
PHILIPPINES	3 200	738	393	ITALY	4 006	3 619	2 049
SOUTH KOREA	289	129	77	UNTD KINGDOM	30 390	9 251	5 293
024 CHEESE AND CURD				IRELAND	878	138	79
IMPORTS	3 160 573	2 504 083	1 427 454	DENMARK	4 716	3 024	1 738
FRANCE	787 201	687 894	392 168	SPAIN	6 080	923	545
BELGIUM LUX	19 103	18 400	10 268	SWEDEN	7 674	621	345
NETHERLANDS	1 659 987	1 209 873	689 516	FINLAND	14 604	791	447
ITALY	139 261	137 168	78 331	AUSTRIA	310	88	52
UNTD KINGDOM	37 572	26 012	14 961	YUGOSLAVIA	264	313	170
IRELAND	10 345	7 093	4 048	POLAND	1 875	76	43
DENMARK	314 470	242 169	138 240	CZECHOSLOVA	11 887	701	392
GREECE	35 379	28 689	16 328	HUNGARY	81	58	33
SPAIN	1 620	1 838	1 043	USA	1 236	1 924	1 106
NORWAY	7 425	4 770	2 725	CANADA	988	1 441	814
SWEDEN	250	235	133	IRAN	41	103	56
FINLAND	2 442	1 742	978	ISRAEL	928	1 853	1 046
SWITZERLAND	82 078	100 707	57 425	CHINA	356	263	148
AUSTRIA	26 374	14 270	8 124	TAIWAN	185	221	127
YUGOSLAVIA	177	99	52	EXPORTS	477 527	104 384	59 321
TURKEY	2 481	1 249	715	FRANCE	43 246	6 941	3 874
CZECHOSLOVA	1 200	309	172	BELGIUM LUX	12 883	2 951	1 661
HUNGARY	1 475	882	505	NETHERLANDS	42 460	12 230	6 903
ROMANIA	1 880	630	359	ITALY	148 933	26 480	15 270
BULGARIA	16 817	11 973	6 799	UNTD KINGDOM	35 355	9 965	5 633
USA	207	239	136	DENMARK	6 543	2 046	1 161
AUSTRALIA	630	192	102	GREECE	4 320	2 491	1 420
NEW ZEALAND	12 033	7 512	4 249	PORTUGAL	287	180	102
EXPORTS	3 157 365	1 945 726	1 107 389	SPAIN	2 883	1 245	693
FRANCE	183 751	136 228	77 482	SWITZERLAND	98 823	13 323	7 596
BELGIUM LUX	264 907	177 246	101 344	AUSTRIA	27 964	7 161	4 116
NETHERLANDS	133 626	62 936	35 876	YUGOSLAVIA	44	116	66
ITALY	1 402 065	933 514	530 031	TURKEY	248	201	112
UNTD KINGDOM	367 194	244 757	139 369	ALGERIA	4 814	2 161	1 221
IRELAND	3 842	2 818	1 609	LIBYA	456	102	58
DENMARK	22 121	16 150	9 190	EGYPT	4 346	2 080	1 174
GREECE	154 439	111 650	64 169	SUDAN	413	211	121
PORTUGAL	1 922	1 457	823	CANADA	210	202	107
SPAIN	28 913	22 282	12 689	BRAZIL	41	87	51
CANARY IS	12 260	6 247	3 559	IRAQ	346	401	219
NORWAY	1 509	1 851	1 050	IRAN	205	311	179
SWEDEN	14 687	10 197	5 818	SAUDI ARABIA	1 012	503	290
FINLAND	2 517	2 525	1 429	KUWAIT	3 040	1 456	819
SWITZERLAND	6 057	5 643	3 222	QATAR	250	126	73
AUSTRIA	90 307	52 956	30 135	ARAB EMIRAT	3 389	647	369
ANDORRA	871	418	237	OMAN	2 983	498	286
VATICAN CITY	422	199	113	NORTH YEMEN	4 090	2 069	1 183
MALTA	9 282	4 559	2 588	INDONESIA	147	124	72
YUGOSLAVIA	1 156	397	228	SOUTH KOREA	2 430	418	234
TURKEY	509	173	96	JAPAN	6 941	4 826	2 687
SOVIET UNION	88	58	32	TAIWAN	658	139	81
POLAND	43 098	12 152	6 848	HONG KONG	17 080	2 369	1 306
CZECHOSLOVA	3 299	2 031	1 152	034 FISH, FRESH, CHILLED, FROZN			
HUNGARY	126	53	32	IMPORTS	3 406 740	1 237 740	707 155
MOROCCO	1 287	487	268	FRANCE	102 914	58 408	33 439
LIBYA	18 199	5 681	3 278	BELGIUM LUX	13 156	9 619	5 487
EGYPT	4 194	1 188	652	NETHERLANDS	269 362	99 950	57 102
LIBERIA	517	301	171	ITALY	26 478	18 664	10 708
NIGERIA	163	122	65				
REP S AFRICA	3 697	1 245	724				



6 IMPORTS AND EXPORTS (SPECIAL TRADE) BY GROUPS OF THE SITC-REV. III AND BY COUNTRIES OF PRODUCTION AND CONSUMPTION 1988

GROUP COUNTRY	DT = 100 KG	1 000 DM	1 000 \$	GROUP COUNTRY	DT = 100 KG	1 000 DM	1 000 \$
NIGERIA	416	388	219	THAILAND	145 706	56 970	32 238
CAMEROON	39	88	50	VIETNAM	192	212	115
KENYA	111	316	182	INDONESIA	8 782	4 190	2 380
TANZANIA	80	87	47	MALAYSIA	10 002	6 849	3 855
MADAGASCAR	64	121	66	SINGAPORE	781	544	318
REP S AFRICA	262	511	296	PHILIPPINES	85 789	38 310	21 858
USA	4 467	3 486	1 981	CHINA	694	2 843	1 612
CANADA	10 389	14 448	8 210	SOUTH KOREA	2 341	1 431	817
GREENLAND	1 831	1 587	920	JAPAN	6 512	4 754	2 697
CUBA	499	2 368	1 360	TAIWAN	8 953	4 092	2 318
BAHAMAS	67	310	174	HONG KONG	98	58	32
ECUADOR	658	835	481	PAPUA NEW G	102	78	47
BRAZIL	93	426	240	EXPORTS	490 391	324 867	184 829
CHILE	425	820	460	FRANCE	111 980	67 098	38 132
ARGENTINA	319	62	35	BELGIUM LUX	34 067	24 462	13 948
OMAN	54	177	99	NETHERLANDS	85 104	62 738	35 612
PAKISTAN	677	1 231	685	ITALY	99 207	64 548	36 916
INDIA	2 806	2 115	1 202	UNTD KINGDOM	14 320	10 514	5 950
BANGLADESH	11 134	28 049	15 891	IRELAND	1 770	608	349
BURMA	600	1 429	825	DENMARK	10 353	8 460	4 813
THAILAND	23 986	26 412	14 954	GREECE	2 776	2 178	1 228
VIETNAM	1 834	4 770	2 738	PORTUGAL	269	187	104
INDONESIA	3 891	8 775	4 921	SPAIN	7 267	4 668	2 655
MALAYSIA	1 582	2 139	1 237	CANARY IS	475	399	230
SINGAPORE	1 057	1 575	857	ICELAND	174	361	202
PHILIPPINES	288	771	449	NORWAY	1 278	575	321
CHINA	4 902	7 886	4 481	SWEDEN	3 814	2 238	1 277
SOUTH KOREA	233	262	149	FINLAND	11 607	4 236	2 429
JAPAN	188	340	187	SWITZERLAND	6 849	6 282	3 543
TAIWAN	2 004	1 199	684	AUSTRIA	52 502	30 678	17 547
HONG KONG	1 464	1 010	567	ANDORRA	60	140	79
AUSTRALIA	91	273	157	MALTA	116	66	36
PAPUA NEW G	306	748	403	TURKEY	30	109	64
NEW ZEALAND	197	77	44	CZECHOSLOVA	6 151	3 647	2 100
EXPORTS	137 935	38 615	21 707	HUNGARY	2 114	888	499
FRANCE	1 021	1 499	854	ALGERIA	994	248	142
BELGIUM LUX	2 260	2 268	1 257	MAURITANIA	550	239	136
NETHERLANDS	115 435	23 772	13 216	MALI	540	237	130
ITALY	651	682	390	GUIN BISSAU	850	363	192
UNTD KINGDOM	784	1 742	1 012	TOGO	499	223	126
DENMARK	1 539	2 338	1 352	CENT AFR REP	1 040	470	262
PORTUGAL	273	221	126	MOZAMBIQUE	1 500	651	371
SPAIN	13 715	2 884	1 704	MADAGASCAR	1 650	723	396
NORWAY	72	173	97	REP S AFRICA	342	253	139
SWEDEN	72	86	47	LESOTHO	1 230	541	286
SWITZERLAND	686	898	500	USA	3 427	5 195	2 915
AUSTRIA	882	1 498	838	CANADA	2 787	1 765	996
YUGOSLAVIA	79	148	85	VENEZUELA	31	150	83
TURKEY	173	51	31	PARAGUAY	106	247	137
HUNGARY	26	55	30	URUGUAY	102	88	51
CYPRUS	108	78	42	ARGENTINA	24	172	99
037 FISH ETC.PREPD,PRVSD.NES				LEBANON	3 257	1 637	910
IMPORTS	791 066	489 195	278 934	ISRAEL	1 514	1 243	712
FRANCE	34 065	22 655	12 905	SAUDI ARABIA	31	363	207
BELGIUM LUX	8 216	7 753	4 459	KUWAIT	21	222	123
NETHERLANDS	128 886	72 711	41 482	ARAB EMIRAT	20	213	121
ITALY	16 302	12 866	7 368	THAILAND	15	402	223
UNTD KINGDOM	9 799	8 718	4 999	SINGAPORE	57	277	155
IRELAND	24 088	5 118	2 941	PHILIPPINES	5	172	97
DENMARK	131 200	92 388	52 753	JAPAN	12 161	8 597	4 898
GREECE	2 223	2 034	1 156	TAIWAN	29	156	89
PORTUGAL	20 603	13 163	7 717	HONG KONG	112	635	352
SPAIN	27 055	17 130	9 773	AUSTRALIA	4 713	3 757	2 117
ICELAND	15 739	26 918	15 417	NEW ZEALAND	70	92	53
FAROE IS	192	237	135	SHIPS SUPPL		149	79
NORWAY	12 003	7 676	4 361	041 WHEAT, MESLIN, UNMILLED			
SWEDEN	2 057	2 279	1 295	IMPORTS	16 130 537	684 020	388 534
SWITZERLAND	3	99	56	FRANCE	8 477 970	350 549	198 850
AUSTRIA	71	93	52	BELGIUM LUX	161 236	6 659	3 689
YUGOSLAVIA	1 377	450	261	NETHERLANDS	941 004	38 453	22 245
TURKEY	457	1 220	713	ITALY	11 364	916	507
SOVIET UNION	541	11 054	6 216	UNTD KINGDOM	2 240 043	88 346	50 425
POLAND	3 633	526	306	DENMARK	3 188 581	131 222	74 393
ROMANIA	23	174	100	GREECE	840 856	53 275	30 270
MOROCCO	50 404	24 937	14 410	SPAIN	15 243	799	470
IVORY COAST	1 999	1 064	584	AUSTRIA	3 303	268	159
GHANA	839	456	270	USA	78 642	4 589	2 518
SEYCHELLES	4 112	2 440	1 361	CANADA	162 359	8 291	4 625
MOZAMBIQUE	62	155	85	SAUDI ARABIA	7 495	495	292
MAURITIUS	1 761	1 084	623	AUSTRALIA	1 224	75	44
USA	1 341	3 678	2 104	EXPORTS	31 814 440	800 283	462 090
CANADA	3 257	3 626	2 034	FRANCE	715 564	36 118	20 550
GREENLAND	2 574	4 044	2 301	BELGIUM LUX	2 110 548	95 686	54 327
CUBA	3 166	1 077	632	NETHERLANDS	3 309 217	146 758	83 680
COLOMBIA	428	219	121	ITALY	836 456	42 221	23 970
BRAZIL	652	287	173	UNTD KINGDOM	1 877 832	84 988	50 028
CHILE	2 457	4 465	2 564	IRELAND	21 780	1 505	800
ARGENTINA	20	75	43	DENMARK	249 170	12 224	7 065
IRAN	424	11 649	6 602	GREECE	23 014	1 101	605
ARAB EMIRAT	1	74	42	SPAIN	93 357	3 333	1 922
INDIA	282	250	142				
MALDIVES	7 952	3 710	2 117				

6 IMPORTS AND EXPORTS (SPECIAL TRADE) BY GROUPS OF THE SITC-REV. III AND BY COUNTRIES OF PRODUCTION AND CONSUMPTION 1988

GROUP COUNTRY	DT = 100 KG	1 000 DM	1 000 \$	GROUP COUNTRY	DT = 100 KG	1 000 DM	1 000 \$
ICELAND	12 988	318	172	SOVIET UNION	900 616	11 623	6 837
NORWAY	78 586	1 253	725	POLAND	1 504 808	28 130	16 184
SWEDEN	33 258	570	335	CZECHOSLOVA	81 799	2 030	1 076
FINLAND	43 023	636	362	HUNGARY	75 413	815	489
SWITZERLAND	191 298	5 674	3 243	BULGARIA	210 000	4 566	2 601
AUSTRIA	952	113	64	TUNISIA	504 674	10 470	5 765
SOVIET UNION	13 944 287	214 672	125 610	LIBYA	366 359	4 596	2 739
POLAND	1 661 208	29 321	16 991	CYPRUS	462 050	3 416	2 050
CZECHOSLOVA	165 741	3 978	2 266	ISRAEL	739 187	11 693	6 393
LIBYA	222 300	2 984	1 758	SAUDI ARABIA	5 215 616	85 126	47 598
ETHIOPIA	397 672	9 831	5 829	KUWAIT	70 277	1 450	802
SOMALIA	29 798	1 252	739	JAPAN	1 713	71	38
MOZAMBIQUE	20 000	583	332				
MADAGASCAR	48 000	1 148	654	044 MAIZE UNMILLED			
CUBA	157 351	3 753	1 991	IMPORTS	11 698 501	611 074	350 783
PERU	35 000	1 586	936	FRANCE	9 044 024	474 885	272 049
CYPRUS	105 000	1 595	942	BELGIUM LUX	13 556	5 596	3 303
SYRIA	1 514 092	22 741	13 523	NETHERLANDS	13 252	743	425
IRAN	1 633 122	29 052	16 358	ITALY	1 779	236	134
NORTH YEMEN	439 667	7 144	4 252	GREECE	698 552	33 012	19 464
PAKISTAN	199 411	4 682	2 667	SPAIN	419 391	19 459	11 120
BANGLADESH	554 993	15 477	8 859	AUSTRIA	10 405	4 411	2 529
NORTH KOREA	545 001	8 602	4 917	YUGOSLAVIA	10 195	1 972	1 153
SOUTH KOREA	544 437	9 357	5 605	CZECHOSLOVA	1 403	680	388
				HUNGARY	76 038	18 060	10 604
042 RICE				ROMANIA	25 478	4 501	2 633
IMPORTS	2 065 504	240 387	137 281	BULGARIA	258	103	59
FRANCE	68 985	8 416	4 769	REP S AFRICA	303	61	34
BELGIUM LUX	222 771	62 880	35 927	USA	565 502	14 320	8 166
NETHERLANDS	18 957	3 401	1 947	CANADA	17 728	7 924	4 588
ITALY	505 734	64 792	37 031	BRAZIL	12 996	719	395
UNTD KINGDOM	1 307	517	296	CHILE	1 272	617	363
GREECE	1 833	151	89	ARGENTINA	783 411	23 249	13 070
SPAIN	23 102	2 548	1 476	ISRAEL	1 366	205	122
TURKEY	612	100	56	AUSTRALIA	1 049	171	101
USA	587 082	43 692	25 173	EXPORTS	2 652 345	123 091	70 716
CANADA	297	122	72	FRANCE	81 591	5 553	3 144
GUYANA	40 467	3 813	2 212	BELGIUM LUX	63 183	2 826	1 610
SURINAME	165 454	15 164	8 716	NETHERLANDS	1 457 713	62 523	35 580
URUGUAY	147 396	12 074	6 759	ITALY	2 504	394	231
ARGENTINA	62 922	4 052	2 212	UNTD KINGDOM	100 930	6 486	3 756
INDIA	8 479	2 053	1 178	DENMARK	250 168	15 860	9 128
BURMA	9 110	369	210	PORTUGAL	199	143	78
THAILAND	194 941	14 967	8 437	SWEDEN	124	69	42
CHINA	4 905	1 093	619	SWITZERLAND	582 030	24 144	14 185
EXPORTS	350 632	52 439	29 853	AUSTRIA	387	175	102
FRANCE	21 392	3 965	2 264	YUGOSLAVIA	234	208	124
BELGIUM LUX	21 218	3 752	2 136	SOVIET UNION	726	178	106
NETHERLANDS	33 396	4 216	2 393	POLAND	669	162	94
ITALY	1 498	224	125	HUNGARY	1 275	789	472
UNTD KINGDOM	20 876	4 922	2 781	ROMANIA	137	159	94
DENMARK	117 075	21 384	12 205	SOMALIA	110 000	2 598	1 485
GREECE	6 786	1 946	1 092	CHINA	223	734	433
NORWAY	3 901	386	217	JAPAN	212	71	41
SWEDEN	15 010	1 552	878	045 OTHER CEREALS, UNMILLED			
SWITZERLAND	1 420	102	57	IMPORTS	2 218 840	98 265	56 776
AUSTRIA	60 192	6 138	3 494	FRANCE	311 918	16 288	9 286
SOVIET UNION	275	72	41	BELGIUM LUX	42 329	1 935	1 137
CAPE VERDE	31 000	2 610	1 487	NETHERLANDS	60 337	3 090	1 774
MOZAMBIQUE	15 000	940	554	ITALY	4 984	976	557
043 BARLEY, UNMILLED				DENMARK	1 036 144	39 807	23 169
IMPORTS	8 143 959	364 609	208 636	SPAIN	177 006	8 084	4 823
FRANCE	1 117 411	48 285	27 765	YUGOSLAVIA	1 209	159	84
BELGIUM LUX	211 198	10 007	5 858	SOVIET UNION	4 498	170	98
NETHERLANDS	204 472	9 436	5 502	POLAND	9 675	377	219
ITALY	49 332	2 194	1 190	HUNGARY	48 525	2 305	1 283
UNTD KINGDOM	1 181 210	45 793	26 045	BULGARIA	1 874	72	40
IRELAND	660 746	31 587	18 384	MOROCCO	1 978	179	99
DENMARK	4 134 107	188 818	107 644	SUDAN	46 971	2 094	1 211
SPAIN	503 023	26 244	15 026	TANZANIA	1 956	78	44
SWEDEN	16 129	434	248	USA	74 401	4 086	2 331
CANADA	1 038	62	35	CANADA	78 930	4 706	2 678
AUSTRALIA	65 042	1 704	913	MEXICO	259	58	34
EXPORTS	12 135 945	217 976	123 126	BRAZIL	19 050	745	421
FRANCE	44 703	1 349	779	ARGENTINA	172 372	5 917	3 357
BELGIUM LUX	367 347	17 362	9 702	CHINA	11 849	1 624	912
NETHERLANDS	180 358	8 127	4 559	HONG KONG	488	208	120
ITALY	23 190	1 030	580	AUSTRALIA	109 630	5 046	2 958
UNTD KINGDOM	6 039	449	263	EXPORTS	2 407 636	63 512	36 248
DENMARK	27 436	1 613	897	FRANCE	27 278	1 702	962
GREECE	1 405	120	68	BELGIUM LUX	40 415	1 995	1 139
PORTUGAL	1 353	152	86	NETHERLANDS	310 364	14 219	7 878
SPAIN	3 081	309	173	ITALY	63 993	2 873	1 615
NORWAY	827 449	15 337	8 750	UNTD KINGDOM	40 869	1 899	1 069
SWEDEN	41 159	368	222	DENMARK	120 754	6 374	3 626
FINLAND	10 526	192	102	PORTUGAL	25 919	1 135	649
SWITZERLAND	461 862	7 241	4 172	ICELAND	4 230	93	52
AUSTRIA	3 891	302	178	NORWAY	219 753	4 039	2 335

## 6 IMPORTS AND EXPORTS (SPECIAL TRADE) BY GROUPS OF THE SITC-REV. III AND BY COUNTRIES OF PRODUCTION AND CONSUMPTION 1988

GROUP COUNTRY	DT = 100 KG	1 000 DM	1 000 \$	GROUP COUNTRY	DT = 100 KG	1 000 DM	1 000 \$
SWEDEN	496 166	11 318	6 412	ITALY	1 191	123	70
FINLAND	286 180	4 387	2 603	UNTD KINGDOM	1 436	98	55
SWITZERLAND	20 993	1 345	746	DENMARK	360 451	23 342	13 255
AUSTRIA	661	116	66	GREECE	3 306	220	124
YUGOSLAVIA	904	120	67	CANARY IS	1 098	78	44
POLAND	104 368	1 823	1 086	ICELAND	116 275	1 707	956
CZECHOSLOVA	2 099	1 086	587	NORWAY	213 797	2 275	1 314
HUNGARY	694	236	127	SWEDEN	117 622	1 553	876
ISRAEL	11 854	286	169	SWITZERLAND	461	73	40
SOUTH KOREA	629 699	8 423	5 037	POLAND	20 797	349	203
				BENIN	5 000	77	42
				REP S AFRICA	2 391	130	73
				USA	1 990	340	193
				ISRAEL	435 612	5 068	2 775
				SAUDI ARABIA	4 016	177	98
				HONG KONG	4 663	100	57
04B MEAL, FLOUR OF WHEAT, MSLN				04B CEREAL PREPARATIONS			
IMPORTS	1 108 472	80 963	46 245	IMPORTS	5 905 285	1 085 211	617 334
FRANCE	590 147	46 542	26 620	FRANCE	2 466 786	327 825	186 423
BELGIUM LUX	195 022	12 345	7 029	BELGIUM LUX	546 043	128 752	73 225
NETHERLANDS	214 232	12 006	6 856	NETHERLANDS	865 408	191 728	108 861
ITALY	91 596	8 369	4 775	ITALY	806 383	183 508	104 415
UNTD KINGDOM	7 174	589	337	UNTD KINGDOM	492 906	62 573	35 686
IRELAND	2 218	154	87	IRELAND	1 864	605	348
GREECE	1 911	196	112	DENMARK	264 340	57 315	32 638
SPAIN	1 780	190	115	GREECE	10 559	2 183	1 247
TURKEY	638	54	30	SPAIN	1 653	608	346
ROMANIA	758	124	73	NORWAY	2 253	929	527
CHINA	867	98	53	SWEDEN	97 157	32 183	18 347
JAPAN	209	101	55	FINLAND	17 466	4 861	2 772
EXPORTS	4 607 407	178 304	101 708	SWITZERLAND	53 910	23 778	13 556
FRANCE	303 138	25 741	14 702	AUSTRIA	105 911	52 136	29 763
BELGIUM LUX	48 796	3 459	1 994	YUGOSLAVIA	313	86	49
NETHERLANDS	707 791	45 789	26 112	TURKEY	26 667	2 883	1 654
ITALY	4 045	207	120	POLAND	12 041	1 126	644
UNTD KINGDOM	3 460	250	142	CZECHOSLOVA	71 472	2 331	1 314
DENMARK	25 577	1 679	963	HUNGARY	10 728	463	258
CANARY IS	583	52	30	USA	30 240	3 473	1 975
SWITZERLAND	1 187	126	72	CANADA	1 380	235	135
SOVIET UNION	26 012	604	348	ARGENTINA	1 264	88	52
LIBYA	149 456	3 208	1 885	ISRAEL	5 179	1 381	787
SUDAN	190 754	6 209	3 397	JORDAN	3 500	194	107
NIGER	40 812	792	458	THAILAND	1 144	320	187
GAMBIA	96 371	2 870	1 615	SINGAPORE	543	174	96
GUINEA	126 328	2 912	1 614	CHINA	2 348	437	239
SIERRA LEONE	76 165	2 642	1 464	SOUTH KOREA	211	86	42
LIBERIA	39 544	1 143	642	JAPAN	1 604	1 687	944
IVORY COAST	2 482	63	33	TAIWAN	2 195	820	460
GHANA	78 949	2 415	1 354	HONG KONG	477	157	88
TOGO	5 042	123	67	EXPORTS	5 837 704	1 370 109	776 994
BENIN	136 100	3 444	1 950	FRANCE	866 981	339 995	192 575
NIGERIA	20 449	878	492	BELGIUM LUX	392 239	113 265	64 228
CAMEROON	32 954	771	455	NETHERLANDS	553 383	153 429	87 098
CENT AFR REP	20 872	512	293	ITALY	417 166	159 325	90 240
S TOME PRINC	7 300	257	141	UNTD KINGDOM	369 398	110 261	62 456
ZAIRE	20 477	416	241	IRELAND	6 333	3 407	1 920
BURUNDI	10 215	171	101	DENMARK	285 167	57 268	32 592
ETHIOPIA	177 660	4 979	2 940	GREECE	40 436	13 277	7 537
DJIBOUTI	16 704	362	203	PORTUGAL	25 853	5 309	3 042
SOMALIA	180 487	6 128	3 389	SPAIN	95 655	33 176	18 929
KENYA	2 993	65	35	CANARY IS	106 618	8 472	4 827
TANZANIA	33 594	618	362	CEUTA MEL	405	168	95
MOZAMBIQUE	7 800	468	283	ICELAND	53 789	1 792	1 019
NICARAGUA	20 010	1 278	753	NORWAY	215 656	14 036	7 971
CUBA	805 781	21 664	12 495	SWEDEN	83 946	25 704	14 675
JAMAICA	24 457	1 145	652	FINLAND	15 263	6 074	3 451
CHILE	324 606	8 145	4 578	SWITZERLAND	403 650	68 494	39 021
BOLIVIA	118 405	7 309	4 148	AUSTRIA	290 474	112 408	63 798
LEBANON	5 781	322	188	ANDORRA	860	313	175
JORDAN	3 166	100	60	GIBRALTAR	233	85	49
NORTH YEMEN	201 750	3 203	1 894	MALTA	7 067	1 488	873
SOUTH YEMEN	458 605	14 277	8 190	TURKEY	260	93	51
MALDIVES	21 952	594	337	SOVIET UNION	655	418	240
SRI LANKA	9 976	159	96	POLAND	42 350	819	478
TONGA	2 359	88	49	CZECHOSLOVA	7 609	4 839	2 742
WEST SAMOA	11 811	413	238	HUNGARY	2 822	213	122
				MOROCCO	478	304	174
				LIBYA	119	69	42
				EGYPT	84	95	53
				SENEGAL	482	62	34
				LIBERIA	2 014	100	52
				IVORY COAST	120	94	53
				GHANA	15 026	932	530
				TOGO	260	126	73
				BENIN	15 066	616	334
				NIGERIA	5 085	128	75
				ZAIRE	5 003	183	109
				REUNION	360	194	106
				REP S AFRICA	220 357	10 764	6 012
				USA	99 678	36 822	20 709
				CANADA	19 899	8 728	4 916
				GUATEMALA	15 496	603	339
047 OTHER CEREAL MEAL, FLOURS							
IMPORTS	269 486	15 623	8 851				
FRANCE	121 435	5 452	3 076				
BELGIUM LUX	12 330	833	474				
NETHERLANDS	97 999	5 746	3 284				
ITALY	17 102	1 301	735				
UNTD KINGDOM	5 400	436	249				
IRELAND	810	121	66				
DENMARK	879	91	51				
SWITZERLAND	291	188	107				
USA	11 395	1 170	663				
SURINAME	507	57	33				
THAILAND	549	76	39				
EXPORTS	1 594 644	54 131	30 713				
FRANCE	106 310	6 531	3 770				
BELGIUM LUX	19 452	1 407	804				
NETHERLANDS	176 435	10 317	5 875				

6 IMPORTS AND EXPORTS (SPECIAL TRADE) BY GROUPS OF THE SITC-REV. III AND BY COUNTRIES OF PRODUCTION AND CONSUMPTION 1988

GROUP COUNTRY	DT = 100 KG	1 000 DM	1 000 \$	GROUP COUNTRY	DT = 100 KG	1 000 DM	1 000 \$
NICARAGUA	2 001	225	134	MALAYSIA	190	61	36
COSTA RICA	11 238	508	299	PHILIPPINES	24 010	762	456
PANAMA	20 055	869	493	CHINA	556 456	42 269	23 875
HAITI	6 000	790	437	JAPAN	403	424	234
DOMINIC REP	1 752	80	45	TAIWAN	43 779	15 410	8 877
TRINIDAD TOB	3 745	179	102	HONG KONG	2 885	782	454
COLOMBIA	28 524	1 270	726	AUSTRALIA	437 733	19 138	11 157
VENEZUELA	311 639	12 735	7 231	NEW ZEALAND	57 785	3 620	2 084
PERU	70 554	2 751	1 634	UNID COUNTR	7 512	952	198
BRAZIL	52 801	2 101	1 198	EXPORTS	8 290 310	476 553	273 734
BOLIVIA	896	115	69	FRANCE	163 081	27 177	15 614
ARGENTINA	496	178	105	BELGIUM LUX	209 737	27 951	16 034
CYPRUS	3 711	2 420	1 383	NETHERLANDS	5 901 618	110 040	61 519
LEBANON	580	319	178	ITALY	773 988	37 797	21 674
ISRAEL	49 803	1 573	875	UNTD KINGDOM	91 023	21 824	12 653
JORDAN	282	208	115	IRELAND	5 067	1 538	901
SAUDI ARABIA	12 917	6 629	3 721	DENMARK	371 687	28 359	16 381
KUWAIT	5 606	3 687	2 086	GREECE	69 971	5 948	3 429
BAHRAIN	893	502	282	PORTUGAL	13 104	2 181	1 285
QATAR	655	409	231	SPAIN	24 419	6 994	4 050
ARAB EMIRAT	5 589	3 656	2 049	CANARY IS	466	867	491
OMAN	766	485	276	ICELAND	53	70	37
SOUTH YEMEN	174	63	36	NORWAY	55 999	4 051	2 381
BANGLADESH	96	64	34	SWEDEN	224 993	14 241	8 283
THAILAND	55 275	3 801	2 144	FINLAND	18 605	3 980	2 302
MALAYSIA	8 375	348	195	SWITZERLAND	24 244	11 653	6 650
SINGAPORE	1 859	683	385	AUSTRIA	86 157	24 382	14 176
JAPAN	473 628	23 983	13 652	MALTA	80	65	38
TAIWAN	632	258	142	YUGOSLAVIA	2 134	700	406
HONG KONG	14 022	1 284	728	TURKEY	10 375	635	363
AUSTRALIA	7 934	3 368	1 864	SOVIET UNION	1 100	239	140
054 VEGETABLES				POLAND	2 488	191	113
IMPORTS	51 575 530	4 643 822	2 673 812	CZECHOSLOVA	7 417	732	419
FRANCE	4 790 400	560 989	324 872	HUNGARY	7 343	769	447
BELGIUM LUX	1 945 616	267 693	153 135	BULGARIA	837	247	146
NETHERLANDS	14 612 036	1 609 506	923 442	MOROCCO	4 627	306	177
ITALY	5 608 315	549 619	319 201	ALGERIA	51 582	2 984	1 766
UNTD KINGDOM	1 106 529	66 043	37 561	TUNISIA	420	568	343
IRELAND	1 494	1 038	591	EGYPT	7 221	305	184
DENMARK	2 094 190	146 839	83 570	LIBERIA	70	76	44
GREECE	582 003	96 774	56 180	IVORY COAST	102	87	49
PORTUGAL	30 468	4 029	2 283	NIGERIA	1 173	1 677	957
SPAIN	3 613 757	462 716	269 496	CAMEROON	1 040	1 150	665
CANARY IS	468 699	77 091	45 575	CENT AFR REP	87	93	53
SWEDEN	31 414	4 554	2 606	GABON	709	758	432
FINLAND	717	381	213	CONGO	161	238	137
SWITZERLAND	3 541	528	298	ZAIRE	550	561	323
AUSTRIA	163 187	16 492	9 307	ETHIOPIA	507	540	294
YUGOSLAVIA	126 239	35 730	20 515	KENYA	1 356	3 287	1 876
TURKEY	374 032	49 540	28 114	UGANDA	210	211	122
SOVIET UNION	25 028	11 032	6 296	TANZANIA	401	1 090	624
POLAND	990 816	76 554	48 740	MAURITIUS	252	194	112
CZECHOSLOVA	253 124	31 878	18 237	ZIMBABWE	228	477	276
HUNGARY	1 084 056	59 957	33 537	MALAWI	226	119	68
ROMANIA	110 074	8 138	4 647	REP S AFRICA	3 671	1 672	983
BULGARIA	57 806	3 573	2 015	USA	39 291	41 298	24 459
ALBANIA	19 404	2 548	1 476	CANADA	2 670	3 002	1 762
MOROCCO	63 890	10 812	6 314	MEXICO	707	816	463
TUNISIA	1 272	113	67	NICARAGUA	175	82	49
EGYPT	80 630	5 758	3 351	COSTA RICA	100	100	57
SUDAN	28 976	4 255	2 410	PANAMA	130	176	97
SENEGAL	2 356	554	327	TRINIDAD TOB	36	53	31
IVORY COAST	1 479	245	138	VENEZUELA	35 321	4 402	2 425
GHANA	390	91	43	PERU	1 685	2 018	1 151
ETHIOPIA	6 284	1 586	937	BRAZIL	8 341	5 238	2 987
KENYA	10 427	2 338	1 334	BOLIVIA	810	864	496
TANZANIA	37 989	1 447	820	PARAGUAY	57	72	42
ZAMBIA	817	345	198	URUGUAY	195	191	113
ZIMBABWE	615	303	163	ARGENTINA	955	636	363
REP S AFRICA	90 331	14 171	7 971	CYPRUS	372	112	68
USA	119 516	15 746	9 079	IRAQ	82	78	47
CANADA	527 345	23 068	13 378	ISRAEL	1 478	386	220
MEXICO	5 990	1 808	1 040	JORDAN	2 400	108	64
GUATEMALA	516	230	132	PAKISTAN	2 015	309	165
DOMINIC REP	172	159	92	INDIA	219	249	141
COLOMBIA	261	84	41	SRI LANKA	1 563	270	159
VENEZUELA	1 645	284	167	THAILAND	3 418	16 004	8 985
ECUADOR	346	101	59	INDONESIA	1 255	154	89
PERU	1 746	894	505	MALAYSIA	211	112	64
BRAZIL	10 340	521	292	SINGAPORE	70	69	38
CHILE	104 016	7 907	4 524	PHILIPPINES	280	195	110
URUGUAY	2 225	132	75	CHINA	210	201	112
ARGENTINA	26 203	4 457	2 546	SOUTH KOREA	85	125	71
CYPRUS	303 985	19 421	11 314	JAPAN	39 622	46 486	27 367
SYRIA	2 964	172	98	TAIWAN	4 343	2 351	1 359
IRAN	1 903	300	170	HONG KONG	474	627	345
ISRAEL	128 987	15 434	9 067	056 VEGTABLES, PRPD, PRSVD, NES			
JORDAN	1 232	255	148	IMPORTS	10 331 133	1 789 997	1 022 337
SAUDI ARABIA	494	96	60	FRANCE	1 449 081	327 521	187 090
AFGHANISTAN	257	74	43	BELGIUM LUX	969 962	108 837	62 403
INDIA	2 158	488	265	NETHERLANDS	3 665 665	584 235	333 338
THAILAND	10 368 069	272 325	155 611	ITALY	1 825 902	240 778	137 633
VIETNAM	3 733	129	73				
INDONESIA	408 200	11 117	6 382				

6 IMPORTS AND EXPORTS (SPECIAL TRADE) BY GROUPS OF THE SITC-REV. III AND BY COUNTRIES OF PRODUCTION AND CONSUMPTION 1988

GROUP COUNTRY	DT = 100 KG	1 000 DM	1 000 \$	GROUP COUNTRY	DT = 100 KG	1 000 DM	1 000 \$
UNTD KINGDOM	78 313	11 224	6 409	NEW ZEALAND	217	208	117
IRELAND	294	68	37	057 FRUIT,NUTS EXCL.OIL NUTS			
DENMARK	44 956	13 157	7 461	IMPORTS	37 827 125	5 474 789	3 122 729
GREECE	218 039	40 912	23 401	FRANCE	1 840 616	275 960	155 977
PORTUGAL	7 411	2 819	1 626	BELGIUM LUX	316 158	58 729	33 464
SPAIN	153 786	59 265	33 782	NETHERLANDS	670 972	98 335	56 124
SWEDEN	5 914	1 547	886	ITALY	8 011 300	1 171 960	661 676
FINLAND	170	117	67	UNTD KINGDOM	7 850	2 139	1 193
SWITZERLAND	4 507	3 707	2 125	DENMARK	13 315	2 132	1 168
AUSTRIA	16 325	2 011	1 142	GREECE	1 563 975	194 615	108 235
YUGOSLAVIA	164 677	18 560	10 588	PORTUGAL	10 472	3 588	2 056
TURKEY	230 121	51 930	29 496	SPAIN	8 141 310	911 773	527 917
SOVIET UNION	10 639	1 282	726	CANARY IS	3 947	1 025	582
POLAND	86 987	8 567	4 955	SWEDEN	1 024	449	242
CZECHOSLOVA	61 199	7 171	4 087	FINLAND	1 777	517	299
HUNGARY	269 874	31 406	18 016	SWITZERLAND	2 983	964	524
ROMANIA	5 957	2 792	1 591	AUSTRIA	31 030	2 974	1 639
BULGARIA	71 664	5 602	3 195	YUGOSLAVIA	71 634	5 747	3 200
ALBANIA	2 356	762	438	TURKEY	836 955	348 994	201 072
MOROCCO	30 216	4 441	2 505	SOVIET UNION	25 426	5 740	3 333
EGYPT	14 926	4 689	2 667	POLAND	131 482	20 682	11 183
REP S AFRICA	19 550	7 612	4 340	CZECHOSLOVA	175 574	6 277	3 454
LESOTHO	2 295	891	521	HUNGARY	116 103	13 689	7 543
USA	131 077	30 170	17 117	ROMANIA	45 167	6 441	3 514
CANADA	28 547	5 893	3 349	BULGARIA	40 590	4 547	2 532
MEXICO	932	218	129	ALBANIA	5 178	1 272	728
ST VINCENT	23	82	47	MOROCCO	821 084	72 595	42 326
ECUADOR	3 948	1 939	1 101	ALGERIA	774	395	235
PERU	15 332	5 187	2 942	TUNISIA	9 519	3 881	2 218
BRAZIL	593	378	216	EGYPT	3 848	350	201
CHILE	1 159	682	393	MALI	435	138	79
ARGENTINA	466	276	153	SENEGAL	1 969	465	277
LEBANON	1 514	231	125	IVORY COAST	253 177	28 144	16 339
SYRIA	844	256	147	GHANA	4 862	645	366
IRAN	1 891	263	151	TOGO	864	244	134
ISRAEL	51 212	7 496	4 238	ETHIOPIA	1 200	247	147
PAKISTAN	21	221	125	KENYA	37 409	7 487	4 288
INDIA	4 694	1 477	845	UGANDA	1 457	153	91
THAILAND	43 599	6 271	3 572	MOZAMBIQUE	15 926	4 462	2 510
VIETNAM	213	53	31	MADAGASCAR	508	256	149
INDONESIA	616	158	90	MAURITIUS	582	302	171
MALAYSIA	402	201	112	ZAMBIA	5 899	1 108	650
CHINA	549 444	156 090	89 434	ZIMBABWE	18 340	1 758	960
SOUTH KOREA	872	777	442	MALAWI	863	82	42
JAPAN	1 366	1 534	853	REP S AFRICA	1 210 044	172 320	98 821
TAIWAN	74 305	26 120	15 001	SWAZILAND	48 935	4 532	2 513
HONG KONG	5 439	1 546	868	USA	1 145 653	392 980	223 427
AUSTRALIA	528	133	80	CANADA	1 388	267	149
NEW ZEALAND	336	140	79	MEXICO	14 688	4 986	2 843
EXPORTS	1 323 950	375 501	213 697	BERMUDA	1 174	125	66
FRANCE	220 603	52 937	30 273	GUATEMALA	28 920	2 849	1 683
BELGIUM LUX	103 519	31 738	18 013	HONDURAS	919 825	99 415	57 013
NETHERLANDS	319 062	65 205	37 104	NICARAGUA	162 958	14 660	8 406
ITALY	206 874	90 500	51 568	COSTA RICA	1 606 222	152 128	86 580
UNTD KINGDOM	159 333	34 783	19 812	PANAMA	2 250 040	251 296	140 357
IRELAND	7 699	1 395	793	HAITI	328	90	51
DENMARK	84 777	16 369	9 306	BAHAMAS	269	66	39
GREECE	29 446	4 683	2 660	DOMINIC REP	23 432	2 884	1 614
PORTUGAL	2 889	1 608	917	DOMINICA	539	57	31
SPAIN	27 074	6 364	3 619	MARTINIQUE	1 814	659	355
CANARY IS	9 073	1 907	1 076	JAMAICA	761	128	68
ICELAND	667	247	132	COLOMBIA	1 157 663	119 947	68 082
NORWAY	3 005	1 751	990	VENEZUELA	3 210	1 079	630
SWEDEN	20 644	8 529	4 844	ECUADOR	1 733 148	179 295	102 627
FINLAND	5 123	2 057	1 177	PERU	8 774	3 210	1 863
SWITZERLAND	25 147	18 794	10 719	BRAZIL	113 451	29 410	16 774
AUSTRIA	28 401	12 071	6 878	CHILE	950 047	167 600	97 925
MALTA	1 020	397	220	URUGUAY	32 694	3 456	1 884
YUGOSLAVIA	264	81	44	ARGENTINA	560 177	69 180	40 017
TURKEY	220	105	61	CYPRUS	171 547	14 508	8 489
SOVIET UNION	217	84	49	LEBANON	1 188	322	188
CZECHOSLOVA	477	60	33	IRAQ	5 849	2 209	1 228
HUNGARY	1 312	209	120	IRAN	282 460	164 905	94 336
EGYPT	478	202	117	ISRAEL	871 622	83 325	48 835
GUINEA	313	75	43	NORTH YEMEN	199	126	68
GHANA	216	76	38	AFGHANISTAN	1 088	305	163
REP S AFRICA	3 329	1 507	838	PAKISTAN	520	192	109
USA	14 616	6 880	3 898	INDIA	22 480	22 103	12 449
CANADA	8 417	2 062	1 157	SRI LANKA	45 167	7 433	4 183
DOMINIC REP	568	146	84	THAILAND	4 310	2 011	1 123
TRINIDAD TOB	125	60	31	INDONESIA	523	136	78
VENEZUELA	122	135	75	MALAYSIA	32 773	7 273	4 078
ISRAEL	2 537	1 573	888	SINGAPORE	706	148	83
SAUDI ARABIA	686	421	237	PHILIPPINES	67 218	9 285	5 204
KUWAIT	662	308	177	CHINA	10 975	3 708	2 096
ARAB EMIRAT	538	251	141	SOUTH KOREA	1 294	277	159
SOUTH YEMEN	110	60	34	JAPAN	5 507	885	512
MALAYSIA	133	112	63	TAIWAN	133	68	35
SINGAPORE	717	272	153	AUSTRALIA	237 534	53 728	30 418
PHILIPPINES	460	128	73	AUST OCEANIA	650	80	45
CHINA	2 076	338	181	NEW ZEALAND	839 355	167 101	92 780
JAPAN	23 714	5 928	3 328	UNID COUNTR	724	102	53
TAIWAN	737	273	163	EXPORTS	1 747 463	365 542	207 042
HONG KONG	501	127	73				
AUSTRALIA	3 457	1 710	967				

6 IMPORTS AND EXPORTS (SPECIAL TRADE) BY GROUPS OF THE SITC-REV. III AND BY COUNTRIES OF PRODUCTION AND CONSUMPTION 1988

GROUP COUNTRY	DT = 100 KG	1 000 DM	1 000 \$	GROUP COUNTRY	DT = 100 KG	1 000 DM	1 000 \$
FRANCE	195 305	49 417	27 986	JAPAN	5 149	1 436	822
BELGIUM LUX	87 196	21 131	11 968	TAIWAN	6 321	1 831	1 026
NETHERLANDS	355 820	54 118	30 475	HONG KONG	3 579	1 178	672
ITALY	339 148	81 595	46 681	AUSTRALIA	12 425	1 843	1 044
UNTD KINGDOM	93 340	20 984	11 682	NEW ZEALAND	19 763	3 939	2 233
IRELAND	540	180	99	FIJI	830	417	242
DENMARK	283 337	42 553	23 991	EXPORTS	1 052 875	371 249	211 164
GREECE	12 220	2 607	1 463	FRANCE	351 258	136 844	77 825
PORTUGAL	3 897	1 850	1 044	BELGIUM LUX	119 150	45 368	25 883
SPAIN	38 347	20 036	11 299	NETHERLANDS	193 816	42 668	24 299
ICELAND	1 615	597	329	ITALY	74 226	29 182	16 618
NORWAY	17 369	2 843	1 599	UNTD KINGDOM	78 656	26 424	14 968
SWEDEN	68 919	10 655	6 070	IRELAND	208	92	51
FINLAND	90 708	9 725	5 531	DENMARK	44 523	12 742	7 277
SWITZERLAND	51 434	13 238	7 516	GREECE	8 992	3 214	1 819
AUSTRIA	68 955	20 077	11 461	PORTUGAL	687	325	183
YUGOSLAVIA	1 894	337	196	SPAIN	5 035	1 483	838
TURKEY	1 059	364	205	CANARY IS	2 601	1 147	642
POLAND	20 077	3 210	1 806	ICELAND	729	348	188
CZECHOSLOVA	853	158	88	NORWAY	11 906	4 060	2 309
HUNGARY	3 276	561	302	SWEDEN	13 923	5 783	3 297
USA	2 979	2 248	1 275	FINLAND	9 128	3 709	2 116
CANADA	179	228	123	SWITZERLAND	34 761	20 752	11 784
MEXICO	316	247	143	AUSTRIA	28 460	10 488	5 982
ARGENTINA	101	129	69	MALTA	1 506	616	347
CYPRUS	571	325	190	YUGOSLAVIA	1 910	341	188
IRAQ	28	76	44	SOVIET UNION	478	556	315
IRAN	91	54	32	POLAND	2 184	805	453
ISRAEL	3 817	2 979	1 690	CZECHOSLOVA	2 972	1 388	792
KUWAIT	61	57	35	HUNGARY	334	118	68
SINGAPORE	28	87	51	BULGARIA	180	79	43
JAPAN	311	369	202	TUNISIA	63	53	30
TAIWAN	563	473	272	LIBYA	252	108	59
HONG KONG	1 085	792	445	REP S AFRICA	999	232	126
AUSTRALIA	935	828	457	USA	46 117	12 858	7 318
058 FRUIT, PRESERVED, PREPARED				CANADA	3 933	2 268	1 263
IMPORTS	6 368 408	1 143 341	652 823	MEXICO	1 950	1 056	609
FRANCE	177 479	50 339	28 696	CUBA	82	84	47
BELGIUM LUX	235 828	56 662	32 364	LEBANON	516	117	66
NETHERLANDS	549 505	109 880	62 862	IRAQ	530	141	77
ITALY	1 162 873	187 527	106 939	ISRAEL	736	580	329
UNTD KINGDOM	71 306	26 020	14 767	SAUDI ARABIA	4 024	1 337	764
DENMARK	40 730	9 740	5 581	KUWAIT	247	136	80
GREECE	824 786	111 316	63 699	ARAB EMIRAT	66	54	32
PORTUGAL	401	61	35	SOUTH YEMEN	86	111	65
SPAIN	506 896	85 514	48 752	SINGAPORE	414	171	98
NORWAY	2 776	1 182	672	JAPAN	662	447	254
SWEDEN	23 083	10 433	5 835	TAIWAN	1 413	1 027	572
FINLAND	9 018	3 717	2 100	HONG KONG	1 710	1 041	595
SWITZERLAND	4 033	2 606	1 491	AUSTRALIA	415	293	164
AUSTRIA	8 062	2 315	1 329	FR POLYNESIA	54	84	48
YUGOSLAVIA	487 133	86 243	49 015	059 FRUIT, VEGETABLE JUICES			
TURKEY	155 041	73 773	41 965	IMPORTS	5 084 491	1 172 282	667 235
SOVIET UNION	1 934	513	288	FRANCE	458 897	32 836	18 740
POLAND	263 960	47 240	27 168	BELGIUM LUX	33 356	6 362	3 664
CZECHOSLOVA	79 566	9 465	5 404	NETHERLANDS	95 956	32 978	18 783
HUNGARY	126 854	23 537	13 437	ITALY	1 278 849	188 376	106 762
ROMANIA	2 043	342	197	UNTD KINGDOM	2 284	530	310
BULGARIA	10 115	1 169	673	IRELAND	242	91	52
ALBANIA	271	54	30	DENMARK	68 911	15 091	8 604
MOROCCO	11 916	1 980	1 126	GREECE	10 192	2 590	1 529
NIGERIA	304	56	33	SPAIN	63 032	14 093	8 057
KENYA	112 008	17 810	10 019	SWEDEN	602	106	59
MAURITIUS	870	147	84	SWITZERLAND	18 112	3 439	1 895
REP S AFRICA	332 116	47 315	26 917	AUSTRIA	26 453	5 880	3 425
SWAZILAND	10 658	1 653	940	MALTA	4 298	834	478
USA	44 279	12 524	7 098	YUGOSLAVIA	69 798	15 226	8 660
CANADA	39 668	14 990	8 558	TURKEY	56 571	10 799	6 307
MEXICO	4 543	521	296	SOVIET UNION	83 961	11 361	6 591
GUATEMALA	541	94	52	POLAND	371 095	57 696	32 718
HONDURAS	17 497	2 475	1 420	CZECHOSLOVA	38 727	4 851	2 759
COSTA RICA	3 284	672	382	HUNGARY	70 939	9 715	5 535
PANAMA	23 024	3 014	1 722	ROMANIA	10 726	2 026	1 206
HAITI	4 967	657	377	BULGARIA	22 014	3 144	1 781
DOMINIC REP	1 605	465	266	MOROCCO	78 098	24 353	13 810
MARTINIQUE	3 853	613	369	EGYPT	567	180	106
COLOMBIA	818	217	118	KENYA	2 252	439	263
PERU	4 629	902	522	ZIMBABWE	1 139	338	196
BRAZIL	32 552	4 445	2 522	REP S AFRICA	70 639	14 917	8 412
CHILE	7 714	1 801	1 015	SWAZILAND	1 420	399	225
ARGENTINA	9 482	1 736	988	USA	70 001	21 875	12 365
CYPRUS	751	114	63	CANADA	336	271	163
SYRIA	1 818	202	120	ST PIERRE	252	82	53
IRAN	10 493	7 237	4 208	MEXICO	27 788	8 396	4 816
ISRAEL	11 269	3 032	1 749	BELIZE	1 116	475	263
INDIA	9 451	2 216	1 251	HONDURAS	375	88	49
SRI LANKA	403	76	45	COSTA RICA	1 467	487	277
THAILAND	388 569	42 882	24 746	CUBA	30 727	8 335	4 623
INDONESIA	71 234	6 664	3 837	DOMINIC REP	624	189	107
MALAYSIA	10 380	1 337	780	DOMINICA	421	168	95
SINGAPORE	2 112	225	131	JAMAICA	422	189	109
PHILIPPINES	137 816	20 908	12 098	COLOMBIA	24 978	7 392	4 216
CHINA	254 715	31 775	18 329				
SOUTH KOREA	9 216	1 893	1 077				



6 IMPORTS AND EXPORTS (SPECIAL TRADE) BY GROUPS OF THE SITC-REV. III AND BY COUNTRIES OF PRODUCTION AND CONSUMPTION 1988

GROUP COUNTRY	DT = 100 KG	1 000 DM	1 000 \$	GROUP COUNTRY	DT = 100 KG	1 000 DM	1 000 \$
VENEZUELA	1 116	287	172	CHILE	13 066	1 885	1 060
ECUADOR	3 520	1 798	1 021	URUGUAY	32 466	4 444	2 583
PERU	4 601	1 899	1 087	ARGENTINA	151 909	21 288	12 178
BRAZIL	1 625 074	577 463	328 884	ISRAEL	4 703	1 002	570
CHILE	1 957	1 024	607	PAKISTAN	2 031 502	27 806	15 601
URUGUAY	316	116	66	INDIA	99 963	13 131	7 120
ARGENTINA	88 373	29 688	13 466	THAILAND	92 262	1 266	677
CYPRUS	8 008	2 764	1 567	INDONESIA	98 293	1 443	846
IRAN	2 808	446	262	CHINA	33 863	5 501	3 171
ISRAEL	227 597	51 040	29 098	JAPAN	13 301	6 182	3 514
INDIA	1 304	361	201	AUSTRALIA	143 912	6 491	3 707
SRI LANKA	2 354	794	471	PAPUA NEW G	525	136	79
THAILAND	12 685	2 337	1 321	NEW ZEALAND	10 559	2 554	1 452
PHILIPPINES	3 410	510	299	EXPORTS	13 146 025	774 722	435 731
CHINA	286	55	32	FRANCE	263 790	33 785	19 206
TAIWAN	622	127	66	BELGIUM LUX	191 759	30 634	16 938
AUSTRALIA	2 016	611	355	NETHERLANDS	748 213	74 157	42 247
NEW ZEALAND	234	174	99	ITALY	471 721	68 978	38 745
EXPORTS	3 054 381	505 028	288 098	UNTD KINGDOM	101 055	12 077	6 890
FRANCE	131 579	30 169	17 265	IRELAND	14 060	1 891	1 070
BELGIUM LUX	527 829	57 853	32 937	DENMARK	232 277	21 294	12 068
NETHERLANDS	1 196 779	138 957	79 503	GREECE	188 721	28 136	16 142
ITALY	79 317	16 709	9 525	PORTUGAL	3 073	726	416
UNTD KINGDOM	313 826	81 115	46 486	SPAIN	44 970	5 030	2 781
IRELAND	7 762	1 062	619	CANARY IS	269 275	10 818	6 100
DENMARK	180 476	34 393	19 632	ICELAND	6 449	337	192
GREECE	14 346	3 951	2 219	NORWAY	38 742	2 183	1 217
SPAIN	4 246	913	524	SWEDEN	3 856	814	461
CANARY IS	2 544	310	177	FINLAND	625	128	71
ICELAND	439	81	41	SWITZERLAND	1 141 610	50 847	28 690
NORWAY	13 092	4 123	2 357	AUSTRIA	242 263	9 210	5 247
SWEDEN	13 796	4 512	2 586	GIBRALTAR	11 611	547	311
FINLAND	16 981	4 834	2 783	VATICAN CITY	11 600	531	301
SWITZERLAND	16 282	4 744	2 704	YUGOSLAVIA	45 752	3 079	1 749
AUSTRIA	27 200	7 928	4 522	TURKEY	4 458	411	231
POLAND	28 356	3 117	1 769	SOVIET UNION	372 718	22 041	12 039
CZECHOSLOVA	833	130	73	POLAND	105 672	5 457	3 022
HUNGARY	876	193	112	CZECHOSLOVA	5 366	556	319
MOROCCO	1 920	206	122	HUNGARY	763	168	95
LIBYA	2 263	284	153	ROMANIA	1 534	222	119
USA	384 360	88 543	50 044	BULGARIA	2 205	325	187
CANADA	31 596	6 806	3 831	ALBANIA	56 550	2 632	1 471
BRAZIL	256	85	48	MOROCCO	11 793	520	281
ISRAEL	1 194	279	156	ALGERIA	334 564	14 926	8 346
SAUDI ARABIA	1 138	289	162	TUNISIA	166 776	6 539	3 545
KUWAIT	522	115	63	LIBYA	169 711	6 448	3 639
SINGAPORE	592	64	37	EGYPT	480 727	20 669	11 513
JAPAN	42 301	10 880	6 318	SUDAN	22 507	931	513
TAIWAN	1 407	144	81	MAURITANIA	54 350	2 091	1 153
HONG KONG	347	70	37	MALI	16 687	598	340
AUSTRALIA	1 314	421	234	BURKINA FASO	25 500	1 185	654
NEW ZEALAND	5 277	1 064	599	NIGER	30 750	1 114	621
UNID COUNTR	247	71	39	CAPE VERDE	5 000	195	111
061 SUGARS, MOLASSES, HONEY				GAMBIA	509 203	18 191	10 390
IMPORTS	10 397 063	726 520	414 109	GUINEA	20 640	840	466
FRANCE	1 869 457	229 651	131 104	SIERRA LEONE	49 832	1 900	1 068
BELGIUM LUX	864 875	85 148	48 595	LIBERIA	90 168	3 885	2 233
NETHERLANDS	2 002 441	131 486	75 143	IVORY COAST	15 225	514	289
ITALY	111 515	15 949	9 121	GHANA	236 117	10 055	5 643
UNTD KINGDOM	45 700	5 359	3 056	TOGO	49 067	2 304	1 310
IRELAND	1 331	180	105	BENIN	21 246	758	411
DENMARK	90 711	11 821	6 635	NIGERIA	593 958	28 127	15 383
GREECE	1 662	1 037	609	CAMEROON	1 500	57	30
SPAIN	3 434	1 682	965	ZAIRE	20 458	934	534
FINLAND	30 322	7 269	4 060	RWANDA	50 003	2 045	1 136
SWITZERLAND	314	215	124	ANGOLA	4 180	215	124
AUSTRIA	91 289	5 941	3 369	ETHIOPIA	9 051	400	220
YUGOSLAVIA	5 048	1 602	918	DJIBOUTI	47 001	1 964	1 116
TURKEY	11 267	4 424	2 570	SOMALIA	12 720	712	403
SOVIET UNION	91 628	9 571	5 480	KENYA	70 943	3 265	1 803
POLAND	228 192	6 257	3 569	UGANDA	2 965	135	75
CZECHOSLOVA	33 462	8 391	4 741	TANZANIA	28 099	1 466	849
HUNGARY	54 159	9 819	5 607	SEYCHELLES	8 765	420	240
ROMANIA	15 161	3 710	2 120	MOZAMBIQUE	8 400	80	48
BULGARIA	22 005	3 263	1 889	REP S AFRICA	6 473	848	479
EGYPT	61 924	1 057	612	SWAZILAND	5 375	314	179
SUDAN	380 471	4 965	2 949	USA	23 560	2 128	1 198
KENYA	29 865	405	240	CANADA	109 465	6 489	3 674
REUNION	1 070	211	122	MEXICO	1 737	251	144
MAURITIUS	26 075	3 741	2 119	GUATEMALA	810	133	73
ZAMBIA	969	135	81	HONDURAS	5 243	270	149
USA	563 201	15 087	8 471	EL SALVADOR	7 692	353	191
CANADA	33 308	10 834	6 175	NICARAGUA	1 790	163	95
MEXICO	755 552	42 675	24 358	COSTA RICA	1 291	223	124
GUATEMALA	18 996	3 191	1 827	BAHAMAS	7 235	326	183
BELIZE	378	68	38	DOMINIC REP	2 639	103	60
EL SALVADOR	17 544	2 573	1 503	AM VIRGIN IS	1 475	76	43
NICARAGUA	236	67	39	ANTIGUA	2 549	117	65
CUBA	13 745	1 912	1 083	DOMINICA	16 125	779	445
HAITI	322	64	36	JAMAICA	6 038	300	164
COLOMBIA	1 748	334	187	ST LUCIA	13 550	675	312
BRAZIL	188 336	2 990	1 764	ST VINCENT	14 625	658	369
				GRENADA	3 010	123	68
				NETH ANTILL	10 097	431	247
				COLOMBIA	1 171	166	94



6 IMPORTS AND EXPORTS (SPECIAL TRADE) BY GROUPS OF THE SITC-REV. III AND BY COUNTRIES OF PRODUCTION AND CONSUMPTION 1988

GROUP COUNTRY	DT = 100 KG	1 000 DM	1 000 \$	GROUP COUNTRY	DT = 100 KG	1 000 DM	1 000 \$
PARAGUAY	15 324	5 735	3 266	S TOME PRINC	35 369	13 097	7 519
URUGUAY	168	74	40	GABON	3 871	1 495	885
ARGENTINA	125	64	36	CONGO	5 858	2 206	1 283
INDIA	44 851	18 956	10 882	ZAIRE	2 448	817	453
SRI LANKA	13 983	4 633	2 672	UGANDA	2 108	720	389
THAILAND	2 980	1 123	641	TANZANIA	7 082	2 535	1 460
LAOS	622	167	91	MADAGASCAR	5 379	1 901	1 093
VIETNAM	21 135	7 451	4 110	USA	2 994	459	261
INDONESIA	262 643	88 329	50 032	MEXICO	6 898	2 902	1 618
MALAYSIA	423	226	123	COSTA RICA	1 976	889	504
PHILIPPINES	1 581	483	280	CUBA	9 309	6 445	3 686
TAIWAN	175	97	52	HAITI	17 883	5 289	2 990
PAPUA NEW G	219 537	115 457	65 671	DOMINIC REP	386	125	67
NAURU	206	143	82	TRINIDAD TOB	230	115	67
UNID COUNTR	480	236	136	GRENADA	321	108	61
EXPORTS	1 399 301	1 176 653	669 154	COLOMBIA	9 998	3 632	2 134
FRANCE	123 063	115 086	65 461	VENEZUELA	2 692	1 269	721
BELGIUM LUX	228 981	179 333	101 710	ECUADOR	29 845	11 826	6 739
NETHERLANDS	170 694	132 793	75 412	PERU	175	125	74
ITALY	5 098	7 535	4 248	BRAZIL	70 121	26 746	15 208
UNTD KINGDOM	144 826	211 848	120 274	BOLIVIA	1 673	711	400
IRELAND	1 207	2 659	1 516	INDIA	198	180	95
DENMARK	60 867	42 585	24 296	THAILAND	621	178	101
GREECE	4 874	6 451	3 723	INDONESIA	153 692	52 703	30 139
PORTUGAL	2 698	1 897	943	MALAYSIA	398 838	120 306	67 844
SPAIN	3 317	4 898	2 762	SINGAPORE	1 433	409	229
CANARY IS	2 116	2 694	1 530	PHILIPPINES	4 174	1 654	956
ICELAND	263	215	116	JAPAN	499	209	126
NORWAY	11 841	10 187	5 741	PAPUA NEW G	156 070	54 242	30 563
SWEDEN	13 441	18 078	10 345	SOLOMON IS	11 402	3 588	2 007
FINLAND	548	1 350	754	KIRIBATI	296	99	55
SWITZERLAND	23 472	20 782	11 769	FIJI	3 020	1 032	596
AUSTRIA	84 316	53 692	30 387	VANUATU	291	121	73
MALTA	72	162	89	WEST SAMOA	2 689	843	488
YUGOSLAVIA	61	175	95	UNID COUNTR	149	56	31
TURKEY	878	1 273	725	EXPORTS	927 756	451 192	256 699
SOVIET UNION	363	773	436	FRANCE	241 593	128 878	73 265
POLAND	10 810	7 609	4 282	BELGIUM LUX	69 672	42 814	24 369
CZECHOSLOVA	5 193	4 982	2 832	NETHERLANDS	131 126	43 706	24 715
HUNGARY	67	110	58	ITALY	88 305	39 315	22 362
BULGARIA	1 226	1 742	993	UNTD KINGDOM	28 393	14 884	8 492
MOROCCO	342	104	56	DENMARK	20 544	6 134	3 501
LIBYA	37	85	47	GREECE	10 017	6 248	3 592
EGYPT	162	195	107	PORTUGAL	2 911	1 040	594
ANGOLA	62	149	80	SPAIN	9 811	1 597	905
REP S AFRICA	570	445	256	ICELAND	2 283	1 675	946
USA	429 458	266 091	152 242	NORWAY	9 794	6 736	3 784
CANADA	25 885	17 727	10 173	SWEDEN	25 731	14 747	8 362
CYPRUS	767	1 145	654	FINLAND	12 841	6 574	3 712
LEBANON	66	147	84	SWITZERLAND	55 174	44 227	25 284
ISRAEL	3 034	3 195	1 816	AUSTRIA	29 342	19 022	10 854
JORDAN	224	257	149	YUGOSLAVIA	3 768	1 149	648
SAUDI ARABIA	2 167	2 559	1 456	TURKEY	5 255	1 625	928
KUWAIT	502	555	314	POLAND	19 030	5 617	3 164
BAHRAIN	100	120	71	CZECHOSLOVA	1 251	835	475
QATAR	118	102	59	HUNGARY	1 653	496	278
ARAB EMIRAT	437	507	292	ROMANIA	10 201	2 648	1 522
OMAN	491	513	292	ALBANIA	212	89	49
MALAYSIA	304	529	295	ALGERIA	300	65	37
SINGAPORE	392	647	376	EGYPT	5 685	1 629	932
SOUTH KOREA	991	666	391	ZIMBABWE	150	109	65
JAPAN	19 335	36 158	20 322	REP S AFRICA	4 589	3 951	2 250
TAIWAN	807	1 544	885	USA	52 340	15 842	8 981
HONG KONG	2 557	2 106	1 196	CANADA	12 553	7 236	4 111
AUSTRALIA	7 929	9 857	5 588	CYPRUS	209	61	35
PAPUA NEW G	210	446	254	LEBANON	445	124	70
NEW ZEALAND	1 818	1 511	866	IRAQ	300	80	44
SHIPS SUPPL	97	212	127	IRAN	236	77	43
072 COCOA				ISRAEL	4 522	1 452	837
IMPORTS	2 797 250	1 104 144	630 386	SAUDI ARABIA	827	327	185
FRANCE	17 559	9 434	5 354	KUWAIT	61	51	30
BELGIUM LUX	5 219	2 574	1 457	ARAB EMIRAT	91	58	34
NETHERLANDS	389 088	214 342	122 176	SOUTH YEMEN	533	139	77
ITALY	19 049	9 753	5 623	SINGAPORE	1 403	339	190
UNTD KINGDOM	26 298	19 545	11 168	PHILIPPINES	1 200	372	210
GREECE	200	148	87	CHINA	8 300	1 591	861
SPAIN	17 501	12 659	7 246	SOUTH KOREA	2 701	824	460
NORWAY	200	140	76	JAPAN	34 515	22 786	13 197
SWEDEN	199	108	64	HONG KONG	15 714	2 731	1 514
SWITZERLAND	3 072	1 895	1 120	AUSTRALIA	1 561	1 100	628
POLAND	24 346	16 594	9 522	073 CHOCOLATE, OTH. COCOA PREP			
HUNGARY	2 429	1 503	833	IMPORTS	1 292 737	794 208	451 452
GUINEA	7 670	2 688	1 606	FRANCE	226 388	138 171	78 308
SIERRA LEONE	22 887	7 382	4 155	BELGIUM LUX	232 443	187 919	106 853
LIBERIA	2 980	961	560	NETHERLANDS	498 646	241 895	137 446
IVORY COAST	658 333	250 030	144 364	ITALY	129 643	74 350	42 380
GHANA	75 658	28 013	15 941	UNTD KINGDOM	40 076	27 676	15 807
TOGO	16 864	7 432	4 182	IRELAND	1 317	340	192
BENIN	742	253	149	DENMARK	11 465	5 728	3 266
NIGERIA	348 418	125 373	71 345	GREECE	332	139	79
CAMEROON	196 625	73 292	41 894	SPAIN	240	182	103
EQUAT GUINEA	2 445	783	438	SWEDEN	39 010	37 197	21 074

6 IMPORTS AND EXPORTS (SPECIAL TRADE) BY GROUPS OF THE SITC-REV. III AND BY COUNTRIES OF PRODUCTION AND CONSUMPTION 1988

GROUP COUNTRY	DT = 100 KG	1 000 DM	1 000 \$	GROUP COUNTRY	DT = 100 KG	1 000 DM	1 000 \$
FINLAND	14 611	9 550	5 391	TAIWAN	457	417	235
SWITZERLAND	38 432	32 554	18 474	EXPORTS	53 876	59 580	33 509
AUSTRIA	33 013	30 625	17 572	FRANCE	1 453	1 662	955
YUGOSLAVIA	3 164	937	535	BELGIUM LUX	1 146	1 433	818
TURKEY	1 230	365	210	NETHERLANDS	4 098	3 044	1 736
SOVIET UNION	158	60	31	ITALY	1 348	1 926	1 099
POLAND	13 929	2 675	1 544	UNTD KINGDOM	1 167	3 610	2 037
CZECHOSLOVA	2 565	1 972	1 122	DENMARK	1 741	1 660	945
HUNGARY	3 705	952	544	GREECE	52	63	36
USA	1 945	700	397	SPAIN	836	847	482
ISRAEL	99	69	40	NORWAY	453	591	343
EXPORTS	1 157 913	717 315	406 688	SWEDEN	805	726	411
FRANCE	186 374	96 618	54 873	FINLAND	191	233	133
BELGIUM LUX	204 502	108 143	61 319	SWITZERLAND	1 830	1 213	698
NETHERLANDS	154 413	88 419	50 510	AUSTRIA	4 129	3 262	1 874
ITALY	105 135	67 921	38 309	TURKEY	165	185	107
UNTD KINGDOM	112 405	67 826	38 278	POLAND	136	98	56
IRELAND	638	469	269	CZECHOSLOVA	115	183	105
DENMARK	57 638	40 719	23 219	BULGARIA	32	55	32
GREECE	6 393	5 180	2 948	CANADA	1 124	748	423
PORTUGAL	4 764	4 296	2 439	ISRAEL	239	144	83
SPAIN	40 900	25 425	14 508	KUWAIT	36	74	40
CANARY IS	2 263	1 598	908	JAPAN	55	243	138
ICELAND	1 530	1 202	676	TAIWAN	53	95	56
NORWAY	8 674	6 633	3 722	075 SPICES			
SWEDEN	14 388	9 747	5 507	IMPORTS	412 129	222 180	126 367
FINLAND	9 561	7 834	4 389	FRANCE	13 373	6 781	3 869
SWITZERLAND	24 223	19 774	11 211	BELGIUM LUX	389	228	125
AUSTRIA	109 143	79 710	45 411	NETHERLANDS	12 988	5 061	2 849
ANDORRA	1 157	967	548	ITALY	1 353	880	491
MALTA	800	767	429	UNTD KINGDOM	4 826	1 822	1 037
YUGOSLAVIA	1 516	1 464	838	DENMARK	1 371	995	562
SOVIET UNION	1 521	2 631	1 518	GREECE	1 671	1 108	631
POLAND	7 633	4 856	2 759	PORTUGAL	84	74	41
CZECHOSLOVA	4 589	3 980	2 249	SPAIN	25 454	9 800	5 578
HUNGARY	2 114	1 633	927	SWITZERLAND	511	492	282
ROMANIA	68	83	48	AUSTRIA	516	157	93
BULGARIA	2 493	1 574	903	YUGOSLAVIA	18 098	4 642	2 655
LIBYA	9 212	3 389	1 975	TURKEY	14 410	5 267	3 020
SUDAN	45	58	35	SOVIET UNION	557	60	34
TOGO	93	82	43	POLAND	14 911	2 633	1 512
REP S AFRICA	495	487	275	CZECHOSLOVA	2 427	344	202
USA	24 009	19 981	11 146	HUNGARY	41 030	11 562	6 590
CANADA	16 734	11 094	6 149	ROMANIA	4 694	416	228
CHILE	84	89	53	BULGARIA	15 595	1 279	724
CYPRUS	295	225	128	ALBANIA	1 992	552	314
LEBANON	167	114	65	MOROCCO	7 018	720	402
ISRAEL	10 049	5 774	3 322	EGYPT	2 462	449	252
SAUDI ARABIA	1 988	1 405	790	NIGERIA	699	92	53
KUWAIT	1 802	1 382	789	CAMEROON	456	252	136
BAHRAIN	152	130	73	MADAGASCAR	9 577	19 772	11 389
QATAR	91	94	55	REUNION	74	580	334
ARAB EMIRAT	690	525	291	COMOROS	2 020	3 024	1 704
OMAN	105	78	45	USA	1 792	1 359	770
INDONESIA	160	87	47	MEXICO	1 538	435	250
SINGAPORE	1 475	1 188	677	GUATEMALA	1 670	703	399
JAPAN	18 292	14 366	7 892	HAITI	496	75	42
TAIWAN	496	532	299	DOMINIC REP	82	66	38
HONG KONG	1 382	1 239	700	JAMAICA	2 290	938	534
AUSTRALIA	4 131	4 046	2 284	GRENADA	5 852	8 311	4 731
NEW ZEALAND	192	286	163	BRAZIL	38 889	19 755	11 287
SHIPS SUPPL	234	572	328	CHILE	338	272	151
074 TEA AND MATE				PARAGUAY	239	170	90
IMPORTS	196 178	112 054	63 716	LEBANON	260	87	46
FRANCE	81	263	148	IRAN	80	527	298
BELGIUM LUX	467	1 022	579	PAKISTAN	1 746	334	190
NETHERLANDS	2 174	969	546	INDIA	25 477	13 571	7 633
UNTD KINGDOM	29 247	14 898	8 428	SRI LANKA	3 071	1 923	1 089
DENMARK	243	89	50	THAILAND	2 782	1 685	946
SWITZERLAND	148	88	49	VIETNAM	901	621	364
TURKEY	1 172	586	330	INDONESIA	76 145	68 762	39 080
SOVIET UNION	428	121	68	MALAYSIA	19 623	16 096	9 118
HUNGARY	238	197	113	SINGAPORE	1 616	1 259	724
ZAIRE	1 143	278	158	CHINA	26 523	4 764	2 686
KENYA	5 185	2 408	1 375	JAPAN	76	134	72
TANZANIA	275	103	62	HONG KONG	210	130	72
MOZAMBIQUE	566	306	180	PAPUA NEW G	413	269	149
MAURITIUS	763	204	116	FR POLYNESIA	12	219	128
ZIMBABWE	2 801	828	478	EXPORTS	82 033	78 017	44 153
MALAWI	3 554	939	533	FRANCE	10 381	15 934	9 029
CANADA	374	75	41	BELGIUM LUX	5 441	4 942	2 792
ECUADOR	308	81	45	NETHERLANDS	10 833	10 392	5 876
BRAZIL	5 964	1 816	1 024	ITALY	5 937	7 075	4 034
ARGENTINA	11 352	2 177	1 251	UNTD KINGDOM	7 154	5 865	3 331
INDIA	58 520	47 737	27 136	IRELAND	752	585	327
BANGLADESH	2 059	840	482	DENMARK	6 670	6 079	3 440
SRI LANKA	31 012	17 597	10 057	GREECE	497	451	257
NEPAL	73	99	55	PORTUGAL	801	771	426
VIETNAM	1 439	330	186	SPAIN	6 215	3 731	2 136
INDONESIA	15 622	6 860	3 904	CANARY IS	209	307	166
CHINA	19 088	9 741	5 547				
JAPAN	182	299	162				

6 IMPORTS AND EXPORTS (SPECIAL TRADE) BY GROUPS OF THE SITC-REV. III AND BY COUNTRIES OF PRODUCTION AND CONSUMPTION 1988

GROUP COUNTRY	DT = 100 KG	1 000 DM	1 000 \$	GROUP COUNTRY	DT = 100 KG	1 000 DM	1 000 \$
ICELAND	125	110	57	BELGIUM LUX	1 454 448	126 584	72 022
NORWAY	2 111	1 953	1 095	NETHERLANDS	14 046 027	421 174	239 223
SWEDEN	2 070	1 595	906	ITALY	509 941	91 786	52 398
FINLAND	1 748	1 027	571	UNTD KINGDOM	1 359 933	91 029	51 749
SWITZERLAND	3 945	4 596	2 609	IRELAND	315 830	11 884	6 783
AUSTRIA	5 530	2 974	1 677	DENMARK	6 359 991	308 995	176 498
YUGOSLAVIA	2 103	1 895	1 080	GREECE	50 141	9 820	5 576
TURKEY	429	232	128	PORTUGAL	70 930	5 174	2 863
POLAND	565	290	163	SPAIN	76 450	16 824	9 562
HUNGARY	195	95	51	CANARY IS	489	170	91
BULGARIA	95	91	49	ICELAND	2 714	220	121
REP S AFRICA	2 398	764	425	NORWAY	98 171	13 385	7 638
USA	1 691	1 511	860	SWEDEN	950 249	77 456	44 183
CANADA	550	612	335	FINLAND	57 155	5 727	3 200
VENEZUELA	98	114	65	SWITZERLAND	1 222 066	81 280	46 440
CHILE	99	112	63	AUSTRIA	4 726 552	273 030	155 252
ISRAEL	144	121	65	MALTA	16 004	1 206	685
SAUDI ARABIA	73	175	101	YUGOSLAVIA	5 792	2 443	1 404
KUWAIT	81	120	68	TURKEY	19 870	2 738	1 560
SOUTH YEMEN	300	239	137	SOVIET UNION	113	398	227
MALAYSIA	69	79	43	POLAND	945 228	57 310	32 248
SINGAPORE	433	506	285	CZECHOSLOVA	691 640	57 839	32 784
JAPAN	669	1 082	615	HUNGARY	425 176	51 699	29 059
HONG KONG	78	131	73	BULGARIA	235 693	20 340	11 532
AUSTRALIA	421	552	314	ALBANIA	404	52	30
				MOROCCO	1 261	382	219
				ALGERIA	1 452	1 434	840
				LIBYA	187	187	107
				EGYPT	31 609	2 822	1 595
				SUDAN	146	53	32
				GAMBIA	6 400	275	155
				NIGERIA	610	229	131
				ETHIOPIA	4 486	468	269
				KENYA	650	204	111
				ZAMBIA	63	56	30
				ZIMBABWE	1 458	387	218
				REP S AFRICA	5 833	2 751	1 566
				USA	58 300	61 751	34 919
				CANADA	3 083	2 976	1 692
				MEXICO	3 623	2 759	1 564
				GUATEMALA	200	300	165
				HONDURAS	208	58	31
				EL SALVADOR	350	95	54
				COSTA RICA	1 010	384	218
				PANAMA	333	68	40
				DOMINIC REP	240	135	81
				JAMAICA	398	51	30
				COLOMBIA	616	843	476
				VENEZUELA	1 735	682	398
				ECUADOR	1 721	574	328
				PERU	1 942	799	438
				BRAZIL	3 370	512	288
				CHILE	5 201	886	500
				BOLIVIA	695	156	92
				URUGUAY	1 625	249	140
				ARGENTINA	1 791	457	259
				CYPRUS	5 240	1 730	969
				LEBANON	1 841	158	91
				SYRIA	42 329	3 042	1 738
				IRAN	16 586	2 421	1 392
				ISRAEL	66 679	5 851	3 340
				JORDAN	4 156	478	275
				SAUDI ARABIA	8 627	1 587	899
				KUWAIT	5 952	590	329
				ARAB EMIRAT	2 295	513	295
				OMAN	51	61	35
				NORTH YEMEN	90	68	39
				PAKISTAN	3 240	581	330
				INDIA	1 172	181	102
				THAILAND	11 108	3 221	1 832
				INDONESIA	11 281	2 456	1 402
				MALAYSIA	9 828	1 866	1 062
				SINGAPORE	3 702	858	484
				PHILIPPINES	2 583	816	462
				CHINA	7 128	1 646	938
				SOUTH KOREA	1 703	1 380	776
				JAPAN	116 335	33 640	19 133
				TAIWAN	33 403	5 485	3 105
				HONG KONG	5 720	3 907	2 176
				AUSTRALIA	795	644	357
				NEW ZEALAND	841	194	110
				091 MARGARINE AND SHORTENING			
				IMPORTS	149 317	24 064	13 735
				FRANCE	508	78	43
				BELGIUM LUX	103 944	12 895	7 343
				NETHERLANDS	41 136	10 095	5 780
				ITALY	605	96	55
				UNTD KINGDOM	1 183	391	222
				DENMARK	1 037	184	108
				SWEDEN	318	105	61
				SWITZERLAND	217	94	52
				USA	181	53	30
				EXPORTS	608 196	104 155	59 061
081 ANIMAL FEED STUFF							
IMPORTS	75 105 545	2 960 994	1 681 617				
FRANCE	2 381 189	95 102	54 243				
BELGIUM LUX	1 484 963	69 051	39 449				
NETHERLANDS	10 352 326	573 795	325 731				
ITALY	236 140	6 894	3 900				
UNTD KINGDOM	287 538	71 761	40 743				
IRELAND	21 340	755	442				
DENMARK	1 129 697	36 512	20 771				
GREECE	16 889	436	259				
SPAIN	116 789	4 726	2 506				
ICELAND	49 916	4 572	2 593				
FAROE IS	18 103	1 618	955				
NORWAY	40 667	5 500	3 150				
SWEDEN	18 111	823	472				
FINLAND	7 787	140	80				
SWITZERLAND	31 233	7 466	4 317				
AUSTRIA	104 189	4 718	2 663				
YUGOSLAVIA	424 832	11 327	6 502				
TURKEY	11 914	493	287				
SOVIET UNION	501	50	30				
POLAND	555 471	14 779	8 530				
CZECHOSLOVA	35 529	2 025	1 157				
HUNGARY	430 507	11 823	6 731				
ROMANIA	220	217	128				
BULGARIA	9 436	8 362	4 748				
MOROCCO	28 941	800	456				
ALGERIA	1 149	90	48				
EGYPT	32 712	1 069	580				
SUDAN	71 996	2 544	1 463				
SENEGAL	29 868	2 115	1 194				
GUINEA	8 121	214	119				
IVORY COAST	273 411	6 903	3 869				
NIGERIA	123 799	2 948	1 672				
ZAIRE	26 708	669	372				
ETHIOPIA	38 290	809	476				
REP S AFRICA	3 427 022	103 585	59 247				
USA	20 398 209	607 957	348 800				
CANADA	184 279	4 319	2 463				
MEXICO	815	276	156				
ECUADOR	276 387	24 628	13 622				
PERU	801 073	67 853	37 973				
BRAZIL	12 478 338	493 874	277 593				
CHILE	1 985 548	169 439	95 902				
BOLIVIA	7 700	492	261				
PARAGUAY	5 000	151	89				
URUGUAY	15 472	475	275				
ARGENTINA	6 350 603	247 823	139 489				
ISRAEL	31 334	3 120	1 785				
PAKISTAN	1 585	141	80				
INDIA	18 175	8 446	251				
THAILAND	58 025	8 275	4 713				
INDONESIA	3 628 465	87 569	50 074				
MALAYSIA	3 073 824	70 385	40 019				
SINGAPORE	8 342	238	136				
PHILIPPINES	2 508 592	64 615	37 064				
CHINA	1 107 762	34 962	19 737				
SOUTH KOREA	19	102	59				
JAPAN	1 401	8 296	4 729				
TAIWAN	649	539	309				
HONG KONG	167	77	43				
AUSTRALIA	292 958	9 060	5 328				
PAPUA NEW G	37 916	967	546				
NEW ZEALAND	1 026	138	77				
AMER OCEANIA	2 932	63	37				
EXPORTS	35 323 861	1 999 438	1 137 082				
FRANCE	1 179 850	114 013	65 023				

6 IMPORTS AND EXPORTS (SPECIAL TRADE) BY GROUPS OF THE SITC-REV. III AND BY COUNTRIES OF PRODUCTION AND CONSUMPTION 1988

GROUP COUNTRY	DT = 100 KG	1 000 DM	1 000 \$	GROUP COUNTRY	DT = 100 KG	1 000 DM	1 000 \$
FRANCE	205 405	32 320	18 394	MALTA	3 386	2 514	1 429
BELGIUM LUX	38 731	7 886	4 481	YUGOSLAVIA	9 808	4 030	2 261
NETHERLANDS	69 835	10 868	6 176	TURKEY	12 196	6 028	3 396
ITALY	128 603	22 469	12 783	SOVIET UNION	475	317	178
UNTD KINGDOM	22 499	7 291	4 102	POLAND	145 426	19 257	10 762
IRELAND	300	78	46	CZECHOSLOVA	4 520	3 044	1 732
DENMARK	42 015	4 860	2 755	HUNGARY	2 889	1 713	978
GREECE	31 126	3 844	2 183	ROMANIA	1 106	845	480
SPAIN	415	103	58	BULGARIA	3 071	2 744	1 547
CANARY IS	3 202	913	516	ALGERIA	8 979	2 170	1 215
NORWAY	448	144	82	TUNISIA	796	389	211
SWEDEN	1 666	323	183	LIBYA	230	98	50
FINLAND	551	185	104	EGYPT	3 986	2 747	1 538
SWITZERLAND	1 530	1 373	786	SUDAN	2 353	2 050	1 166
AUSTRIA	24 505	4 087	2 332	SENEGAL	166	66	37
TURKEY	620	165	93	LIBERIA	64	58	31
SOVIET UNION	2 944	1 633	869	TOGO	1 924	1 273	712
POLAND	16 774	2 433	1 318	NIGERIA	4 387	2 112	1 187
CZECHOSLOVA	113	68	38	ANGOLA	623	158	86
MAURITANIA	1 050	210	115	ETHIOPIA	266	185	111
BURUNDI	985	140	80	KENYA	313	194	116
MAURITIUS	7 789	1 089	613	TANZANIA	287	113	64
REP S AFRICA	183	141	80	SEYCHELLES	152	115	64
USA	1 204	204	122	MOZAMBIQUE	457	256	137
CYPRUS	3 026	374	214	REUNION	973	607	350
IRAN	394	314	180	MAURITIUS	410	551	314
SAUDI ARABIA	396	90	54	REP S AFRICA	15 111	7 930	4 494
KUWAIT	322	61	35	USA	41 414	28 428	16 258
ARAB EMIRAT	345	97	55	CANADA	14 256	7 974	4 544
SINGAPORE	231	60	34	MEXICO	60	157	90
JAPAN	101	91	50	GUATEMALA	808	230	131
				HONDURAS	497	595	337
				PANAMA	108	272	155
				CUBA	26	154	83
				DOMINIC REP	400	357	202
				GUADELOUPE	132	89	49
				MARTINIQUE	147	109	61
				BARBADOS	61	112	65
				COLOMBIA	684	505	285
				VENEZUELA	1 012	341	196
				ECUADOR	67	107	60
				PERU	739	515	305
				BRAZIL	721	595	336
				CHILE	244	157	95
				BOLIVIA	61	171	99
				URUGUAY	706	348	194
				ARGENTINA	192	164	88
				CYPRUS	2 415	2 365	1 348
				LEBANON	771	609	343
				SYRIA	1 084	743	409
				IRAQ	29 308	14 186	8 024
				IRAN	1 623	1 017	564
				ISRAEL	2 131	2 171	1 214
				JORDAN	3 589	3 374	1 973
				SAUDI ARABIA	20 175	13 088	7 469
				KUWAIT	5 714	5 902	3 411
				BAHRAIN	205	145	81
				QATAR	510	538	310
				ARAB EMIRAT	6 175	7 579	4 341
				OMAN	3 032	3 769	2 159
				NORTH YEMEN	369	713	401
				SOUTH YEMEN	503	197	111
				PAKISTAN	748	588	331
				BANGLADESH	335	335	189
				SRI LANKA	69	106	59
				THAILAND	1 318	530	303
				INDONESIA	511	826	464
				MALAYSIA	2 394	2 130	1 228
				SINGAPORE	1 898	1 387	800
				PHILIPPINES	1 904	991	559
				SOUTH KOREA	3 099	2 617	1 466
				JAPAN	21 809	10 710	6 094
				TAIWAN	1 574	1 201	678
				HONG KONG	7 032	4 155	2 375
				AUSTRALIA	5 965	4 137	2 332
				NEW ZEALAND	332	280	158
098 EDIBLE PROD. PREPRTNS, NES				111 NON-ALCOHOL. BEVERAGE, NES			
IMPORTS	2 324 730	1 064 112	607 585	IMPORTS	4 972 188	238 301	135 139
FRANCE	379 731	97 700	55 881	FRANCE	2 296 021	96 607	55 061
BELGIUM LUX	366 522	91 832	52 519	BELGIUM LUX	260 870	16 073	9 094
NETHERLANDS	647 043	211 849	121 070	NETHERLANDS	1 371 202	53 696	30 340
ITALY	324 803	129 852	74 268	ITALY	112 178	12 807	7 329
UNTD KINGDOM	83 447	35 344	20 124	UNTD KINGDOM	8 964	1 105	644
IRELAND	74 003	320 664	182 979	DENMARK	88 654	910	518
DENMARK	134 005	46 951	26 752	PORTUGAL	12 041	421	245
GREECE	11 141	4 164	2 382	SPAIN	414	61	33
PORTUGAL	2 856	846	479	SWITZERLAND	240 562	11 987	6 814
SPAIN	5 956	1 220	687	AUSTRIA	493 639	41 333	23 190
NORWAY	246	179	100	YUGOSLAVIA	23 044	699	400
SWEDEN	16 772	7 704	4 413	TURKEY	58 196	2 033	1 161
FINLAND	2 760	663	373	HUNGARY	1 901	87	49
SWITZERLAND	94 400	50 775	28 884	USA	105	74	42
AUSTRIA	62 999	23 764	13 534	CANADA	871	54	31
YUGOSLAVIA	5 577	936	538				
TURKEY	23 211	4 251	2 451				
HUNGARY	4 369	777	441				
ROMANIA	4 229	652	376				
MOROCCO	972	2 569	1 472				
TUNISIA	368	144	81				
REP S AFRICA	1 094	188	105				
USA	12 601	8 188	4 678				
CANADA	4 191	995	572				
MEXICO	212	311	177				
BRAZIL	1 218	380	216				
ARGENTINA	212	74	42				
LEBANON	700	122	65				
ISRAEL	12 872	3 006	1 707				
INDIA	434	170	92				
THAILAND	6 427	1 983	1 120				
SINGAPORE	6 232	2 619	1 499				
PHILIPPINES	247	96	55				
CHINA	13 381	3 222	1 826				
SOUTH KOREA	3 626	1 321	749				
JAPAN	6 582	4 889	2 772				
TAIWAN	1 904	835	475				
HONG KONG	4 716	1 581	903				
AUSTRALIA	115	371	206				
NEW ZEALAND	1 814	674	383				
EXPORTS	2 665 511	1 004 494	571 381				
FRANCE	336 051	117 409	66 728				
BELGIUM LUX	218 573	88 474	50 441				
NETHERLANDS	438 559	115 957	66 031				
ITALY	149 178	79 694	45 626				
UNTD KINGDOM	127 661	64 901	36 899				
IRELAND	18 859	5 996	3 397				
DENMARK	95 828	26 035	14 827				
GREECE	27 140	20 520	11 702				
PORTUGAL	18 094	10 194	5 793				
SPAIN	52 662	19 588	11 139				
CANARY IS	7 738	3 035	1 713				
ICELAND	47 707	4 354	2 388				
NORWAY	313 700	30 320	16 813				
SWEDEN	58 243	22 617	12 899				
FINLAND	15 198	6 813	3 867				
SWITZERLAND	188 781	88 545	50 510				
AUSTRIA	137 289	110 122	62 814				
ANDORRA	86	59	32				

6 IMPORTS AND EXPORTS (SPECIAL TRADE) BY GROUPS OF THE SITC-REV. III AND BY COUNTRIES OF PRODUCTION AND CONSUMPTION 1988

GROUP COUNTRY	DT = 100 KG	1 000 DM	1 000 \$	GROUP COUNTRY	DT = 100 KG	1 000 DM	1 000 \$
<b>EXPORTS</b>	<b>74 533 467</b>	<b>242 323</b>	<b>137 927</b>	BAHAMAS	6 538	4 599	2 616
FRANCE	319 973	36 864	21 077	GUADELOUPE	1 907	351	208
BELGIUM LUX	1 092 891	51 725	29 519	MARTINIQUE	42 238	26 653	15 277
NETHERLANDS	72 298 683	35 000	19 956	JAMAICA	27 246	11 071	6 184
ITALY	68 390	11 230	6 396	BARBADOS	258	140	81
UNTD KINGDOM	206 698	28 118	15 805	NETH ANTILL	7 193	1 084	617
IRELAND	2 846	606	343	VENEZUELA	65	55	32
DENMARK	18 679	3 131	1 778	GUYANA	14 558	2 255	1 279
GREECE	36 163	6 436	3 654	BRAZIL	1 474	695	384
PORTUGAL	3 135	574	330	CHILE	1 890	624	348
SPAIN	28 326	5 961	3 375	ARGENTINA	4 417	1 368	775
CANARY IS	39 170	3 396	1 926	CYPRUS	3 941	959	534
ICELAND	1 122	162	95	ISRAEL	1 237	571	329
NORWAY	4 269	1 684	960	INDIA	178	119	68
SWEDEN	18 239	5 503	3 162	THAILAND	483	91	50
FINLAND	6 093	1 385	789	INDONESIA	393	240	132
SWITZERLAND	85 378	11 727	6 625	CHINA	2 400	912	511
AUSTRIA	102 422	11 601	6 634	SOUTH KOREA	957	289	163
MALTA	2 883	269	149	JAPAN	9 816	5 766	3 276
SOVIET UNION	18 581	2 089	1 214	TAIWAN	1 113	613	348
POLAND	15 196	1 899	1 051	AUSTRALIA	1 454	797	447
CZECHOSLOVA	655	91	52	NEW ZEALAND	208	64	34
HUNGARY	1 343	174	99	<b>EXPORTS</b>	<b>8 278 013</b>	<b>1 554 372</b>	<b>882 572</b>
ROMANIA	728	109	64	FRANCE	402 230	63 813	36 364
LIBYA	576	139	81	BELGIUM LUX	163 353	35 008	19 929
EGYPT	433	108	60	NETHERLANDS	370 321	108 152	61 552
GHANA	1 028	141	78	ITALY	872 959	121 358	68 922
TOGO	720	52	30	UNTD KINGDOM	2 758 643	466 641	264 499
NIGERIA	667	109	65	IRELAND	112 794	13 570	7 717
ANGOLA	16 126	1 838	1 046	DENMARK	168 724	40 442	23 043
SOMALIA	436	68	41	GREECE	48 031	9 396	5 324
MOZAMBIQUE	395	73	43	PORTUGAL	12 778	2 119	1 201
USA	73 231	10 244	5 835	SPAIN	199 202	27 846	15 715
CANADA	10 971	1 015	573	CANARY IS	60 119	8 595	4 891
CUBA	1 912	221	128	CEUTA MEL	1 433	215	122
BAHAMAS	382	102	59	ICELAND	2 723	1 534	873
DOMINIC REP	178	90	51	NORWAY	55 341	14 751	8 264
GUADELOUPE	5 639	806	459	SWEDEN	165 721	34 650	19 739
MARTINIQUE	3 251	498	285	FINLAND	25 091	5 460	3 091
NETH ANTILL	2 361	379	216	SWITZERLAND	204 706	33 161	18 856
CYPRUS	943	84	48	AUSTRIA	224 333	28 196	16 064
IRAQ	5 415	98	54	ANDORRA	1 821	644	369
IRAN	2 201	237	136	GIBRALTAR	2 118	421	237
ISRAEL	693	145	83	MALTA	1 969	448	254
SAUDI ARABIA	5 509	1 660	951	YUGOSLAVIA	3 140	954	530
KUWAIT	980	185	107	TURKEY	1 111	634	350
BAHRAIN	814	96	54	SOVIET UNION	10 602	1 712	952
QATAR	757	81	48	POLAND	35 516	5 654	3 208
ARAB EMIRAT	1 152	134	76	CZECHOSLOVA	284	85	47
INDIA	511	70	42	HUNGARY	8 975	1 526	866
MALAYSIA	101	76	45	ROMANIA	845	131	73
SINGAPORE	1 827	253	140	BULGARIA	2 046	365	199
JAPAN	8 781	1 589	927	MOROCCO	1 482	190	105
TAIWAN	4 002	599	334	TUNISIA	261	56	34
HONG KONG	4 306	695	382	EGYPT	4 696	1 006	571
AUSTRALIA	583	69	40	MALI	492	64	37
NEW ZEALAND	545	132	75	CAPE VERDE	1 528	223	128
				GUIN BISSAU	1 484	178	101
<b>112 ALCOHOLIC BEVERAGES</b>				GUINEA	16 702	2 536	1 435
<b>IMPORTS</b>	<b>11 662 892</b>	<b>2 877 510</b>	<b>1 642 385</b>	SIERRA LEONE	4 703	813	455
FRANCE	3 874 212	1 339 145	764 977	LIBERIA	353	85	46
BELGIUM LUX	77 755	10 457	5 944	IVORY COAST	779	118	69
NETHERLANDS	127 939	34 179	19 423	GHANA	1 365	321	181
ITALY	4 212 072	646 765	369 371	TOGO	267	79	45
UNTD KINGDOM	144 476	111 631	63 543	BENIN	819	138	79
IRELAND	86 380	50 091	28 527	NIGERIA	15 423	3 231	1 840
DENMARK	781 658	110 477	63 519	CAMEROON	4 366	656	383
GREECE	302 100	84 773	48 364	CENT AFR REP	1 054	160	95
PORTUGAL	115 078	44 862	25 584	EQUAT GUINEA	11 682	1 803	1 034
SPAIN	552 372	177 317	100 814	GABON	9 402	1 364	768
CANARY IS	1 536	139	78	CONGO	3 610	521	294
NORWAY	3 898	3 257	1 872	ZAIRE	12 676	2 043	1 151
SWEDEN	4 238	883	501	RWANDA	262	58	32
FINLAND	963	763	432	BURUNDI	1 444	248	136
SWITZERLAND	11 665	9 458	5 347	ANGOLA	35 017	5 128	2 892
AUSTRIA	30 701	13 946	7 902	ETHIOPIA	281	57	32
YUGOSLAVIA	419 356	42 535	24 168	SOMALIA	910	131	75
TURKEY	15 542	6 309	3 572	KENYA	669	338	197
SOVIET UNION	57 150	31 664	18 005	TANZANIA	1 161	199	109
POLAND	8 402	3 546	2 025	MOZAMBIQUE	765	132	74
CZECHOSLOVA	199 757	14 817	8 439	ZAMBIA	519	110	63
HUNGARY	153 168	17 609	10 059	ZIMBABWE	873	146	85
ROMANIA	95 351	10 295	5 887	REP S AFRICA	2 478	1 412	801
BULGARIA	52 415	4 931	2 791	USA	1 628 545	324 682	184 531
ALGERIA	30 563	1 584	887	CANADA	131 254	42 698	24 085
TUNISIA	86 537	9 111	5 200	MEXICO	17 368	4 658	2 616
REUNION	18 110	2 879	1 681	BERMUDA	18 090	2 805	1 600
REP S AFRICA	7 973	3 268	1 869	GUATEMALA	194	63	36
USA	49 503	26 609	15 143	BELIZE	325	105	60
CANADA	3 192	2 026	1 145	EL SALVADOR	523	111	61
MEXICO	7 094	2 222	1 261	NICARAGUA	377	83	45
BERMUDA	114	77	45	COSTA RICA	345	114	65
PANAMA	132	93	53	PANAMA	1 240	354	201
CUBA	835	242	132	CUBA	5 095	726	420
				HAITI	5 274	766	430

6 IMPORTS AND EXPORTS (SPECIAL TRADE) BY GROUPS OF THE SITC-REV. III AND BY COUNTRIES OF PRODUCTION AND CONSUMPTION 1988

GROUP COUNTRY	DT = 100 KG	1 000 DM	1 000 \$	GROUP COUNTRY	DT = 100 KG	1 000 DM	1 000 \$
BAHAMAS	74 533	10 023	5 705	SOUTH KOREA	85 166	55 741	31 507
TURKS CAICOS	2 504	351	199	JAPAN	12 884	4 126	2 345
AM VIRGIN IS	6 611	1 025	589	TAIWAN	858	228	131
ANTIGUA	285	54	30	EXPORTS	197 695	65 513	37 362
MARTINIQUE	291	56	31	FRANCE	30 291	2 085	1 188
CAYMAN IS	1 791	308	177	BELGIUM LUX	6 908	2 899	1 687
JAMAICA	1 647	667	380	NETHERLANDS	14 302	6 864	4 019
ST LUCIA	278	123	69	ITALY	929	350	201
BARBADOS	474	202	113	UNTD KINGDOM	1 503	546	309
TRINIDAD TOB	699	239	133	DENMARK	510	164	90
ARUBA	372	100	55	GREECE	8 368	14 440	8 188
NETH ANTILL	1 702	400	225	SPAIN	358	473	267
COLOMBIA	276	96	53	CANARY IS	533	56	31
VENEZUELA	869	369	213	SWITZERLAND	24 680	20 229	11 530
FRENCH GUIAN	1 934	203	116	AUSTRIA	5 508	3 138	1 771
ECUADOR	941	356	208	ANDORRA	1 254	1 146	653
BRAZIL	22 713	6 266	3 509	YUGOSLAVIA	6 724	5 553	3 145
CHILE	2 053	537	298	HUNGARY	399	415	234
PARAGUAY	3 600	569	327	BULGARIA	58 249	900	515
ARGENTINA	502	111	61	MOROCCO	3 500	217	130
CYPRUS	2 096	735	424	EGYPT	206	154	84
LEBANON	697	145	85	IVORY COAST	400	61	36
SYRIA	458	199	109	CAMEROON	652	1 162	638
IRAQ	1 944	253	145	MADAGASCAR	2 000	146	78
ISRAEL	3 185	491	274	USA	28 877	4 212	2 404
SAUDI ARABIA	1 650	186	106	URUGUAY	1 100	203	114
BAHRAIN	3 442	672	375	122 TOBACCO, MANUFACTURED			
QATAR	600	129	71	IMPORTS	321 174	398 814	226 963
ARAB EMIRAT	10 218	1 713	977	FRANCE	26 618	29 343	16 625
OMAN	1 263	219	125	BELGIUM LUX	31 896	60 966	34 683
NORTH YEMEN	47	266	141	NETHERLANDS	107 881	134 816	76 920
SOUTH YEMEN	4 875	640	358	ITALY	99	167	84
INDIA	2 068	1 034	578	UNTD KINGDOM	4 522	11 816	6 725
BANGLADESH	626	130	76	IRELAND	17 442	37 037	20 968
SRI LANKA	2 269	391	225	DENMARK	24 680	76 747	43 723
THAILAND	871	299	168	GREECE	3 508	3 472	1 973
MALAYSIA	1 047	336	193	CANARY IS	3	75	41
SINGAPORE	6 664	1 824	1 041	SWITZERLAND	464	625	362
PHILIPPINES	1 501	463	263	AUSTRIA	506	544	309
CHINA	743	133	75	USA	100 696	36 209	20 565
SOUTH KOREA	1 625	761	434	HONDURAS	26	293	165
JAPAN	159 979	69 413	39 654	CUBA	117	2 602	1 473
TAIWAN	34 527	5 565	3 126	DOMINIC REP	4	108	61
HONG KONG	15 261	4 044	2 299	JAMAICA	13	111	65
AUSTRALIA	20 774	6 140	3 503	BRAZIL	351	871	493
PAPUA NEW G	244	76	45	PHILIPPINES	36	88	51
NEW ZEALAND	5 074	2 285	1 286	EXPORTS	627 805	1 387 012	788 913
SHIPS SUPPL	3 887	4 730	2 695	FRANCE	146 903	369 023	210 404
121 TOBACCO, UNMANUFACTURED				BELGIUM LUX	56 036	100 195	56 921
IMPORTS	1 168 297	866 794	493 169	NETHERLANDS	30 470	45 902	26 045
FRANCE	40 388	25 266	14 306	ITALY	146 338	467 796	266 261
BELGIUM LUX	8 155	1 569	893	UNTD KINGDOM	115 666	155 313	87 939
NETHERLANDS	4 328	2 973	1 654	IRELAND	529	1 165	665
ITALY	74 157	38 244	21 858	DENMARK	2 833	7 925	4 504
UNTD KINGDOM	124	158	91	GREECE	15 291	29 014	16 487
DENMARK	424	80	44	PORTUGAL	209	514	297
GREECE	95 656	60 627	34 757	SPAIN	2 313	5 950	3 386
SWITZERLAND	6 091	4 158	2 373	CANARY IS	2 563	3 859	2 198
MALTA	148	1 135	639	ICELAND	9	57	33
YUGOSLAVIA	10 588	4 804	2 729	NORWAY	51	185	105
TURKEY	46 992	30 845	17 586	SWEDEN	1 970	3 843	2 188
HUNGARY	2 622	1 310	735	FINLAND	236	758	450
ROMANIA	229	116	67	SWITZERLAND	11 870	19 722	11 252
BULGARIA	11 131	6 682	3 800	AUSTRIA	2 783	6 360	3 598
CAMEROON	251	623	364	ANDORRA	1 473	3 653	2 046
ZAIRE	193	76	43	VATICAN CITY	27	103	58
KENYA	446	249	145	MALTA	64	128	76
TANZANIA	5 440	1 956	1 098	YUGOSLAVIA	6 755	20 281	11 323
ZAMBIA	601	275	160	TURKEY	2 023	5 522	3 125
ZIMBABWE	52 470	30 260	17 255	SOVIET UNION	361	850	467
MALAWI	51 382	31 756	18 118	POLAND	1 848	4 342	2 473
REP S AFRICA	851	250	142	CZECHOSLOVA	874	2 046	1 169
USA	303 189	364 623	207 253	HUNGARY	922	2 269	1 276
CANADA	12 971	8 366	4 751	ROMANIA	29	100	56
MEXICO	10 413	8 543	4 949	BULGARIA	571	950	535
GUATEMALA	1 809	1 022	594	TUNISIA	273	670	380
HONDURAS	109	299	136	LIBYA	44	99	57
NICARAGUA	225	224	130	EGYPT	43	65	35
CUBA	4 816	2 416	1 379	MAURITANIA	61	62	35
DOMINIC REP	1 900	824	468	BURKINA FASO	70	94	57
ARUBA	134	126	69	SENEGAL	4 122	5 124	2 920
COLOMBIA	4 300	5 421	3 106	GUINEA	1 843	2 644	1 473
PERU	706	321	184	IVORY COAST	104	149	88
BRAZIL	165 950	99 460	56 448	CAMEROON	14 753	28 605	16 304
PARAGUAY	1 228	389	222	CONGO	349	56	33
ARGENTINA	46 057	22 403	12 804	DJIBOUTI	142	205	109
SYRIA	73	59	32	REUNION	194	276	153
INDIA	2 685	1 315	751	REP S AFRICA	117	315	177
BANGLADESH	234	70	38	USA	431	1 593	906
SRI LANKA	1 319	771	440	CANADA	312	590	330
THAILAND	42 315	17 270	9 812				
INDONESIA	15 746	14 270	8 158				
PHILIPPINES	35 664	13 373	7 596				
CHINA	4 099	1 616	915				



## 6 IMPORTS AND EXPORTS (SPECIAL TRADE) BY GROUPS OF THE SITC-REV. III AND BY COUNTRIES OF PRODUCTION AND CONSUMPTION 1988

GROUP COUNTRY	DT = 100 KG	1 000 DM	1 000 \$	GROUP COUNTRY	DT = 100 KG	1 000 DM	1 000 \$
GUADELOUPE	224	464	263	CANADA	226	99	56
MARTINIQUE	106	362	207	PAKISTAN	1 072	89	51
FRENCH GUIAN	96	279	156	THAILAND	577	271	157
ARGENTINA	223	328	185	CHINA	1 467	288	164
CYPRUS	2 167	2 468	1 370	SOUTH KOREA	1 751	834	468
LEBANON	166	91	54	JAPAN	1 053	668	369
IRAQ	4 149	2 879	1 708	HONG KONG	14 768	5 181	2 916
IRAN	17 072	26 969	15 680				
ISRAEL	116	213	122	212 FURSKINS, RAW			
SAUDI ARABIA	12 227	14 659	8 291	IMPORTS	16 449	401 136	233 129
KUWAIT	55	161	88	FRANCE	302	2 146	1 253
BAHRAIN	274	357	206	BELGIUM LUX	68	491	291
ARAB EMIRAT	1 623	2 260	1 276	NETHERLANDS	630	13 038	7 579
OMAN	316	396	224	ITALY	24	220	124
THAILAND	25	127	69	UNTD KINGDOM	687	21 521	12 583
SINGAPORE	257	509	291	IRELAND	32	446	264
CHINA	576	723	392	DENMARK	3 013	134 862	78 507
JAPAN	3 336	6 342	3 579	GREECE	6	251	137
TAIWAN	1 367	2 324	1 313	SPAIN	28	82	47
HONG KONG	6 672	9 497	5 254	ICELAND	45	701	380
AUSTRALIA	464	819	459	NORWAY	485	10 374	6 039
FR POLYNESIA	1 102	1 508	870	SWEDEN	419	17 346	10 176
SHIPS SUPPL	1 142	14 494	8 235	FINLAND	2 140	48 315	28 111
				SWITZERLAND	62	225	124
211 HIDES, SKINS (EX. FURS), RAW				AUSTRIA	9	181	108
IMPORTS	862 124	290 299	166 270	TURKEY	19	404	224
FRANCE	77 164	30 773	17 560	SOVIET UNION	1 162	39 309	22 817
BELGIUM LUX	57 047	25 176	14 482	POLAND	195	2 653	1 550
NETHERLANDS	112 842	30 084	17 219	CZECHOSLOVA	38	1 131	668
ITALY	75 595	8 958	5 136	HUNGARY	17	253	141
UNTD KINGDOM	33 605	17 474	10 052	REP S AFRICA	445	11 923	6 644
IRELAND	8 697	2 920	1 691	USA	3 239	53 520	31 412
DENMARK	17 518	7 585	4 321	CANADA	1 719	25 285	14 685
SPAIN	7 505	1 715	991	MEXICO	18	180	107
NORWAY	12 963	6 174	3 513	ARGENTINA	32	852	454
SWEDEN	19 930	8 177	4 702	SYRIA	33	162	95
FINLAND	23 316	7 850	4 492	AFGHANISTAN	630	7 818	4 411
SWITZERLAND	88 980	44 650	25 615	PAKISTAN	13	96	53
AUSTRIA	173 646	46 059	26 434	CHINA	138	2 556	1 457
YUGOSLAVIA	112	55	31	NORTH KOREA	6	86	47
TURKEY	360	145	82	SOUTH KOREA	18	80	44
SOVIET UNION	2 796	70	41	JAPAN	5	240	133
POLAND	19 717	565	324	HONG KONG	19	219	119
CZECHOSLOVA	1 603	300	173	AUSTRALIA	599	2 940	1 629
HUNGARY	6 509	316	187	NEW ZEALAND	114	991	582
SUDAN	58	358	203	EXPORTS	2 978	37 565	21 855
ETHIOPIA	298	837	470	FRANCE	98	1 699	978
REP S AFRICA	9 530	7 775	4 402	BELGIUM LUX	1 746	14 316	8 428
BOTSWANA	864	450	265	NETHERLANDS	285	6 425	3 747
USA	12 892	5 125	2 915	ITALY	43	2 308	1 367
CANADA	12 666	5 878	3 429	UNTD KINGDOM	7	248	135
BRAZIL	4 429	455	254	DENMARK	118	3 418	1 995
BOLIVIA	272	427	250	GREECE	23	729	424
PARAGUAY	268	517	295	SPAIN	41	1 193	679
URUGUAY	106	110	63	SWEDEN	24	192	113
ARGENTINA	493	208	122	FINLAND	9	167	99
LEBANON	709	710	411	SWITZERLAND	57	1 095	648
SYRIA	208	198	109	AUSTRIA	11	278	163
IRAQ	418	334	199	YUGOSLAVIA	390	317	190
IRAN	693	880	532	SOVIET UNION	10	114	62
PAKISTAN	17	95	53	POLAND	16	90	51
THAILAND	5 041	1 530	861	HUNGARY	19	192	110
INDONESIA	13	435	243	USA	40	2 902	1 613
SINGAPORE	375	293	166	CANADA	3	216	123
CHINA	6 666	3 453	1 937	ARGENTINA	5	80	47
HONG KONG	586	179	98	JAPAN	1	197	114
AUSTRALIA	63 354	19 435	11 069	HONG KONG	31	1 359	752
NEW ZEALAND	1 677	1 339	750				
EXPORTS	1 361 116	479 693	274 292	222 DILSEED(SFT.FIX VEG.OIL)			
FRANCE	48 086	12 540	7 141	IMPORTS	47 195 273	2 954 115	1 687 453
BELGIUM LUX	38 790	13 933	8 003	FRANCE	13 356 394	1 156 612	662 365
NETHERLANDS	315 462	97 147	55 510	BELGIUM LUX	25 328	2 071	1 127
ITALY	458 583	185 901	106 348	NETHERLANDS	349 387	29 311	16 621
UNTD KINGDOM	10 886	1 629	930	ITALY	38 706	1 969	1 145
DENMARK	8 694	3 641	2 085	UNTD KINGDOM	841 653	63 275	36 811
GREECE	10 930	3 090	1 771	IRELAND	11 660	940	553
PORTUGAL	14 520	2 992	1 721	DENMARK	1 134 372	100 036	56 630
SPAIN	81 428	15 563	8 892	SPAIN	40 132	3 707	2 195
NORWAY	685	412	244	SWEDEN	14 112	648	367
SWEDEN	5 768	2 639	1 466	AUSTRIA	566 671	25 181	13 848
FINLAND	3 850	1 508	883	YUGOSLAVIA	3 276	458	253
SWITZERLAND	11 689	3 980	2 264	TURKEY	417	64	37
AUSTRIA	173 831	63 218	36 277	POLAND	807 123	25 276	14 709
YUGOSLAVIA	19 930	7 526	4 319	HUNGARY	317 943	20 657	11 702
TURKEY	2 518	1 116	645	ROMANIA	651	52	30
POLAND	20 963	14 761	8 340	BULGARIA	112 865	5 363	3 056
CZECHOSLOVA	20 098	8 325	4 741	EGYPT	6 532	607	344
HUNGARY	34 185	11 936	6 728	RWANDA	9 501	759	406
ROMANIA	26 537	5 144	3 006	KENYA	3 332	394	229
BULGARIA	25 233	12 275	7 069	MOZAMBIQUE	1 632	142	77
MOROCCO	611	100	59	MALAWI	9 136	826	471
ALGERIA	4 000	1 365	804				
USA	2 766	1 397	794				

6 IMPORTS AND EXPORTS (SPECIAL TRADE) BY GROUPS OF THE SITC-REV. III AND BY COUNTRIES OF PRODUCTION AND CONSUMPTION 1988

GROUP COUNTRY	DT = 100 KG	1 000 DM	1 000 \$	GROUP COUNTRY	DT = 100 KG	1 000 DM	1 000 \$
REP S AFRICA	43 547	5 649	3 197	NORWAY	601	108	60
BOTSWANA	693	81	48	SWEDEN	4 648	487	279
USA	19 995 665	925 664	539 558	FINLAND	626	167	94
CANADA	198 254	9 737	5 545	SWITZERLAND	5 324	1 263	718
MEXICO	8 532	1 429	809	AUSTRIA	4 649	1 064	607
GUATEMALA	41 329	6 496	3 692	HUNGARY	573	522	311
HONDURAS	655	86	45	ISRAEL	3 284	683	390
EL SALVADOR	13 800	1 811	1 025				
NICARAGUA	5 319	921	525	231 NATURAL RUBBER, ETC.			
PANAMA	1 000	168	95	IMPORTS	2 260 599	477 347	271 704
COLOMBIA	4 810	767	430	FRANCE	13 090	3 158	1 823
BRAZIL	3 211 509	180 277	99 537	BELGIUM LUX	865	259	152
PARAGUAY	406 095	20 122	11 643	NETHERLANDS	3 897	920	515
URUGUAY	33 080	2 433	1 310	ITALY	4 179	1 410	793
ARGENTINA	5 442 227	342 564	186 749	UNTD KINGDOM	16 849	3 195	1 839
ISRAEL	8 699	1 827	1 058	NORWAY	364	57	32
INDIA	4 152	433	250	AUSTRIA	520	111	62
THAILAND	399	89	46	SOVIET UNION	1 152	265	143
CHINA	110 459	14 093	7 887	POLAND	1 872	356	199
AUSTRALIA	12 405	855	482	GAMBIA	404	82	44
EXPORTS	1 742 710	156 779	87 848	GUINEA	384	75	42
FRANCE	28 274	9 791	5 313	LIBERIA	21 744	4 840	2 755
BELGIUM LUX	935 164	77 140	43 552	IVORY COAST	123 032	26 669	15 078
NETHERLANDS	613 201	47 866	26 554	GHANA	1 000	128	73
ITALY	9 720	1 599	897	NIGERIA	21 814	4 189	2 353
UNTD KINGDOM	33 633	5 449	3 108	CAMEROON	20 638	4 275	2 450
IRELAND	934	197	108	ZAIRE	19 814	4 137	2 363
DENMARK	33 445	3 211	1 821	USA	2 220	469	257
PORTUGAL	1 916	325	185	BRAZIL	313	60	35
SPAIN	1 348	250	143	ARGENTINA	1 700	250	136
NORWAY	4 635	495	284	SRI LANKA	57 079	13 217	7 504
SWEDEN	15 463	1 346	763	THAILAND	331 469	72 410	41 315
FINLAND	3 521	400	224	INDONESIA	347 078	68 010	38 667
SWITZERLAND	7 629	1 246	706	MALAYSIA	1 209 954	256 929	146 337
AUSTRIA	41 742	5 738	3 232	SINGAPORE	37 601	7 609	4 334
POLAND	5 607	767	433	PHILIPPINES	924	152	86
CZECHOSLOVA	770	200	108	JAPAN	2 175	538	289
HUNGARY	1 545	181	102	PAPUA NEW G	17 174	3 304	1 870
USA	459	139	75	EXPORTS	78 140	19 750	11 196
CANADA	1 200	94	50	FRANCE	21 126	4 705	2 697
SOUTH KOREA	388	84	46	BELGIUM LUX	2 760	866	484
				NETHERLANDS	5 682	1 333	758
223 OILSEED(OTH.FIX.VEG.OIL)				ITALY	2 965	605	346
IMPORTS	2 782 382	157 654	89 504	UNTD KINGDOM	1 519	379	211
FRANCE	17 163	1 485	828	DENMARK	1 596	458	258
BELGIUM LUX	80 111	5 019	2 854	GREECE	452	146	83
NETHERLANDS	32 070	5 482	3 130	SPAIN	638	134	78
ITALY	964	106	61	NORWAY	304	133	73
UNTD KINGDOM	3 127	330	188	SWEDEN	1 574	324	183
DENMARK	7 625	1 632	933	FINLAND	922	265	149
SPAIN	965	182	102	SWITZERLAND	3 795	1 224	701
AUSTRIA	1 899	1 575	900	AUSTRIA	21 251	5 382	3 043
YUGOSLAVIA	5 547	957	529	YUGOSLAVIA	1 477	433	243
TURKEY	16 824	2 772	1 552	TURKEY	6 558	1 518	844
SOVIET UNION	2 485	190	109	POLAND	985	234	134
CZECHOSLOVA	4 574	1 319	774	HUNGARY	1 227	269	156
HUNGARY	32 751	4 917	2 849	ROMANIA	353	235	133
ROMANIA	1 710	433	247	USA	192	123	70
BULGARIA	1 198	64	36	ARGENTINA	400	82	48
SUDAN	21 068	1 317	783	IRAN	798	271	152
TOGO	984	55	30				
NIGERIA	1 020	74	43	232 SYNTHETIC RUBBER, ETC.			
ETHIOPIA	4 138	641	372	IMPORTS	3 611 270	950 469	542 225
KENYA	12 426	654	378	FRANCE	956 790	234 298	133 822
MADAGASCAR	331	616	366	BELGIUM LUX	378 671	93 064	53 125
USA	18 893	1 322	765	NETHERLANDS	518 485	131 192	75 055
CANADA	1 591 590	63 510	35 979	ITALY	262 936	80 245	45 645
BRAZIL	634	97	58	UNTD KINGDOM	278 316	89 630	51 168
ARGENTINA	1 879	200	110	DENMARK	7 780	270	157
PAKISTAN	585	53	30	PORTUGAL	251	72	40
INDIA	3 402	423	238	SPAIN	61 673	16 912	9 555
NEPAL	493	100	56	NORWAY	1 282	449	267
INDONESIA	6 679	615	338	SWEDEN	19 707	2 303	1 309
MALAYSIA	16 269	1 528	907	FINLAND	452	92	54
PHILIPPINES	61 289	3 593	2 126	SWITZERLAND	42 636	5 360	3 000
CHINA	288 913	18 649	10 575	AUSTRIA	30 892	2 210	1 250
HONG KONG	34 638	2 636	1 500	YUGOSLAVIA	13 964	2 035	1 148
AUSTRALIA	14 476	1 757	996	TURKEY	3 079	579	326
PAPUA NEW G	130 461	9 060	5 092	SOVIET UNION	125 327	21 784	12 475
KIRIBATI	80 525	5 423	3 036	POLAND	65 820	9 082	5 188
VANUATU	260 195	17 332	9 772	CZECHOSLOVA	93 189	10 437	5 955
WEST SAMOA	20 323	1 296	727	HUNGARY	51 266	6 461	3 698
EXPORTS	107 720	14 696	8 323	ROMANIA	21 521	3 022	1 767
FRANCE	13 508	1 786	1 009	BULGARIA	8 046	1 421	794
BELGIUM LUX	5 247	840	464	USA	386 598	167 742	95 422
NETHERLANDS	44 812	4 224	2 380	CANADA	5 690	1 992	1 140
ITALY	8 772	1 109	631	MEXICO	62 932	12 541	7 178
UNTD KINGDOM	4 771	878	496	BRAZIL	3 878	1 015	586
DENMARK	5 641	693	395	ARGENTINA	9 187	1 395	792
GREECE	384	63	36	INDONESIA	920	246	137
SPAIN	2 876	361	201	MALAYSIA	10 387	2 001	1 179

## 6 IMPORTS AND EXPORTS (SPECIAL TRADE) BY GROUPS OF THE SITC-REV. III AND BY COUNTRIES OF PRODUCTION AND CONSUMPTION 1988

GROUP COUNTRY	DT = 100 KG	1 000 DM	1 000 \$	GROUP COUNTRY	DT = 100 KG	1 000 DM	1 000 \$
CHINA	17 160	2 894	1 674	244 CORK,NATURAL,RAW;WASTE			
JAPAN	112 813	37 431	21 348	IMPORTS	60 664	8 168	4 633
TAIWAN	34 348	7 510	4 273	FRANCE	1 528	138	76
PAPUA NEW G	768	171	98	NETHERLANDS	338	244	139
EXPORTS	4 034 454	880 576	502 494	ITALY	199	64	36
FRANCE	658 258	131 413	75 245	PORTUGAL	52 345	6 282	3 567
BELGIUM LUX	556 496	94 899	54 219	SPAIN	5 371	678	384
NETHERLANDS	388 727	57 572	32 908	TUNISIA	293	55	32
ITALY	518 852	105 938	60 681	SOUTH KOREA	369	614	347
UNTD KINGDOM	234 915	55 795	31 873	EXPORTS	1 617	545	292
IRELAND	9 997	2 285	1 285	SWITZERLAND	254	98	52
DENMARK	41 198	12 953	7 369	AUSTRIA	995	123	70
GREECE	10 528	4 223	2 389	245 FUEL WOOD, WOOD CHARCOAL			
PORTUGAL	43 168	11 681	6 675	IMPORTS	694 606	30 671	17 443
SPAIN	189 479	44 349	25 351	FRANCE	76 713	2 259	1 301
CANARY IS	240	59	35	BELGIUM LUX	58 095	487	273
FAROE IS	2 146	372	220	NETHERLANDS	46 932	1 488	842
NORWAY	11 579	3 270	1 848	UNTD KINGDOM	627	88	53
SWEDEN	59 224	17 546	10 074	DENMARK	3 595	73	41
FINLAND	94 799	12 665	7 141	PORTUGAL	8 382	474	275
SWITZERLAND	124 893	27 390	15 669	SPAIN	90 577	5 898	3 363
AUSTRIA	155 689	31 458	17 915	NORWAY	16 214	272	155
MALTA	803	482	276	YUGOSLAVIA	13 413	760	437
YUGOSLAVIA	69 369	24 880	14 098	POLAND	71 540	3 071	1 761
TURKEY	20 773	6 649	3 798	CZECHOSLOVA	28 927	1 681	948
SOVIET UNION	37 677	13 446	7 629	HUNGARY	6 641	384	221
POLAND	22 241	7 133	4 094	ROMANIA	7 688	464	269
CZECHOSLOVA	76 664	20 972	11 974	REP S AFRICA	112 156	6 706	3 773
HUNGARY	36 558	10 537	6 029	USA	4 077	219	127
ROMANIA	22 040	8 714	4 920	MEXICO	55 832	3 893	2 216
BULGARIA	33 097	8 402	4 794	BRAZIL	4 587	340	198
MOROCCO	4 330	1 559	885	PARAGUAY	1 650	92	55
ALGERIA	5 433	2 391	1 314	ARGENTINA	26 473	1 433	801
TUNISIA	7 558	2 295	1 321	MALAYSIA	55 303	409	233
LIBYA	394	93	56	EXPORTS	137 231	7 629	4 346
EGYPT	16 128	3 670	2 079	FRANCE	44 427	1 103	640
IVORY COAST	514	165	99	BELGIUM LUX	9 622	941	534
GHANA	253	64	35	NETHERLANDS	21 322	1 417	807
NIGERIA	1 516	452	264	ITALY	753	266	151
CAMEROON	299	94	55	UNTD KINGDOM	902	187	106
ANGOLA	230	79	46	DENMARK	8 925	816	455
ETHIOPIA	1 254	404	222	SWEDEN	1 865	247	142
KENYA	2 779	613	337	FINLAND	650	65	38
TANZANIA	3 229	715	399	SWITZERLAND	28 235	1 288	734
MOZAMBIQUE	2 256	451	262	AUSTRIA	17 742	507	292
ZAMBIA	233	137	74	REP S AFRICA	372	54	32
ZIMBABWE	2 620	859	481	BRAZIL	300	146	81
REP S AFRICA	27 986	8 549	4 851	JAPAN	361	161	90
USA	129 274	28 282	16 141	246 WOOD IN CHIPS, PARTICLES			
CANADA	5 729	1 949	1 118	IMPORTS	7 111 268	44 812	25 543
MEXICO	10 424	3 998	2 241	FRANCE	2 662 890	13 740	7 861
BERMUDA	30 131	6 533	3 734	BELGIUM LUX	791 520	4 893	2 785
GUATEMALA	3 384	890	517	NETHERLANDS	1 262 998	9 437	5 393
HONDURAS	230	91	54	ITALY	139 107	2 576	1 463
EL SALVADOR	437	178	100	UNTD KINGDOM	1 137	75	45
COSTA RICA	447	191	109	DENMARK	151 390	1 510	860
MARTINIQUE	589	67	40	SWEDEN	229 586	1 190	674
COLOMBIA	17 466	4 546	2 598	SWITZERLAND	63 011	537	309
VENEZUELA	20 892	6 128	3 404	AUSTRIA	231 625	2 413	1 373
ECUADOR	5 027	783	460	YUGOSLAVIA	4 641	110	63
PERU	10 111	1 939	1 093	SOVIET UNION	116 520	778	435
BRAZIL	40 455	16 440	9 279	POLAND	659 871	2 310	1 320
CHILE	11 769	2 396	1 358	CZECHOSLOVA	766 535	3 708	2 119
URUGUAY	3 652	1 042	599	HUNGARY	15 445	356	197
ARGENTINA	22 816	6 314	3 612	ZAIRE	1 495	234	134
CYPRUS	552	140	78	USA	11 084	595	318
LEBANON	339	110	65	MALAYSIA	669	69	39
SYRIA	622	229	127	SINGAPORE	1 303	58	33
IRAQ	845	272	157	EXPORTS	7 698 180	87 574	49 554
IRAN	4 980	1 067	606	FRANCE	1 826 662	21 160	12 014
ISRAEL	12 905	3 218	1 832	BELGIUM LUX	306 324	3 801	2 138
JORDAN	2 426	444	253	NETHERLANDS	1 197 416	15 349	8 653
SAUDI ARABIA	5 523	643	363	ITALY	32 728	1 327	750
KUWAIT	311	250	140	UNTD KINGDOM	10 910	571	324
ARAB EMIRAT	1 585	229	131	DENMARK	248 203	2 718	1 525
SOUTH YEMEN	129	62	33	SPAIN	1 524	69	37
PAKISTAN	18 878	3 173	1 805	NORWAY	111 372	1 923	1 108
INDIA	19 694	5 182	2 972	SWEDEN	522 302	5 963	3 366
BANGLADESH	1 858	403	217	FINLAND	14 755	172	101
SRI LANKA	602	242	133	SWITZERLAND	1 244 767	12 947	7 314
BURMA	721	249	149	AUSTRIA	2 166 792	20 597	11 686
THAILAND	7 585	1 905	1 088	USA	1 577	293	162
INDONESIA	10 267	2 788	1 577	CANADA	4 663	254	140
MALAYSIA	5 451	1 622	921				
SINGAPORE	2 952	878	501				
PHILIPPINES	5 539	1 870	1 058				
MONGOLIA	300	101	60				
CHINA	7 218	1 717	980				
NORTH KOREA	2 480	527	282				
SOUTH KOREA	18 832	5 843	3 353				
JAPAN	56 426	17 729	10 093				
TAIWAN	13 258	3 567	1 998				
HONG KONG	13 438	4 063	2 308				
AUSTRALIA	4 924	1 577	879				
NEW ZEALAND	2 270	670	380				

6 IMPORTS AND EXPORTS (SPECIAL TRADE) BY GROUPS OF THE SITC-REV. III AND BY COUNTRIES OF PRODUCTION AND CONSUMPTION 1988

GROUP COUNTRY	DT = 100 KG	1 000 DM	1 000 \$	GROUP COUNTRY	DT = 100 KG	1 000 DM	1 000 \$
JAPAN	1 027	82	45	SWITZERLAND	57 352	5 961	3 406
247 WOOD ROUGH,ROUGH SQUARED				AUSTRIA	2 747 290	170 568	96 702
IMPORTS	15 862 820	539 414	308 478	YUGOSLAVIA	54 832	7 916	4 503
FRANCE	2 810 662	92 899	53 490	TURKEY	1 767	364	203
BELGIUM LUX	5 144 014	102 190	57 936	SOVIET UNION	3 241 923	196 889	110 083
NETHERLANDS	357 785	5 601	3 195	POLAND	1 366 989	49 626	28 292
ITALY	1 134	58	34	CZECHOSLOVA	2 246 901	72 388	41 278
UNTD KINGDOM	56 058	4 472	2 581	HUNGARY	65 164	4 363	2 469
DENMARK	54 073	1 952	1 125	ROMANIA	269 628	15 040	8 575
PORTUGAL	495	108	63	BULGARIA	3 203	110	65
NORWAY	16 462	622	368	GAMBIA	1 551	136	77
SWEDEN	12 348	886	513	LIBERIA	20 840	1 662	949
FINLAND	40 025	2 246	1 292	IVORY COAST	131 761	14 915	8 474
SWITZERLAND	99 760	3 209	1 826	GHANA	220 440	23 241	13 141
AUSTRIA	105 312	4 242	2 416	NIGERIA	4 769	387	225
YUGOSLAVIA	5 285	296	174	CAMEROON	31 016	2 464	1 408
POLAND	483 059	7 272	4 078	EQUAT GUINEA	1 416	120	67
CZECHOSLOVA	2 502 127	29 319	16 651	GABON	1 744	59	35
HUNGARY	2 311	76	43	CONGO	15 398	1 699	956
GUINEA	2 544	63	34	ZAIRE	32 879	4 648	2 628
LIBERIA	629 655	32 155	18 341	TANZANIA	3 690	1 155	651
IVORY COAST	63 941	4 427	2 533	MOZAMBIQUE	1 136	104	56
GHANA	999 928	48 494	27 778	REP S AFRICA	10 371	923	512
CAMEROON	476 224	30 392	17 340	USA	1 034 600	149 853	85 038
CENT AFR REP	19 850	1 698	954	CANADA	806 381	109 664	62 209
EQUAT GUINEA	148 397	6 989	3 994	MEXICO	989	310	177
GABON	138 977	8 818	5 022	GUATEMALA	1 067	275	155
CONGO	294 694	22 270	12 691	HONDURAS	7 680	847	470
ZAIRE	150 922	10 707	6 047	ECUADOR	3 258	1 254	727
MOZAMBIQUE	10 065	1 206	711	BRAZIL	70 690	8 375	4 768
USA	1 101 016	97 256	56 113	CHILE	365 770	13 086	7 459
CANADA	16 110	1 975	1 113	BOLIVIA	5 757	1 055	588
MEXICO	545	141	77	PARAGUAY	1 301	110	61
GUATEMALA	313	63	36	ARGENTINA	2 623	86	46
SURINAME	15 160	791	450	INDIA	723	327	186
CHILE	3 947	231	132	SRI LANKA	2 011	1 046	599
SRI LANKA	631	213	121	BURMA	2 353	478	277
BURMA	24 717	4 360	2 483	THAILAND	995	241	134
INDONESIA	2 819	117	68	INDONESIA	248 123	25 743	14 557
MALAYSIA	43 893	2 284	1 295	MALAYSIA	1 915 082	186 887	106 160
SINGAPORE	1 931	183	105	BRUNEI	557	65	39
JAPAN	22 773	8 908	5 126	SINGAPORE	515 142	52 948	30 245
EXPORTS	23 653 532	383 471	218 347	PHILIPPINES	20 808	1 927	1 086
FRANCE	370 926	9 746	5 541	CHINA	2 891	54	32
BELGIUM LUX	699 130	13 009	7 391	SOUTH KOREA	10	54	32
NETHERLANDS	1 125 919	16 734	9 539	JAPAN	919	271	153
ITALY	2 546 014	54 850	31 348	TAIWAN	379	191	107
UNTD KINGDOM	46 687	1 308	724	HONG KONG	1 354	180	107
IRELAND	14 072	338	192	AUSTRALIA	1 035	122	72
DENMARK	524 288	8 005	4 572	EXPORTS	9 671 347	741 215	423 474
GREECE	21 555	941	546	FRANCE	1 452 068	107 613	61 472
PORTUGAL	239	50	30	BELGIUM LUX	798 299	57 226	32 655
SPAIN	13 162	882	505	NETHERLANDS	1 930 598	112 327	64 115
CANARY IS	1 376	106	59	ITALY	957 697	52 740	30 137
NORWAY	176 655	2 198	1 248	UNTD KINGDOM	648 976	51 319	29 314
SWEDEN	7 742 183	80 955	45 991	IRELAND	8 676	694	389
FINLAND	486 305	6 205	3 522	DENMARK	293 198	26 576	15 155
SWITZERLAND	1 117 322	21 730	12 331	GREECE	23 772	3 025	1 711
AUSTRIA	8 452 072	151 592	86 369	PORTUGAL	829	180	100
YUGOSLAVIA	1 123	111	60	SPAIN	930 435	44 722	25 820
TURKEY	125 819	5 401	3 069	CANARY IS	612	86	45
SOVIET UNION	566	140	81	ICELAND	4 544	779	434
POLAND	909	125	71	NORWAY	30 049	3 972	2 269
CZECHOSLOVA	33 949	2 471	1 434	SWEDEN	173 702	14 899	8 531
HUNGARY	104 690	2 946	1 675	FINLAND	42 734	5 653	3 242
ROMANIA	23 708	1 671	936	SWITZERLAND	1 329 319	145 943	83 167
TUNISIA	1 220	338	191	AUSTRIA	866 068	92 774	53 187
EGYPT	6 859	488	292	YUGOSLAVIA	1 528	229	128
USA	117	83	44	TURKEY	20 686	1 588	923
ARGENTINA	1 196	108	58	SOVIET UNION	3 765	1 169	660
ISRAEL	1 335	75	43	POLAND	1 873	412	232
PAKISTAN	1 087	67	40	CZECHOSLOVA	1 568	379	215
SINGAPORE	2 009	182	102	HUNGARY	72 629	3 814	2 166
JAPAN	2 382	261	144	BULGARIA	33	61	36
TAIWAN	1 444	120	68	MOROCCO	1 088	87	50
248 WOOD, SIMPLY WORKED				ALGERIA	6 662	301	174
IMPORTS	27 108 853	2 089 938	1 187 877	TUNISIA	2 308	289	170
FRANCE	1 098 329	95 941	54 749	LIBYA	6 225	484	278
BELGIUM LUX	193 964	18 877	10 777	EGYPT	3 242	290	168
NETHERLANDS	275 370	38 347	21 863	SUDAN	329	123	69
ITALY	45 736	19 099	10 932	LIBERIA	932	89	48
UNTD KINGDOM	5 298	986	554	NIGERIA	1 035	143	76
IRELAND	1 048	731	406	SOMALIA	936	105	57
DENMARK	172 727	15 337	8 744	REP S AFRICA	1 300	212	120
PORTUGAL	462 493	14 244	8 121	USA	8 603	2 770	1 573
SPAIN	10 143	1 424	819	CANADA	1 398	398	229
NORWAY	507 545	37 875	21 535	VENEZUELA	4 095	382	209
SWEDEN	5 175 680	423 465	241 539	SYRIA	1 850	78	43
FINLAND	3 613 667	292 678	167 176	IRAQ	801	172	95
				ISRAEL	8 111	820	467
				SAUDI ARABIA	164	168	99
				INDIA	1 422	132	77
				SRI LANKA	1 896	74	44
				SINGAPORE	422	61	35
				PHILIPPINES	2 787	395	225

6 IMPORTS AND EXPORTS (SPECIAL TRADE) BY GROUPS OF THE SITC-REV. III AND BY COUNTRIES OF PRODUCTION AND CONSUMPTION 1988

GROUP COUNTRY	DT = 100 KG	1 000 DM	1 000 \$	GROUP COUNTRY	DT = 100 KG	1 000 DM	1 000 \$
CHINA	367	57	32	AUSTRALIA	4 483	904	509
SOUTH KOREA	7 064	483	280	261 SILK			
JAPAN	10 018	3 997	2 231	IMPORTS	12 079	32 410	18 444
TAIWAN	776	268	157	FRANCE	35	128	73
HONG KONG	620	169	94	BELGIUM LUX	65	225	127
AUSTRALIA	603	137	78	ITALY	758	819	457
251 PULP AND WASTE PAPER				UNTD KINGDOM	184	625	351
IMPORTS	41 593 254	4 290 712	2 437 993	SWITZERLAND	87	1 160	669
FRANCE	1 184 302	94 970	53 917	SOVIET UNION	1 660	2 299	1 275
BELGIUM LUX	1 353 818	75 631	43 161	USA	166	257	146
NETHERLANDS	3 092 983	93 328	53 131	BRAZIL	135	681	377
ITALY	333 173	31 677	18 135	INDIA	581	1 045	586
UNTD KINGDOM	755 812	31 815	17 984	CHINA	7 276	19 614	11 167
IRELAND	5 310	327	182	SOUTH KOREA	109	135	80
DENMARK	685 088	26 896	15 279	JAPAN	951	5 296	3 063
PORTUGAL	1 887 913	220 112	125 186	EXPORTS	6 215	19 427	11 105
SPAIN	949 624	110 671	62 842	FRANCE	550	2 069	1 168
NORWAY	1 068 304	106 094	60 277	BELGIUM LUX	195	537	304
SWEDEN	7 926 411	924 228	525 693	ITALY	2 495	11 659	6 697
FINLAND	4 628 678	528 678	300 442	UNTD KINGDOM	300	1 025	580
SWITZERLAND	301 850	20 789	11 905	SPAIN	23	61	35
AUSTRIA	138 557	15 063	8 570	SWITZERLAND	618	1 635	932
YUGOSLAVIA	37 441	4 281	2 448	AUSTRIA	109	140	82
SOVIET UNION	727 405	69 086	39 036	YUGOSLAVIA	26	102	58
POLAND	84 987	7 249	4 075	JAPAN	1 869	2 135	1 215
CZECHOSLOVA	325 992	34 458	19 536	263 COTTON			
BULGARIA	611	61	34	IMPORTS	3 048 538	623 634	357 267
MOROCCO	87 824	9 121	5 311	FRANCE	55 401	5 769	3 308
TUNISIA	24 916	3 638	2 091	BELGIUM LUX	15 821	1 415	803
TANZANIA	3 092	720	411	NETHERLANDS	24 016	2 516	1 425
REP S AFRICA	179 565	19 943	11 341	ITALY	27 650	2 512	1 423
SWAZILAND	4 234	490	275	UNTD KINGDOM	11 498	2 753	1 574
USA	6 137 207	736 931	418 147	DENMARK	3 843	418	239
CANADA	8 300 580	958 643	544 397	GREECE	109 771	12 850	7 416
MEXICO	401	84	47	SPAIN	19 256	5 431	3 176
BRAZIL	879 565	101 804	57 872	SWEDEN	196	64	37
CHILE	417 730	49 501	28 140	SWITZERLAND	54 755	7 322	4 189
ARGENTINA	15 226	1 874	1 052	AUSTRIA	25 929	2 407	1 380
PHILIPPINES	25 317	8 154	4 594	MALTA	189	64	38
CHINA	2 649	245	139	TURKEY	305 315	31 311	17 960
JAPAN	3 948	1 534	879	SOVIET UNION	270 690	74 679	43 207
NEW ZEALAND	10 295	1 133	649	POLAND	5 880	299	169
AMER OCEANIA	11 681	1 440	791	CZECHOSLOVA	8 348	331	187
EXPORTS	13 684 759	472 448	267 974	HUNGARY	17 487	1 148	657
FRANCE	2 220 416	80 739	45 889	ROMANIA	344	54	32
BELGIUM LUX	242 136	25 458	14 490	BULGARIA	2 823	296	167
NETHERLANDS	3 553 407	85 971	48 899	MOROCCO	307	176	103
ITALY	1 784 099	79 730	45 414	EGYPT	44 047	22 711	13 284
UNTD KINGDOM	175 056	15 485	8 746	SUDAN	176 062	22 424	12 808
IRELAND	2 826	346	184	MALI	44 643	11 330	6 377
DENMARK	242 936	7 450	4 216	BURKINA FASO	8 246	2 412	1 424
GREECE	2 052	200	112	CHAD	71 895	19 055	10 951
SPAIN	118 379	7 779	4 406	SENEGAL	2 767	806	468
NORWAY	1 819	144	82	IVORY COAST	50 293	13 354	7 619
SWEDEN	601 173	13 328	7 534	TOGO	6 089	1 785	1 027
FINLAND	74 417	6 858	3 871	CAMEROON	32 131	7 938	4 452
SWITZERLAND	810 451	24 507	13 878	CENT AFR REP	4 513	1 120	622
AUSTRIA	3 124 645	81 912	46 493	UGANDA	3 036	978	549
YUGOSLAVIA	127 096	2 192	1 244	TANZANIA	13 694	4 678	2 632
TURKEY	31 544	3 940	2 213	MADAGASCAR	785	200	114
POLAND	3 342	478	267	ZIMBABWE	104 613	30 865	17 499
CZECHOSLOVA	1 864	332	185	REP S AFRICA	27 971	1 378	780
HUNGARY	151 789	2 747	1 528	USA	449 248	114 037	66 371
ALGERIA	3 614	593	343	MEXICO	62 492	18 098	10 519
EGYPT	28 436	3 824	2 101	GUATEMALA	61 251	14 072	8 122
REP S AFRICA	1 691	423	241	EL SALVADOR	5 241	661	353
USA	7 692	1 128	645	NICARAGUA	9 610	763	452
MEXICO	3 459	587	336	COSTA RICA	389	56	33
COLOMBIA	1 545	342	193	PANAMA	2 276	357	200
VENEZUELA	1 677	280	160	HAITI	2 524	500	274
PERU	1 764	331	187	COLOMBIA	53 313	9 727	5 575
BRAZIL	4 397	460	261	VENEZUELA	24 107	1 551	867
CHILE	2 856	578	322	PERU	1 865	748	416
PARAGUAY	82	62	34	BRAZIL	79 614	9 675	5 543
ARGENTINA	2 635	506	288	PARAGUAY	70 791	19 740	10 832
SYRIA	5 658	310	181	ARGENTINA	254 475	56 923	31 564
IRAN	20 234	2 681	1 457	SYRIA	61 545	6 477	3 557
ISRAEL	1 856	410	233	IRAN	55 444	2 051	1 160
KUWAIT	5 151	747	426	ISRAEL	40 598	15 503	9 009
SOUTH YEMEN	1 008	156	89	PAKISTAN	167 792	39 287	22 621
PAKISTAN	7 322	824	462	INDIA	6 188	1 642	979
INDIA	23 565	403	224	THAILAND	5 802	946	548
THAILAND	50 991	1 250	695	CHINA	29 751	5 075	2 907
INDONESIA	1 422	227	131	JAPAN	15 367	2 720	1 531
SINGAPORE	7 156	104	60	HONG KONG	3 672	743	426
PHILIPPINES	1 040	170	98	AUSTRALIA	32 598	9 136	5 145
CHINA	59 232	7 632	4 156	EXPORTS	648 651	134 007	76 340
NORTH KOREA	10 009	139	83				
SOUTH KOREA	11 627	338	195				
JAPAN	2 455	482	269				
TAIWAN	192 906	6 449	3 661				
HONG KONG	680	107	58				

6 IMPORTS AND EXPORTS (SPECIAL TRADE) BY GROUPS OF THE SITC-REV. III AND BY COUNTRIES OF PRODUCTION AND CONSUMPTION 1988

GROUP COUNTRY	DT = 100 KG	1 000 DM	1 000 \$	GROUP COUNTRY	DT = 100 KG	1 000 DM	1 000 \$
FRANCE	143 033	27 958	15 976	SWEDEN	456	114	65
BELGIUM LUX	52 361	10 629	6 057	FINLAND	550	166	95
NETHERLANDS	73 230	14 389	8 243	SWITZERLAND	159 856	61 599	35 117
ITALY	98 067	23 503	13 399	AUSTRIA	71 515	24 856	14 177
UNTD KINGDOM	72 269	10 121	5 727	YUGOSLAVIA	59 981	13 620	7 859
DENMARK	6 531	1 220	694	TURKEY	15 087	4 869	2 828
GREECE	8 228	2 454	1 372	SOVIET UNION	5 532	1 367	807
PORTUGAL	4 478	905	505	POLAND	1 815	378	216
SPAIN	16 747	3 579	2 051	CZECHOSLOVA	18 917	3 800	2 155
NORWAY	2 874	591	344	HUNGARY	1 860	458	264
SWEDEN	17 863	3 772	2 142	ROMANIA	55 331	13 138	7 588
FINLAND	6 192	1 150	666	BULGARIA	991	229	137
SWITZERLAND	45 364	9 622	5 508	EGYPT	1 000	232	127
AUSTRIA	22 601	6 337	3 602	REP S AFRICA	2 279	741	417
YUGOSLAVIA	33 894	6 728	3 834	USA	34 937	37 306	21 279
SOVIET UNION	2 781	480	287	CANADA	100	58	36
POLAND	11 375	2 614	1 499	MEXICO	4 593	803	464
CZECHOSLOVA	5 129	1 121	651	BRAZIL	2 824	769	440
HUNGARY	3 272	720	389	ISRAEL	3 633	1 198	693
MOROCCO	175	54	32	INDIA	828	203	109
TUNISIA	312	66	38	SOUTH KOREA	10 273	2 624	1 469
MADAGASCAR	1 000	315	169	JAPAN	25 287	21 667	12 329
REP S AFRICA	698	199	107	TAIWAN	11 596	2 726	1 580
VENEZUELA	4 644	1 303	691	EXPORTS	3 357 391	1 230 758	703 204
CHILE	1 259	248	134	FRANCE	318 886	137 058	78 579
THAILAND	2 726	878	501	BELGIUM LUX	286 646	128 994	73 834
INDONESIA	2 201	434	252	NETHERLANDS	106 212	38 056	21 726
SOUTH KOREA	1 709	781	434	ITALY	699 644	252 237	144 359
JAPAN	3 485	1 071	604	UNTD KINGDOM	292 614	102 961	58 715
HONG KONG	3 288	575	323	IRELAND	40 338	12 980	7 430
264 JUTE, OTH. TEXTL. BAST FIBR				DENMARK	26 260	8 296	4 739
IMPORTS	63 999	3 594	2 049	GREECE	85 946	29 314	16 810
BELGIUM LUX	28 155	1 742	988	PORTUGAL	65 349	20 353	11 656
NETHERLANDS	710	69	39	SPAIN	190 665	68 518	39 260
BANGLADESH	30 275	1 343	770	NORWAY	12 720	4 082	2 334
CHINA	4 000	316	178	SWEDEN	43 594	12 644	7 233
EXPORTS	5 075	364	212	FINLAND	37 836	11 043	6 326
BELGIUM LUX	3 156	181	103	SWITZERLAND	22 210	11 504	6 538
USA	994	54	33	AUSTRIA	77 721	35 885	20 472
265 VEGETABLE TEXTILE FIBRES				YUGOSLAVIA	38 632	14 588	8 244
IMPORTS	191 896	24 198	13 812	TURKEY	27 839	8 752	5 007
FRANCE	2 722	1 139	648	SOVIET UNION	107 771	50 749	28 985
BELGIUM LUX	35 030	9 602	5 506	POLAND	6 552	2 064	1 166
NETHERLANDS	5 716	639	368	CZECHOSLOVA	9 326	4 257	2 423
ITALY	2 106	1 289	740	HUNGARY	53 060	17 587	10 073
UNTD KINGDOM	857	119	67	BULGARIA	442	172	99
SWITZERLAND	611	705	404	ALBANIA	1 744	488	272
AUSTRIA	161	60	33	MOROCCO	53 092	15 366	8 793
YUGOSLAVIA	332	72	41	ALGERIA	27 111	8 041	4 611
TURKEY	193	123	73	TUNISIA	5 458	1 268	717
MOROCCO	1 166	76	43	LIBYA	6 367	2 610	1 554
KENYA	4 342	403	234	EGYPT	32 013	10 908	6 232
TANZANIA	665	65	35	NIGERIA	1 705	525	300
MADAGASCAR	4 068	340	186	ANGOLA	601	325	176
ECUADOR	638	158	88	KENYA	19 976	6 372	3 632
INDIA	249	60	36	MADAGASCAR	697	486	271
SRI LANKA	121 325	7 359	4 185	MAURITIUS	2 562	236	135
THAILAND	6 421	381	213	ZAMBIA	2 327	912	526
PHILIPPINES	3 596	706	396	ZIMBABWE	57 826	668	374
CHINA	623	724	412	REP S AFRICA	57 826	19 586	11 132
EXPORTS	18 796	2 636	1 499	USA	103 711	43 910	24 842
FRANCE	1 211	293	171	CANADA	8 183	3 361	1 916
BELGIUM LUX	6 650	560	315	MEXICO	2 555	1 514	862
NETHERLANDS	891	120	66	COLOMBIA	1 187	465	266
ITALY	195	53	30	VENEZUELA	8 371	3 548	2 004
UNTD KINGDOM	656	190	106	ECUADOR	17 496	4 069	2 299
DENMARK	43	96	54	PERU	1 105	435	239
SPAIN	2 221	186	105	CHILE	71 071	20 540	11 671
SWEDEN	775	156	89	BOLIVIA	7 195	1 982	1 115
SWITZERLAND	490	108	61	URUGUAY	2 138	861	498
AUSTRIA	1 510	333	192	ARGENTINA	1 765	719	403
YUGOSLAVIA	3 969	355	204	LEBANON	2 042	437	249
266 SYNTHETIC FIBRES				SYRIA	4 194	928	498
IMPORTS	1 312 483	497 602	284 248	IRAQ	1 941	661	376
FRANCE	97 283	41 033	23 486	IRAN	22 840	7 042	3 975
BELGIUM LUX	72 274	23 814	13 553	ISRAEL	23 853	6 012	3 432
NETHERLANDS	183 425	76 558	43 608	SAUDI ARABIA	124	79	48
ITALY	255 224	93 603	53 537	NORTH YEMEN	8 173	2 138	1 236
UNTD KINGDOM	45 907	20 265	11 553	PAKISTAN	7 725	2 534	1 437
IRELAND	70 635	18 744	10 680	INDIA	2 100	528	296
DENMARK	76 949	24 064	13 823	BURMA	6 773	2 149	1 203
GREECE	5 685	1 492	854	MALAYSIA	2 177	495	279
PORTUGAL	1 424	490	280	CHINA	213 040	61 913	35 392
SPAIN	14 023	4 499	2 556	SOUTH KOREA	618	260	147
267 OTHER MAN-MADE FIBRES				JAPAN	8 276	4 488	2 522
IMPORTS	987 960	251 811	143 259	TAIWAN	52 276	13 837	7 881
FRANCE	36 313	8 615	4 919	HONG KONG	64	73	44
				AUSTRALIA	11 573	5 389	3 057
				NEW ZEALAND	1 004	368	207

6 IMPORTS AND EXPORTS (SPECIAL TRADE) BY GROUPS OF THE SITC-REV. III AND BY COUNTRIES OF PRODUCTION AND CONSUMPTION 1988

GROUP COUNTRY	DT = 100 KG	1 000 DM	1 000 \$	GROUP COUNTRY	DT = 100 KG	1 000 DM	1 000 \$
BELGIUM LUX	62 420	10 620	6 059	SWEDEN	646	360	214
NETHERLANDS	59 844	11 424	6 504	SWITZERLAND	4 986	8 661	4 985
ITALY	9 331	1 094	629	AUSTRIA	2 578	1 111	623
UNTD KINGDOM	79 942	32 255	18 293	YUGOSLAVIA	657	93	54
DENMARK	2 391	117	66	TURKEY	268	155	87
SPAIN	1 236	388	220	SOVIET UNION	9 154	6 614	3 730
SWEDEN	16 618	4 786	2 762	CZECHOSLOVA	228	59	34
FINLAND	147 161	47 318	26 828	HUNGARY	6 581	4 670	2 585
SWITZERLAND	22 782	2 825	1 603	BULGARIA	1 433	851	483
AUSTRIA	202 935	69 470	39 663	MOROCCO	172	186	106
MALTA	191	65	37	KENYA	100	209	125
YUGOSLAVIA	20 550	5 484	3 106	REP S AFRICA	101 988	136 152	78 536
TURKEY	1 858	97	55	USA	3 262	3 691	2 118
SOVIET UNION	58 752	3 550	2 048	CANADA	281	192	107
POLAND	24 357	1 741	991	PANAMA	158	150	89
CZECHOSLOVA	7 400	889	502	COLOMBIA	130	60	33
HUNGARY	39 007	5 953	3 393	PERU	5 243	7 891	4 538
ROMANIA	54 520	9 449	5 364	BRAZIL	19 873	18 023	10 283
BULGARIA	5 704	749	432	CHILE	12 253	17 985	10 237
EGYPT	1 968	108	64	BOLIVIA	31	66	39
REP S AFRICA	2 812	158	90	PARAGUAY	620	546	313
USA	59 087	25 199	14 251	URUGUAY	53 345	45 855	26 419
CANADA	1 533	343	191	ARGENTINA	42 218	37 680	21 626
ISRAEL	757	62	36	FALKLAND IS	1 710	1 785	976
INDIA	53 077	3 104	1 754	CYPRUS	63	136	78
JAPAN	13 788	5 643	3 226	IRAN	275	2 697	1 566
AUSTRALIA	848	157	89	AFGHANISTAN	126	815	462
EXPORTS	1 084 200	344 670	196 498	PAKISTAN	2 350	447	256
FRANCE	88 077	28 815	16 470	INDIA	67	62	36
BELGIUM LUX	123 468	33 257	18 966	MONGOLIA	1 655	611	346
NETHERLANDS	100 192	18 728	10 765	CHINA	8 987	32 349	18 423
ITALY	264 849	63 479	36 301	JAPAN	484	603	341
UNTD KINGDOM	106 521	39 817	22 705	TAIWAN	276	317	174
IRELAND	59 844	4 994	2 837	HONG KONG	52	161	93
DENMARK	1 253	400	227	AUSTRALIA	415 375	566 993	323 054
GREECE	23 830	14 081	8 002	NEW ZEALAND	100 735	78 489	44 982
PORTUGAL	4 201	1 595	940	EXPORTS	374 281	464 142	264 108
SPAIN	47 035	17 149	9 725	FRANCE	31 229	34 240	19 518
CANARY IS	7 044	3 654	2 079	BELGIUM LUX	52 249	25 867	14 698
NORWAY	162	69	41	NETHERLANDS	4 520	3 965	2 252
SWEDEN	4 508	770	438	ITALY	110 279	155 963	89 232
FINLAND	7 635	2 342	1 328	UNTD KINGDOM	18 699	22 071	12 627
SWITZERLAND	45 471	18 341	10 483	DENMARK	6 346	4 140	2 353
AUSTRIA	23 686	11 110	6 293	GREECE	8 037	11 730	6 712
YUGOSLAVIA	8 595	5 316	3 010	PORTUGAL	1 382	1 197	674
TURKEY	35 158	16 642	9 435	SPAIN	6 350	6 133	3 502
POLAND	706	275	159	ICELAND	307	316	185
CZECHOSLOVA	4 927	2 880	1 626	NORWAY	1 645	1 427	819
HUNGARY	8 205	4 313	2 446	SWEDEN	1 933	1 764	1 003
BULGARIA	6 178	3 162	1 834	FINLAND	2 045	2 374	1 359
MOROCCO	1 066	376	214	SWITZERLAND	18 574	26 954	15 419
ALGERIA	3 977	2 431	1 326	AUSTRIA	20 337	24 040	13 735
TUNISIA	1 103	315	181	YUGOSLAVIA	15 702	24 435	13 892
EGYPT	5 034	2 826	1 599	TURKEY	1 586	2 931	1 638
SUDAN	523	301	161	POLAND	2 226	1 565	891
NIGERIA	486	279	163	CZECHOSLOVA	802	656	370
ZAIRE	810	515	285	HUNGARY	2 269	3 445	1 939
RWANDA	428	325	193	BULGARIA	102	182	109
BURUNDI	469	301	162	MOROCCO	3 912	3 578	2 018
KENYA	148	99	55	REP S AFRICA	67	60	34
MOZAMBIQUE	183	105	60	USA	1 006	854	479
ZIMBABWE	372	215	125	CANADA	755	1 000	583
REP S AFRICA	12 542	6 106	3 509	MEXICO	140	95	57
USA	22 636	4 576	2 614	CHILE	237	398	214
CANADA	1 505	531	306	LEBANON	31	54	32
GUATEMALA	307	188	109	IRAN	4 695	6 996	4 235
COLOMBIA	323	190	107	ISRAEL	1 471	2 786	1 549
VENEZUELA	163	56	30	AFGHANISTAN	470	267	142
CHILE	447	134	78	INDIA	86	90	49
SYRIA	7 056	4 982	2 872	SINGAPORE	195	291	176
IRAN	6 100	2 735	1 637	CHINA	25 042	39 757	22 060
ISRAEL	6 241	3 401	1 918	SOUTH KOREA	14 754	26 845	15 110
BANGLADESH	269	190	104	JAPAN	10 743	18 666	10 548
THAILAND	5 640	2 676	1 496	TAIWAN	3 446	6 301	3 497
INDONESIA	1 133	596	341	HONG KONG	535	550	310
CHINA	3 595	3 133	1 738	269 WORN CLOTHING, TEXTL. ARTL			
HONG KONG	27 305	14 827	8 392	IMPORTS	315 035	26 630	15 174
NEW ZEALAND	2 087	787	446	FRANCE	18 816	2 265	1 287
268 WOOL, OTHER ANIMAL HAIR				BELGIUM LUX	31 975	1 379	789
IMPORTS	1 103 696	1 369 939	782 393	NETHERLANDS	118 560	8 097	4 620
FRANCE	133 694	195 715	111 853	ITALY	29 923	3 422	1 957
BELGIUM LUX	77 216	110 441	62 461	UNTD KINGDOM	4 120	1 192	673
NETHERLANDS	22 087	12 886	7 372	DENMARK	5 484	278	163
ITALY	14 289	19 240	11 054	GREECE	2 395	328	188
UNTD KINGDOM	40 148	44 622	25 603	SPAIN	766	84	49
IRELAND	51	97	51	SWEDEN	2 530	227	131
DENMARK	1 420	898	511	SWITZERLAND	13 581	1 240	714
GREECE	3 608	1 154	655	AUSTRIA	14 873	1 158	659
PORTUGAL	1 984	1 465	841	YUGOSLAVIA	3 724	459	265
SPAIN	8 111	4 987	2 868	POLAND	12 733	801	467
ICELAND	1 378	883	495	CZECHOSLOVA	13 745	366	212
NORWAY	1 026	655	378	HUNGARY	5 887	400	230

## 6 IMPORTS AND EXPORTS (SPECIAL TRADE) BY GROUPS OF THE SITC-REV. III AND BY COUNTRIES OF PRODUCTION AND CONSUMPTION 1988

GROUP COUNTRY	DT = 100 KG	1 000 DM	1 000 \$	GROUP COUNTRY	DT = 100 KG	1 000 DM	1 000 \$
TUNISIA	4 765	630	349	SPAIN	3 777	224	129
EGYPT	450	110	60	NORWAY	1 579	120	68
USA	7 164	1 640	924	SWEDEN	10 751	578	331
PAKISTAN	887	291	168	SWITZERLAND	79 450	2 761	1 586
INDIA	528	215	121	AUSTRIA	81 931	2 079	1 191
THAILAND	3 545	302	171	YUGOSLAVIA	820	53	30
JAPAN	1 557	415	236	ALGERIA	2 000	96	57
TAIWAN	188	345	188	NIGER	2 250	88	48
HONG KONG	15 490	845	477	REP S AFRICA	15 674	785	438
EXPORTS	1 726 965	150 820	86 107	USA	8 868	447	251
FRANCE	225 810	17 957	10 313	IRAQ	1 720	110	63
BELGIUM LUX	298 108	16 085	9 181	ISRAEL	882	54	32
NETHERLANDS	474 500	28 650	16 432	SAUDI ARABIA	6 153	311	175
ITALY	346 623	25 684	14 748	OMAN	2 410	263	150
UNTD KINGDOM	20 702	5 634	3 210	NORTH YEMEN	2 320	60	34
IRELAND	7 737	245	144	SOUTH KOREA	39 469	1 672	954
DENMARK	7 679	780	440	JAPAN	17 280	765	430
GREECE	3 860	650	365	TAIWAN	30 234	1 173	669
PORTUGAL	1 698	263	152	AUSTRALIA	6 703	404	231
SPAIN	47 453	5 732	3 272	273 STONE, SAND AND GRAVEL			
CEUTA MEL	3 190	466	262	IMPORTS	144 480 495	419 256	237 651
SWEDEN	1 210	240	140	FRANCE	79 607 767	98 295	55 777
FINLAND	6 548	1 124	646	BELGIUM LUX	7 152 444	22 223	12 628
SWITZERLAND	16 313	1 913	1 082	NETHERLANDS	4 952 615	17 985	10 193
AUSTRIA	3 405	1 152	658	ITALY	1 457 516	44 978	25 497
TURKEY	1 369	102	56	UNTD KINGDOM	5 719 492	9 350	5 255
SOVIET UNION	4 472	403	229	IRELAND	1 328 800	3 381	1 906
POLAND	4 389	1 601	905	DENMARK	9 301 551	13 161	7 419
HUNGARY	6 911	1 254	714	GREECE	50 420	3 096	1 771
MOROCCO	2 869	545	313	PORTUGAL	80 304	5 380	3 054
TUNISIA	37 814	3 316	1 859	SPAIN	40 131	1 626	920
EGYPT	884	110	65	ICELAND	2 080	79	43
SUDAN	95	108	65	NORWAY	12 848 334	55 161	31 251
NIGER	807	179	102	SWEDEN	4 962 786	26 980	15 269
SENEGAL	1 142	115	67	FINLAND	79 452	2 154	1 248
GUINEA	1 087	264	145	SWITZERLAND	162 476	4 897	2 776
SIERRA LEONE	648	149	83	AUSTRIA	12 649 907	48 187	27 368
GHANA	19 666	4 598	2 618	YUGOSLAVIA	16 722	627	356
TOGO	27 041	5 523	3 160	TURKEY	33 401	1 512	862
BENIN	8 189	1 784	1 032	SOVIET UNION	14 984	384	213
NIGERIA	18 594	4 349	2 461	POLAND	2 131 171	2 217	1 249
EQUAT GUINEA	2 572	550	305	CZECHOSLOVA	632 982	1 321	749
ZAIRE	1 213	251	141	HUNGARY	5 830	246	141
ANGOLA	1 257	402	225	BULGARIA	6 420	104	62
ETHIOPIA	324	90	52	MOROCCO	764	78	44
UGANDA	2 217	1 291	743	REP S AFRICA	309 227	10 671	6 002
TANZANIA	4 017	525	292	USA	23 224	6 780	3 817
MOZAMBIQUE	824	424	240	CANADA	11 896	738	404
REP S AFRICA	4 166	820	462	BRAZIL	313 208	13 875	7 847
USA	7 507	2 411	1 361	IRAN	3 821	102	56
CANADA	119	80	45	ISRAEL	24 517	198	118
NICARAGUA	574	106	59	INDIA	552 082	23 219	13 215
BRAZIL	682	130	76	EXPORTS	218 142 379	375 079	212 644
PARAGUAY	1 099	227	130	FRANCE	2 104 713	11 357	6 471
LEBANON	12 755	2 336	1 318	BELGIUM LUX	30 075 698	44 539	25 224
SYRIA	311	61	35	NETHERLANDS	154 234 712	197 082	111 714
JORDAN	14 853	2 868	1 627	ITALY	1 411 710	15 424	8 801
SAUDI ARABIA	4 535	517	293	UNTD KINGDOM	503 842	4 405	2 493
AFGHANISTAN	16 804	1 502	845	IRELAND	3 618	99	57
PAKISTAN	38 704	2 840	1 581	DENMARK	798 050	10 981	6 254
INDIA	17 671	1 436	821	GREECE	8 866	436	244
JAPAN	24	53	30	PORTUGAL	19 700	1 105	639
AUSTRALIA	286	191	107	SPAIN	145 387	663	383
PAPUA NEW G	271	106	61	CANARY IS	1 886	53	31
272 FERTILIZERS, CRUDE				ICELAND	1 287	59	34
IMPORTS	12 198 073	107 928	61 413	NORWAY	38 290	1 460	832
FRANCE	174 985	1 266	731	SWEDEN	161 196	3 733	2 127
BELGIUM LUX	64 330	1 731	983	FINLAND	31 588	987	555
NETHERLANDS	477 186	6 572	3 769	SWITZERLAND	24 516 576	50 587	28 611
ITALY	9 585	304	179	AUSTRIA	3 431 530	16 975	9 613
UNTD KINGDOM	769	60	37	YUGOSLAVIA	236 805	2 902	1 663
NORWAY	997	89	51	TURKEY	2 732	151	85
AUSTRIA	2 602	56	34	SOVIET UNION	9 731	215	126
POLAND	8 135	304	168	POLAND	20 431	551	312
CZECHOSLOVA	3 006	103	59	CZECHOSLOVA	6 423	200	111
MOROCCO	1 581 885	12 948	7 428	HUNGARY	36 870	668	380
ALGERIA	280 150	2 009	1 142	ALGERIA	5 049	95	54
REP S AFRICA	2 046 648	20 277	11 463	LIBYA	11 596	212	118
USA	4 961 088	37 300	21 190	EGYPT	3 456	148	84
PERU	8 280	726	415	NIGERIA	6 729	173	97
CHILE	30 710	1 528	870	KENYA	1 758	59	33
SYRIA	27 560	244	132	MOZAMBIQUE	8 200	77	42
ISRAEL	1 765 006	13 525	7 682	REP S AFRICA	61 471	1 507	850
EXPORTS	1 068 987	27 326	15 654	USA	8 068	694	389
FRANCE	58 728	2 635	1 511	CUBA	5 178	482	266
BELGIUM LUX	228 134	3 559	2 043	VENEZUELA	946	72	39
NETHERLANDS	213 551	4 188	2 429	PERU	451	83	45
ITALY	50 791	2 366	1 363	URUGUAY	3 923	136	79
UNTD KINGDOM	192 876	1 974	1 124	IRAQ	331	90	50
DENMARK	2 710	115	62	IRAN	2 517	174	95
				ISRAEL	6 146	303	167
				SAUDI ARABIA	8 515	180	105



6 IMPORTS AND EXPORTS (SPECIAL TRADE) BY GROUPS OF THE SITC-REV. III AND BY COUNTRIES OF PRODUCTION AND CONSUMPTION 1988

GROUP COUNTRY	DT = 100 KG	1 000 DM	1 000 \$	GROUP COUNTRY	DT = 100 KG	1 000 DM	1 000 \$
KUWAIT	2 854	83	45	TANZANIA		240	137
BAHRAIN	933	84	47	REP S AFRICA	200	10 770	6 081
ARAB EMIRAT	5 475	299	165	USA	11 408	45 632	25 895
INDIA	543	53	31	BRAZIL		91	51
BANGLADESH	2 420	91	54	ISRAEL		418	245
SRI LANKA	15 715	390	227	INDIA	2 739	164	94
THAILAND	12 874	492	279	JAPAN		538	309
INDONESIA	16 966	443	250	HONG KONG		356	199
MALAYSIA	22 888	565	316	AUSTRALIA	4 200	340	189
SINGAPORE	20 797	325	185	EXPORTS	2 930 546	62 717	35 642
PHILIPPINES	54 394	1 081	605	FRANCE	12 951	1 764	987
JAPAN	8 521	437	248	BELGIUM LUX	35 880	2 306	1 322
TAIWAN	2 840	216	121	NETHERLANDS	2 621 393	5 290	3 003
HONG KONG	4 317	172	97	ITALY	1 021	998	572
AUSTRALIA	8 837	471	265	UNTD KINGDOM	1 111	4 047	2 325
NEW ZEALAND	1 659	68	36	IRELAND	2	70	40
274 SULPHUR, UNRSTD. IRON PYRS				DENMARK	2 829	218	126
IMPORTS	3 354 196	46 332	26 199	GREECE	4	8 513	4 789
FRANCE	29 695	2 106	1 205	PORTUGAL	694	1 292	740
BELGIUM LUX	34 466	354	204	SPAIN	424	1 319	745
NETHERLANDS	50 727	1 065	613	SWEDEN	1 207	109	63
UNTD KINGDOM	3 055	280	162	FINLAND	840	65	37
DENMARK	37 228	117	68	SWITZERLAND	238 850	16 134	9 162
NORWAY	60 593	380	224	AUSTRIA	7 570	11 122	6 373
FINLAND	1 014 916	7 232	4 097	YUGOSLAVIA	225		208
YUGOSLAVIA	425 981	3 605	1 996	TURKEY		1 230	699
POLAND	162 775	1 732	993	POLAND	597	641	367
HUNGARY	2 660	138	77	CZECHOSLOVA	147	133	77
USA	292 609	6 509	3 718	HUNGARY	39	52	31
CANADA	1 169 060	19 811	11 128	BULGARIA	136	374	213
CYPRUS	39 695	387	209	ALGERIA	2 224	74	44
JAPAN	3 483	588	349	REP S AFRICA	106	149	82
EXPORTS	6 984 241	138 274	78 980	USA	526	2 599	1 468
FRANCE	1 340 042	22 713	13 001	BRAZIL	23	756	424
BELGIUM LUX	302 432	6 144	3 494	SYRIA	612	79	43
NETHERLANDS	2 163 724	40 076	22 782	INDIA	3	777	437
ITALY	8 474	353	202	CHINA		99	59
UNTD KINGDOM	1 234 225	20 808	12 060	NORTH KOREA		74	43
IRELAND	893	70	41	SOUTH KOREA		228	128
DENMARK	656 575	12 923	7 380	JAPAN	77	1 194	675
PORTUGAL	445	76	43	HONG KONG	28	411	226
SPAIN	125 498	3 551	2 082	278 OTHER CRUDE MINERALS			
SWEDEN	7 324	570	323	IMPORTS	73 416 973	1 211 829	688 962
FINLAND	189 038	3 655	2 051	FRANCE	12 126 852	132 453	75 397
SWITZERLAND	514 963	12 149	6 904	BELGIUM LUX	9 583 825	67 747	38 585
AUSTRIA	234 662	5 460	3 120	NETHERLANDS	9 044 331	112 377	63 825
YUGOSLAVIA	732	127	74	ITALY	1 512 203	53 981	30 385
TURKEY	302	49	30	UNTD KINGDOM	7 606 473	143 488	81 680
CZECHOSLOVA	134 038	3 600	2 043	IRELAND	119 106	8 279	4 738
HUNGARY	755	76	42	DENMARK	1 048 767	8 897	5 047
ROMANIA	9 300	596	331	GREECE	2 220 215	43 913	24 882
EGYPT	1 869	112	63	PORTUGAL	25 991	668	374
SUDAN	2 000	122	73	SPAIN	3 362 561	44 275	25 233
MALI	1 500	69	38	ICELAND	14 507	884	502
IVORY COAST	1 566	70	39	NORWAY	6 938 045	38 439	21 890
NIGERIA	6 916	313	170	SWEDEN	54 569	1 359	769
KENYA	6 040	417	236	FINLAND	526 590	13 118	7 459
TANZANIA	2 230	95	52	SWITZERLAND	689 125	2 334	1 339
REP S AFRICA	2 736	703	394	AUSTRIA	2 937 816	52 098	29 541
MEXICO	325	164	95	YUGOSLAVIA	141 340	2 016	1 131
COSTA RICA	1 620	63	36	TURKEY	1 647 918	48 707	27 665
BRAZIL	1 134	116	63	SOVIET UNION	234 898	5 831	3 306
PARAGUAY	3 000	120	71	POLAND	64 999	1 601	916
ISRAEL	1 835	117	65	CZECHOSLOVA	2 714 766	44 744	25 455
INDIA	2 269	586	336	HUNGARY	176 352	3 516	1 987
BURMA	7 682	348	196	BULGARIA	11 856	377	212
THAILAND	3 246	721	411	MOROCCO	319 126	5 854	3 316
INDONESIA	1 014	144	80	TUNISIA	23 000	216	117
MALAYSIA	4 775	276	158	ZAIRE	3 052	219	124
HONG KONG	1 357	76	42	KENYA	81 526	1 672	903
277 NATURAL ABRASIVES, NES				MADAGASCAR	23 527	4 118	2 321
IMPORTS	662 555	122 074	69 416	ZIMBABWE	116 362	7 999	4 572
FRANCE	1 656	259	143	REP S AFRICA	2 635 038	100 229	56 877
BELGIUM LUX	847	4 965	2 837	SWAZILAND	1 080	163	92
NETHERLANDS	4 224	737	425	USA	2 821 498	95 154	54 112
ITALY	73 385	5 429	3 099	CANADA	293 510	26 138	14 910
UNTD KINGDOM	844	4 312	2 439	GREENLAND	11 962	1 487	834
IRELAND	20	36 125	20 606	MEXICO	438 334	14 475	8 194
GREECE	428 457	2 460	1 385	PANAMA	9 019	695	382
SPAIN	4 576	195	110	TRINIDAD TOB	90 273	4 075	2 297
ICELAND	85 883	697	393	PERU	105 318	935	558
SWITZERLAND	12	2 217	1 266	BRAZIL	533 211	19 259	10 908
AUSTRIA	630	55	34	CYPRUS	2 213	195	113
YUGOSLAVIA	1 420	171	101	ISRAEL	181 648	16 480	9 360
TURKEY	40 055	1 424	808	JORDAN	1 094	124	73
SOVIET UNION	383	404	230	INDIA	91 491	4 914	2 787
HUNGARY	1 188	79	45	SRI LANKA	2 318	423	246
GHANA		68	39	THAILAND	79 256	3 857	2 170
ZAIRE		3 698	2 123	CHINA	2 018 375	46 593	26 543
				NORTH KOREA	658 371	15 687	8 985
				SOUTH KOREA	18 535	1 092	608
				JAPAN	36 505	5 524	3 104

6 IMPORTS AND EXPORTS (SPECIAL TRADE) BY GROUPS OF THE SITC-REV. III AND BY COUNTRIES OF PRODUCTION AND CONSUMPTION 1988

GROUP COUNTRY	DT = 100 KG	1 000 DM	1 000 \$	GROUP COUNTRY	DT = 100 KG	1 000 DM	1 000 \$
TAIWAN	3 321	188	112	SOUTH KOREA	11 240	1 133	648
HONG KONG	3 703	121	66	JAPAN	104 132	3 350	1 882
AUSTRALIA	107 294	3 263	1 857	TAIWAN	15 315	1 588	894
EXPORTS	107 287 525	688 868	392 652	HONG KONG	46 034	597	333
FRANCE	21 038 025	121 874	69 634	AUSTRALIA	11 233	1 827	1 024
BELGIUM LUX	20 245 499	65 454	37 359	PAPUA NEW G	29 546	802	455
NETHERLANDS	37 156 959	102 402	58 157	NEW ZEALAND	7 743	393	228
ITALY	12 818 668	127 895	72 956	SOLOMON IS	13 859	206	115
UNTD KINGDOM	785 698	17 971	10 232	NEW CALEDON	15 425	216	115
IRELAND	205 079	2 423	1 392	FIJI	33 102	868	496
DENMARK	1 245 626	11 729	6 672	WEST SAMOA	5 126	119	69
GREECE	23 033	1 981	1 135	FR POLYNESIA	40 700	870	513
PORTUGAL	22 368	1 626	920	2E1 IRON ORE, CONCENTRATES			
SPAIN	572 754	12 632	7 150	IMPORTS	452 717 998	2 059 392	1 169 710
CANARY IS	2 485	110	60	BELGIUM LUX	483 068	746	426
ICELAND	17 078	213	123	NETHERLANDS	126 464	1 456	830
NORWAY	824 261	10 544	6 060	UNTD KINGDOM	4 795	128	73
SWEDEN	3 396 657	28 338	16 177	DENMARK	7 925	75	41
FINLAND	1 711 136	18 276	10 408	NORWAY	5 484 422	29 753	16 828
SWITZERLAND	1 889 081	28 792	16 376	SWEDEN	56 822 186	287 157	162 077
AUSTRIA	2 091 222	43 517	24 837	SOVIET UNION	119 990	399	233
MALTA	2 113	80	46	MAURITANIA	1 958 056	7 768	4 519
YUGOSLAVIA	55 939	4 939	2 803	LIBERIA	54 412 393	240 510	136 698
TURKEY	238 276	4 367	2 502	REP S AFRICA	8 791 749	34 412	19 678
SOVIET UNION	14 050	1 484	852	USA	253 007	895	493
POLAND	69 793	903	509	CANADA	41 131 078	179 132	102 455
CZECHOSLOVA	45 614	4 123	2 304	VENEZUELA	6 185 811	22 010	12 158
HUNGARY	77 282	2 983	1 691	BRAZIL	195 123 843	907 591	516 516
ROMANIA	8 829	1 157	652	CHILE	6 420 821	41 807	23 382
BULGARIA	45 518	1 729	1 000	ARGENTINA	46 000	146	88
MOROCCO	11 238	474	272	INDIA	800 414	4 486	2 527
ALGERIA	21 897	967	561	AUSTRALIA	74 538 278	300 882	170 664
TUNISIA	15 253	286	161	EXPORTS	377 274	2 348	1 363
LIBYA	69 496	1 177	681	FRANCE	5 350	218	124
EGYPT	7 284	794	450	BELGIUM LUX	177 563	357	203
SUDAN	3 961	156	89	NETHERLANDS	8 306	228	131
SIERRA LEONE	11 511	338	187	UNTD KINGDOM	2 808	111	65
LIBERIA	58 057	1 362	760	AUSTRIA	179 295	1 248	735
IVORY COAST	13 887	408	231	2E2 FERROUS WASTE AND SCRAP			
TOGO	1 729	82	44	IMPORTS	14 069 971	467 126	264 893
NIGERIA	90 790	1 651	943	FRANCE	3 443 397	92 660	52 620
CAMEROON	639	83	47	BELGIUM LUX	930 834	23 661	13 386
GABON	58 141	870	490	NETHERLANDS	4 467 673	114 121	64 784
CONGO	35 028	986	557	ITALY	121 931	25 953	14 805
ANGOLA	10 292	151	83	UNTD KINGDOM	518 596	14 326	8 118
ETHIOPIA	2 654	57	33	IRELAND	1 867	441	250
KENYA	1 081	81	49	DENMARK	1 997 513	46 947	26 623
MOZAMBIQUE	1 003	59	35	GREECE	9 045	1 475	832
REUNION	11 085	356	203	PORTUGAL	4 297	970	555
ZIMBABWE	5 669	130	72	SPAIN	21 303	4 271	2 394
REP S AFRICA	28 222	2 270	1 266	NORWAY	70 422	7 705	4 360
USA	190 036	4 614	2 646	SWEDEN	97 751	7 545	4 247
CANADA	29 769	1 835	1 063	FINLAND	11 604	2 167	1 219
MEXICO	2 889	406	223	SWITZERLAND	190 030	27 895	15 783
GUATEMALA	30 359	428	247	AUSTRIA	144 438	9 275	5 292
HONDURAS	894	61	37	YUGOSLAVIA	28 792	3 937	2 212
EL SALVADOR	1 090	79	43	TURKEY	54 975	10 819	6 138
PANAMA	2 454	71	40	SOVIET UNION	781 681	11 105	6 381
CUBA	1 359	132	74	POLAND	605 823	9 856	5 522
DOMINIC REP	785	63	34	CZECHOSLOVA	127 347	10 744	6 106
GUADELOUPE	5 288	147	84	HUNGARY	106 248	10 275	5 697
MARTINIQUE	11 801	431	245	BULGARIA	7 618	775	459
TRINIDAD TOB	5 190	126	76	ALGERIA	79 572	2 279	1 312
NETH ANTILL	4 333	208	116	EGYPT	880	180	102
COLOMBIA	1 067	150	85	MOZAMBIQUE	6 508	1 621	905
VENEZUELA	46 394	2 710	1 540	REP S AFRICA	454	123	71
SURINAME	4 200	75	42	USA	161 652	22 072	12 489
FRENCH GUIAN	3 391	111	65	CANADA	7 258	245	136
ECUADOR	498	62	35	LEBANON	580	107	61
PERU	1 626	214	125	IRAQ	801	96	55
BRAZIL	4 563	1 250	701	ISRAEL	3 255	373	213
CHILE	2 764	354	197	SAUDI ARABIA	1 025	208	117
URUGUAY	1 810	165	91	KUWAIT	5 034	1 053	612
ARGENTINA	12 817	2 448	1 405	JAPAN	1 198	492	268
CYPRUS	1 579	78	43	TAIWAN	868	134	76
LEBANON	2 951	331	188	AUSTRALIA	4 893	1 025	584
SYRIA	1 610	58	35	EXPORTS	45 968 873	1 270 764	722 334
IRAQ	17 156	1 381	795	FRANCE	3 798 972	85 915	48 717
IRAN	9 174	683	387	BELGIUM LUX	7 881 900	233 830	131 918
ISRAEL	108 214	712	403	NETHERLANDS	7 750 007	181 226	104 004
JORDAN	1 982	84	48	ITALY	17 271 892	400 956	228 120
SAUDI ARABIA	35 799	1 335	773	UNTD KINGDOM	96 762	5 201	2 986
KUWAIT	3 529	212	125	DENMARK	619 478	12 705	7 204
QATAR	13 861	178	101	GREECE	88 357	1 733	1 027
ARAB EMIRAT	3 983	104	60	PORTUGAL	1 194	194	110
PAKISTAN	7 272	471	261	SPAIN	585 315	30 606	17 239
INDIA	57 989	1 524	869	NORWAY	1 239 523	24 060	13 573
BANGLADESH	1 418	92	51				
SRI LANKA	465	73	42				
THAILAND	5 394	541	310				
INDONESIA	11 189	1 237	703				
MALAYSIA	690 944	10 775	6 217				
SINGAPORE	438 947	8 046	4 574				
PHILIPPINES	97 564	1 560	882				
CHINA	3 195	364	212				

6 IMPDRTS AND EXPORTS (SPECIAL TRADE) BY GROUPS OF THE SITC-REV. III AND BY COUNTRIES OF PRODUCTION AND CONSUMPTION 1988

GROUP COUNTRY	DT = 100 KG	1 000 DM	1 000 \$	GROUP COUNTRY	DT = 100 KG	1 000 DM	1 000 \$
SWEDEN	2 373 261	203 498	115 965	PORTUGAL	8 180	682	393
FINLAND	8 029	183	104	SPAIN	48 518	4 694	2 690
SWITZERLAND	462 663	8 847	5 030	NORWAY	2 838	479	274
AUSTRIA	541 324	14 801	8 427	SWEDEN	230 794	3 284	1 879
TURKEY	501 534	10 315	6 011	FINLAND	10 215	1 231	707
CZECHOSLOVA	87 679	841	478	SWITZERLAND	34 203	3 930	2 255
SAUDI ARABIA	422 837	8 468	4 715	AUSTRIA	1 459 442	64 227	36 817
PAKISTAN	57 277	1 317	714	YUGOSLAVIA	14 416	1 949	1 101
INDIA	1 794 794	38 342	21 777	TURKEY	9 093	1 159	661
MALAYSIA	115 986	1 985	1 168	SOVIET UNION	181	149	87
SOUTH KOREA	266 036	5 602	2 971	POLAND	112 867	4 736	2 662
283 COPPER ORES, CONCENTRATES				CZECHOSLOVA	2 695	532	304
IMPORTS	5 664 918	724 130	415 370	HUNGARY	7 384	410	239
FRANCE	57 393	14 567	8 506	ROMANIA	75 687	10 271	5 941
BELGIUM LUX	735	253	144	BULGARIA	2 059	218	123
NETHERLANDS	345	115	68	LIBYA	495	336	182
GREECE	947	90	54	EGYPT	2 241	259	149
SPAIN	40 763	19 027	10 757	LIBERIA	974	51	30
NORWAY	196 881	17 110	9 852	CONGO	720	67	40
YUGOSLAVIA	24 000	3 213	1 702	REP S AFRICA	6 738	984	565
POLAND	850 082	69 680	38 826	USA	46 654	15 923	9 077
MOROCCO	88 480	16 715	9 610	CANADA	1 848	391	224
REP S AFRICA	1 990	1 791	1 012	MEXICO	7 250	649	370
USA	1 402 162	147 773	84 283	COLOMBIA	957	134	77
CANADA	219 857	29 204	16 960	VENEZUELA	7 189	887	505
MEXICO	795 000	80 735	46 834	BRAZIL	6 207	1 014	579
PERU	222 601	23 251	13 094	CHILE	2 382	327	181
CHILE	398 793	47 819	27 774	ARGENTINA	3 417	535	314
CYPRUS	5 400	494	271	ISRAEL	908	221	129
AUSTRALIA	15 029	1 953	1 138	INDIA	12 721	1 481	841
PAPUA NEW G	1 344 084	250 260	144 440	THAILAND	715	119	68
EXPORTS	59 510	9 678	5 527	MALAYSIA	189	102	56
ITALY	930	125	66	SOUTH KOREA	253	252	141
SPAIN	58 500	9 495	5 427	JAPAN	9 989	5 231	2 952
284 NICKEL ORES, CONCTR, MATTE				TAIWAN	369	123	70
IMPORTS	146 726	241 192	136 338	HONG KONG	153 611	10 758	6 139
ITALY	254	394	211	AUSTRALIA	532	134	74
UNTD KINGDOM	761	1 337	742	286 URANIUM, THORIUM ORES, ETC			
NORWAY	220	331	195	EXPORTS	27	68	38
FINLAND	100	194	110	CZECHOSLOVA	27	68	38
AUSTRIA	62	80	46	287 ORE, CONCENTR. BASE METALS			
SOVIET UNION	3 101	5 678	3 214	IMPORTS	21 801 324	845 504	479 209
REP S AFRICA	250	671	385	FRANCE	1 603	312	184
USA	248	280	157	BELGIUM LUX	39 862	25 645	14 602
CANADA	17 221	19 966	11 431	NETHERLANDS	162 511	29 744	16 970
AUSTRALIA	129 723	212 215	119 821	ITALY	9 031	538	293
EXPORTS	778	132	75	UNTD KINGDOM	21 289	9 926	5 597
285 ALUMINIUM ORE, CONCTR. ETC				IRELAND	526 760	23 659	13 517
IMPORTS	34 286 503	498 955	282 643	GREECE	27 759	977	547
FRANCE	166 856	14 717	8 354	PORTUGAL	1 273	1 100	640
BELGIUM LUX	37 906	1 026	567	SPAIN	59 266	2 671	1 517
NETHERLANDS	153 528	17 793	10 151	NORWAY	2 545 352	30 245	17 152
ITALY	1 810 756	60 171	34 012	SWEDEN	833 283	57 156	32 650
UNTD KINGDOM	4 244	817	461	FINLAND	63 924	5 251	2 871
IRELAND	526 592	19 957	10 954	SWITZERLAND	413	293	170
DENMARK	525	81	46	TURKEY	598 454	12 236	6 917
GREECE	202 112	1 377	819	SOVIET UNION	2 546	2 083	1 129
SPAIN	1 240 222	38 393	21 630	POLAND	20 603	999	569
SWEDEN	4 928	82	47	CZECHOSLOVA	76 939	5 538	3 160
SWITZERLAND	572	329	186	HUNGARY	155	139	83
AUSTRIA	1 841	216	127	ALBANIA	334 943	4 644	2 703
HUNGARY	7 403	591	336	MOROCCO	278 176	18 515	10 438
GUINEA	9 622 935	55 784	32 086	SIERRA LEONE	32 707	2 599	1 464
SIERRA LEONE	6 864 837	37 636	21 393	NIGERIA	1 407	763	444
USA	25 660	5 045	2 864	CENT AFR REP	1 700	418	238
CANADA	11 597	2 278	1 279	GABON	8 670	512	290
JAMAICA	1 580 491	56 397	31 894	CONGO	178 500	2 654	1 439
GUYANA	526 885	15 287	8 659	ZAIRE	5 125	2 990	1 714
SURINAME	701 766	25 843	14 690	RWANDA	131	447	239
IRAN	24 635	535	284	BURUNDI	401	184	109
ISRAEL	4 401	131	75	REP S AFRICA	5 088 233	85 813	48 491
CHINA	1 382 475	27 090	15 404	USA	197 652	55 324	31 425
JAPAN	2 922	1 116	637	CANADA	4 820 284	209 455	118 243
AUSTRALIA	9 378 324	115 835	65 452	GREENLAND	681 034	43 582	24 366
NEW ZEALAND	607	350	192	MEXICO	324 452	18 160	10 235
EXPORTS	3 399 078	233 190	132 955	HONDURAS	231 264	12 420	7 211
FRANCE	195 175	13 297	7 588	CUBA	20 501	411	226
BELGIUM LUX	133 705	7 777	4 440	GUYANA	15 920	418	227
NETHERLANDS	273 413	17 594	9 616	PERU	599 246	33 503	18 997
ITALY	438 644	47 203	27 064	BRAZIL	784 566	11 171	6 259
UNTD KINGDOM	67 197	8 657	4 939	CHILE	67 106	10 980	6 201
DENMARK	3 836	343	196	BOLIVIA	29 104	2 386	1 384
GREECE	753	110	62	INDIA	185 935	2 991	1 782
				SRI LANKA	279 499	4 005	2 176
				BURMA	49 777	3 468	1 993
				THAILAND	67 225	9 480	5 151
				MALAYSIA	6 223	2 419	1 401
				PHILIPPINES	177 367	3 068	1 759
				CHINA	62 386	21 695	12 422
				AUSTRALIA	2 279 807	72 289	41 485
				NEW ZEALAND	200	128	73

6 IMPORTS AND EXPORTS (SPECIAL TRADE) BY GROUPS OF THE SITC-REV. III AND BY COUNTRIES OF PRODUCTION AND CONSUMPTION 1988

GROUP COUNTRY	DT = 100 KG	1 000 DM	1 000 \$	GROUP COUNTRY	DT = 100 KG	1 000 DM	1 000 \$
EXPORTS	1 084 144	73 549	42 170	SAUDI ARABIA	49 144	16 242	9 239
FRANCE	319 310	12 839	7 447	KUWAIT	20 288	7 035	3 938
BELGIUM LUX	262 908	14 832	8 410	BAHRAIN	1 650	348	193
NETHERLANDS	204 172	14 309	8 191	ARAB EMIRAT	25 424	8 125	4 580
ITALY	71 248	4 182	2 379	OMAN	640	219	123
UNTD KINGDOM	6 746	880	511	PAKISTAN	121	54	31
DENMARK	7 065	263	149	INDIA	2 160	960	517
SPAIN	21 886	1 920	1 118	SRI LANKA	221	94	50
SWEDEN	4 161	987	569	THAILAND	20 845	16 266	9 132
FINLAND	42 401	1 878	1 137	MALAYSIA	112 738	18 130	10 193
SWITZERLAND	5 965	354	201	SINGAPORE	9 717	2 516	1 409
AUSTRIA	50 861	9 761	5 567	CHINA	4 214	1 496	808
YUGOSLAVIA	9 063	1 475	837	JAPAN	1 803	6 354	3 789
TURKEY	1 610	109	62	TAIWAN	2 474	1 340	743
POLAND	9 947	815	472	AUSTRALIA	58 993	7 202	4 010
CZECHOSLOVA	21 422	3 039	1 751	NEW ZEALAND	435	125	70
HUNGARY	20 696	1 214	681	EXPORTS	5 757 816	915 086	519 831
ROMANIA	1 940	181	108	FRANCE	498 563	66 821	38 005
MOROCCO	1 050	123	71	BELGIUM LUX	1 634 960	166 344	94 255
REP S AFRICA	1 169	519	311	NETHERLANDS	970 263	168 466	95 650
USA	623	2 264	1 284	ITALY	946 249	200 737	114 084
CANADA	10 939	193	115	UNTD KINGDOM	188 070	24 758	13 978
SAUDI ARABIA	2 100	378	217	DENMARK	69 990	13 063	7 462
INDIA	130	357	197	SPAIN	97 331	14 630	8 356
INDONESIA	2 130	134	76	NORWAY	2 913	746	425
JAPAN	80	222	127	SWEDEN	488 702	77 575	43 937

288 NON-FERROUS WASTE, SCRAP

IMPORTS	10, 157 261	2 109 244	1 194 472
FRANCE	1 114 369	323 798	183 896
BELGIUM LUX	578 611	112 041	63 686
NETHERLANDS	1 791 527	407 611	230 587
ITALY	359 515	63 143	36 013
UNTD KINGDOM	1 026 748	252 765	143 373
IRELAND	50 214	14 878	8 413
DENMARK	426 858	90 018	51 159
GREECE	28 512	4 885	2 781
PORTUGAL	13 739	3 938	2 251
SPAIN	46 927	21 641	12 008
ICELAND	2 147	551	317
NORWAY	271 195	51 274	28 983
SWEDEN	76 167	12 566	7 156
FINLAND	40 875	4 563	2 585
SWITZERLAND	406 852	100 749	57 167
AUSTRIA	446 000	89 383	50 712
GIBRALTAR	744	220	126
MALTA	813	160	91
YUGOSLAVIA	44 410	10 692	6 066
TURKEY	8 363	2 233	1 253
SOVIET UNION	61 825	12 305	7 177
POLAND	51 910	9 237	5 199
CZECHOSLOVA	136 136	12 019	6 855
HUNGARY	124 418	22 663	12 934
BULGARIA	44 914	13 628	7 811
ALBANIA	8 313	3 706	2 028
MOROCCO	8 202	1 286	721
ALGERIA	16 542	4 397	2 423
TUNISIA	21 822	6 867	3 882
LIBYA	4 029	1 600	884
EGYPT	222	87	50
SUDAN	1 653	315	184
SENEGAL	786	212	124
IVORY COAST	736	203	120
GHANA	2 977	802	449
TOGO	913	135	79
BENIN	352	105	63
NIGERIA	46 153	8 315	4 634
CAMEROON	194	58	35
ZAIRE	1 210	577	344
DJIBOUTI	457	121	68
KENYA	1 622	519	301
TANZANIA	510	202	111
MAURITIUS	529	152	85
ZIMBABWE	12 709	5 350	3 061
REP S AFRICA	66 837	69 877	38 884
BOTSWANA	206	71	38
USA	448 265	146 229	82 416
CANADA	1 905 322	90 306	51 466
MEXICO	522	8 036	4 284
GUATEMALA	238	59	34
NICARAGUA	1 564	195	114
COSTA RICA	183	64	37
COLOMBIA	500	137	74
VENEZUELA	15 241	6 598	3 636
SURINAME	425	134	80
BRAZIL	33 993	2 036	1 098
CHILE	8 953	3 250	1 787
ARGENTINA	138	2 851	1 629
CYPRUS	4 320	1 258	707
LEBANON	12 876	4 350	2 422
IRAQ	3 946	720	392
IRAN	187	65	37
ISRAEL	48 665	11 155	6 366
JORDAN	8 860	3 049	1 718

289 PREC. METAL ORES, CONCRTRS

IMPORTS	43 917	391 888	223 142
FRANCE	382	6 736	3 855
BELGIUM LUX	810	7 803	4 434
NETHERLANDS	1 939	28 095	15 877
ITALY	36	821	444
UNTD KINGDOM	3 570	8 769	4 993
IRELAND	403	2 305	1 320
DENMARK	293	8 269	4 733
GREECE		1 985	1 171
PORTUGAL		52	31
SPAIN	295	7 630	4 432
ICELAND		688	398
NORWAY	181	4 515	2 452
SWEDEN	2 637	9 805	5 554
FINLAND	13	1 908	1 091
SWITZERLAND	1 769	10 217	5 906
AUSTRIA	619	9 385	5 346
YUGOSLAVIA	13	4 543	2 600
TURKEY		2 890	1 662
SOVIET UNION	7	56	33
POLAND	39	1 134	648
CZECHOSLOVA	79	1 022	586
HUNGARY	108	8 638	4 896
BULGARIA	128	867	481
TUNISIA	1	1 720	933
EGYPT	1	1 075	575
LIBERIA		60	34
MAURITIUS	107	382	214
ZIMBABWE	1	2 686	1 507
REP S AFRICA	64	9 530	5 380
USA	14 133	146 385	83 150
CANADA	2 216	21 718	12 699
MEXICO	240	25 074	14 332
CUBA	145	5 165	2 836
COLOMBIA		700	394
FRENCH GUIAN		102	56
PERU	5 244	3 500	1 985
BRAZIL		174	104
CHILE	6 904	9 282	5 369
BOLIVIA	108	4 925	2 803
ARGENTINA	210	192	110
ISRAEL	85	453	264
SAUDI ARABIA	12	382	210

6 IMPORTS AND EXPORTS (SPECIAL TRADE) BY GROUPS OF THE SITC-REV. III AND BY COUNTRIES OF PRODUCTION AND CONSUMPTION 1988

GROUP COUNTRY	DT = 100 KG	1 000 DM	1 000 \$	GROUP COUNTRY	DT = 100 KG	1 000 DM	1 000 \$
INDONESIA	25	104	59	EXPORTS	1 893 165	380 111	216 148
SINGAPORE	11	1 457	866	FRANCE	713 669	76 722	43 655
PHILIPPINES		478	269	BELGIUM LUX	473 939	21 583	12 264
SOUTH KOREA		905	513	NETHERLANDS	156 881	20 548	11 771
JAPAN	379	3 755	2 158	ITALY	81 657	32 886	18 657
TAIWAN		419	246	UNTD KINGDOM	27 683	9 152	5 229
AUSTRALIA	51	563	305	IRELAND	289	208	118
EXPORTS	15 622	22 343	12 436	DENMARK	196 878	22 497	12 746
FRANCE	65	173	100	GREECE	4 925	2 551	1 462
BELGIUM LUX	3 647	7 190	4 013	PORTUGAL	11 831	4 222	2 385
NETHERLANDS	178	1 618	921	SPAIN	26 236	11 148	6 351
UNTD KINGDOM	8 443	5 128	2 896	NORWAY	8 550	6 292	3 556
DENMARK	177	95	55	SWEDEN	28 272	13 060	7 439
SWEDEN	372	57	31	FINLAND	1 744	2 060	1 172
SWITZERLAND	1 909	1 442	812	SWITZERLAND	19 718	26 749	15 268
AUSTRIA	186	5 015	2 686	AUSTRIA	74 638	38 452	21 917
CZECHOSLOVA	8	508	279	YUGOSLAVIA	4 225	8 639	4 884
USA	246	942	546	TURKEY	635	1 262	737
291 CRUDE ANIMAL MATERLS.NES				POLAND	217	877	509
IMPORTS	3 353 430	813 766	463 616	CZECHOSLOVA	1 014	303	173
FRANCE	92 111	50 853	29 062	HUNGARY	1 544	904	519
BELGIUM LUX	39 020	9 094	5 186	ROMANIA	1	103	59
NETHERLANDS	1 228 491	82 229	46 951	MOROCCO	63	87	48
ITALY	150 724	14 042	8 007	ALGERIA	45	140	77
UNTD KINGDOM	15 817	13 858	7 949	EGYPT	219	218	124
IRELAND	6 501	2 320	1 316	KENYA	160	136	77
DENMARK	140 242	33 009	18 859	ZIMBABWE	47	106	56
GREECE	748	1 369	787	REP S AFRICA	6 587	6 196	3 522
PORTUGAL	9 063	12 320	7 009	USA	32 639	33 005	18 769
SPAIN	5 870	2 676	1 531	CANADA	164	139	79
CANARY IS		100	60	MEXICO	149	107	59
ICELAND	2 447	1 930	1 101	COLOMBIA	43	330	192
NORWAY	766	458	258	VENEZUELA	27	107	60
SWEDEN	7 848	3 010	1 713	PERU	28	115	61
FINLAND	5 457	1 020	575	BRAZIL	7 595	4 011	2 266
SWITZERLAND	54 036	6 952	3 957	URUGUAY	311	159	90
AUSTRIA	212 971	7 216	4 124	ARGENTINA	101	144	82
YUGOSLAVIA	8 810	8 580	4 883	LEBANON	100	61	34
TURKEY	15 370	40 175	22 909	SYRIA	505	559	313
SOVIET UNION	172 127	15 689	8 938	IRAN	194	112	66
POLAND	93 732	25 706	14 627	ISRAEL	259	236	132
CZECHOSLOVA	70 563	8 237	4 709	KUWAIT	501	69	39
HUNGARY	56 803	68 118	38 791	ARAB EMIRAT	11	85	48
ROMANIA	8 957	4 220	2 403	INDIA	39	123	73
BULGARIA	7 320	667	368	SRI LANKA	11	85	46
MOROCCO	157	817	460	THAILAND	12	64	35
ALGERIA	51	217	119	SINGAPORE	267	328	185
TUNISIA	11	189	110	PHILIPPINES	30	62	34
EGYPT	2 090	2 490	1 401	CHINA	334	568	334
ETHIOPIA	4	74	41	NORTH KOREA	82	222	127
MOZAMBIQUE	5	66	40	SOUTH KOREA	2 151	4 881	2 755
ZIMBABWE	30	149	87	JAPAN	2 673	18 993	10 777
REP S AFRICA	1 369	1 124	649	TAIWAN	2 114	4 339	2 427
USA	261 536	54 011	30 585	HONG KONG	409	3 333	1 863
CANADA	29 345	11 860	6 745	AUSTRALIA	279	410	225
MEXICO	8 522	1 001	568	292 CRUDE VEG.MATERIALS, NES			
NICARAGUA	213	54	31	IMPORTS	6 444 170	3 389 337	1 943 821
COSTA RICA	3 634	517	293	FRANCE	240 767	90 878	52 305
CUBA	3 533	1 028	581	BELGIUM LUX	172 638	56 309	32 396
COLOMBIA	1 004	527	305	NETHERLANDS	3 644 770	2 107 631	1 208 083
PERU	2 648	2 702	1 549	ITALY	300 637	185 429	107 138
BRAZIL	202 754	30 359	17 230	UNTD KINGDOM	27 928	11 427	6 531
CHILE	35 066	5 137	2 938	IRELAND	2 508	17 115	9 796
PARAGUAY	759	80	44	DENMARK	650 231	275 359	157 742
URUGUAY	56 713	8 907	5 040	GREECE	10 413	3 826	2 168
ARGENTINA	92 652	11 700	6 642	PORTUGAL	2 316	1 774	1 019
CYPRUS	5	62	37	SPAIN	94 436	46 697	27 131
LEBANON	807	4 478	2 545	CANARY IS	13 386	22 712	13 184
SYRIA	2 648	16 749	9 538	ICELAND	2 120	216	123
IRAN	5 558	27 188	15 554	NORWAY	1 638	5 773	3 321
ISRAEL	2 987	621	346	SWEDEN	6 257	5 473	3 136
SAUDI ARABIA	192	748	425	FINLAND	3 851	3 240	1 772
ARAB EMIRAT	186	1 528	875	SWITZERLAND	13 007	15 948	9 116
AFGHANISTAN	836	4 351	2 490	AUSTRIA	32 293	8 967	5 124
PAKISTAN	1 493	8 907	5 077	YUGOSLAVIA	37 906	14 196	8 020
INDIA	24 538	3 772	2 150	TURKEY	37 364	8 090	4 638
THAILAND	3 285	2 612	1 495	SOVIET UNION	6 454	3 049	1 763
VIETNAM	2 351	1 386	793	POLAND	91 247	17 796	10 372
INDONESIA	576	822	465	CZECHOSLOVA	21 672	5 775	3 340
MALAYSIA	195	129	70	HUNGARY	90 409	19 921	11 375
SINGAPORE	616	729	411	ROMANIA	13 150	3 840	2 180
PHILIPPINES	1 865	457	257	BULGARIA	25 567	7 784	4 442
MONGOLIA	514	945	517	ALBANIA	10 755	3 313	1 856
CHINA	154 585	130 332	74 294	MOROCCO	10 641	5 855	3 356
NORTH KOREA	3 522	839	491	EGYPT	17 657	6 964	3 963
SOUTH KOREA	305	109	63	SUDAN	28 659	12 025	6 908
JAPAN	666	1 447	826	SENEGAL	5 425	740	416
TAIWAN	5 965	3 655	2 073	SIERRA LEONE	2 161	423	238
HONG KONG	1 207	2 210	1 271	IVORY COAST	6 914	3 473	1 989
AUSTRALIA	7 681	18 817	10 745	TOGO	420	421	247
PAPUA NEW G	195	170	97	NIGERIA	9 928	3 729	2 113
NEW ZEALAND	20 684	33 431	18 944	CAMEROON	441	234	135
				ZAIRE	4 127	3 565	1 985

6 IMPORTS AND EXPORTS (SPECIAL TRADE) BY GROUPS OF THE SITC-REV. III AND BY COUNTRIES OF PRODUCTION AND CONSUMPTION 1988

GROUP COUNTRY	DT = 100 KG	1 000 DM	1 000 \$	GROUP COUNTRY	DT = 100 KG	1 000 DM	1 000 \$
RWANDA	674	251	143	CAMEROON	503	1 184	676
BURUNDI	405	169	96	CENT AFR REP	30	95	55
ETHIOPIA	2 840	1 004	574	CONGO	45	109	62
SOMALIA	573	338	192	ZAIRE	419	1 042	593
KENYA	39 314	26 649	15 287	RWANDA	195	398	228
TANZANIA	1 139	458	273	BURUNDI	155	305	172
MADAGASCAR	872	485	275	ANGOLA	100	210	115
MAURITIUS	81	168	96	ETHIOPIA	60	92	50
ZIMBABWE	127	128	74	KENYA	960	2 495	1 413
REP S AFRICA	51 433	19 144	10 890	TANZANIA	240	895	519
USA	97 918	71 433	40 693	MOZAMBIQUE	100	162	98
CANADA	7 265	4 392	2 522	MAURITIUS	41	90	49
MEXICO	10 442	7 585	4 348	ZAMBIA	275	969	542
GUATEMALA	8 790	6 276	3 596	ZIMBABWE	203	949	544
HONDURAS	1 244	976	563	REP S AFRICA	14 551	14 925	8 622
EL SALVADOR	280	562	321	USA	20 146	26 108	14 798
COSTA RICA	28 451	16 052	9 153	CANADA	5 853	4 472	2 544
PANAMA	1 441	734	422	MEXICO	1 984	1 668	949
HAITI	237	171	95	GUATEMALA	194	198	111
DOMINIC REP	679	423	251	HONDURAS	77	71	38
GUADELOUPE	113	149	85	EL SALVADOR	44	74	43
JAMAICA	248	125	70	COSTA RICA	155	146	81
BARBADOS	95	154	88	PANAMA	106	95	55
COLOMBIA	22 010	21 685	12 435	CUBA	669	729	423
ECUADOR	3 843	2 660	1 535	HAITI	574	245	140
PERU	2 784	3 283	1 897	DOMINIC REP	155	169	95
BRAZIL	11 043	4 749	2 713	JAMAICA	25	234	124
CHILE	6 221	2 228	1 267	COLOMBIA	820	2 287	1 286
PARAGUAY	1 528	894	526	VENEZUELA	3 093	11 984	6 780
URUGUAY	301	476	276	ECUADOR	136	484	281
ARGENTINA	33 562	15 153	8 751	PERU	465	889	498
IRAN	5 701	7 079	4 005	BRAZIL	3 850	6 541	3 714
ISRAEL	70 180	57 074	33 431	CHILE	1 324	1 077	607
SOUTH YEMEN	528	319	185	BOLIVIA	90	298	167
AFGHANISTAN	2 542	337	192	PARAGUAY	128	372	204
PAKISTAN	37 948	14 615	8 274	URUGUAY	491	851	485
INDIA	141 487	46 053	26 115	ARGENTINA	3 356	3 039	1 717
SRI LANKA	5 706	1 178	676	CYPRUS	69	149	83
THAILAND	11 182	8 253	4 728	LEBANON	47	100	56
VIETNAM	52	87	51	SYRIA	1 366	2 164	1 236
INDONESIA	34 311	8 870	5 062	IRAQ	433	768	441
MALAYSIA	11 387	655	371	IRAN	176	535	317
SINGAPORE	5 350	5 358	3 064	ISRAEL	1 940	2 733	1 547
PHILIPPINES	3 402	2 445	1 379	SAUDI ARABIA	86	65	33
CHINA	66 328	19 027	10 835	QATAR	271	90	48
NORTH KOREA	871	539	308	ARAB EMIRAT	62	64	36
SOUTH KOREA	4 577	9 061	5 255	PAKISTAN	650	629	343
JAPAN	1 933	8 271	4 647	INDIA	344	375	214
TAIWAN	5 914	3 508	2 017	BANGLADESH	163	137	75
HONG KONG	4 351	2 566	1 467	SRI LANKA	78	109	60
AUSTRALIA	41 956	6 065	3 445	THAILAND	749	653	368
NEW ZEALAND	9 522	3 345	1 869	INDONESIA	1 285	1 973	1 098
N ZEAL OCEAN	10	62	37	MALAYSIA	178	222	122
FIJI	201	102	59	SINGAPORE	325	339	190
UNID COUNTR	424	156	87	PHILIPPINES	547	2 746	1 507
EXPORTS	1 028 485	810 787	463 992	CHINA	182	213	123
FRANCE	106 284	90 913	52 276	SOUTH KOREA	1 170	2 550	1 420
BELGIUM LUX	69 401	35 704	20 380	JAPAN	5 134	14 453	8 212
NETHERLANDS	188 250	108 027	61 767	TAIWAN	144	508	289
ITALY	82 620	69 387	40 007	HONG KONG	644	692	388
UNTD KINGDOM	30 524	28 560	16 336	AUSTRALIA	2 573	3 586	2 019
IRELAND	3 005	2 449	1 422	PAPUA NEW G	147	109	61
DENMARK	75 717	54 566	31 315	NEW ZEALAND	1 190	568	314
GREECE	5 607	3 603	2 040	NEW CALEDON	28	93	57
PORTUGAL	4 262	6 125	3 553	321 COAL, NOT AGGLOMERATED			
SPAIN	18 968	26 107	15 021	IMPORTS	71 681 627	621 851	354 613
CANARY IS	434	559	321	FRANCE	5 703 870	108 604	61 978
ICELAND	587	514	289	BELGIUM LUX	1 045 414	14 905	8 515
NORWAY	13 666	7 313	4 152	NETHERLANDS	134 810	1 381	793
SWEDEN	53 896	22 713	13 032	ITALY	2 284	165	93
FINLAND	22 147	12 114	6 922	UNTD KINGDOM	1 035 778	8 107	4 664
SWITZERLAND	144 542	92 081	52 684	NORWAY	1 231 622	18 539	10 513
AUSTRIA	81 920	66 315	38 078	SWITZERLAND	87 516	820	488
YUGOSLAVIA	2 521	4 783	2 652	SOVIET UNION	3 025 164	24 594	13 998
TURKEY	4 853	16 369	9 729	POLAND	18 791 074	157 951	90 072
SOVIET UNION	5 648	8 476	4 816	CZECHOSLOVA	1 051 938	9 931	5 581
POLAND	4 563	2 591	1 489	REP S AFRICA	27 423 080	178 507	101 345
CZECHOSLOVA	3 020	3 325	1 894	USA	2 656 241	28 004	15 915
HUNGARY	5 519	10 612	5 916	CANADA	946 223	8 828	5 153
ROMANIA	663	608	341	COLOMBIA	2 946 810	17 708	10 320
BULGARIA	6 468	766	423	CHINA	832 540	6 579	3 660
ALBANIA	126	126	72	AUSTRALIA	4 766 258	37 189	21 504
MOROCCO	4 306	3 443	1 839	EXPORTS	47 011 792	990 641	564 661
ALGERIA	1 780	1 078	614	FRANCE	13 109 134	350 986	199 914
TUNISIA	1 086	1 381	750	BELGIUM LUX	15 654 577	389 844	222 214
LIBYA	275	369	210	NETHERLANDS	5 665 477	80 550	45 839
EGYPT	1 670	2 358	1 339	ITALY	9 876 689	85 491	49 069
SUDAN	96	57	32	UNTD KINGDOM	1 584 984	52 503	29 735
BURKINA FASO	35	93	49	IRELAND	22 171	651	377
SENEGAL	30	88	49	DENMARK	35 830	971	547
LIBERIA	52	102	55	SPAIN	14 259	585	332
IVORY COAST	118	106	59	NORWAY	375 327	10 668	6 154
GHANA	17	107	58				
TOGO	115	199	112				
NIGERIA	1 852	3 554	2 044				

6 IMPORTS AND EXPORTS (SPECIAL TRADE) BY GROUPS OF THE SITC-REV. III AND BY COUNTRIES OF PRODUCTION AND CONSUMPTION 1988

GROUP COUNTRY	DT = 100 KG	1 000 DM	1 000 \$	GROUP COUNTRY	DT = 100 KG	1 000 DM	1 000 \$
SWEDEN	13 281	606	349	ROMANIA	24 780	755	404
SWITZERLAND	261 384	7 182	4 111	MOROCCO	159 000	4 245	2 431
AUSTRIA	140 227	4 363	2 467	ALGERIA	24 500	649	369
HUNGARY	119 994	2 523	1 424	SUDAN	1 980	89	49
TUNISIA	9 198	85	47	NIGERIA	2 280	113	64
KENYA	990	51	30	KENYA	1 641	56	31
BRAZIL	102 500	2 836	1 615	TANZANIA	2 180	100	59
SAUDI ARABIA	20 000	482	285	USA	632 662	13 389	7 478
<b>322 BRIQUETTES, LIGNITE, PEAT</b>				CANADA	448 983	9 311	5 410
IMPORTS	20 391 705	100 528	57 554	BRAZIL	745 491	16 796	9 580
FRANCE	20 375	247	142	CHILE	218 190	4 900	2 596
BELGIUM LUX	35 106	821	461	JORDAN	2 000	59	34
NETHERLANDS	831 501	10 249	5 869	JAPAN	149 301	4 276	2 443
ITALY	2 447	80	44	<b>333 PETROLEUM OILS, CRUDE</b>			
NORWAY	54 493	711	396	IMPORTS	720 369 508	14 830 263	8 441 883
AUSTRIA	86 162	1 386	789	FRANCE	5 555	259	146
SOVIET UNION	362 945	5 254	2 989	NETHERLANDS	400 610	8 456	4 843
POLAND	23 957	195	110	ITALY	849 432	18 190	10 699
CZECHOSLOVA	18 963 270	81 144	46 501	UNT D KINGDOM	191 897 715	3 932 687	2 248 957
CANADA	5 848	252	143	GREECE	491 290	9 312	5 499
EXPORTS	28 803 565	428 769	244 388	NORWAY	55 324 929	1 149 244	659 990
FRANCE	3 979 987	82 775	47 289	SOVIET UNION	59 539 881	1 115 869	631 904
BELGIUM LUX	3 958 362	59 055	33 790	ALGERIA	54 592 808	1 219 985	694 458
NETHERLANDS	11 363 252	71 246	40 327	LIBYA	111 902 477	2 515 676	1 425 695
ITALY	3 004 488	52 738	30 184	EGYPT	1 632 073	32 777	18 725
UNT D KINGDOM	1 755 018	53 306	30 294	NIGERIA	45 533 956	1 022 907	585 603
IRELAND	302 067	6 329	3 663	CAMEROON	966 970	17 537	9 642
DENMARK	105 355	2 570	1 488	CONGO	2 307 768	42 124	23 591
GREECE	53 687	1 563	898	ANGOLA	21 089 161	439 696	251 917
PORTUGAL	40 751	1 124	641	MEXICO	1 758 381	26 968	14 480
SPAIN	501 185	11 123	6 329	CUBA	3 309 550	4 778	2 722
CANARY IS	11 324	222	125	COLOMBIA	1 106 760	21 414	12 693
SWEDEN	17 184	2 110	1 231	VENEZUELA	50 214 133	917 116	524 062
SWITZERLAND	1 121 642	27 918	15 981	SYRIA	11 491 810	179 570	100 006
AUSTRIA	2 238 324	46 299	26 312	IRAQ	14 184 250	276 549	157 696
TURKEY	1 983	58	34	IRAN	26 307 311	484 781	274 669
HUNGARY	802	86	46	SAUDI ARABIA	47 417 210	953 694	536 672
MOROCCO	66 710	1 691	942	KUWAIT	1 366 766	20 780	11 655
CYPRUS	21 998	602	343	QATAR	329 860	5 825	3 318
LEBANON	3 851	83	46	ARAB EMIRAT	3 176 380	63 147	35 976
SYRIA	2 563	83	45	NORTH YEMEN	11 861 369	260 809	145 010
IRAQ	1 092	80	46	SOUTH YEMEN	4 310 911	90 102	51 249
ISRAEL	29 631	1 036	579	EXPORTS	202 494	4 179	2 467
JORDAN	7 125	380	207	NETHERLANDS	201 987	4 147	2 449
SAUDI ARABIA	74 147	1 572	869	<b>334 PETROLEUM PRODUCTS</b>			
KUWAIT	26 197	985	568	IMPORTS	389 642 310	9 912 584	5 646 012
BAHRAIN	1 719	57	30	FRANCE	19 601 016	600 337	341 990
ARAB EMIRAT	8 555	197	112	BELGIUM LUX	30 583 113	788 776	450 488
JAPAN	10 369	504	286	NETHERLANDS	181 990 726	4 671 262	2 657 679
HONG KONG	2 370	83	48	ITALY	2 741 882	99 222	56 443
AUSTRALIA	82 482	2 603	1 474	UNT D KINGDOM	24 453 939	684 944	387 651
<b>325 COKE, SEMI-COKE, RET. CARBN</b>				IRELAND	415	318	181
IMPORTS	8 874 338	164 672	93 744	DENMARK	2 504 781	56 653	32 871
FRANCE	1 368 111	27 390	15 559	SPAIN	2 445 156	43 396	24 840
BELGIUM LUX	3 389 365	70 067	39 995	NORWAY	8 968 770	215 787	124 202
NETHERLANDS	1 005 189	18 199	10 295	SWEDEN	14 038 398	303 685	174 305
ITALY	3 944	126	71	FINLAND	4 285 776	109 637	63 154
UNT D KINGDOM	168 441	3 454	2 006	SWITZERLAND	1 185 755	22 457	12 531
SPAIN	58 249	1 706	992	AUSTRIA	1 171 862	37 770	21 662
SWEDEN	11 908	165	94	MALTA	2 553	115	67
SWITZERLAND	4 167	101	55	YUGOSLAVIA	1 164 950	30 096	17 212
AUSTRIA	34 687	506	286	TURKEY	109 522	2 601	1 574
YUGOSLAVIA	25 495	469	276	SOVIET UNION	47 217 527	1 109 286	631 605
POLAND	280 633	4 242	2 364	POLAND	1 385 539	27 904	15 822
CZECHOSLOVA	1 456 566	23 356	13 211	CZECHOSLOVA	7 871 723	153 893	87 926
HUNGARY	58 067	1 204	662	HUNGARY	2 938 199	71 660	40 819
USA	713 809	10 240	5 889	ROMANIA	1 580 199	44 482	25 389
CANADA	35 024	444	253	BULGARIA	828 522	21 415	11 808
CHINA	9 222	181	104	MOROCCO	28 606	1 518	813
JAPAN	251 123	2 809	1 624	ALGERIA	15 597 700	369 992	210 230
EXPORTS	35 522 599	1 154 280	658 258	TUNISIA	821 983	14 399	8 583
FRANCE	7 625 569	271 791	155 681	LIBYA	4 407 701	97 518	55 407
BELGIUM LUX	16 716 498	639 232	364 165	EGYPT	764 605	19 808	11 636
NETHERLANDS	886 678	16 752	9 497	NIGERIA	199 601	3 222	1 902
ITALY	1 152 520	29 854	17 090	USA	977 068	72 629	41 920
UNT D KINGDOM	2 266 472	41 125	23 867	CANADA	46 393	4 867	2 706
DENMARK	51 556	1 924	1 117	BERMUDA	72 516	1 865	988
PORTUGAL	11 683	369	211	CUBA	876 983	22 939	13 498
SPAIN	1 978	215	118	TRINIDAD TOB	28 185	2 132	1 210
ICELAND	9 614	185	112	NETH ANTILL	79 822	3 512	1 969
NORWAY	1 014 198	17 099	9 671	VENEZUELA	1 478 694	17 992	9 971
SWEDEN	287 766	8 350	4 754	FRENCH GUIAN	31 775	808	444
FINLAND	1 212 916	20 552	11 668	BRAZIL	60 413	2 847	1 670
SWITZERLAND	227 773	8 171	4 642	IRAQ	2 001 519	50 624	29 162
AUSTRIA	1 204 484	32 889	18 439	ISRAEL	1 370	226	130
YUGOSLAVIA	429 451	10 575	6 014	JORDAN	627	238	127
HUNGARY	4 781	170	101	SAUDI ARABIA	210 843	5 865	3 356
				KUWAIT	4 768 235	119 746	67 808
				SOUTH YEMEN	103 971	2 797	1 498

6 IMPORTS AND EXPORTS (SPECIAL TRADE) BY GROUPS OF THE SITC-REV. III AND BY COUNTRIES OF PRODUCTION AND CONSUMPTION 1988

GROUP COUNTRY	DT = 100 KG	1 000 DM	1 000 \$	GROUP COUNTRY	DT = 100 KG	1 000 DM	1 000 \$
SINGAPORE	3 665	58	35	INDONESIA	6 439	1 296	743
JAPAN	3 200	1 017	583	MALAYSIA	2 808	484	269
AUSTRALIA	312	80	45	SINGAPORE	54 242	5 022	2 887
SHIPS SUPPL	184	56	31	PHILIPPINES	9 664	1 028	574
EXPORTS	74 578 037	2 312 859	1 310 315	CHINA	15 161	3 331	1 943
FRANCE	6 482 716	162 470	92 992	NORTH KOREA	685	157	86
BELGIUM LUX	4 614 641	125 725	70 862	SOUTH KOREA	7 726	1 779	1 003
NETHERLANDS	4 573 551	144 618	81 451	JAPAN	54 402	9 009	5 063
ITALY	768 386	32 849	18 472	TAIWAN	25 400	5 566	3 150
UNTD KINGDOM	1 014 963	59 057	33 306	HONG KONG	6 976	1 545	866
IRELAND	5 521	1 159	663	AUSTRALIA	41 726	4 976	2 859
DENMARK	884 133	46 047	26 173	NEW ZEALAND	7 217	638	368
GREECE	34 610	8 016	4 547	SHIPS SUPPL	24 051 329	688 937	389 065
PORTUGAL	13 824	3 299	1 883	335 RESIDUAL PETROL PRODUCTS			
SPAIN	172 930	10 172	5 847	IMPORTS	37 620 097	996 094	566 596
CANARY IS	3 232	395	223	FRANCE	2 028 259	72 206	41 091
ICELAND	6 977	1 474	844	BELGIUM LUX	2 498 110	73 579	41 661
FAROE IS	19 360	232	128	NETHERLANDS	10 638 592	329 373	187 310
NORWAY	449 107	16 082	9 184	ITALY	132 824	4 095	2 341
SWEDEN	913 590	34 944	19 542	UNTD KINGDOM	1 884 723	65 679	37 489
FINLAND	112 970	9 515	5 398	IRELAND	1 061	207	119
SWITZERLAND	20 008 609	561 557	319 536	DENMARK	190 034	7 198	4 094
AUSTRIA	7 543 106	230 752	131 294	GREECE	619	55	31
MALTA	192	66	34	PORTUGAL	802 646	27 768	15 780
YUGOSLAVIA	240 287	12 211	6 888	SPAIN	409 961	12 786	7 218
TURKEY	31 510	3 371	1 942	CANARY IS	19 735	1 876	1 069
SOVIET UNION	36 746	5 386	3 057	NORWAY	36 574	674	374
POLAND	49 682	8 534	4 822	SWEDEN	75 994	3 518	2 004
CZECHOSLOVA	31 366	4 108	2 351	FINLAND	94 955	1 552	892
HUNGARY	5 492	1 128	634	SWITZERLAND	10 355	1 049	591
ROMANIA	9 479	2 737	1 554	AUSTRIA	626 549	24 845	14 104
BULGARIA	2 496	622	354	YUGOSLAVIA	26 524	1 107	643
MOROCCO	815	278	159	TURKEY	19 315	1 369	793
ALGERIA	726	217	124	SOVIET UNION	2 247 004	53 616	30 896
TUNISIA	1 557	339	191	POLAND	1 224 681	28 377	16 155
LIBYA	2 360	1 227	672	CZECHOSLOVA	581 226	19 440	11 066
EGYPT	16 697	2 931	1 700	HUNGARY	806 710	22 565	12 745
SUDAN	758	180	97	BULGARIA	111 605	4 831	2 774
MAURITANIA	534	131	73	LIBYA	247 609	8 025	4 765
GUINEA	1 314	185	105	EGYPT	263 889	7 563	4 246
SIERRA LEONE	709	90	54	REP S AFRICA	62 504	17 588	9 911
LIBERIA	9 834	1 461	806	USA	11 781 865	175 726	99 659
IVORY COAST	2 400	181	103	CANADA	66 225	4 347	2 461
GHANA	1 777	248	137	BRAZIL	96 243	2 500	1 457
NIGERIA	25 402	4 865	2 800	ARGENTINA	52 848	815	487
ZAIRE	67 626	3 174	1 810	IRAQ	8 507	1 008	577
ETHIOPIA	1 199	133	76	KUWAIT	10 014	222	125
SOMALIA	417	73	41	INDONESIA	389 074	7 423	4 175
KENYA	20 806	2 279	1 254	CHINA	70 198	6 343	3 626
TANZANIA	11 340	1 885	1 081	JAPAN	102 884	6 676	3 816
MOZAMBIQUE	4 802	863	505	EXPORTS	18 202 633	741 108	420 221
MAURITIUS	298	81	46	FRANCE	2 983 806	99 005	56 337
ZAMBIA	814	228	127	BELGIUM LUX	1 732 872	64 873	37 135
ZIMBABWE	1 549	346	189	NETHERLANDS	3 429 658	105 602	59 656
REP S AFRICA	79 081	9 150	5 180	ITALY	581 925	33 092	18 829
USA	1 746 279	35 955	19 538	UNTD KINGDOM	309 114	20 488	11 615
CANADA	8 228	1 252	711	IRELAND	6 413	899	503
MEXICO	2 683	881	501	DENMARK	1 375 666	41 830	23 642
GUATEMALA	907	149	85	GREECE	33 732	3 057	1 771
HONDURAS	605	122	69	PORTUGAL	13 048	1 280	728
COSTA RICA	638	148	80	SPAIN	207 435	8 432	4 777
PANAMA	247	56	32	CANARY IS	4 037	396	226
CUBA	49 663	4 720	2 813	ICELAND	3 804	240	136
DOMINIC REP	554	177	96	NORWAY	272 018	16 331	9 333
COLOMBIA	305	137	80	SWEDEN	198 124	15 073	8 536
VENEZUELA	508	81	50	FINLAND	73 086	8 041	4 592
ECUADOR	1 945	352	199	SWITZERLAND	1 892 054	58 144	32 846
PERU	927	275	155	AUSTRIA	2 269 700	68 056	38 298
BRAZIL	12 875	1 899	1 057	MALTA	1 226	160	90
CHILE	4 354	821	468	YUGOSLAVIA	310 292	10 536	5 914
URUGUAY	4 980	1 143	628	TURKEY	23 513	2 757	1 558
ARGENTINA	3 650	883	489	SOVIET UNION	6 103	664	377
CYPRUS	2 457	455	252	POLAND	48 107	3 778	2 142
LEBANON	6 095	782	438	CZECHOSLOVA	63 929	3 210	1 828
SYRIA	851	140	78	HUNGARY	6 783	560	320
IRAQ	3 758	1 092	623	ROMANIA	1 285	228	131
IRAN	58 664	4 281	2 512	BULGARIA	12 766	1 224	713
ISRAEL	7 348	1 483	835	MOROCCO	24 766	2 370	1 317
JORDAN	32 344	3 939	2 229	ALGERIA	119 585	16 993	9 612
SAUDI ARABIA	6 081	1 605	916	TUNISIA	6 834	686	389
KUWAIT	5 407	1 167	663	LIBYA	1 443	183	102
BAHRAIN	744	147	85	EGYPT	153 430	7 366	4 063
QATAR	673	95	52	SUDAN	4 483	561	328
ARAB EMIRAT	4 206	1 024	582	MAURITANIA	2 576	368	204
OMAN	331	195	113	SENEGAL	3 430	396	218
NORTH YEMEN	362	152	86	SIERRA LEONE	3 258	380	214
SOUTH YEMEN	670	101	58	LIBERIA	1 633	263	147
AFGHANISTAN	6 491	993	555	IVORY COAST	7 827	805	451
PAKISTAN	1 944	523	292	GHANA	157 074	7 613	4 419
INDIA	6 065	1 017	573	TOGO	621	93	52
SRI LANKA	1 194	179	99	NIGERIA	45 542	6 101	3 495
NEPAL	336	92	52	CAMEROON	43 675	2 075	1 149
BURMA	253	136	77				
THAILAND	23 474	2 677	1 506				
VIETNAM	152	133	75				



## 6 IMPORTS AND EXPORTS (SPECIAL TRADE) BY GROUPS OF THE SITC-REV. III AND BY COUNTRIES OF PRODUCTION AND CONSUMPTION 1988

GROUP COUNTRY	DT = 100 KG	1 000 DM	1 000 \$	GROUP COUNTRY	DT = 100 KG	1 000 DM	1 000 \$
ZAIRE	4 347	570	317	NETHERLANDS	1 620 876	37 544	21 431
RWANDA	5 069	728	410	ITALY	1 026 054	24 492	13 904
ANGOLA	984	169	99	UNTD KINGDOM	67 253	1 954	1 148
ETHIOPIA	5 647	736	406	DENMARK	41 187	1 157	656
KENYA	32 173	4 093	2 324	GREECE	10 131	268	142
TANZANIA	6 043	664	373	SWITZERLAND	276 944	7 930	4 535
SEYCHELLES	757	101	55	AUSTRIA	415 569	11 995	6 845
MADAGASCAR	6 004	707	404	TURKEY	2 078	171	100
ZAMBIA	4 779	758	421				
ZIMBABWE	7 088	854	476	343 NATURAL GAS			
MALAWI	4 367	534	302	IMPORTS	321 428 283	5 518 989	3 173 260
REP S AFRICA	240 926	20 729	11 637	EXPORTS	9 425 688	249 688	143 473
SWAZILAND	2 660	270	149				
LESOTHO	2 660	255	136	344 PETROLEUM GASES, NES			
USA	247 751	14 929	8 585	IMPORTS	2 758 985	86 477	49 065
CANADA	123 072	5 640	3 301	FRANCE	446 477	13 159	7 371
MEXICO	2 409	680	391	BELGIUM LUX	717 235	21 561	12 909
GUATEMALA	72 839	6 899	3 894	NETHERLANDS	797 239	27 278	15 445
HONDURAS	9 985	974	543	ITALY	16 376	711	392
EL SALVADOR	5 892	524	299	UNTD KINGDOM	107 655	3 510	1 963
COSTA RICA	10 253	1 008	576	PORTUGAL	313 793	10 454	5 968
PANAMA	1 181	110	63	SWEDEN	11 505	290	166
CUBA	1 085	152	86	SWITZERLAND	31	120	64
HAITI	2 446	267	149	YUGOSLAVIA	42 537	828	472
DOMINIC REP	33 420	2 866	1 600	POLAND	79 472	2 284	1 293
JAMAICA	1 158	134	77	CZECHOSLOVA	84 208	1 998	1 132
TRINIDAD TOB	1 760	134	75	LIBYA	140 203	4 048	2 356
COLOMBIA	1 148	301	171	USA	1 969	80	45
VENEZUELA	73 206	3 831	2 187	EXPORTS	1 377 474	34 653	19 399
GUYANA	198	59	33	FRANCE	516 696	3 125	1 786
ECUADOR	15 170	1 266	702	BELGIUM LUX	288 351	10 843	6 029
PERU	10 300	1 116	638	NETHERLANDS	465 709	16 016	8 969
BRAZIL	117 546	6 372	3 629	ITALY	2 726	247	141
CHILE	22 629	2 171	1 222	UNTD KINGDOM	77 591	3 025	1 673
URUGUAY	409	68	35	NORWAY	185	128	73
ARGENTINA	44 580	2 099	1 134	SWITZERLAND	4 531	427	241
FALKLAND IS	926	182	101	AUSTRIA	21 491	482	282
CYPRUS	647	96	52	SOVIET UNION	26	77	44
LEBANON	1 825	154	85	ISRAEL	101	175	102
SYRIA	821	111	61				
IRAQ	363	98	55	351 ELECTRIC CURRENT <sup>1)</sup> MWH			
IRAN	26 043	1 656	973	IMPORTS	11 509 723	1 143 483	653 642
ISRAEL	17 900	1 717	977	FRANCE	316 612	21 276	12 045
JORDAN	5 423	372	211	BELGIUM LUX	2 057	30 508	17 487
SAUDI ARABIA	2 120	346	196	NETHERLANDS	30 667	2 810	1 560
KUWAIT	496	60	33	ITALY	3	51 628	29 792
BAHRAIN	132 813	5 296	3 143	UNTD KINGDOM	77 591	3 025	1 673
ARAB EMIRAT	747	86	48	NORWAY	185	128	73
OMAN	475	61	34	SWITZERLAND	4 531	427	241
NORTH YEMEN	6 774	556	326	AUSTRIA	21 491	482	282
PAKISTAN	2 728	501	280	ISRAEL	101	175	102
INDIA	132 588	13 142	7 407	EXPORTS	14 470 239	905 699	522 988
BANGLADESH	1 511	183	101	FRANCE	133 119	7 569	4 320
SRI LANKA	612	119	67	NETHERLANDS	1 151 740	50 235	29 661
NEPAL	1 619	227	129	SWITZERLAND	3 356 193	143 655	83 693
BURMA	752	272	158	AUSTRIA	1 733 592	123 004	71 171
THAILAND	4 429	810	458				
INDONESIA	8 607	1 214	685	411 ANIMAL OILS AND FATS			
MALAYSIA	5 515	471	264	IMPORTS	3 197 212	226 872	128 870
SINGAPORE	1 879	250	144	FRANCE	183 526	14 174	8 091
PHILIPPINES	630	135	77	BELGIUM LUX	143 929	11 701	6 704
CHINA	24 089	3 676	2 098	NETHERLANDS	357 465	25 302	14 992
NORTH KOREA	1 638	369	203	ITALY	166 489	22 102	12 592
SOUTH KOREA	6 509	451	258	UNTD KINGDOM	28 110	8 748	5 011
JAPAN	2 298	765	433	IRELAND	2 067	436	255
TAIWAN	13 705	1 154	647	DENMARK	199 928	13 818	7 819
HONG KONG	1 474	269	148	SPAIN	3 014	324	186
AUSTRALIA	233 484	8 952	5 072	ICELAND	98 784	6 727	3 920
NEW ZEALAND	377	53	32	FAROE IS	9 109	684	380
				NORWAY	114 102	8 182	4 653
				SWEDEN	49 915	3 446	1 977
				SWITZERLAND	73 011	5 342	3 059
				AUSTRIA	225 520	12 036	6 809
				YUGOSLAVIA	63 786	3 299	1 855
				TURKEY	41 003	2 362	1 315
				SOVIET UNION	72 674	4 530	2 496
				POLAND	46 878	2 508	1 424
				CZECHOSLOVA	84 709	3 820	2 152
				HUNGARY	123 285	7 677	4 338
				BULGARIA	12 026	786	437
				MOROCCO	5 016	231	136
				REP S AFRICA	30 347	1 129	682
				USA	209 839	16 157	9 207
				CANADA	83 739	5 662	3 182
				PANAMA	11 558	605	360
				CHILE	157 343	7 369	4 165
				JAPAN	538 112	33 206	18 708
342 LIQUEFIED PROPANE, BUTANE							
IMPORTS	5 694 810	141 987	81 742				
FRANCE	101 354	7 674	4 347				
BELGIUM LUX	578 177	15 418	8 843				
NETHERLANDS	1 204 006	29 671	16 986				
ITALY	1 125	388	221				
UNTD KINGDOM	911 863	23 007	13 336				
DENMARK	1 479	61	37				
PORTUGAL	6 444	219	125				
SPAIN	10 242	407	240				
NORWAY	997 103	23 220	13 325				
SWITZERLAND	13 213	249	139				
SOVIET UNION	725 001	15 507	8 919				
POLAND	113 393	3 660	2 123				
CZECHOSLOVA	527 994	9 511	5 448				
HUNGARY	113 656	2 383	1 378				
ALGERIA	116 872	3 060	1 755				
LIBYA	8 928	432	262				
SAUDI ARABIA	102 719	2 673	1 617				
KUWAIT	158 561	4 294	2 553				
EXPORTS	3 774 433	96 538	55 041				
FRANCE	204 568	7 622	4 355				
BELGIUM LUX	109 103	3 196	1 813				

6 IMPORTS AND EXPORTS (SPECIAL TRADE) BY GROUPS OF THE SITC-REV. III AND BY COUNTRIES OF PRODUCTION AND CONSUMPTION 1988

GROUP COUNTRY	DT = 100 KG	1 000 DM	1 000 \$	GROUP COUNTRY	DT = 100 KG	1 000 DM	1 000 \$
TAIWAN	1 205	151	88	UNTD KINGDOM	353 109	31 593	17 765
AUSTRALIA	9 887	551	350	IRELAND	44 777	3 431	1 995
NEW ZEALAND	50 434	3 703	2 088	DENMARK	536 767	45 718	25 628
EXPORTS	3 059 396	231 332	131 396	GREECE	31 272	3 246	1 837
FRANCE	338 294	24 345	13 876	SPAIN	922	337	193
BELGIUM LUX	337 764	24 549	14 004	CANARY IS	103 183	8 374	4 691
NETHERLANDS	1 531 622	101 644	57 717	ICELAND	1 511	179	101
ITALY	32 007	4 249	2 439	NORWAY	2 102	352	199
UNTD KINGDOM	188 532	18 372	10 416	SWEDEN	119 579	10 363	5 821
IRELAND	7 550	822	468	FINLAND	3 105	582	332
DENMARK	265 218	16 863	9 520	SWITZERLAND	46 927	4 927	2 809
GREECE	3 299	586	337	AUSTRIA	266 544	22 611	12 836
PORTUGAL	3 513	585	341	MALTA	1 799	194	111
SPAIN	112 425	9 712	5 479	TURKEY	5 019	425	242
NORWAY	1 829	509	283	SOVIET UNION	110 019	7 358	4 287
SWEDEN	2 985	347	195	POLAND	98 376	8 380	4 700
SWITZERLAND	26 027	2 225	1 271	CZECHOSLOVA	17 536	1 510	857
AUSTRIA	8 900	1 994	1 138	HUNGARY	1 638	1 178	101
YUGOSLAVIA	9 901	1 005	571	MOROCCO	30 148	2 402	1 319
TURKEY	1 281	287	162	ALGERIA	142 718	8 508	4 890
POLAND	391	119	69	TUNISIA	1 500	172	98
CZECHOSLOVA	1 813	520	299	LIBYA	999	112	66
HUNGARY	7 805	610	346	EGYPT	15 390	2 056	1 188
ROMANIA	2 885	252	139	SUDAN	16 692	2 467	1 326
BULGARIA	217	82	47	MAURITANIA	3 680	552	315
ALGERIA	864	142	76	BURKINA FASO	1 350	186	101
SUDAN	1 126	296	169	NIGER	650	91	49
MAURITANIA	15 000	1 074	577	SENEGAL	1 350	213	114
NIGERIA	600	76	43	GAMBIA	18 967	2 296	1 328
RWANDA	1 248	123	71	GUINEA	24 185	3 586	1 985
BURUNDI	7 505	776	441	SIERRA LEONE	12 206	1 663	919
UGANDA	1 101	146	83	LIBERIA	6 318	762	427
TANZANIA	77 963	7 130	4 101	GHANA	14 109	1 948	1 085
REP S AFRICA	12 974	1 697	948	CAMEROON	4 444	483	274
USA	2 062	2 165	1 234	EQUAT GUINEA	410	62	34
MEXICO	857	2 053	1 170	ZAIRE	400	62	34
COLOMBIA	479	104	60	BURUNDI	498	76	43
VENEZUELA	208	106	58	ANGOLA	4 928	706	383
CHILE	171	185	105	ETHIOPIA	23 453	3 195	1 773
IRAN	48 080	4 289	2 426	SOMALIA	10 991	1 136	671
ISRAEL	350	54	31	KENYA	1 123	135	73
SRI LANKA	1 098	117	63	UGANDA	3 349	364	206
THAILAND	420	88	48	TANZANIA	2 008	386	220
INDONESIA	262	121	66	MOZAMBIQUE	1 200	179	96
SOUTH KOREA	41	57	31	MAURITIUS	1 904	266	151
JAPAN	597	115	63	ZAMBIA	16 668	1 300	705
TAIWAN	45	51	31	REP S AFRICA	59	148	86
AUSTRALIA	179	68	36	USA	92 694	7 033	3 881
421 FIXED VEG.FAT,OILS, SOFT				CANADA	10 047	625	357
IMPORTS	3 852 318	375 441	211 162	MEXICO	105 004	7 590	4 279
FRANCE	161 779	18 118	10 057	GUATEMALA	15 700	1 417	808
BELGIUM LUX	410 502	40 277	22 618	HONDURAS	1 710	206	121
NETHERLANDS	1 751 735	148 499	83 836	EL SALVADOR	750	120	64
ITALY	193 023	39 094	21 666	NICARAGUA	2 824	448	240
UNTD KINGDOM	16 214	1 164	676	PANAMA	1 501	78	46
DENMARK	254 938	17 837	10 108	HAITI	335 010	26 848	15 056
GREECE	1 832	974	556	DOMINIC REP	61 200	4 052	2 393
PORTUGAL	737	319	178	DOMINICA	450	71	38
SPAIN	52 127	7 942	4 366	JAMAICA	1 003	85	51
SWEDEN	120 799	9 181	5 286	COLOMBIA	450	71	38
FINLAND	37 847	2 477	1 437	CHILE	5 506	839	449
SWITZERLAND	82 927	11 388	6 353	URUGUAY	614	86	46
AUSTRIA	2 783	511	290	CYPRUS	258	87	50
YUGOSLAVIA	19 705	1 525	809	LEBANON	7 175	834	462
TURKEY	589	208	117	SYRIA	24 590	2 626	1 496
SOVIET UNION	9 103	761	426	ISRAEL	46 885	4 618	2 564
POLAND	84 894	5 337	3 113	SAUDI ARABIA	44 994	5 598	3 056
CZECHOSLOVA	18 290	1 698	961	KUWAIT	10 614	1 171	667
HUNGARY	42 243	4 345	2 396	ARAB EMIRAT	17 503	1 579	909
ROMANIA	18 273	1 891	1 013	OMAN	649	205	118
BULGARIA	706	62	33	AFGHANISTAN	831	117	64
MOROCCO	129	65	37	PAKISTAN	67 351	4 506	2 670
SENEGAL	49 521	5 143	2 814	INDIA	166 029	12 392	7 205
GAMBIA	14 814	1 896	1 025	BANGLADESH	750	75	41
REP S AFRICA	3 476	425	252	INDONESIA	234 284	17 409	10 279
BOTSWANA	14 398	1 299	740	MALAYSIA	620	61	33
USA	227 364	26 324	14 876	SINGAPORE	10 194	831	488
BRAZIL	68 998	6 312	3 595	MONGOLIA	15 279	2 288	1 266
ARGENTINA	158 784	15 263	8 665	TAIWAN	17 694	1 474	821
VIETNAM	2 453	305	163	HONG KONG	655 781	52 244	29 238
SINGAPORE	128	83	47	AUSTRALIA	2 115	219	117
CHINA	10 722	1 014	596	NEW ZEALAND	8 377	777	431
JAPAN	81	54	30	FIJI	13 891	1 242	684
HONG KONG	173	117	67	422 FIXED VEG.FAT,OILS, OTHER			
AUSTRALIA	19 767	3 468	1 926	IMPORTS	5 462 232	510 795	289 982
EXPORTS	9 299 999	744 851	421 536	FRANCE	14 169	2 958	1 677
FRANCE	593 513	62 640	35 270	BELGIUM LUX	45 467	6 142	3 494
BELGIUM LUX	440 867	32 519	18 514	NETHERLANDS	594 339	69 898	39 706
NETHERLANDS	3 744 081	268 028	152 017	ITALY	80 378	19 784	11 260
ITALY	432 497	36 010	20 449	UNTD KINGDOM	26 552	2 810	1 651
				DENMARK	44 186	6 010	3 420
				SWEDEN	821	83	50
				SWITZERLAND	940	988	572
				AUSTRIA	554	747	421

6 IMPORTS AND EXPORTS (SPECIAL TRADE) BY GROUPS OF THE SITC-REV. III AND BY COUNTRIES OF PRODUCTION AND CONSUMPTION 1988

GROUP COUNTRY	DT = 100 KG	1 000 DM	1 000 \$	GROUP COUNTRY	DT = 100 KG	1 000 DM	1 000 \$
TURKEY	166	73	42	BULGARIA	5 161	266	149
LIBERIA	15 071	1 118	625	MOROCCO	158	87	49
IVORY COAST	394 236	32 670	18 298	GUIN BISSAU	205	112	64
BENIN	30 625	2 135	1 191	IVORY COAST	185	80	47
NIGERIA	9 955	890	493	CENT AFR REP	705	384	215
CAMEROON	163 283	12 754	6 996	TANZANIA	944	507	285
ZAIRE	19 325	1 843	1 053	MADAGASCAR	162	74	44
KENYA	452	71	39	REP S AFRICA	16 691	516	305
REP S AFRICA	388	268	157	USA	156 752	10 937	6 174
USA	14 725	5 631	3 206	CANADA	639	328	189
HONDURAS	71 165	4 335	2 553	MEXICO	1 268	559	319
COSTA RICA	29 355	1 948	1 080	BRAZIL	31 201	7 270	4 111
BRAZIL	93 922	16 247	9 105	PARAGUAY	10 000	567	314
PARAGUAY	1 930	351	206	URUGUAY	113	72	40
ARGENTINA	59 992	5 280	2 911	ARGENTINA	58 013	3 105	1 769
ISRAEL	350	560	320	INDIA	3 710	1 234	701
THAILAND	7 637	1 197	700	INDONESIA	35 183	2 046	1 144
INDONESIA	1 370 616	106 448	60 539	MALAYSIA	406 987	28 772	16 313
MALAYSIA	891 825	79 146	44 899	PHILIPPINES	66 600	8 282	4 612
SINGAPORE	28 952	2 634	1 502	CHINA	2 467	1 053	603
PHILIPPINES	1 351 018	115 061	65 704	JAPAN	1 580	615	351
CHINA	17 794	2 964	1 740	AUSTRALIA	6 704	939	534
JAPAN	246	482	270	NEW ZEALAND	990	520	302
PAPUA NEW G	79 084	6 977	3 935	EXPORTS	4 651 110	518 329	294 387
SOLOMON IS	1 586	62	37	FRANCE	368 267	53 616	30 501
EXPORTS	869 822	101 947	57 760	BELGIUM LUX	301 301	35 930	20 445
FRANCE	74 504	11 142	6 343	NETHERLANDS	1 511 857	125 785	71 577
BELGIUM LUX	23 065	2 982	1 681	ITALY	165 975	31 018	17 649
NETHERLANDS	260 722	22 171	12 474	UNTD KINGDOM	181 660	30 514	17 344
ITALY	211 114	26 303	14 997	IRELAND	7 104	992	556
UNTD KINGDOM	32 417	6 235	3 522	DENMARK	1 157 846	83 153	47 110
IRELAND	1 796	259	143	GREECE	46 507	7 771	4 392
DENMARK	76 339	8 175	4 630	PORTUGAL	10 413	2 287	1 298
GREECE	3 099	423	244	SPAIN	27 429	5 515	3 114
PORTUGAL	1 934	287	162	ICELAND	2 134	342	194
SPAIN	422	380	215	NORWAY	9 897	2 139	1 208
CANARY IS	234	54	32	SWEDEN	54 098	7 416	4 212
ICELAND	1 155	166	97	FINLAND	3 177	976	552
NORWAY	2 771	374	211	SWITZERLAND	65 475	11 543	6 569
SWEDEN	4 883	668	383	AUSTRIA	113 729	14 947	8 493
FINLAND	1 216	444	255	MALTA	6 537	776	447
SWITZERLAND	25 709	4 212	2 395	YUGOSLAVIA	27 162	5 430	3 070
AUSTRIA	39 180	4 988	2 837	TURKEY	8 018	2 145	1 232
YUGOSLAVIA	4 319	631	357	SOVIET UNION	22 253	6 419	3 746
TURKEY	931	260	149	POLAND	144 118	16 625	9 365
POLAND	27 202	1 758	934	CZECHOSLOVA	8 987	2 210	1 250
CZECHOSLOVA	18 363	2 007	1 127	HUNGARY	15 124	3 468	1 972
HUNGARY	2 549	482	269	ROMANIA	2 792	599	341
BULGARIA	2 802	273	157	BULGARIA	18 817	3 214	1 835
MOROCCO	4 479	488	285	MOROCCO	5 373	859	492
TUNISIA	14 749	1 826	1 035	ALGERIA	1 431	203	116
LIBYA	111	108	61	TUNISIA	19 824	2 581	1 474
EGYPT	539	120	71	EGYPT	23 434	3 779	2 125
NIGERIA	2 678	295	176	SUDAN	361	80	45
MAURITIUS	868	127	72	MALI	9 733	859	494
REP S AFRICA	24	154	86	BURKINA FASO	3 149	253	151
USA	850	170	100	SENEGAL	481	75	43
VENEZUELA	8 330	750	435	GAMBIA	8 293	765	451
ARGENTINA	1 854	679	382	IVORY COAST	3 056	462	263
ISRAEL	325	85	46	NIGERIA	429	68	41
JORDAN	907	124	68	CAMEROON	1 492	168	97
SAUDI ARABIA	847	181	99	CENT AFR REP	1 080	87	48
KUWAIT	1 282	164	93	ETHIOPIA	1 651	208	118
THAILAND	588	65	37	KENYA	2 165	266	154
INDONESIA	8 220	751	424	TANZANIA	5 408	573	326
MALAYSIA	1 241	111	64	MAURITIUS	4 394	641	360
PHILIPPINES	900	110	62	ZIMBABWE	249	85	49
SOUTH KOREA	306	67	36	REP S AFRICA	3 525	1 039	586
TAIWAN	187	84	46	USA	18 032	6 110	3 443
AUSTRALIA	341	65	36	CANADA	1 714	468	260
431 ANIMAL, VEG. FATS, OILS, NES				MEXICO	972	321	183
IMPORTS	3 871 574	341 037	193 873	GUATEMALA	935	180	98
FRANCE	151 016	12 198	6 905	EL SALVADOR	611	107	59
BELGIUM LUX	461 206	39 976	22 792	NICARAGUA	760	142	76
NETHERLANDS	1 085 327	103 480	58 923	COSTA RICA	240	57	31
ITALY	414 485	36 518	20 801	CUBA	2 116	327	179
UNTD KINGDOM	255 612	24 479	13 958	HAITI	396	69	40
DENMARK	125 622	16 892	9 620	JAMAICA	21 388	2 264	1 273
PORTUGAL	3 400	194	113	BARBADOS	396	89	40
SPAIN	39 257	4 179	2 362	TRINIDAD TOB	2 172	768	443
NORWAY	26 634	2 322	1 322	COLOMBIA	1 394	284	159
SWEDEN	137 283	10 725	6 084	VENEZUELA	4 050	1 212	688
FINLAND	40 064	3 186	1 783	ECUADOR	1 254	289	158
SWITZERLAND	15 952	1 121	637	PERU	1 281	262	146
AUSTRIA	38 465	2 026	1 143	BRAZIL	124	75	43
YUGOSLAVIA	94 784	5 549	3 158	CHILE	1 912	489	270
TURKEY	4 273	142	77	ARGENTINA	819	260	145
SOVIET UNION	817	395	226	CYPRUS	2 487	470	267
POLAND	88 182	4 240	2 449	LEBANON	1 960	316	177
CZECHOSLOVA	71 523	3 993	2 266	SYRIA	4 211	752	423
HUNGARY	4 424	279	158	IRAQ	2 952	539	306
ROMANIA	1 533	74	42	IRAN	67 257	8 406	4 791
				ISRAEL	9 015	1 655	922
				JORDAN	13 611	1 967	1 084
				SAUDI ARABIA	21 785	3 934	2 217

6 IMPORTS AND EXPORTS (SPECIAL TRADE) BY GROUPS OF THE SITC-REV. III AND BY COUNTRIES OF PRODUCTION AND CONSUMPTION 1988

GROUP COUNTRY	DT = 100 KG	1 000 DM	1 000 \$	GROUP COUNTRY	DT = 100 KG	1 000 DM	1 000 \$
KUWAIT	1 278	236	135	ANGOLA	606	279	154
ARAB EMIRAT	2 214	388	220	ETHIOPIA	475	133	72
PAKISTAN	1 487	363	204	KENYA	5 111	597	338
INDIA	3 137	598	337	MOZAMBIQUE	214	98	56
THAILAND	13 269	2 351	1 327	MADAGASCAR	300	128	69
INDONESIA	6 756	1 222	690	ZIMBABWE	5 547	693	379
MALAYSIA	2 775	501	286	MALAWI	550	62	36
SINGAPORE	3 963	639	365	REP S AFRICA	61 113	9 068	5 096
PHILIPPINES	1 531	311	172	USA	737 548	82 514	46 881
CHINA	711	559	324	CANADA	38 550	5 897	3 297
SOUTH KOREA	5 193	1 345	761	MEXICO	6 658	2 503	1 444
JAPAN	7 574	3 241	1 827	GUATEMALA	221	96	56
TAIWAN	14 488	2 679	1 522	EL SALVADOR	515	131	79
HONG KONG	6 974	1 162	655	CUBA	94	131	74
AUSTRALIA	10 756	1 776	1 011	JAMAICA	328	62	35
NEW ZEALAND	6 316	753	427	TRINIDAD TOB	221	94	53
<b>511 HYDROCARBONS, NES, DERIVTS</b>				COLOMBIA	3 673	1 202	688
IMPORTS	28 097 435	2 466 346	1 406 946	VENEZUELA	4 305	1 267	722
FRANCE	2 008 079	208 355	119 076	ECUADOR	1 025	339	190
BELGIUM LUX	2 835 282	256 507	146 361	PERU	2 284	592	332
NETHERLANDS	12 451 380	1 124 278	640 710	BRAZIL	28 716	8 834	4 984
ITALY	962 574	83 079	47 373	CHILE	10 954	3 797	2 108
UNTD KINGDOM	3 917 767	287 232	164 462	URUGUAY	641	125	70
DENMARK	5 147	832	477	ARGENTINA	7 329	1 112	641
GREECE	19 186	1 070	635	CYPRUS	732	155	84
PORTUGAL	287 886	20 323	11 620	LEBANON	245	96	54
SPAIN	1 041 919	78 761	45 105	SYRIA	886	196	110
NORWAY	142 994	12 971	7 342	IRAQ	6 791	1 179	671
SWEDEN	95 666	6 338	3 564	IRAN	9 666	3 755	2 129
FINLAND	609 256	40 277	23 309	ISRAEL	107 814	15 334	8 833
SWITZERLAND	59 981	13 387	7 739	JORDAN	1 746	413	231
AUSTRIA	99 372	7 721	4 458	SAUDI ARABIA	24 192	5 192	2 942
YUGOSLAVIA	69 451	3 881	2 227	KUWAIT	8 006	1 758	1 001
SOVIET UNION	455 792	34 547	19 666	BAHRAIN	2 337	521	294
POLAND	128 172	9 581	5 498	QATAR	1 304	296	164
CZECHOSLOVA	1 085 074	101 326	57 280	ARAB EMIRAT	7 991	1 174	655
HUNGARY	296 641	14 411	8 234	OMAN	1 071	155	86
ROMANIA	1 045	156	90	NORTH YEMEN	641	110	60
MOROCCO	1 404	285	161	PAKISTAN	7 381	1 470	839
LIBYA	248 103	19 575	11 102	INDIA	22 247	4 572	2 611
USA	948 486	94 785	53 885	BANGLADESH	642	216	122
CANADA	62 547	10 538	5 936	NEPAL	275	113	64
MEXICO	968	175	105	BURMA	160	66	35
PANAMA	21 800	1 418	798	THAILAND	15 005	3 811	2 181
BRAZIL	126 327	11 352	6 513	INDONESIA	3 660	1 065	609
ARGENTINA	11 351	992	563	MALAYSIA	40 790	5 495	2 971
ISRAEL	11 058	781	441	SINGAPORE	44 148	6 205	3 459
SAUDI ARABIA	12 046	2 776	1 650	PHILIPPINES	5 796	1 002	558
INDIA	1 513	728	409	CHINA	516 117	79 876	45 327
CHINA	3 338	3 053	1 736	SOUTH KOREA	19 466	6 193	3 536
JAPAN	75 501	14 714	8 342	JAPAN	114 021	26 957	15 236
EXPORTS	21 952 309	2 493 819	1 421 132	TAIWAN	85 442	8 104	4 620
FRANCE	2 397 147	231 400	132 314	HONG KONG	1 522	2 353	1 339
BELGIUM LUX	4 877 525	744 112	425 748	AUSTRALIA	47 552	5 937	3 349
NETHERLANDS	5 483 206	394 568	223 605	NEW ZEALAND	241	148	85
ITALY	1 185 555	146 571	84 023	<b>512 ALCOHOL, PHENOL, ETC. DERIV</b>			
UNTD KINGDOM	1 640 014	157 519	89 614	IMPORTS	12 149 554	1 145 570	651 916
IRELAND	17 267	2 293	1 303	FRANCE	1 086 804	210 999	120 203
DENMARK	67 841	12 532	7 106	BELGIUM LUX	1 076 895	114 482	64 949
GREECE	72 510	6 964	3 965	NETHERLANDS	6 112 147	347 981	198 009
PORTUGAL	262 188	29 168	16 631	ITALY	405 310	77 360	44 108
SPAIN	295 251	52 550	30 146	UNTD KINGDOM	718 438	92 087	52 471
CANARY IS	268	264	149	IRELAND	655	218	130
ICELAND	500	149	78	DENMARK	1 120	168	96
NORWAY	39 816	5 847	3 292	SPAIN	72 544	15 816	8 995
SWEDEN	563 654	85 368	48 626	NORWAY	9 841	1 627	924
FINLAND	117 523	14 607	8 179	SWEDEN	48 805	11 858	6 764
SWITZERLAND	709 235	96 518	55 071	FINLAND	3 481	2 939	1 690
AUSTRIA	1 579 789	125 171	71 187	SWITZERLAND	115 844	35 550	20 133
YUGOSLAVIA	77 177	14 463	8 059	AUSTRIA	2 484	669	387
TURKEY	15 430	4 443	2 537	YUGOSLAVIA	67 811	2 729	1 585
SOVIET UNION	339 505	28 813	16 510	TURKEY	987	145	83
POLAND	30 472	6 988	4 002	SOVIET UNION	673 447	23 684	13 479
CZECHOSLOVA	36 171	7 592	4 302	POLAND	35 649	5 493	3 164
HUNGARY	38 008	7 105	4 082	CZECHOSLOVA	64 088	11 887	6 768
ROMANIA	1 315	408	233	HUNGARY	18 127	2 528	1 424
BULGARIA	10 957	1 345	775	ROMANIA	86 913	4 272	2 501
ALBANIA	287	99	55	BULGARIA	10 174	3 502	1 995
MOROCCO	3 490	749	420	ALBANIA	10 096	289	170
ALGERIA	51 435	5 303	2 961	MOROCCO	3 403	404	228
TUNISIA	2 333	574	322	LIBYA	183 113	5 427	3 188
LIBYA	339	172	96	EGYPT	24 476	2 715	1 510
EGYPT	14 650	2 089	1 162	SUDAN	751	81	45
SUDAN	339	105	59	SENEGAL	10 697	1 233	694
SENEGAL	958	236	132	IVORY COAST	30 493	3 552	2 017
LIBERIA	365	91	53	GHANA	13 866	1 291	737
IVORY COAST	3 308	837	472	NIGERIA	24 601	2 810	1 580
GHANA	319	250	143	ZAIRE	1 928	182	104
NIGERIA	5 097	1 329	758	KENYA	6 474	673	379
CAMEROON	1 343	386	214	REP S AFRICA	3 498	9 734	5 553
ZAIRE	1 702	279	156	USA	402 155	63 865	36 193
BURUNDI	1 286	211	115	CANADA	667	151	87
				MEXICO	1 238	479	270
				GUATEMALA	1 113	98	58

6 IMPORTS AND EXPORTS (SPECIAL TRADE) BY GROUPS OF THE SITC-REV. III AND BY COUNTRIES OF PRODUCTION AND CONSUMPTION 1988

GROUP COUNTRY	DT = 100 KG	1 000 DM	1 000 \$	GROUP COUNTRY	DT = 100 KG	1 000 DM	1 000 \$
JAMAICA	927	180	108	IRAQ	25 528	3 920	2 256
TRINIDAD TOB	1 479	112	64	IRAN	30 943	7 023	4 015
GUYANA	6 824	750	433	ISRAEL	119 880	25 497	14 514
PERU	528	109	63	JORDAN	11 269	1 848	1 089
BRAZIL	37 050	5 601	3 241	SAUDI ARABIA	6 792	1 504	836
CHILE	4 376	1 017	584	KUWAIT	4 201	844	488
PARAGUAY	20	58	35	QATAR	585	236	135
URUGUAY	910	178	105	ARAB EMIRAT	1 687	348	196
ARGENTINA	20 419	2 720	1 528	NORTH YEMEN	1 051	252	139
ISRAEL	250	287	167	AFGHANISTAN	473	113	64
SAUDI ARABIA	480 271	16 053	9 154	PAKISTAN	14 786	1 635	916
BAHRAIN	20 942	625	370	INDIA	132 831	32 749	18 579
INDIA	687	385	218	BANGLADESH	2 360	471	262
SRI LANKA	1 914	242	133	SRI LANKA	650	294	160
INDONESIA	2 983	504	288	BURMA	44	54	33
MALAYSIA	46 898	4 430	2 548	THAILAND	12 319	4 328	2 441
PHILIPPINES	84 536	13 370	7 442	VIETNAM	101	309	184
CHINA	6 821	11 655	6 590	INDONESIA	11 506	4 539	2 523
SOUTH KOREA	3 560	867	500	MALAYSIA	7 455	3 394	1 923
JAPAN	33 247	25 223	14 402	SINGAPORE	38 591	9 298	5 090
TAIWAN	46	163	94	PHILIPPINES	4 132	884	496
AUSTRALIA	13 208	430	253	CHINA	253 392	51 966	29 598
NEW ZEALAND	51 615	1 577	893	NORTH KOREA	1 508	277	163
EXPORTS	14 495 576	2 716 154	1 547 201	SOUTH KOREA	159 244	31 303	17 832
FRANCE	1 416 826	272 717	155 314	JAPAN	390 105	93 758	53 177
BELGIUM LUX	1 200 033	188 499	107 805	TAIWAN	574 447	78 778	44 753
NETHERLANDS	2 862 417	442 331	252 412	HONG KONG	12 298	3 789	2 149
ITALY	1 546 932	289 595	164 788	AUSTRALIA	42 273	10 230	5 752
UNTD KINGDOM	1 126 478	208 368	118 696	NEW ZEALAND	2 473	677	376
IRELAND	60 436	10 048	5 692	513 CARBOXYLIC ACIDS, DERIVTS			
DENMARK	292 405	48 084	27 439	IMPORTS	7 105 603	1 485 248	846 335
GREECE	31 278	8 572	4 899	FRANCE	1 625 077	328 628	187 487
PORTUGAL	97 890	15 495	8 885	BELGIUM LUX	1 153 399	192 033	109 703
SPAIN	323 631	77 209	44 150	NETHERLANDS	1 547 901	245 898	139 883
CANARY IS	448	347	205	ITALY	543 618	118 834	67 753
ICELAND	255	115	63	UNTD KINGDOM	678 128	146 123	83 113
NORWAY	98 197	19 736	11 235	IRELAND	22 851	15 079	8 529
SWEDEN	213 208	39 368	22 455	DENMARK	31 724	6 588	3 775
FINLAND	108 522	16 671	9 508	PORTUGAL	3 583	1 542	884
SWITZERLAND	572 761	136 321	77 603	SPAIN	122 387	28 647	16 246
AUSTRIA	422 612	64 058	36 456	NORWAY	3 365	1 274	729
YUGOSLAVIA	132 563	27 097	15 426	SWEDEN	68 272	21 631	12 287
TURKEY	108 405	19 836	11 254	FINLAND	4 637	891	513
SOVIET UNION	63 354	23 506	13 549	SWITZERLAND	99 800	82 008	46 898
POLAND	192 567	38 729	22 041	AUSTRIA	187 181	41 880	23 904
CZECHOSLOVA	116 714	28 153	16 072	YUGOSLAVIA	12 629	2 817	1 610
HUNGARY	103 149	20 586	11 792	TURKEY	1 440	326	192
ROMANIA	44 543	10 765	6 179	SOVIET UNION	3 962	640	371
BULGARIA	24 368	5 999	3 419	POLAND	19 933	3 772	2 159
ALBANIA	503	151	82	CZECHOSLOVA	57 537	9 680	5 478
MOROCCO	4 641	1 188	682	HUNGARY	12 848	2 886	1 642
ALGERIA	8 229	1 313	752	ROMANIA	53 717	8 847	5 022
TUNISIA	950	353	201	BULGARIA	9 224	1 969	1 130
LIBYA	678	249	141	REP S AFRICA	887	294	168
EGYPT	10 873	2 452	1 412	USA	629 493	147 072	83 734
SENEGAL	252	100	57	CANADA	10 958	2 394	1 351
IVORY COAST	1 340	589	329	MEXICO	5 702	1 391	784
GHANA	225	89	52	PANAMA	13	618	347
NIGERIA	7 580	3 125	1 741	BAHAMAS	5	254	135
CAMEROON	3 063	824	463	ECUADOR	100	50	30
ZAIRE	689	130	72	BRAZIL	13 216	3 061	1 721
RHANDA	488	171	98	ARGENTINA	7 856	1 868	1 077
ANGOLA	125	63	37	INDIA	3 197	1 595	902
KENYA	5 386	1 208	691	INDONESIA	9 351	1 912	1 112
TANZANIA	198	60	32	MALAYSIA	10 220	1 557	877
MAURITIUS	139	93	50	PHILIPPINES	971	241	143
ZIMBABWE	2 355	541	309	CHINA	52 487	16 743	9 576
REP S AFRICA	106 571	19 887	11 293	SOUTH KOREA	2 185	713	406
USA	906 537	219 159	124 724	JAPAN	78 788	38 119	21 631
CANADA	142 760	20 750	11 934	TAIWAN	5 318	1 389	781
MEXICO	52 738	13 405	7 652	HONG KONG	443	171	100
GUATEMALA	1 508	590	330	NEW ZEALAND	191	1 012	567
HONDURAS	1 327	294	165	EXPORTS	13 177 603	2 794 079	1 592 917
EL SALVADOR	2 023	651	370	FRANCE	1 460 173	346 550	197 944
NICARAGUA	2 283	401	220	BELGIUM LUX	863 863	154 992	88 427
COSTA RICA	965	438	242	NETHERLANDS	2 501 536	354 605	202 007
PANAMA	303	171	98	ITALY	1 285 063	262 721	149 823
CUBA	4 223	1 507	843	UNTD KINGDOM	926 358	239 725	136 987
BAHAMAS	706	267	151	IRELAND	70 270	12 792	7 282
DOMINIC REP	2 873	529	303	DENMARK	182 540	38 449	21 941
JAMAICA	784	88	51	GREECE	116 381	23 548	13 372
NETH ANTILL	27	81	48	PORTUGAL	35 780	9 977	5 687
COLOMBIA	10 640	2 762	1 531	SPAIN	422 287	114 567	65 439
VENEZUELA	29 529	7 523	4 270	CANARY IS	459	249	136
ECUADOR	1 722	746	430	ICELAND	791	387	207
PERU	3 474	1 583	901	NORWAY	265 327	23 243	13 256
BRAZIL	69 751	21 294	12 024	SWEDEN	263 698	54 553	31 134
CHILE	2 012	1 018	565	FINLAND	77 171	22 025	12 544
BOLIVIA	284	181	102	SWITZERLAND	704 520	160 758	91 471
PARAGUAY	122	55	30	AUSTRIA	263 898	59 031	33 616
URUGUAY	657	338	188	MALTA	224	148	84
ARGENTINA	17 401	6 028	3 380	YUGOSLAVIA	113 625	28 728	16 324
CYPRUS	588	144	81				
LEBANON	351	141	79				
SYRIA	1 205	415	236				

6 IMPORTS AND EXPORTS (SPECIAL TRADE) BY GROUPS OF THE SITC-REV. III AND BY COUNTRIES OF PRODUCTION AND CONSUMPTION 1988

GROUP COUNTRY	DT = 100 KG	1 000 DM	1 000 \$	GROUP COUNTRY	DT = 100 KG	1 000 DM	1 000 \$
TURKEY	103 158	29 443	16 877	UNITD KINGDOM	923 485	912 516	518 598
SOVIET UNION	129 397	32 239	18 417	IRELAND	22 910	23 528	13 455
POLAND	51 459	17 830	10 099	DENMARK	5 983	3 840	2 181
CZECHOSLOVA	56 379	18 732	10 686	PORTUGAL	1 601	722	400
HUNGARY	66 064	24 568	14 108	SPAIN	31 393	14 553	8 183
ROMANIA	20 997	4 714	2 706	NORWAY	12 262	57 876	32 969
BULGARIA	51 933	14 533	8 291	SWEDEN	52 345	22 844	12 953
ALBANIA	2 059	466	260	FINLAND	1 025	2 261	1 286
MOROCCO	21 687	4 057	2 303	SWITZERLAND	72 493	194 882	110 530
ALGERIA	76 547	15 085	8 516	AUSTRIA	568 380	76 749	43 813
TUNISIA	11 683	2 363	1 336	YUGOSLAVIA	29 567	9 608	5 558
LIBYA	3 933	771	440	TURKEY	352	257	153
EGYPT	36 091	7 883	4 466	SOVIET UNION	4 858	1 059	582
SUDAN	283	130	73	POLAND	6 009	1 613	938
SENEGAL	6 554	1 038	604	CZECHOSLOVA	26 002	12 222	6 977
LIBERIA	3 034	317	182	HUNGARY	18 768	9 326	5 352
IVORY COAST	26 023	3 765	2 180	ROMANIA	1 397	221	121
GHANA	72	54	34	BULGARIA	101	133	74
NIGERIA	25 550	4 924	2 759	USA	290 572	148 469	84 237
CAMEROON	1 798	432	251	CANADA	7 266	2 285	1 270
GABON	239	94	58	MEXICO	3 257	1 768	992
ZAIRE	532	168	92	COSTA RICA	30	584	349
ANGOLA	383	174	99	BRAZIL	98 368	26 216	14 798
ETHIOPIA	8 471	1 242	666	CHILE	245	92	55
KENYA	7 203	1 857	1 057	ARGENTINA	20 157	2 919	1 655
TANZANIA	428	118	65	ISRAEL	10 699	9 216	5 193
MOZAMBIQUE	190	72	39	INDIA	9 520	13 541	7 683
MAURITIUS	2 154	640	356	THAILAND	2 714	861	492
ZIMBABWE	2 694	819	460	INDONESIA	3 827	947	553
REP S AFRICA	53 213	15 741	8 964	SINGAPORE	475	278	152
USA	667 691	161 751	92 259	CHINA	9 694	7 646	4 334
CANADA	48 905	61 381	35 376	SOUTH KOREA	23 946	12 461	7 076
MEXICO	23 045	7 170	4 078	JAPAN	82 654	108 791	61 696
GUATEMALA	2 412	1 025	574	TAIWAN	13 362	7 564	4 390
HONDURAS	187	95	54	HONG KONG	345	157	91
EL SALVADOR	1 153	299	165				
COSTA RICA	5 141	886	490	EXPORTS	7 939 544	4 802 200	2 743 705
PANAMA	370	142	85				
CUBA	3 375	1 398	792	FRANCE	1 023 596	358 586	205 106
HAITI	432	72	43	BELGIUM LUX	958 901	253 287	144 358
DOMINIC REP	6 314	1 054	602	NETHERLANDS	1 027 907	1 105 336	634 661
JAMAICA	1 340	346	191	ITALY	693 849	330 573	189 024
NETH ANTILL	533	167	94	UNITD KINGDOM	439 584	315 241	181 286
COLOMBIA	54 312	12 556	7 198	IRELAND	18 102	17 400	9 874
VENEZUELA	20 492	7 352	4 149	DENMARK	69 796	23 665	13 469
ECUADOR	1 761	5 243	2 901	GREECE	29 145	17 404	9 903
PERU	6 512	4 250	2 395	PORTUGAL	56 581	24 976	14 307
BRAZIL	32 308	12 348	6 997	SPAIN	335 931	152 198	86 834
CHILE	9 474	2 903	1 603	NORWAY	20 534	10 058	5 781
BOLIVIA	1 388	324	181	SWEDEN	74 071	36 412	20 771
PARAGUAY	1 169	311	173	FINLAND	60 635	22 256	12 744
URUGUAY	8 018	1 426	810	SWITZERLAND	467 286	372 750	212 251
ARGENTINA	32 505	10 617	6 105	AUSTRIA	70 672	41 848	23 903
CYPRUS	1 612	445	248	MALTA	597	371	212
LEBANON	6 707	1 222	692	YUGOSLAVIA	35 137	37 700	21 449
SYRIA	2 188	730	412	TURKEY	53 535	32 573	18 531
IRAQ	6 410	1 747	964	SOVIET UNION	177 934	112 062	64 096
IRAN	122 486	16 788	9 869	POLAND	49 162	29 050	16 703
ISRAEL	109 065	25 942	14 645	CZECHOSLOVA	32 332	22 815	13 010
JORDAN	607	251	139	HUNGARY	64 580	40 075	23 116
SAUDI ARABIA	8 919	2 218	1 265	ROMANIA	4 395	3 016	1 732
KUWAIT	21 490	3 999	2 255	BULGARIA	11 159	8 227	4 771
QATAR	710	1 009	575	ALBANIA	481	153	84
ARAB EMIRAT	3 776	828	461	MOROCCO	1 750	884	512
OMAN	152	80	43	ALGERIA	28 024	9 852	5 610
NORTH YEMEN	413	203	115	TUNISIA	1 712	686	396
SOUTH YEMEN	187	72	43	LIBYA	11 853	4 296	2 377
AFGHANISTAN	118	80	44	EGYPT	12 426	12 866	7 408
PAKISTAN	90 797	14 211	8 051	SUDAN	1 123	461	275
INDIA	121 227	27 618	15 673	BURKINA FASO	356	160	94
BANGLADESH	21 070	3 185	1 828	NIGER	190	259	153
SRI LANKA	9 766	1 635	927	SENEGAL	1 097	585	334
NEPAL	655	136	76	IVORY COAST	764	500	278
BURMA	862	228	133	GHANA	1 931	5 566	3 064
THAILAND	43 660	7 671	4 304	TOGO	108	183	110
VIETNAM	5 056	887	506	BENIN	215	265	156
INDONESIA	38 804	8 390	4 766	NIGERIA	73 025	38 320	21 660
MALAYSIA	22 585	3 139	1 793	CAMEROON	889	2 130	1 192
SINGAPORE	89 240	12 348	7 068	EQUAT GUINEA	1	128	73
PHILIPPINES	21 340	4 118	2 328	ZAIRE	1 885	2 503	1 431
CHINA	402 485	62 079	34 890	BURUNDI	703	647	374
NORTH KOREA	7 438	1 243	677	ANGOLA	2 678	2 084	1 181
SOUTH KOREA	147 093	31 752	18 149	ETHIOPIA	336	504	297
JAPAN	184 765	63 690	36 158	KENYA	1 401	1 061	608
TAIWAN	185 626	31 886	18 017	UGANDA	596	235	136
HONG KONG	190 015	31 629	17 945	TANZANIA	845	902	494
AUSTRALIA	38 663	24 449	14 155	MOZAMBIQUE	1 002	519	287
NEW ZEALAND	17 660	3 312	1 926	MADAGASCAR	52	132	74
				MAURITIUS	824	726	412
				ZAMBIA	351	419	239
				ZIMBABWE	1 098	822	470
514 NITROGEN-FUNCT. COMPOUNDS				REP S AFRICA	56 959	27 023	15 361
IMPORTS	5 729 928	2 935 412	1 671 537	USA	414 216	407 316	232 213
FRANCE	1 648 318	511 077	291 856	CANADA	153 610	35 484	20 305
BELGIUM LUX	787 912	211 529	120 908	MEXICO	26 560	38 330	21 955
NETHERLANDS	814 542	187 331	106 550	GUATEMALA	584	1 021	569
ITALY	123 005	337 355	193 019	HONDURAS	40	54	32

6 IMPORTS AND EXPORTS (SPECIAL TRADE) BY GROUPS OF THE SITC-REV. III AND BY COUNTRIES OF PRODUCTION AND CONSUMPTION 1988

GROUP COUNTRY	DT = 100 KG	1 000 DM	1 000 \$	GROUP COUNTRY	DT = 100 KG	1 000 DM	1 000 \$
EL SALVADOR	549	953	537	HONG KONG	150	285	166
COSTA RICA	165	138	76	AUSTRALIA	36	95	57
CUBA	409	422	234	EXPORTS	2 737 164	3 379 584	1 931 303
BAHAMAS	2	78	46	FRANCE	232 403	275 950	158 185
DOMINIC REP	461	505	289	BELGIUM LUX	143 564	131 983	75 843
JAMAICA	198	82	50	NETHERLANDS	260 286	172 450	98 997
BARBADOS	68	578	337	ITALY	361 921	399 749	229 031
COLOMBIA	22 692	17 246	9 861	UNTD KINGDOM	197 489	192 485	110 124
VENEZUELA	22 811	18 217	10 308	IRELAND	12 117	20 579	11 753
FRENCH GUIAN	9	110	61	DENMARK	20 657	19 469	11 176
ECUADOR	1 021	2 272	1 279	GREECE	13 169	22 375	12 793
PERU	1 887	3 559	2 011	PORTUGAL	9 448	25 501	14 508
BRAZIL	68 289	82 795	47 074	SPAIN	82 650	121 023	69 203
CHILE	3 490	3 428	1 931	NORWAY	7 374	10 376	5 945
BOLIVIA	507	487	279	SWEDEN	17 257	16 328	9 340
PARAGUAY	85	153	86	FINLAND	6 389	7 308	4 164
URUGUAY	1 075	1 550	873	SWITZERLAND	195 436	216 615	123 035
ARGENTINA	17 346	25 520	14 510	AUSTRIA	45 107	46 832	26 703
CYPRUS	925	501	288	ANDORRA	9	503	296
LEBANON	752	278	152	MALTA	142	422	238
SYRIA	3 282	898	507	YUGOSLAVIA	52 325	62 265	35 752
IRAQ	10 539	4 669	2 590	TURKEY	19 346	44 900	25 786
IRAN	23 425	9 091	5 231	SOVIET UNION	70 101	53 100	31 175
ISRAEL	57 273	30 473	17 306	POLAND	36 095	58 116	32 959
JORDAN	6 746	2 143	1 237	CZECHOSLOVA	25 437	48 132	28 062
SAUDI ARABIA	25 396	7 593	4 353	HUNGARY	40 112	35 830	20 925
KUWAIT	7 320	2 436	1 385	ROMANIA	7 182	8 900	5 133
BAHRAIN	833	270	156	BULGARIA	5 727	6 803	3 930
QATAR	599	247	146	ALBANIA	426	286	167
ARAB EMIRAT	1 595	741	415	MOROCCO	1 012	3 321	1 901
OMAN	1 286	389	216	ALGERIA	1 319	1 058	587
NORTH YEMEN	4 941	1 629	918	TUNISIA	3 005	666	385
AFGHANISTAN	161	321	190	LIBYA	10 462	2 152	1 220
PAKISTAN	13 926	6 376	3 603	EGYPT	4 113	19 394	10 920
INDIA	62 480	48 059	27 233	SUDAN	118	332	188
BANGLADESH	1 090	1 117	631	MAURITANIA	220	228	130
SRI LANKA	1 086	766	437	MALI	374	631	352
BURMA	159	288	159	BURKINA FASO	683	293	169
THAILAND	29 624	13 897	7 921	CHAD	383	648	343
INDONESIA	18 110	17 903	10 221	SENEGAL	395	575	343
MALAYSIA	12 739	6 875	3 937	IVORY COAST	856	1 200	677
SINGAPORE	59 868	23 028	13 111	NIGERIA	2 903	4 233	2 373
PHILIPPINES	10 375	5 408	3 071	CAMEROON	61	60	33
CHINA	287 300	86 449	48 847	ZAIRE	211	387	229
NORTH KOREA	227	198	108	BURUNDI	1 221	2 171	1 242
SOUTH KOREA	98 303	67 817	38 448	ANGOLA	90	419	236
JAPAN	308 246	253 680	144 557	ETHIOPIA	360	762	445
TAIWAN	118 808	59 445	33 583	KENYA	1 959	3 578	2 098
HONG KONG	22 625	10 405	5 880	TANZANIA	118	223	127
AUSTRALIA	25 923	12 387	7 000	MOZAMBIQUE	38	72	41
NEW ZEALAND	8 603	2 833	1 603	MADAGASCAR	177	553	328

515 ORGANIC-INORGANIC COMPNDS

IMPORTS	2 116 950	1 844 357	1 051 832	MAURITIUS	55	120	68
FRANCE	275 467	181 292	103 462	ZAMBIA	2 231	600	339
BELGIUM LUX	771 053	279 979	159 796	ZIMBABWE	1 258	3 577	2 025
NETHERLANDS	308 896	118 559	67 724	MALAWI	36	63	36
ITALY	75 748	67 008	38 166	REP S AFRICA	44 189	32 982	18 683
UNTD KINGDOM	161 117	241 919	136 922	USA	289 307	448 376	256 161
IRELAND	4 831	45 499	26 092	CANADA	17 186	21 934	12 645
DENMARK	18 870	12 745	7 249	MEXICO	16 292	54 639	30 809
GREECE	200	250	149	GUATEMALA	7 320	7 715	4 406
PORTUGAL	29	77	42	HONDURAS	93	105	60
SPAIN	16 915	20 785	11 781	EL SALVADOR	624	4 060	2 315
NORWAY	1 154	2 888	1 699	NICARAGUA	470	881	504
SWEDEN	3 189	6 442	3 640	COSTA RICA	579	1 139	656
FINLAND	5 139	7 330	4 157	PANAMA	80	246	138
SWITZERLAND	41 345	277 887	159 736	CUBA	1 686	1 541	872
AUSTRIA	48 084	18 493	10 593	BAHAMAS	822	8 848	5 006
YUGOSLAVIA	24 026	8 057	4 557	DOMINIC REP	345	329	184
TURKEY	180	553	318	JAMAICA	73	58	34
SOVIET UNION	1 328	1 900	1 078	COLOMBIA	7 426	20 168	11 441
POLAND	43 443	10 952	6 220	VENEZUELA	12 682	24 446	13 685
CZECHOSLOVA	8 199	2 081	1 189	SURINAME	187	111	66
HUNGARY	12 971	17 178	9 572	ECUADOR	1 639	4 625	2 620
ROMANIA	19 756	3 540	2 043	PERU	3 404	8 275	4 638
BULGARIA	15 455	3 289	1 909	BRAZIL	71 691	95 120	54 055
EGYPT	100	256	151	CHILE	2 912	5 545	3 166
REP S AFRICA	9 237	3 363	1 922	BOLIVIA	828	582	333
USA	104 397	240 260	136 889	PARAGUAY	531	1 051	588
CANADA	198	912	516	URUGUAY	428	2 302	1 308
MEXICO	1 049	836	476	ARGENTINA	16 338	35 108	19 760
PANAMA	5	60	33	CYPRUS	741	473	266
BAHAMAS	66	66	38	LEBANON	390	330	188
BRAZIL	1 921	4 131	2 361	SYRIA	315	486	268
CHILE	29	56	32	IRAQ	463	1 260	699
ARGENTINA	409	1 607	880	IRAN	11 385	12 576	7 274
ISRAEL	2 566	2 021	1 131	ISRAEL	9 771	12 001	6 892
SAUDI ARABIA	39 078	6 515	3 694	JORDAN	108	264	150
INDIA	7 323	14 615	8 416	SAUDI ARABIA	25 025	5 938	3 390
SINGAPORE	66	18 942	11 089	KUWAIT	721	537	301
CHINA	34 433	44 462	25 295	ARAB EMIRAT	446	360	200
SOUTH KOREA	3 202	3 732	2 177	OMAN	430	185	104
JAPAN	57 398	167 162	94 846	NORTH YEMEN	16	214	129
TAIWAN	3 605	5 977	3 456	SOUTH YEMEN	49	239	135
				AFGHANISTAN	337	1 372	802
				PAKISTAN	3 127	15 270	8 809

6 IMPORTS AND EXPORTS (SPECIAL TRADE) BY GROUPS OF THE SITC-REV. III AND BY COUNTRIES OF PRODUCTION AND CONSUMPTION 1988

GROUP COUNTRY	DT = 100 KG	1 000 DM	1 000 \$	GROUP COUNTRY	DT = 100 KG	1 000 DM	1 000 \$
INDIA	21 738	21 977	12 455	EGYPT	14 003	5 184	2 944
BANGLADESH	479	1 860	1 061	SUDAN	914	1 096	600
SRI LANKA	536	659	383	NIGER	600	671	399
BURMA	93	161	95	SENEGAL	458	112	65
THAILAND	8 543	13 126	7 465	IVORY COAST	2 554	1 270	709
VIETNAM	142	146	86	GHANA	43	56	34
INDONESIA	6 689	17 199	9 731	NIGERIA	3 152	1 303	733
MALAYSIA	8 762	11 110	6 358	CAMEROON	237	92	51
SINGAPORE	9 798	5 799	3 233	GABON	632	221	128
PHILIPPINES	5 288	9 488	5 329	ZAIRE	374	184	104
CHINA	43 323	24 646	14 056	ANGOLA	191	119	69
NORTH KOREA	943	554	312	ETHIOPIA	1 069	703	391
SOUTH KOREA	22 744	37 135	21 271	KENYA	549	493	284
JAPAN	117 982	288 486	164 065	TANZANIA	417	553	314
TAIWAN	17 625	19 688	11 173	MADAGASCAR	42	68	37
HONG KONG	7 091	8 505	4 824	ZIMBABWE	1 824	1 532	858
AUSTRALIA	17 010	38 352	21 676	REP S AFRICA	65 098	11 560	6 608
NEW ZEALAND	1 658	2 887	1 543	USA	490 484	210 728	119 886

516 OTHER ORGANIC CHEMICALS

IMPORTS	6 786 545	1 128 183	641 040	EXPORTS	9 982 065	2 129 082	1 212 108
FRANCE	670 410	136 976	78 185	FRANCE	831 712	195 756	111 410
BELGIUM LUX	1 089 207	139 785	79 113	BELGIUM LUX	1 709 174	257 567	146 425
NETHERLANDS	3 356 355	328 172	186 330	NETHERLANDS	2 935 308	325 091	185 786
ITALY	315 080	54 516	31 107	ITALY	689 736	178 313	101 762
UNTD KINGDOM	212 271	84 885	48 250	UNTD KINGDOM	733 463	151 880	86 378
IRELAND	1 342	10 168	5 748	IRELAND	15 855	7 529	4 295
DENMARK	48 091	52 556	29 816	DENMARK	111 993	17 280	9 888
PORTUGAL	456	927	533	GREECE	10 762	4 862	2 770
SPAIN	164 728	19 312	10 986	PORTUGAL	19 281	8 320	4 732
NORWAY	4 555	10 294	5 859	SPAIN	345 529	75 979	43 460
SWEDEN	48 205	7 311	4 163	ICELAND	264	197	113
FINLAND	166 776	12 120	6 971	NORWAY	14 880	6 427	3 664
SWITZERLAND	46 624	78 950	44 950	SWEDEN	147 112	30 347	17 255
AUSTRIA	144 150	6 445	3 617	FINLAND	25 310	11 861	6 730
YUGOSLAVIA	30 246	2 149	1 200	SWITZERLAND	506 561	165 271	94 209
SOVIET UNION	11 883	1 863	1 071	AUSTRIA	229 039	40 304	22 938
POLAND	16 692	4 623	2 645	MALTA	67	52	30
CZECHOSLOVA	46 320	4 878	2 753	YUGOSLAVIA	63 762	21 049	11 953
HUNGARY	2 557	716	401	TURKEY	39 062	12 543	7 119
ROMANIA	5 779	459	252	SOVIET UNION	29 721	13 271	7 699
BULGARIA	4 625	1 785	968	POLAND	30 569	9 237	5 243
ZAIRE	172	1 387	787	CZECHOSLOVA	39 331	9 393	5 305
REP S AFRICA	200	1 126	642	HUNGARY	57 359	21 953	12 621
USA	172 262	74 342	42 157	ROMANIA	2 436	1 664	956
CANADA	11 584	1 660	920	BULGARIA	14 607	5 296	3 049
MEXICO	443	1 213	712	ALBANIA	195	105	55
NETH ANTILL	132 442	1 752	1 002	MOROCCO	1 860	914	520
BRAZIL	132 442	8 260	4 654	ALGERIA	2 427	1 167	664
CHILE	426	868	485	TUNISIA	309	287	161
ARGENTINA	138	2 211	1 290	LIBYA	929	808	445
ISRAEL	14 641	6 202	3 572				
SAUDI ARABIA	17 801	3 914	2 248				
INDIA	4 725	4 554	2 587				
THAILAND	28	168	92				
INDONESIA	168	87	51				
SINGAPORE	3 322	1 239	680				
CHINA	7 047	4 020	2 345				
SOUTH KOREA	650	786	435				
JAPAN	30 268	51 121	28 995				
TAIWAN	2 777	3 879	2 192				
HONG KONG	406	393	218				

522 INORGANIC CHEM. ELEMENTS

IMPORTS	19 385 706	1 489 755	848 785
FRANCE	2 170 706	208 650	119 072
BELGIUM LUX	4 275 738	225 602	128 303
NETHERLANDS	6 557 408	338 070	193 507
ITALY	573 950	59 098	33 697
UNTD KINGDOM	352 939	84 472	48 016
IRELAND	421 798	20 503	11 400
DENMARK	101 812	5 388	3 057
GREECE	7 360	1 677	950
PORTUGAL	1 457	159	91
SPAIN	85 125	8 073	4 637
NORWAY	342 054	76 248	43 383
SWEDEN	141 155	19 149	10 921
FINLAND	47 899	6 330	3 578
SWITZERLAND	549 708	22 392	12 761
AUSTRIA	1 164 383	51 666	29 369
YUGOSLAVIA	88 078	15 434	8 754
TURKEY	22 743	3 063	1 730
SOVIET UNION	100 110	13 421	7 630
POLAND	128 104	13 179	7 465
CZECHOSLOVA	138 614	9 183	5 234
HUNGARY	41 081	4 825	2 730
ROMANIA	4 210	550	308



6 IMPORTS AND EXPORTS (SPECIAL TRADE) BY GROUPS OF THE SITC-REV. III AND BY COUNTRIES OF PRODUCTION AND CONSUMPTION 1988

GROUP COUNTRY	DT = 100 KG	1 000 DM	1 000 \$	GROUP COUNTRY	DT = 100 KG	1 000 DM	1 000 \$
BULGARIA	770	167	95	NICARAGUA	215	56	34
MOROCCO	259 491	9 100	5 232	COSTA RICA	8 167	1 619	914
ALGERIA	2 190	1 758	980	PANAMA	896	134	74
IVORY COAST	1 949	49	30	CUBA	2 331	1 009	580
REP S AFRICA	59 553	16 906	9 543	HAITI	538	101	57
USA	246 184	81 168	46 026	DOMINIC REP	1 986	653	368
CANADA	70 897	14 678	8 351	JAMAICA	2 158	507	291
MEXICO	37 616	2 952	1 686	TRINIDAD TOB	198	73	42
CUBA	60	109	64	COLOMBIA	74 272	7 918	4 553
TRINIDAD TOB	119 634	2 427	1 434	VENEZUELA	206 872	15 144	8 735
PERU	4 209	892	500	SURINAME	50 027	1 752	928
BRAZIL	86 057	19 625	11 107	FRENCH GUIAN	7	60	33
CHILE	7 968	8 748	4 929	ECUADOR	6 891	1 362	770
BOLIVIA	520	334	195	PERU	25 021	3 485	1 982
ARGENTINA	21 597	2 806	1 589	BRAZIL	202 717	22 594	12 651
ISRAEL	248 979	18 287	10 442	CHILE	12 157	2 957	1 656
INDIA	610	95	55	BOLIVIA	1 179	224	125
THAILAND	1 060	66	40	PARAGUAY	94	118	65
MALAYSIA	150	75	41	URUGUAY	1 379	655	375
PHILIPPINES	289	1 112	634	ARGENTINA	18 874	4 644	2 667
CHINA	154 346	56 036	31 865	CYPRUS	6 420	683	390
SOUTH KOREA	314	110	66	LEBANON	4 371	647	358
JAPAN	122 740	43 101	24 533	SYRIA	24 595	1 886	1 052
TAIWAN	26 718	2 676	1 517	IRAQ	25 684	4 429	2 506
HONG KONG	2 439	527	293	IRAN	63 907	9 734	5 575
AUSTRALIA	591 360	18 665	10 859	ISRAEL	48 702	9 644	5 490
EXPORTS	41 955 241	2 753 466	1 568 510	JORDAN	8 490	991	559
FRANCE	3 757 904	303 966	173 464	SAUDI ARABIA	14 034	4 109	2 325
BELGIUM LUX	4 927 028	200 850	114 501	KUWAIT	35 985	4 765	2 699
NETHERLANDS	9 772 982	300 005	170 933	BAHRAIN	2 036	397	226
ITALY	1 180 655	171 388	97 916	QATAR	1 153	247	137
UNTD KINGDOM	4 411 347	216 701	123 521	ARAB EMIRAT	10 899	2 273	1 310
IRELAND	256 325	14 859	8 499	OMAN	1 626	323	186
DENMARK	2 400 742	76 689	43 712	NORTH YEMEN	12 102	667	379
GREECE	37 124	8 863	5 045	SOUTH YEMEN	539	57	30
PORTUGAL	75 946	12 712	7 213	AFGHANISTAN	344	130	73
SPAIN	805 399	59 370	33 891	PAKISTAN	61 690	7 218	4 001
CANARY IS	797	195	108	INDIA	52 993	15 270	8 715
ICELAND	1 063	372	208	BANGLADESH	31 378	3 220	1 805
NORWAY	220 636	19 923	11 324	SRI LANKA	37 223	3 007	1 673
SWEDEN	1 436 655	87 714	50 034	NEPAL	16 583	976	559
FINLAND	2 118 353	72 284	40 696	BURMA	14 489	1 209	707
SWITZERLAND	575 772	76 529	43 666	THAILAND	60 487	12 476	7 092
AUSTRIA	2 150 300	132 967	75 883	INDONESIA	147 915	17 800	10 092
MALTA	2 196	389	218	MALAYSIA	37 487	6 067	3 457
YUGOSLAVIA	538 005	37 797	21 381	SINGAPORE	41 502	8 508	4 841
TURKEY	101 229	18 829	10 699	PHILIPPINES	30 808	5 315	3 003
SOVIET UNION	430 851	72 292	41 218	CHINA	182 807	16 593	9 384
POLAND	55 488	12 860	7 305	NORTH KOREA	3 381	903	517
CZECHOSLOVA	391 890	34 102	19 677	SOUTH KOREA	91 449	19 731	11 218
HUNGARY	398 876	23 438	13 379	JAPAN	172 424	108 708	61 874
ROMANIA	35 574	7 407	4 251	TAIWAN	102 388	42 787	24 424
BULGARIA	32 798	11 830	6 779	HONG KONG	52 098	7 160	4 035
ALBANIA	1 647	338	188	AUSTRALIA	373 239	23 932	13 726
MOROCCO	18 886	2 661	1 519	NEW ZEALAND	19 011	4 207	2 383
ALGERIA	44 060	8 338	4 713	523 METAL. SALTS, INDRGAN. ACID			
TUNISIA	6 535	1 513	869	IMPORTS	9 075 754	616 188	351 008
LIBYA	12 857	1 523	878	FRANCE	716 799	77 693	44 299
EGYPT	41 466	6 392	3 615	BELGIUM LUX	2 659 771	106 187	60 633
SUDAN	50 892	4 045	2 303	NETHERLANDS	1 786 668	96 290	54 767
MALI	1 862	140	81	ITALY	322 775	35 185	20 214
BURKINA FASO	6 211	546	305	UNTD KINGDOM	247 308	43 608	24 853
SENEGAL	4 526	475	266	IRELAND	171	200	113
GAMBIA	1 505	100	56	DENMARK	4 689	794	453
GUIN BISSAU	1 501	108	57	GREECE	5 778	363	198
LIBERIA	2 034	316	172	PORTUGAL	882	57	32
IVORY COAST	46 597	2 342	1 306	SPAIN	162 457	10 961	6 181
GHANA	10 257	1 274	715	NORWAY	60 511	4 368	2 491
TOGO	1 921	163	96	SWEDEN	261 405	25 824	14 741
BENIN	3 521	207	118	FINLAND	26 662	3 336	1 901
NIGERIA	134 881	10 345	5 847	SWITZERLAND	464 662	28 409	16 129
CAMEROON	3 945	575	325	AUSTRIA	282 307	13 810	7 868
CENT AFR REP	1 202	91	51	YUGOSLAVIA	239 328	11 094	6 260
ZAIRE	15 688	1 535	858	TURKEY	59 148	5 543	3 187
RWANDA	865	192	109	SOVIET UNION	12 844	1 792	1 018
BURUNDI	8 990	722	410	POLAND	254 548	9 115	5 179
ANGOLA	5 146	787	450	CZECHOSLOVA	169 517	8 588	4 876
ETHIOPIA	10 746	1 147	657	HUNGARY	152 843	5 862	3 339
KENYA	30 187	3 993	2 252	ROMANIA	45 083	2 157	1 219
UGANDA	2 612	260	144	BULGARIA	3 195	522	305
TANZANIA	8 388	1 000	570	REP S AFRICA	8 358	2 138	1 216
MOZAMBIQUE	1 792	312	173	USA	915 699	84 338	47 959
MADAGASCAR	12 108	746	427	CANADA	1 361	566	322
MAURITIUS	1 150	300	170	MEXICO	33 379	3 417	1 970
ZAMBIA	2 514	272	156	CHILE	11 037	5 024	2 836
ZIMBABWE	12 352	1 812	1 008	ISRAEL	42 835	4 458	2 550
MALAWI	1 564	134	73	INDIA	2 245	4 089	2 323
REP S AFRICA	231 905	35 221	20 040	CHINA	100 506	9 594	5 486
SWAZILAND	2 093	251	141	JAPAN	16 969	10 011	5 646
USA	2 545 102	253 029	144 099	TAIWAN	2 941	576	323
CANADA	90 618	13 048	7 460	HONG KONG	401	84	46
MEXICO	21 644	7 442	4 211	EXPORTS	20 490 340	1 619 832	922 885
GUATEMALA	18 006	2 204	1 224				
HONDURAS	2 354	562	314				
EL SALVADOR	7 177	1 002	557				

## 6 IMPORTS AND EXPORTS (SPECIAL TRADE) BY GROUPS OF THE SITC-REV. III AND BY COUNTRIES OF PRODUCTION AND CONSUMPTION 1988

GROUP COUNTRY	DT = 100 KG	1 000 DM	1 000 \$	GROUP COUNTRY	DT = 100 KG	1 000 DM	1 000 \$
FRANCE	1 951 611	148 404	84 657	AFGHANISTAN	373	126	70
BELGIUM LUX	2 599 947	130 056	74 503	PAKISTAN	20 276	3 154	1 777
NETHERLANDS	2 151 288	148 045	84 491	INDIA	28 809	5 188	2 913
ITALY	953 420	109 564	62 652	BANGLADESH	5 840	1 170	663
UNTD KINGDOM	1 513 792	101 858	58 063	SRI LANKA	14 735	934	523
IRELAND	48 293	6 373	3 611	BURMA	1 401	218	129
DENMARK	907 594	47 100	26 873	THAILAND	87 829	9 856	5 635
GREECE	112 438	11 806	6 723	VIETNAM	605	89	46
PORTUGAL	97 088	13 140	7 503	INDONESIA	40 418	5 941	3 313
SPAIN	391 468	38 526	21 996	MALAYSIA	48 612	4 630	2 621
CANARY IS	1 832	402	226	SINGAPORE	69 223	6 050	3 412
ICELAND	15 279	1 903	1 075	PHILIPPINES	87 057	12 364	7 130
NORWAY	2 123 032	28 249	16 162	CHINA	4 071	2 195	1 222
SWEDEN	469 146	29 135	16 665	NORTH KOREA	5 124	531	298
FINLAND	179 268	18 248	10 347	SOUTH KOREA	485 727	45 721	25 943
SWITZERLAND	915 594	81 289	46 353	JAPAN	286 845	43 243	24 518
AUSTRIA	537 465	47 765	27 201	TAIWAN	237 594	23 386	13 204
MALTA	5 820	722	407	HONG KONG	29 637	6 637	3 774
YUGOSLAVIA	98 423	16 625	9 414	AUSTRALIA	120 995	23 345	13 210
TURKEY	139 451	22 035	12 564	PAPUA NEW G	30 613	7 340	4 340
SOVIET UNION	47 313	6 602	3 819	NEW ZEALAND	18 910	1 900	1 074
POLAND	42 029	4 662	2 661				
CZECHOSLOVA	55 663	8 173	4 646				
HUNGARY	349 670	25 704	14 598	524 OTHER CHEMICAL COMPOUNDS			
ROMANIA	1 063	611	349	IMPORTS	1 947 527	322 734	189 891
BULGARIA	39 133	3 944	2 256	FRANCE	16 178	12 295	7 085
ALBANIA	1 610	192	108	BELGIUM LUX	818 219	34 036	19 375
MOROCCO	21 912	2 227	1 270	NETHERLANDS	401 855	55 846	31 769
ALGERIA	97 233	5 680	3 250	ITALY	69 299	43 071	24 630
TUNISIA	16 877	1 726	975	UNTD KINGDOM	31 174	22 083	12 530
LIBYA	30 260	1 964	1 118	IRELAND	208	7 722	4 409
EGYPT	97 063	10 202	5 839	DENMARK	664	354	196
SUDAN	16 688	972	548	SPAIN	76 937	9 815	5 593
MALI	6 830	547	310	NORWAY	218 583	34 820	19 835
NIGER	32 061	1 084	617	SWEDEN	93 154	11 849	6 725
SENEGAL	8 653	778	435	FINLAND	16 362	2 424	1 352
SIERRA LEONE	438	58	33	SWITZERLAND	12 655	9 420	5 341
LIBERIA	1 044	135	76	AUSTRIA	87 170	20 827	11 882
IVORY COAST	8 383	764	422	YUGOSLAVIA	4 500	2 844	1 650
GHANA	7 698	810	472	TURKEY	3 400	716	400
TOGO	12 702	1 448	829	SOVIET UNION	38 755	6 759	3 868
NIGERIA	78 493	4 598	2 609	POLAND	3 747	762	430
CAMEROON	19 665	1 472	840	CZECHOSLOVA	3 260	1 231	720
GABON	9 787	695	407	HUNGARY	43	163	98
CONGO	5 722	257	150	ROMANIA	9 876	1 588	903
ZAIRE	5 914	513	282	BULGARIA	780	920	520
RWANDA	735	81	45	REP S AFRICA	876	2 825	1 557
ANGOLA	42 684	1 963	1 114	USA	9 926	20 618	11 753
ETHIOPIA	1 321	101	57	CANADA	161	414	237
SOMALIA	6 149	124	73	MEXICO	1 009	678	396
KENYA	39 017	2 130	1 228	BRAZIL	6 397	1 100	625
TANZANIA	27 131	773	429	CHILE	4	859	484
MOZAMBIQUE	77 746	1 703	1 012	ARGENTINA	1 220	264	151
MADAGASCAR	1 811	110	62	CHINA	14 967	9 943	5 654
MAURITIUS	10 946	610	344	SOUTH KOREA	370	1 133	644
ZAMBIA	1 980	346	199	JAPAN	2 975	4 278	2 457
ZIMBABWE	15 585	1 950	1 114	TAIWAN	2 107	525	295
MALAWI	3 298	85	47	AUSTRALIA	612	510	302
REP S AFRICA	166 368	21 267	12 057	EXPORTS	1 443 303	635 588	361 403
USA	994 017	162 666	92 554	FRANCE	187 554	61 000	34 936
CANADA	196 406	26 303	14 949	BELGIUM LUX	96 412	36 976	21 051
MEXICO	30 553	4 940	2 796	NETHERLANDS	89 037	70 199	39 556
GUATEMALA	8 725	1 141	619	ITALY	195 390	63 575	36 254
HONDURAS	10 301	504	284	UNTD KINGDOM	92 730	50 089	28 539
EL SALVADOR	2 324	330	184	IRELAND	3 705	3 672	2 106
NICARAGUA	13 598	822	474	DENMARK	46 568	9 337	5 293
COSTA RICA	47 721	2 066	1 167	GREECE	50 873	6 442	3 691
PANAMA	3 203	240	136	PORTUGAL	37 037	5 737	3 271
CUBA	19 784	1 507	859	SPAIN	20 656	11 519	6 594
HAITI	2 644	158	87	NORWAY	18 680	2 827	1 634
DOMINIC REP	19 813	1 302	735	SWEDEN	13 006	19 037	10 893
JAMAICA	12 748	381	218	FINLAND	10 592	3 873	2 198
TRINIDAD TOB	901	127	73	SWITZERLAND	108 180	23 105	13 186
COLOMBIA	17 400	3 576	2 023	AUSTRIA	56 568	35 010	19 871
VENEZUELA	83 154	10 908	6 102	MALTA	805	308	178
ECUADOR	13 361	1 662	933	YUGOSLAVIA	6 373	3 341	1 883
PERU	31 482	4 900	2 785	TURKEY	34 666	6 172	3 503
BRAZIL	102 764	13 466	7 615	SOVIET UNION	55	83	47
CHILE	43 448	8 054	4 525	POLAND	7 010	2 864	1 617
BOLIVIA	6 094	1 452	821	CZECHOSLOVA	4 814	2 118	1 185
PARAGUAY	2 828	373	209	HUNGARY	11 727	4 407	2 529
URUGUAY	8 664	931	528	ROMANIA	6 391	1 498	854
ARGENTINA	64 337	9 061	5 079	BULGARIA	9 780	3 188	1 810
CYPRUS	14 907	1 024	576	ALBANIA	164	57	34
LEBANON	4 110	467	260	MOROCCO	213	147	81
SYRIA	20 939	1 142	639	ALGERIA	761	238	131
IRAQ	8 873	1 738	993	TUNISIA	6 887	628	357
IRAN	42 370	6 571	3 736	LIBYA	106	109	65
ISRAEL	116 470	10 387	5 899	EGYPT	16 068	3 113	1 812
JORDAN	30 837	1 795	975	SUDAN	1 296	126	73
SAUDI ARABIA	154 345	10 510	6 051	SENEGAL	885	84	48
KUWAIT	25 804	2 001	1 136	SIERRA LEONE	576	62	35
BAHRAIN	13 184	801	448	IVORY COAST	2 265	124	70
QATAR	8 204	243	135	GHANA	3 076	211	124
ARAB EMIRAT	41 771	2 291	1 309				
OMAN	3 291	185	104				
NORTH YEMEN	24 972	916	519				



6 IMPORTS AND EXPORTS (SPECIAL TRADE) BY GROUPS OF THE SITC-REV. III AND BY COUNTRIES OF PRODUCTION AND CONSUMPTION 1988

GROUP COUNTRY	DT = 100 KG	1 000 DM	1 000 \$	GROUP COUNTRY	DT = 100 KG	1 000 DM	1 000 \$
LIBYA	472	697	399	FRANCE	19 222	4 682	2 676
EGYPT	6 561	21 655	12 312	BELGIUM LUX	2 286	2 868	1 612
SUDAN	136	418	248	NETHERLANDS	3 273	3 453	1 953
MAURITANIA	35	95	53	ITALY	19 042	5 516	3 162
MALI	422	1 638	919	UNTD KINGDOM	6 754	1 759	998
BURKINA FASO	68	285	167	DENMARK	312	191	108
NIGER	438	2 038	1 137	SPAIN	3 814	3 471	1 987
CHAD	40	179	102	SWITZERLAND	1 135	5 769	3 273
SENEGAL	1 252	3 840	2 192	AUSTRIA	303	79	44
GAMBIA	257	384	217	YUGOSLAVIA	3 414	534	303
SIERRA LEONE	13	91	51	TURKEY	1 379	152	85
LIBERIA	237	973	537	CZECHOSLOVA	1 325	191	109
IVORY COAST	2 228	6 441	3 672	ETHIOPIA	565	3 524	1 990
GHANA	1 210	3 259	1 858	REP S AFRICA	3 655	568	326
TOGO	174	795	469	USA	549	546	307
BENIN	310	1 191	685	CANADA	73	265	146
NIGERIA	6 385	31 307	17 576	MEXICO	807	891	485
CAMEROON	678	3 339	1 882	ECUADOR	16	112	60
CENT AFR REP	87	459	261	PERU	45	1 463	852
GABON	15	67	38	BRAZIL	8 239	1 410	799
CONGO	148	683	386	PARAGUAY	938	163	92
ZAIRE	684	4 050	2 311	ARGENTINA	11 561	1 952	1 106
RWANDA	72	239	135	ISRAEL	1	115	64
BURUNDI	184	854	513	INDIA	1 332	321	182
ANGOLA	388	1 423	791	CHINA	3	66	36
ETHIOPIA	997	3 015	1 664	JAPAN	15	147	80
SOMALIA	44	132	74	TAIWAN	18	112	64
KENYA	1 575	4 039	2 289	EXPORTS	1 012 653	231 450	132 343
TANZANIA	345	1 021	579	FRANCE	48 522	9 059	5 191
MOZAMBIQUE	85	223	122	BELGIUM LUX	13 029	3 391	1 928
MADAGASCAR	448	1 684	953	NETHERLANDS	47 965	9 366	5 359
REUNION	65	295	167	ITALY	176 576	41 462	23 792
MAURITIUS	1 686	6 753	3 838	UNTD KINGDOM	21 705	6 018	3 433
ZAMBIA	219	729	426	IRELAND	787	202	111
ZIMBABWE	2 995	9 623	5 479	DENMARK	2 953	2 269	1 281
MALAWI	198	849	483	GREECE	14 785	3 621	2 076
REP S AFRICA	23 703	58 603	33 282	PORTUGAL	13 327	3 990	2 290
USA	151 073	383 210	217 878	SPAIN	22 602	5 638	3 234
CANADA	30 536	72 012	41 151	ICELAND	258	54	31
MEXICO	2 953	12 138	6 908	NORWAY	1 589	541	308
GUATEMALA	1 414	4 207	2 380	SWEDEN	3 867	1 116	636
HONDURAS	319	743	430	FINLAND	5 716	1 535	878
EL SALVADOR	472	1 365	778	SWITZERLAND	12 721	3 374	1 913
COSTA RICA	201	851	475	AUSTRIA	17 472	4 118	2 370
PANAMA	549	1 048	596	YUGOSLAVIA	18 335	5 606	3 205
CUBA	527	1 569	912	TURKEY	5 911	1 749	1 007
HAITI	30	72	40	SOVIET UNION	17 423	4 896	2 728
DOMINIC REP	222	649	372	POLAND	10 709	2 674	1 529
JAMAICA	194	440	251	CZECHOSLOVA	2 919	965	559
TRINIDAD TOB	44	118	69	HUNGARY	3 145	992	570
COLOMBIA	5 613	15 605	8 947	BULGARIA	10 352	2 444	1 400
VENEZUELA	5 906	21 271	12 127	ALBANIA	211	49	30
ECUADOR	1 218	3 388	1 921	MOROCCO	10 896	2 124	1 212
PERU	2 433	8 376	4 770	ALGERIA	15 042	3 226	1 804
BRAZIL	6 462	29 698	16 891	TUNISIA	6 744	1 355	777
CHILE	2 548	5 936	3 377	LIBYA	3 816	937	537
BOLIVIA	180	586	335	EGYPT	5 650	1 330	768
PARAGUAY	261	556	310	SUDAN	1 048	188	112
URUGUAY	2 829	7 425	4 208	MALI	720	113	63
ARGENTINA	3 538	11 663	6 644	BURKINA FASO	443	83	47
CYPRUS	379	957	548	NIGERIA	4 400	787	439
LEBANON	379	1 030	587	ETHIOPIA	14 181	3 187	1 777
SYRIA	1 241	2 287	1 297	SOMALIA	600	163	96
IRAQ	517	1 768	1 012	KENYA	6 335	1 471	848
IRAN	3 548	8 695	4 902	TANZANIA	500	117	65
ISRAEL	8 192	18 628	10 565	MADAGASCAR	824	270	147
JORDAN	315	669	377	MAURITIUS	70	58	34
SAUDI ARABIA	659	1 367	770	ZAMBIA	200	52	31
KUWAIT	550	946	538	ZIMBABWE	3 802	1 406	809
ARAB EMIRAT	271	535	302	REP S AFRICA	8 622	2 541	1 445
OMAN	39	115	65	BOTSWANA	132	59	32
NORTH YEMEN	597	1 378	776	USA	28 487	5 230	2 952
SOUTH YEMEN	122	218	125	CANADA	6 472	1 564	908
AFGHANISTAN	383	868	488	MEXICO	116	347	204
PAKISTAN	6 647	15 029	8 575	GUATEMALA	3 103	508	292
INDIA	2 138	8 243	4 665	HONDURAS	2 017	395	226
BANGLADESH	1 445	2 984	1 708	EL SALVADOR	2 374	311	181
SRI LANKA	762	1 623	922	COSTA RICA	1 031	320	181
NEPAL	250	1 174	660	PANAMA	2 420	368	207
BURMA	413	2 030	1 143	DOMINIC REP	1 355	361	204
THAILAND	18 614	45 691	26 083	JAMAICA	398	86	47
VIETNAM	41	167	95	COLOMBIA	2 922	656	377
INDONESIA	19 175	36 560	20 764	VENEZUELA	24 720	5 299	3 092
MALAYSIA	7 548	15 709	8 880	ECUADOR	647	180	103
SINGAPORE	6 450	13 722	7 803	PERU	1 939	695	395
PHILIPPINES	6 099	13 268	7 634	BRAZIL	11 437	1 784	988
CHINA	7 654	30 075	17 048	CHILE	3 791	1 119	630
SOUTH KOREA	10 823	42 797	24 905	BOLIVIA	1 407	182	107
JAPAN	72 256	219 274	125 212	URUGUAY	4 561	1 417	798
TAIWAN	21 642	64 125	36 643	ARGENTINA	619	254	146
HONG KONG	54 838	177 550	100 223	LEBANON	2 252	494	280
AUSTRALIA	17 304	35 900	20 381	SYRIA	1 264	199	115
NEW ZEALAND	3 141	7 284	4 148	IRAQ	382	58	33
				IRAN	310	88	51
				ISRAEL	2 210	605	344
532 DYEING, TANNING MATERIALS							
IMPORTS	91 113	40 495	22 999				

6 IMPORTS AND EXPORTS (SPECIAL TRADE) BY GROUPS OF THE SITC-REV. III AND BY COUNTRIES OF PRODUCTION AND CONSUMPTION 1988

GROUP COUNTRY	DT = 100 KG	1 000 DM	1 000 \$	GROUP COUNTRY	DT = 100 KG	1 000 DM	1 000 \$
JORDAN	218	73	40	LIBERIA	695	326	187
SAUDI ARABIA	2 103	417	243	IVORY COAST	2 573	1 571	895
NORTH YEMEN	253	81	46	GHANA	1 841	1 025	590
AFGHANISTAN	1 205	188	105	BENIN	466	216	124
PAKISTAN	47 754	10 125	5 741	NIGERIA	16 818	7 119	4 072
INDIA	2 707	965	547	CAMEROON	3 142	876	502
BANGLADESH	19 613	4 008	2 267	CENT AFR REP	307	314	180
SRI LANKA	2 418	516	291	GABON	585	63	35
BURMA	585	102	60	CONGO	65	121	66
THAILAND	22 438	4 583	2 600	ZAIRE	1 546	746	427
INDONESIA	13 136	2 404	1 369	RWANDA	491	211	120
MALAYSIA	2 282	440	249	BURUNDI	606	239	140
SINGAPORE	804	150	86	ANGOLA	2 903	1 539	880
PHILIPPINES	5 656	967	542	ETHIOPIA	2 403	1 149	665
MONGOLIA	368	111	65	SOMALIA	238	132	75
CHINA	6 786	1 241	718	KENYA	5 050	1 662	959
SOUTH KOREA	74 218	13 245	7 673	UGANDA	148	152	88
JAPAN	47 521	14 511	8 302	TANZANIA	870	320	181
TAIWAN	61 531	11 322	6 439	MOZAMBIQUE	60	71	39
HONG KONG	19 676	4 689	2 677	MADAGASCAR	289	191	106
AUSTRALIA	10 018	2 825	1 625	REUNION	131	158	88
NEW ZEALAND	6 932	1 218	692	MAURITIUS	177	228	126
				ZAMBIA	415	177	97
				ZIMBABWE	1 205	886	500
				MALAWI	227	108	63
				REP S AFRICA	52 043	28 460	16 177
				USA	290 025	148 359	84 574
				CANADA	29 862	18 041	10 251
				MEXICO	10 398	8 377	4 708
				GUATEMALA	3 145	2 452	1 386
				HONDURAS	352	430	242
				EL SALVADOR	1 430	1 169	659
				NICARAGUA	2 277	187	107
				COSTA RICA	3 199	2 332	1 329
				PANAMA	904	716	408
				CUBA	3 294	1 949	1 135
				HAITI	152	107	60
				DOMINIC REP	1 916	986	568
				GUADELOUPE	494	230	134
				MARTINIQUE	361	363	206
				JAMAICA	283	205	118
				BARBADOS	477	492	277
				TRINIDAD TOB	93	66	40
				COLOMBIA	7 043	4 723	2 690
				VENEZUELA	34 103	16 954	9 640
				FRENCH GUIAN	86	70	38
				ECUADOR	6 115	3 304	1 864
				PERU	8 536	5 447	3 101
				BRAZIL	51 409	29 599	16 780
				CHILE	10 317	6 689	3 776
				BOLIVIA	531	530	298
				PARAGUAY	485	381	212
				URUGUAY	6 588	3 719	2 090
				ARGENTINA	21 670	10 894	6 226
				CYPRUS	2 442	1 767	1 000
				LEBANON	9 093	3 407	1 930
				SYRIA	4 118	1 559	887
				IRAQ	16 951	7 627	4 367
				IRAN	19 158	9 800	5 528
				ISRAEL	56 543	30 096	17 148
				JORDAN	4 470	2 094	1 198
				SAUDI ARABIA	76 547	22 096	12 592
				KUWAIT	15 783	4 309	2 452
				BAHRAIN	2 188	928	523
				QATAR	946	330	186
				ARAB EMIRAT	12 322	5 204	2 956
				OMAN	1 519	810	454
				NORTH YEMEN	809	296	169
				SOUTH YEMEN	517	277	158
				AFGHANISTAN	111	108	59
				PAKISTAN	13 986	6 866	3 900
				INDIA	16 876	9 855	5 572
				BANGLADESH	2 175	1 238	702
				SRI LANKA	9 754	2 420	1 368
				NEPAL	213	90	50
				BURMA	629	1 451	828
				THAILAND	24 666	17 637	9 943
				VIETNAM	58	93	49
				INDONESIA	16 389	10 044	5 660
				MALAYSIA	8 595	4 888	2 757
				SINGAPORE	33 162	14 142	8 039
				PHILIPPINES	12 041	6 241	3 550
				CHINA	7 946	6 338	3 578
				NORTH KOREA	121	187	102
				SOUTH KOREA	19 969	22 587	12 794
				JAPAN	110 111	69 708	39 662
				TAIWAN	63 658	44 267	25 100
				HONG KONG	32 015	30 698	17 270
				AUSTRALIA	54 010	25 138	14 182
				NEW ZEALAND	13 978	5 782	3 235
				FIJI	186	85	46
				FR POLYNESIA	793	441	252
				541 MEDICINES, ETC. EXC. GRP542			
				IMPORTS	271 709	1 979 531	1 128 533
533 PIGMENTS, PAINTS, ETC.							
IMPORTS	4 989 754	1 435 596	817 257				
FRANCE	715 487	240 188	136 505				
BELGIUM LUX	561 354	243 370	138 574				
NETHERLANDS	1 889 570	314 606	179 439				
ITALY	121 940	46 300	26 409				
UNTD KINGDOM	374 306	176 853	100 622				
IRELAND	6 672	6 971	3 962				
DENMARK	58 599	30 166	17 256				
PORTUGAL	95	65	37				
SPAIN	33 551	17 275	9 745				
NORWAY	46 513	18 950	10 798				
SWEDEN	51 275	16 338	9 298				
FINLAND	80 090	37 027	21 074				
SWITZERLAND	200 604	127 261	72 546				
AUSTRIA	511 063	46 584	26 465				
YUGOSLAVIA	1 101	467	262				
POLAND	133	105	58				
CZECHOSLOVA	16 746	1 815	1 031				
HUNGARY	6 225	1 223	688				
REP S AFRICA	180 413	5 168	2 966				
USA	115 906	83 534	47 365				
CANADA	433	921	522				
BRAZIL	10 002	448	268				
ISRAEL	428	335	191				
INDIA	106	241	147				
CHINA	808	375	207				
JAPAN	4 757	18 002	10 258				
TAIWAN	67	90	50				
HONG KONG	485	320	177				
AUSTRALIA	328	273	157				
EXPORTS	10 494 198	4 214 892	2 402 629				
FRANCE	1 331 450	506 727	289 515				
BELGIUM LUX	828 914	330 140	188 479				
NETHERLANDS	1 447 379	412 265	235 136				
ITALY	802 264	429 622	245 667				
UNTD KINGDOM	602 104	280 829	160 171				
IRELAND	36 152	13 134	7 453				
DENMARK	182 776	93 112	52 952				
GREECE	124 892	65 385	37 227				
PORTUGAL	60 791	33 146	18 907				
SPAIN	240 573	131 625	75 163				
CANARY IS	3 431	2 252	1 272				
ICELAND	8 536	4 004	2 257				
NORWAY	85 817	45 906	26 126				
SWEDEN	235 416	136 392	77 834				
FINLAND	110 788	59 687	34 009				
SWITZERLAND	1 668 177	289 054	164 083				
AUSTRIA	680 839	262 784	149 508				
GIBRALTAR	129	66	37				
MALTA	1 415	1 537	868				
YUGOSLAVIA	136 730	77 269	43 787				
TURKEY	90 435	51 126	29 294				
SOVIET UNION	168 895	104 240	59 640				
POLAND	48 399	31 775	18 059				
CZECHOSLOVA	41 496	33 782	19 199				
HUNGARY	68 166	43 243	24 636				
ROMANIA	18 429	10 051	5 722				
BULGARIA	25 253	19 223	10 966				
ALBANIA	203	141	78				
MOROCCO	22 291	5 916	3 374				
ALGERIA	44 549	20 392	11 602				
TUNISIA	12 436	6 181	3 477				
LIBYA	54 113	8 710	4 908				
EGYPT	52 843	16 415	9 485				
SUDAN	1 787	868	508				
MALI	466	182	103				
SENEGAL	951	338	196				
GUINEA	331	92	54				
SIERRA LEONE	128	109	61				

## 6 IMPORTS AND EXPORTS (SPECIAL TRADE) BY GROUPS OF THE SITC-REV. III AND BY COUNTRIES OF PRODUCTION AND CONSUMPTION 1988

GROUP COUNTRY	DT = 100 KG	1 000 DM	1 000 \$	GROUP COUNTRY	DT = 100 KG	1 000 DM	1 000 \$
FRANCE	36 531	133 827	76 299	BENIN	5	74	44
BELGIUM LUX	22 231	53 921	30 791	NIGERIA	439	2 302	1 282
NETHERLANDS	27 293	188 160	107 324	CAMEROON	10	128	72
ITALY	6 941	75 368	43 244	GABON	18	55	39
UNTD KINGDOM	18 442	131 732	75 366	ZAIRE	106	376	211
IRELAND	405	17 265	9 851	BURUNDI	23	287	162
DENMARK	8 940	45 018	25 699	ANGOLA	62	892	491
GREECE	48	58	34	ETHIOPIA	270	1 246	687
PORTUGAL	1 655	5 820	3 343	DJIBOUTI	34	55	30
SPAIN	1 270	24 122	13 710	SOMALIA	40	175	100
NORWAY	803	6 185	3 558	KENYA	725	3 352	1 926
SWEDEN	6 922	15 635	8 877	UGANDA	36	176	106
FINLAND	1 128	9 153	5 219	TANZANIA	687	1 946	1 118
SWITZERLAND	32 859	461 091	263 053	SEYCHELLES	4	60	33
AUSTRIA	17 802	162 561	92 698	MOZAMBIQUE	21	145	82
YUGOSLAVIA	9 982	21 212	12 091	MADAGASCAR	40	187	106
TURKEY	135	1 457	852	MAURITIUS	44	295	165
SOVIET UNION	2 481	20 890	11 986	ZAMBIA	48	257	147
POLAND	38	947	543	ZIMBABWE	742	2 713	1 516
CZECHOSLOVA	929	15 891	9 094	MALAWI	101	260	143
HUNGARY	186	4 148	2 355	REP S AFRICA	3 145	32 254	18 392
ROMANIA	1 540	2 836	1 599	BOTSWANA	41	84	48
BULGARIA	2 961	6 176	3 529	SWAZILAND	1 127	2 943	1 681
EGYPT	18	110	63	USA	83 205	374 102	213 096
ZAIRE	1 300	11 136	6 469	CANADA	7 357	31 877	18 301
ZIMBABWE	3	54	31	MEXICO	12 045	46 116	26 101
REP S AFRICA	75	1 134	630	GUATEMALA	424	1 746	978
USA	22 362	300 814	170 751	HONDURAS	343	1 753	1 001
CANADA	150	6 281	3 537	EL SALVADOR	136	1 146	651
MEXICO	1 602	4 476	2 552	NICARAGUA	43	222	128
COSTA RICA	56	841	467	COSTA RICA	210	730	412
BAHAMAS		5 885	3 341	PANAMA	238	5 878	3 269
ECUADOR	33	231	132	CUBA	229	1 623	910
PERU	33	904	522	HAITI	106	349	197
BRAZIL	1 864	37 643	21 496	DOMINIC REP	198	838	466
CHILE	41	415	230	JAMAICA	63	213	122
URUGUAY	4	1 164	679	BARBADOS	31	91	50
ARGENTINA	2 001	8 835	5 037	TRINIDAD TOB	35	115	62
ISRAEL	262	1 913	1 077	NETH ANTILL	39	114	67
SAUDI ARABIA	54	80	45	COLOMBIA	1 559	13 704	7 790
INDIA	817	8 528	4 846	VENEZUELA	3 490	20 406	11 452
THAILAND	198	532	303	SURINAME	57	228	133
INDONESIA	330	3 682	2 107	ECUADOR	594	8 554	4 852
MALAYSIA	354	1 977	1 131	PERU	1 182	9 295	5 205
NORTH KOREA	8	82	44	BRAZIL	5 696	37 373	21 240
SOUTH KOREA	495	2 807	1 581	CHILE	1 508	5 724	3 241
JAPAN	17 964	92 691	52 660	BOLIVIA	219	1 004	580
TAIWAN	1 352	3 028	1 706	PARAGUAY	154	697	388
HONG KONG	295	1 003	568	URUGUAY	290	4 237	2 397
AUSTRALIA	123	2 960	1 695	ARGENTINA	1 709	20 542	11 680
NEW ZEALAND	24	172	91	CYPRUS	248	1 039	583
EXPORTS	491 776	3 555 933	2 021 594	LEBANON	337	1 270	728
FRANCE	42 356	295 882	168 651	SYRIA	309	2 750	1 589
BELGIUM LUX	20 919	88 547	50 260	IRAQ	538	2 999	1 717
NETHERLANDS	27 147	140 341	79 538	IRAN	1 904	18 625	10 778
ITALY	39 814	362 774	207 130	ISRAEL	2 192	18 938	10 733
UNTD KINGDOM	21 283	130 376	73 906	JORDAN	442	2 456	1 416
IRELAND	10 578	37 862	21 348	SAUDI ARABIA	1 896	10 945	6 173
DENMARK	16 438	101 643	58 135	KUWAIT	458	3 348	1 917
GREECE	4 985	24 793	14 109	BAHRAIN	252	904	508
PORTUGAL	3 372	27 677	15 778	QATAR	81	407	229
SPAIN	17 421	222 923	127 042	ARAB EMIRAT	511	2 524	1 462
ICELAND	216	764	438	OMAN	219	1 074	604
NORWAY	2 686	12 910	7 335	NORTH YEMEN	166	1 702	952
SWEDEN	9 143	45 306	25 847	SOUTH YEMEN	15	86	49
FINLAND	3 768	21 250	12 114	AFGHANISTAN	180	824	473
SWITZERLAND	15 219	139 584	79 461	PAKISTAN	2 446	15 015	8 524
AUSTRIA	17 381	163 806	93 350	INDIA	2 046	22 767	12 889
ANDORRA	12	143	79	BANGLADESH	2 061	9 310	5 328
GIBRALTAR	7	134	76	SRI LANKA	167	658	376
MALTA	144	441	246	NEPAL	45	390	222
YUGOSLAVIA	3 353	60 177	34 219	BURMA	146	635	360
TURKEY	3 428	43 243	24 857	THAILAND	5 909	19 906	11 285
SOVIET UNION	3 145	3 095	1 755	VIETNAM	98	723	400
POLAND	5 490	51 572	29 336	INDONESIA	1 541	16 862	9 494
CZECHOSLOVA	936	8 001	4 503	MALAYSIA	2 165	7 015	3 973
HUNGARY	1 758	13 493	7 824	SINGAPORE	1 601	7 567	4 303
ROMANIA	599	3 495	1 993	PHILIPPINES	4 000	13 237	7 512
BULGARIA	2 403	12 319	7 031	CHINA	5 513	41 173	23 287
ALBANIA	39	167	94	NORTH KOREA	27	155	90
MOROCCO	359	1 525	866	SOUTH KOREA	2 559	18 382	10 368
ALGERIA	1 318	4 028	2 378	JAPAN	26 138	502 579	283 796
TUNISIA	85	1 265	711	TAIWAN	2 697	16 377	9 198
LIBYA	258	1 340	757	HONG KONG	6 491	32 589	18 508
EGYPT	3 704	28 869	16 483	AUSTRALIA	8 491	56 826	32 190
SUDAN	169	716	398	NEW ZEALAND	1 325	10 009	5 628
MALI	15	116	66	542 MEDICAMENTS			
CAPE VERDE	12	55	33	IMPORTS	395 618	2 412 273	1 375 337
SENEGAL	7	91	49	FRANCE	85 552	450 878	257 056
GUINEA	12	96	54	BELGIUM LUX	26 155	256 654	146 371
SIERRA LEONE	11	75	40	NETHERLANDS	18 221	95 981	54 743
LIBERIA	27	163	89	ITALY	83 371	213 304	121 660
IVORY COAST	74	1 254	708	UNTD KINGDOM	32 037	288 321	164 303
GHANA	277	1 643	935	IRELAND	29 262	58 437	33 264
TOGO	150	430	250				

6 IMPORTS AND EXPORTS (SPECIAL TRADE) BY GROUPS OF THE SITC-REV. III AND BY COUNTRIES OF PRODUCTION AND CONSUMPTION 1988

GROUP COUNTRY	DT = 100 KG	1 000 DM	1 000 \$	GROUP COUNTRY	DT = 100 KG	1 000 DM	1 000 \$
DENMARK	4 593	91 572	52 444	TANZANIA	1 885	6 475	3 698
GREECE	4 746	3 435	1 929	SEYCHELLES	12	159	90
PORTUGAL	292	4 523	2 545	MOZAMBIQUE	1 001	4 669	2 704
SPAIN	10 716	84 175	48 047	MADAGASCAR	33	424	228
NORWAY	512	869	496	MAURITIUS	257	1 626	915
SWEDEN	11 613	198 624	113 174	ZAMBIA	360	2 301	1 332
FINLAND	207	6 307	3 635	ZIMBABWE	710	3 144	1 850
SWITZERLAND	52 686	490 630	279 947	MALAWI	55	355	203
AUSTRIA	27 214	58 889	33 614	REP S AFRICA	4 428	44 772	25 444
MALTA	278	1 163	647	BOTSWANA	89	752	416
YUGOSLAVIA	157	331	181	SWAZILAND	43	68	39
TURKEY	45	155	84	USA	16 611	163 055	92 747
CZECHOSLOVA	40	73	41	CANADA	6 791	66 400	37 944
HUNGARY	198	658	375	MEXICO	679	4 208	2 394
ROMANIA	44	386	216	GUATEMALA	718	4 307	2 444
BULGARIA	32	93	54	HONDURAS	775	3 333	1 872
EGYPT	15	330	175	EL SALVADOR	465	3 771	2 145
REP S AFRICA	434	3 541	1 990	NICARAGUA	35	298	171
USA	3 596	66 440	37 694	COSTA RICA	460	1 884	1 057
CANADA	651	5 158	2 913	PANAMA	1 491	17 569	9 966
BERMUDA	6	110	66	CUBA	799	2 530	1 439
BAHAMAS		90	50	HAITI	483	1 364	767
BRAZIL	36	5 887	3 242	BAHAMAS	3	55	32
ISRAEL	682	4 474	2 558	DOMINIC REP	590	3 230	1 836
SAUDI ARABIA	24	116	61	GUADELOUPE	172	54	31
KUWAIT	5	197	105	JAMAICA	55	306	168
INDIA	1 158	1 001	567	BARBADOS	108	378	213
SINGAPORE	87	289	164	TRINIDAD TOB	90	423	242
CHINA	61	165	92	ARUBA	24	270	157
SOUTH KOREA	51	4 088	2 396	NETH ANTILL	52	568	325
JAPAN	711	14 582	8 305	COLOMBIA	503	5 466	3 085
AUSTRALIA	7	112	65	VENEZUELA	555	6 197	3 461
EXPORTS	782 419	4 639 277	2 641 430	SURINAME	160	374	207
FRANCE	45 261	147 239	83 854	ECUADOR	759	8 240	4 686
BELGIUM LUX	44 378	346 829	197 132	PERU	560	4 663	2 669
NETHERLANDS	51 236	228 984	130 514	BRAZIL	1 365	5 440	3 094
ITALY	71 074	400 377	229 611	CHILE	843	5 368	3 045
UNTD KINGDOM	82 604	491 677	280 069	BOLIVIA	340	1 715	979
IRELAND	7 235	32 318	18 293	PARAGUAY	318	1 880	1 094
DENMARK	14 996	54 352	31 037	URUGUAY	383	2 399	1 367
GREECE	7 727	58 121	33 082	ARGENTINA	2 653	6 285	3 580
PORTUGAL	8 812	46 081	26 303	CYPRUS	1 239	4 974	2 830
SPAIN	12 378	22 454	12 764	LEBANON	668	4 483	2 544
CANARY IS	12	71	38	SYRIA	355	834	474
ICELAND	492	581	322	IRAQ	5 063	10 955	6 228
NORWAY	3 378	39 548	22 521	IRAN	42 698	32 134	18 516
SWEDEN	17 352	153 161	87 076	ISRAEL	1 621	21 257	12 103
FINLAND	8 214	55 753	31 740	JORDAN	2 497	11 945	6 494
SWITZERLAND	51 551	403 753	230 376	SAUDI ARABIA	20 776	115 051	65 222
AUSTRIA	56 960	381 841	217 518	KUWAIT	1 815	16 525	9 395
ANDORRA	27	174	97	BAHRAIN	528	2 036	1 154
VATICAN CITY		62	36	QATAR	406	2 730	1 538
MALTA	667	4 701	2 675	ARAB EMIRAT	4 771	13 904	7 971
YUGOSLAVIA	1 875	18 589	10 547	OMAN	531	3 611	2 034
TURKEY	1 331	8 358	4 804	NORTH YEMEN	3 661	14 753	8 450
SOVIET UNION	1 031	10 459	5 979	SOUTH YEMEN	623	2 101	1 197
POLAND	17 509	55 517	31 562	AFGHANISTAN	318	1 020	589
CZECHOSLOVA	722	12 006	6 804	PAKISTAN	5 041	21 263	12 110
HUNGARY	1 517	17 134	9 761	INDIA	1 926	7 586	4 327
ROMANIA	621	3 370	1 879	BANGLADESH	842	2 288	1 308
BULGARIA	2 037	11 272	6 380	SRI LANKA	566	1 871	1 071
ALBANIA	12	148	85	BURMA	255	2 216	1 286
MOROCCO	1 213	2 739	1 557	THAILAND	3 387	20 166	11 430
ALGERIA	3 758	3 983	2 289	VIETNAM	20	119	70
TUNISIA	36	179	100	INDONESIA	581	2 198	1 241
LIBYA	3 557	16 063	8 989	MALAYSIA	2 370	13 625	7 696
EGYPT	3 832	31 066	17 721	SINGAPORE	1 490	8 200	4 655
SUDAN	1 204	4 803	2 734	PHILIPPINES	4 016	16 592	9 452
MAURITANIA	30	117	67	MONGOLIA	6	101	60
MALI	41	403	232	CHINA	20 468	30 522	17 300
BURKINA FASO	58	231	131	NORTH KOREA	15	86	50
SENEGAL	39	190	108	SOUTH KOREA	2 691	12 699	7 192
GAMBIA	15	60	34	JAPAN	33 450	565 468	320 831
GUIN BISSAU	40	100	55	TAIWAN	7 286	30 699	17 402
GUINEA	44	126	73	HONG KONG	10 184	41 100	23 279
SIERRA LEONE	88	260	144	MACAO	36	123	71
LIBERIA	176	657	317	AUSTRALIA	10 910	82 507	46 832
IVORY COAST	860	1 948	1 104	PAPUA NEW G	532	1 594	892
GHANA	894	4 968	2 829	NEW ZEALAND	1 397	21 274	12 070
TOGO	40	184	107	FIJI	18	139	77
BENIN	90	263	146	UNID COUNTR		158	87
NIGERIA	5 430	15 772	8 973	551 ESSNTL. OIL, PERFUME, FLAVR			
CAMEROON	73	558	317	IMPORTS	234 940	464 116	264 340
CENT AFR REP	39	172	95	FRANCE	37 358	139 350	79 141
GABON	46	157	83	BELGIUM LUX	5 760	7 613	4 348
CONGO	13	81	45	NETHERLANDS	27 304	62 187	35 315
ZAIRE	2 375	2 699	1 535	ITALY	23 021	15 001	8 641
RWANDA	80	421	233	UNTD KINGDOM	24 578	39 377	22 659
BURUNDI	195	794	450	IRELAND	6 996	25 921	14 777
ANGOLA	433	2 103	1 197	DENMARK	1 002	1 347	769
ETHIOPIA	1 805	6 574	3 749	GREECE	633	874	509
DJIBOUTI	38	125	71	PORTUGAL	588	809	460
SOMALIA	344	1 177	660	SPAIN	3 653	6 044	3 438
KENYA	907	6 550	3 706	SWEDEN	1 667	704	405
UGANDA	387	1 450	830				

6 IMPORTS AND EXPORTS (SPECIAL TRADE) BY GROUPS OF THE SITC-REV. III AND BY COUNTRIES OF PRODUCTION AND CONSUMPTION 1988

GROUP COUNTRY	DT = 100 KG	1 000 DM	1 000 \$	GROUP COUNTRY	DT = 100 KG	1 000 DM	1 000 \$
SWITZERLAND	18 961	94 027	53 691	GUATEMALA	202	912	518
AUSTRIA	3 990	4 427	2 517	HONDURAS	71	316	179
YUGOSLAVIA	994	1 716	981	EL SALVADOR	196	452	263
TURKEY	242	440	258	COSTA RICA	352	786	442
SOVIET UNION	131	457	268	PANAMA	45	121	72
POLAND	7 509	1 139	651	DOMINIC REP	32	121	67
CZECHOSLOVA	285	83	48	JAMAICA	51	147	84
HUNGARY	623	1 081	612	BARBADOS	40	96	56
BULGARIA	149	476	270	TRINIDAD TOB	14	102	57
ALBANIA	10	67	39	ARUBA	21	51	31
MOROCCO	621	583	330	COLOMBIA	634	2 256	1 281
TUNISIA	112	269	150	VENEZUELA	4 508	14 347	8 179
EGYPT	35	575	325	ECUADOR	139	616	354
MADAGASCAR	583	228	122	PERU	951	3 132	1 764
ZIMBABWE	226	91	53	BRAZIL	222	804	457
REP S AFRICA	1 122	913	519	CHILE	613	2 392	1 353
USA	13 758	22 250	12 669	BOLIVIA	26	217	123
CANADA	129	638	365	PARAGUAY	95	174	102
MEXICO	443	644	363	URUGUAY	53	377	213
GUATEMALA	21	84	48	ARGENTINA	484	1 319	751
HAITI	36	367	215	CYPRUS	290	1 244	708
GRENADA	42	278	154	LEBANON	404	1 172	668
BRAZIL	37 141	10 806	6 128	SYRIA	558	1 314	755
CHILE	191	166	99	IRAQ	53	316	175
PARAGUAY	307	740	417	IRAN	2 290	4 203	2 389
ARGENTINA	1 140	1 749	996	ISRAEL	1 043	2 875	1 633
CYPRUS	210	150	82	JORDAN	221	496	279
ISRAEL	2 333	1 092	626	SAUDI ARABIA	2 331	5 469	3 119
INDIA	523	2 303	1 326	KUWAIT	51	211	120
SRI LANKA	79	463	266	BAHRAIN	21	104	61
VIETNAM	59	92	51	ARAB EMIRAT	94	203	116
INDONESIA	736	2 405	1 358	NORTH YEMEN	627	866	501
SINGAPORE	31	52	30	SOUTH YEMEN	42	158	90
CHINA	8 350	10 253	5 895	PAKISTAN	876	2 536	1 456
NORTH KOREA	193	212	122	INDIA	170	476	266
SOUTH KOREA	17	64	37	BANGLADESH	379	674	385
JAPAN	393	2 133	1 223	SRI LANKA	127	389	223
TAIWAN	130	281	157	NEPAL	28	75	42
HONG KONG	70	223	126	BURMA	31	187	112
AUSTRALIA	120	304	175	THAILAND	1 193	3 367	1 905
EXPORTS	233 870	511 730	291 353	INDONESIA	4 456	12 126	6 847
FRANCE	40 993	55 339	31 511	MALAYSIA	455	1 262	715
BELGIUM LUX	8 523	18 854	10 775	SINGAPORE	975	1 759	993
NETHERLANDS	11 564	25 527	14 564	PHILIPPINES	2 245	4 197	2 370
ITALY	23 859	51 483	29 441	CHINA	212	766	432
UNTD KINGDOM	19 821	40 918	23 289	NORTH KOREA	15	88	49
IRELAND	539	1 328	749	SOUTH KOREA	5 151	13 304	7 554
DENMARK	3 968	6 142	3 517	JAPAN	4 876	11 396	6 521
GREECE	2 170	6 275	3 576	TAIWAN	1 050	3 045	1 731
PORTUGAL	703	1 758	1 007	HONG KONG	1 828	5 382	3 059
SPAIN	11 610	28 930	16 538	AUSTRALIA	1 592	5 147	2 945
CANARY IS	55	85	46	NEW ZEALAND	103	460	259
NORWAY	721	1 826	1 041	FIJI	31	117	65
SWEDEN	1 334	5 000	2 844	553 PERFUMERY, COSMETICS, ETC.			
FINLAND	862	3 903	2 229	IMPORTS	571 224	1 122 452	638 929
SWITZERLAND	8 793	23 722	13 551	FRANCE	210 980	618 255	352 198
AUSTRIA	8 406	22 277	12 677	BELGIUM LUX	18 022	42 066	24 021
MALTA	869	2 090	1 222	NETHERLANDS	48 275	42 896	24 474
YUGOSLAVIA	2 641	9 271	5 284	ITALY	66 024	63 621	36 222
TURKEY	2 967	7 550	4 292	UNTD KINGDOM	86 368	137 517	78 158
SOVIET UNION	608	11 760	6 552	IRELAND	42 217	52 889	30 077
POLAND	3 551	10 382	5 917	DENMARK	3 173	5 761	3 248
CZECHOSLOVA	443	3 501	1 992	GREECE	358	324	185
HUNGARY	1 412	5 111	2 919	PORTUGAL	697	520	286
ROMANIA	56	249	145	SPAIN	5 372	15 188	8 519
BULGARIA	3 770	3 373	1 927	NORWAY	219	703	392
MOROCCO	972	2 184	1 243	SWEDEN	1 167	3 103	1 756
ALGERIA	4 899	4 073	2 286	FINLAND	336	885	499
TUNISIA	435	1 313	739	SWITZERLAND	35 875	67 562	38 515
LIBYA	374	325	179	AUSTRIA	20 917	14 976	8 526
EGYPT	1 284	4 861	2 859	MALTA	1 504	1 103	628
SUDAN	371	852	500	YUGOSLAVIA	3 224	943	556
MAURITANIA	23	58	31	TURKEY	221	112	61
MALI	33	80	46	SOVIET UNION	60	149	89
BURKINA FASO	20	101	57	POLAND	166	57	32
SENEGAL	33	86	49	HUNGARY	1 008	448	256
GAMBIA	24	57	34	BULGARIA	24	162	88
LIBERIA	18	77	44	USA	10 796	21 062	11 866
IVORY COAST	93	251	144	CANADA	467	445	251
NIGERIA	2 177	5 328	2 977	BRAZIL	247	81	47
CAMEROON	29	86	48	ISRAEL	260	443	250
ZAIRE	71	186	105	SAUDI ARABIA	25	90	52
RWANDA	146	687	385	PAKISTAN	50	70	41
BURUNDI	25	82	48	INDIA	191	272	148
ANGOLA	80	187	102	THAILAND	25	254	149
ETHIOPIA	331	199	110	SINGAPORE	141	910	513
KENYA	368	1 083	608	CHINA	1 680	2 410	1 365
TANZANIA	36	170	95	SOUTH KOREA	339	748	413
SEYCHELLES	25	60	34	JAPAN	2 654	12 225	6 990
MAURITIUS	40	452	256	TAIWAN	7 840	13 395	7 600
ZIMBABWE	34	99	54	HONG KONG	188	430	248
REP S AFRICA	4 875	11 250	6 355	AUSTRALIA	32	117	68
USA	12 390	13 799	7 831	NEW ZEALAND	16	73	40
CANADA	1 302	1 135	644				
MEXICO	441	1 397	796				



6 IMPORTS AND EXPORTS (SPECIAL TRADE) BY GROUPS OF THE SITC-REV. III AND BY COUNTRIES OF PRODUCTION AND CONSUMPTION 1988

GROUP COUNTRY	DT = 100 KG	1 000 DM	1 000 \$	GROUP COUNTRY	DT = 100 KG	1 000 DM	1 000 \$
EXPORTS	1 035 697	1 288 510	732 910	CHINA	41	88	50
FRANCE	99 984	122 553	69 869	SOUTH KOREA	929	2 046	1 144
BELGIUM LUX	105 184	75 382	43 057	JAPAN	28 056	33 714	19 039
NETHERLANDS	148 969	129 523	73 755	TAIWAN	2 307	3 450	1 962
ITALY	80 434	119 103	68 027	HONG KONG	7 574	13 489	7 629
UNTD KINGDOM	80 932	118 961	67 374	AUSTRALIA	4 682	7 703	4 344
IRELAND	1 845	2 515	1 422	NEW ZEALAND	365	754	431
DENMARK	22 483	25 973	14 734	AMER OCEANIA	64	71	37
GREECE	3 747	6 295	3 565	NEW CALEDON	31	81	44
PORTUGAL	3 571	6 339	3 629	FIJI	16	63	37
SPAIN	10 128	20 723	11 806	SHIPS SUPPL	425	12 612	7 164
CANARY IS	559	1 548	882	554 SOAP,CLEANERS,POLISH,ETC			
ICELAND	1 390	2 523	1 426	IMPORTS	3 079 398	649 368	370 328
NORWAY	14 166	18 255	10 371	FRANCE	484 599	107 570	61 462
SWEDEN	31 089	32 533	18 515	BELGIUM LUX	736 815	128 533	73 322
FINLAND	14 833	21 176	12 057	NETHERLANDS	608 257	105 781	60 311
SWITZERLAND	81 912	125 618	71 508	ITALY	227 912	37 676	21 376
AUSTRIA	104 015	127 856	72 815	UNTD KINGDOM	271 810	65 607	37 581
GIBRALTAR	183	370	205	IRELAND	7 511	7 816	4 457
MALTA	1 823	2 105	1 191	DENMARK	56 073	13 585	7 726
YUGOSLAVIA	778	2 833	1 584	GREECE	594	145	83
TURKEY	1 100	2 731	1 555	PORTUGAL	806	169	95
SOVIET UNION	11 533	5 401	3 011	SPAIN	71 234	15 716	8 893
POLAND	6 738	9 654	5 433	NORWAY	25 682	4 239	2 419
CZECHOSLOVA	4 355	6 126	3 471	SWEDEN	26 486	7 922	4 513
HUNGARY	6 764	6 076	3 422	FINLAND	781	326	182
ROMANIA	533	463	267	SWITZERLAND	250 269	74 824	42 590
BULGARIA	1 026	2 553	1 463	AUSTRIA	142 923	30 736	17 565
MOROCCO	100	303	174	YUGOSLAVIA	72 622	7 899	4 534
ALGERIA	14	68	37	TURKEY	1 207	225	125
TUNISIA	36	295	165	POLAND	1 351	99	54
LIBYA	2 033	1 031	615	CZECHOSLOVA	10 135	1 238	709
EGYPT	3 514	1 915	1 082	HUNGARY	5 329	959	547
SUDAN	1 145	793	463	ROMANIA	1	68	39
IVORY COAST	89	366	205	BULGARIA	2 350	436	247
TOGO	80	268	149	REP S AFRICA	523	172	99
BENIN	54	340	199	USA	64 154	31 343	17 806
NIGERIA	293	431	249	CANADA	3 916	1 756	1 004
ANGOLA	182	160	94	MEXICO	168	75	44
ETHIOPIA	39	53	31	ISRAEL	1 096	86	46
DJIBOUTI	143	172	99	CHINA	316	134	76
SOMALIA	56	83	45	JAPAN	4 703	3 774	2 160
KENYA	163	141	81	TAIWAN	227	153	92
REUNION	57	169	98	HONG KONG	105	106	57
MAURITIUS	114	169	90	EXPORTS	8 675 063	2 253 850	1 285 130
REP S AFRICA	1 784	4 155	2 339	FRANCE	1 426 628	319 398	182 093
USA	31 223	87 953	49 855	BELGIUM LUX	1 124 747	241 459	137 617
CANADA	10 554	13 944	7 902	NETHERLANDS	765 752	163 390	93 000
MEXICO	45	231	127	ITALY	980 376	259 183	147 805
GUATEMALA	59	72	37	UNTD KINGDOM	920 781	220 289	125 584
HONDURAS	28	78	44	IRELAND	23 804	6 140	3 548
EL SALVADOR	71	84	46	DENMARK	208 096	48 908	27 792
PANAMA	456	1 001	573	GREECE	82 581	27 399	15 697
CUBA	910	841	485	PORTUGAL	44 954	17 931	10 260
HAITI	216	416	233	SPAIN	194 464	56 754	32 438
DOMINIC REP	74	132	74	CANARY IS	502	335	184
GUADELOUPE	45	96	52	ICELAND	5 070	1 943	1 105
MARTINIQUE	65	160	87	NORWAY	36 064	14 851	8 412
BARBADOS	95	101	58	SWEDEN	157 986	51 774	29 382
TRINIDAD TOB	105	101	56	FINLAND	84 276	28 438	16 263
ARUBA	67	188	98	SWITZERLAND	543 505	141 766	80 896
NETH ANTILL	213	448	249	AUSTRIA	554 809	143 565	81 879
COLOMBIA	49	299	169	ANDORRA	87	98	56
VENEZUELA	308	395	217	MALTA	6 596	1 468	826
ECUADOR	147	173	98	YUGOSLAVIA	95 880	29 761	16 936
PERU	166	1 067	601	TURKEY	51 785	15 117	8 635
BRAZIL	80	208	115	SOVIET UNION	145 227	47 087	27 398
CHILE	481	1 037	583	POLAND	58 603	18 286	10 322
BOLIVIA	104	204	118	CZECHOSLOVA	49 345	18 029	10 271
PARAGUAY	1 014	1 373	780	HUNGARY	115 494	24 046	13 711
URUGUAY	128	330	182	ROMANIA	3 592	1 726	998
ARGENTINA	44	306	172	BULGARIA	62 065	18 856	10 806
CYPRUS	1 001	1 419	801	ALBANIA	3 225	846	473
LEBANON	2 324	2 693	1 518	MOROCCO	8 189	2 546	1 455
SYRIA	102	77	42	ALGERIA	24 456	5 202	2 952
IRAQ	1 078	533	290	TUNISIA	5 153	1 752	978
IRAN	126	204	119	LIBYA	2 190	814	460
ISRAEL	1 470	3 556	2 031	EGYPT	14 298	5 390	3 099
JORDAN	4 064	3 523	2 004	SUDAN	947	426	236
SAUDI ARABIA	43 335	37 245	21 367	MAURITANIA	157	57	32
KUWAIT	10 496	11 815	6 707	MALI	245	120	71
BAHRAIN	2 173	2 644	1 507	BURKINA FASO	361	148	84
QATAR	1 687	1 963	1 123	NIGER	350	135	77
ARAB EMIRAT	10 840	12 597	7 215	SENEGAL	1 117	477	272
OMAN	3 516	3 309	1 863	LIBERIA	1 910	629	353
NORTH YEMEN	124	208	117	IVORY COAST	2 687	1 074	611
SOUTH YEMEN	337	74	42	GHANA	1 453	756	414
AFGHANISTAN	3 019	1 887	1 081	TOGO	548	230	126
INDIA	278	674	397	BENIN	447	230	129
SRI LANKA	105	165	93	NIGERIA	6 505	3 020	1 722
NEPAL	125	108	60	CAMEROON	2 120	1 437	822
THAILAND	1 085	1 440	828	GABON	788	311	179
INDONESIA	23	114	64				
MALAYSIA	2 308	2 710	1 533				
SINGAPORE	4 244	6 749	3 830				
PHILIPPINES	44	228	131				

## 6 IMPORTS AND EXPORTS (SPECIAL TRADE) BY GROUPS OF THE SITC-REV. III AND BY COUNTRIES OF PRODUCTION AND CONSUMPTION 1988

GROUP COUNTRY	DT = 100 KG	1 000 DM	1 000 \$	GROUP COUNTRY	DT = 100 KG	1 000 DM	1 000 \$
CONGO	355	183	103	SWITZERLAND	30 960	2 603	1 510
ZAIRE	3 403	1 357	770	AUSTRIA	4 667 597	132 571	74 557
RWANDA	1 735	504	282	YUGOSLAVIA	2 102 351	52 825	30 536
BURUNDI	218	98	56	TURKEY	514 932	10 144	5 865
ANGOLA	3 737	1 504	862	SOVIET UNION	37 509	1 241	672
ETHIOPIA	1 990	519	295	POLAND	888 448	18 150	10 261
DJIBOUTI	204	81	47	CZECHOSLOVA	850 554	11 139	6 405
SOMALIA	340	89	50	HUNGARY	1 585 249	38 323	22 280
KENYA	5 629	1 573	889	ROMANIA	1 047 313	19 804	11 310
UGANDA	83	60	33	BULGARIA	312 121	4 808	2 806
TANZANIA	697	259	142	MOROCCO	656 887	23 695	13 521
MADAGASCAR	513	246	137	TUNISIA	336 529	12 074	6 885
REUNION	347	139	81	NIGERIA	380 078	10 008	5 589
MAURITIUS	1 269	688	389	REP S AFRICA	399 315	13 223	7 873
ZIMBABWE	2 378	947	542	USA	1 198 248	43 522	25 731
REP S AFRICA	43 771	17 638	10 013	CANADA	101 955	2 075	1 231
USA	90 548	42 698	24 285	MEXICO	6 829	333	196
CANADA	22 536	13 533	7 607	TRINIDAD TOB	15 640	471	268
MEXICO	5 128	2 456	1 386	CYPRUS	72 014	2 670	1 414
GUATEMALA	5 490	1 545	887	IRAQ	51 788	1 346	765
HONDURAS	1 412	609	348	ISRAEL	566 120	9 776	5 431
EL SALVADOR	1 980	576	319	JORDAN	566 495	20 090	11 982
COSTA RICA	2 850	891	501	MALAYSIA	274 711	5 728	3 343
PANAMA	994	340	194	TAIWAN	1 810	88	49
CUBA	2 173	722	417				
HAITI	322	186	102	EXPORTS	48 265 267	1 188 973	681 155
DOMINIC REP	2 869	843	478	FRANCE	2 992 873	88 941	51 242
GUADELOUPE	374	99	55	BELGIUM LUX	12 566 949	246 130	141 322
JAMAICA	2 471	490	274	NETHERLANDS	3 999 362	90 493	51 592
TRINIDAD TOB	165	70	37	ITALY	2 705 302	111 274	64 128
NETH ANTILL	439	167	93	UNTD KINGDOM	1 826 859	33 155	19 047
COLOMBIA	15 213	4 825	2 750	IRELAND	2 120 891	36 820	21 522
VENEZUELA	10 280	4 923	2 828	DENMARK	1 382 974	40 144	23 238
ECUADOR	5 937	2 156	1 219	GREECE	687 780	24 067	13 874
PERU	11 180	3 466	1 956	PORTUGAL	111 902	3 789	2 176
BRAZIL	9 546	5 609	3 198	SPAIN	1 804 624	36 253	20 802
CHILE	22 400	7 264	4 115	NORWAY	379 791	8 578	4 994
BOLIVIA	1 607	557	313	SWEDEN	1 902 539	45 199	25 938
PARAGUAY	1 301	391	222	FINLAND	3 466	647	366
URUGUAY	5 459	1 823	1 025	SWITZERLAND	734 044	25 094	14 337
ARGENTINA	11 215	4 248	2 410	AUSTRIA	2 113 749	55 197	31 389
CYPRUS	14 560	3 733	2 111	MALTA	2 083	71	42
LEBANON	10 310	2 606	1 481	YUGOSLAVIA	1 879	316	178
SYRIA	14 500	3 589	2 017	TURKEY	17 631	699	396
IRAQ	3 019	1 272	795	SOVIET UNION	61 267	5 060	2 846
IRAN	29 955	6 419	3 718	POLAND	361 070	12 575	7 120
ISRAEL	66 192	19 316	10 973	CZECHOSLOVA	13 737	1 063	623
JORDAN	7 958	2 296	1 314	HUNGARY	39 970	3 246	1 862
SAUDI ARABIA	30 048	8 636	4 915	MOROCCO	710	204	115
KUWAIT	16 120	4 902	2 816	ALGERIA	87 510	2 225	1 282
BAHRAIN	2 229	851	477	TUNISIA	2 793	104	59
QATAR	1 523	465	264	LIBYA	35 108	440	257
ARAB EMIRAT	8 578	3 307	1 876	EGYPT	152 188	4 719	2 837
OMAN	2 105	702	389	SUDAN	349 460	7 709	4 165
NORTH YEMEN	1 647	566	321	BURKINA FASO	10 005	347	185
SOUTH YEMEN	1 242	154	88	GUINEA	7 967	248	141
AFGHANISTAN	1 068	365	213	LIBERIA	7 435	233	133
PAKISTAN	11 939	3 328	1 881	GHANA	23 807	509	288
INDIA	6 950	2 792	1 573	TOGO	14 000	302	180
BANGLADESH	2 241	632	359	NIGERIA	14 698	743	421
SRI LANKA	1 301	526	302	CAMEROON	5 937	189	107
NEPAL	317	80	44	GABON	2 000	72	40
BURMA	375	93	51	CONGO	9 960	318	181
THAILAND	17 863	6 018	3 423	ZAIRE	14 839	680	363
VIETNAM	42	58	33	KENYA	181 700	7 977	4 550
INDONESIA	19 083	6 404	3 633	UGANDA	2 994	107	63
MALAYSIA	11 973	4 070	2 301	REUNION	158	85	47
SINGAPORE	15 362	6 112	3 459	ZIMBABWE	123 086	4 043	2 228
PHILIPPINES	12 079	2 663	1 508	REP S AFRICA	357 717	7 598	4 162
MONGOLIA	1 203	297	177	USA	1 632 255	42 948	24 702
CHINA	28 572	6 930	3 870	CANADA	221 304	4 005	2 380
NORTH KOREA	232	156	92	MEXICO	114 038	4 474	2 629
SOUTH KOREA	28 097	10 159	5 796	GUATEMALA	146 860	2 967	1 768
JAPAN	68 485	29 831	17 008	HONDURAS	232 238	4 783	2 707
TAIWAN	38 378	14 673	8 288	EL SALVADOR	20 008	151	90
HONG KONG	98 751	14 256	8 059	COSTA RICA	13 031	884	500
AUSTRALIA	25 859	12 002	6 780	PANAMA	127 600	2 569	1 457
NEW ZEALAND	13 575	3 950	2 228	CUBA	256	68	37
NEW CALEDON	127	59	35	COLOMBIA	1 262	1 199	687
SHIPS SUPPL	5	58	33	VENEZUELA	2 221	1 340	712
				SURINAME	11 300	351	190
				ECUADOR	10 432	700	396
562 FERTILIZER, EXCEPT GRP272				PERU	449	465	272
IMPORTS	50 479 091	1 208 276	690 186	BRAZIL	876 299	16 314	9 153
FRANCE	3 491 670	75 776	42 852	CHILE	9 136	551	319
BELGIUM LUX	8 307 254	162 834	92 894	BOLIVIA	2 172	103	59
NETHERLANDS	10 909 192	275 106	156 639	URUGUAY	40 206	998	559
ITALY	3 386 070	78 832	45 170	ARGENTINA	25 514	1 093	603
UNTD KINGDOM	372 594	10 976	6 300	CYPRUS	2 266	180	97
IRELAND	809 126	18 762	10 522	LEBANON	4 006	148	84
DENMARK	2 101 849	36 788	20 683	SYRIA	158	80	45
GREECE	487 375	10 932	6 326	IRAN	340	92	51
PORTUGAL	618 041	14 117	8 234	ISRAEL	1 561	192	105
SPAIN	1 724 701	41 038	23 723	JORDAN	29 210	2 003	1 113
NORWAY	653 380	21 311	12 059	SAUDI ARABIA	88 107	5 165	2 954
SWEDEN	947 228	24 287	13 906	ARAB EMIRAT	18 729	803	451

6 IMPORTS AND EXPORTS (SPECIAL TRADE) BY GROUPS OF THE SITC-REV. III AND BY COUNTRIES OF PRODUCTION AND CONSUMPTION 1988

GROUP COUNTRY	DT = 100 KG	1 000 DM	1 000 \$	GROUP COUNTRY	DT = 100 KG	1 000 DM	1 000 \$
OMAN	795	117	67	SOMALIA	3 960	708	422
PAKISTAN	329 146	11 510	6 583	KENYA	20 655	4 213	2 381
INDIA	2 949 024	44 946	25 469	UGANDA	1 370	362	207
SRI LANKA	173 559	10 170	5 632	TANZANIA	1 860	492	278
THAILAND	131 242	4 344	2 505	MADAGASCAR	480	119	68
INDONESIA	80 642	3 063	1 733	REUNION	2 352	475	266
MALAYSIA	693 303	17 595	9 969	MAURITIUS	6 679	1 392	777
SINGAPORE	308 338	10 182	5 683	ZAMBIA	3 616	1 045	582
PHILIPPINES	7 931	446	244	ZIMBABWE	22 418	5 346	3 046
CHINA	1 710 829	49 877	28 866	MALAWI	3 182	697	394
SOUTH KOREA	1 990	482	271	REP S AFRICA	82 949	16 923	9 686
JAPAN	931 918	28 599	16 169	USA	20 689	6 777	3 819
TAIWAN	17 606	1 450	823	CANADA	8 681	1 693	962
HONG KONG	10 281	455	258	MEXICO	3 558	918	511
AUSTRALIA	29 985	1 901	1 063	GUATEMALA	4 251	962	565
PAPUA NEW G	5 760	180	101	EL SALVADOR	591	166	93
NEW ZEALAND	7 810	706	391	CUBA	9 816	2 621	1 483

571 POLYMERS OF ETHYLENE

IMPORTS	11 019 027	2 219 819	1 262 562
FRANCE	2 203 565	432 093	246 277
BELGIUM LUX	2 310 017	456 531	259 755
NETHERLANDS	2 244 055	437 332	248 389
ITALY	949 443	186 533	105 826
UNTD KINGDOM	162 936	40 044	22 737
IRELAND	61	69	39
DENMARK	28 027	4 630	2 583
PORTUGAL	129 959	24 020	13 603
SPAIN	288 084	55 435	31 506
NORWAY	293 986	51 526	29 173
SWEDEN	317 488	82 937	47 302
FINLAND	31 663	6 983	3 996
SWITZERLAND	44 873	16 058	9 248
AUSTRIA	642 086	126 741	72 224
YUGOSLAVIA	124 611	24 564	14 037
TURKEY	757	164	93
SOVIET UNION	26 448	4 087	2 287
POLAND	24 618	4 746	2 632
CZECHOSLOVA	118 774	18 577	10 479
HUNGARY	154 021	22 689	12 941
BULGARIA	5 380	369	210
USA	283 818	92 426	52 605
CANADA	67 255	12 830	7 374
BRAZIL	3 189	599	343
ARGENTINA	22 030	4 516	2 584
ISRAEL	10 072	2 282	1 301
SAUDI ARABIA	517 051	101 741	57 761
CHINA	572	388	216
JAPAN	12 760	8 428	4 775
TAIWAN	638	323	176

EXPORTS	9 134 147	1 943 868	1 107 741
FRANCE	998 190	214 255	122 463
BELGIUM LUX	1 023 525	202 416	114 942
NETHERLANDS	2 771 558	155 425	88 564
ITALY	1 226 149	250 236	142 869
UNTD KINGDOM	887 579	186 903	106 535
IRELAND	122 944	24 122	13 780
DENMARK	315 242	67 595	38 525
GREECE	111 373	22 780	13 030
PORTUGAL	25 919	6 474	3 711
SPAIN	167 945	35 253	20 049
ICELAND	18 642	4 698	2 675
NORWAY	111 204	23 427	13 322
SWEDEN	247 184	55 178	31 542
FINLAND	209 107	44 394	25 425
SWITZERLAND	482 462	103 938	59 150
AUSTRIA	293 138	70 479	40 159
MALTA	4 709	1 066	604
YUGOSLAVIA	47 609	12 035	6 813
TURKEY	43 709	10 214	5 853
SOVIET UNION	97 150	28 330	16 120
POLAND	10 247	2 552	1 475
CZECHOSLOVA	6 271	2 930	1 673
HUNGARY	15 013	4 030	2 293
BULGARIA	12 654	2 600	1 482
MOROCCO	16 301	3 709	2 088
ALGERIA	6 128	1 332	776
TUNISIA	11 150	2 442	1 362
LIBYA	38 683	7 763	4 423
EGYPT	46 272	9 236	5 305
MALI	1 646	372	205
SENEGAL	2 500	526	297
LIBERIA	353	69	41
IVORY COAST	8 265	1 541	876
GHANA	3 088	631	360
Togo	813	175	103
NIGERIA	63 195	12 567	7 155
CAMEROON	3 061	649	365
ZAIRE	9 360	2 163	1 233
RWANDA	3 356	942	506
BURUNDI	1 578	425	236
ANGOLA	59 613	14 124	8 206
ETHIOPIA	2 594	586	326

572 POLYMERS OF STYRENE

IMPORTS	4 569 841	1 262 679	720 136
FRANCE	1 010 447	263 892	150 368
BELGIUM LUX	1 257 441	306 285	174 790
NETHERLANDS	1 471 003	446 931	254 867
ITALY	238 378	73 180	41 788
UNTD KINGDOM	252 527	74 713	42 534
IRELAND	717	507	290
DENMARK	3 175	952	532
GREECE	103	61	36
SPAIN	30 907	9 875	5 550
NORWAY	2 092	420	241
SWEDEN	120 722	30 171	17 298
FINLAND	10 415	3 540	2 032
SWITZERLAND	9 648	2 237	1 281
AUSTRIA	5 670	1 409	788
YUGOSLAVIA	243	58	32
TURKEY	237	56	31
SOVIET UNION	7 303	1 067	628
CZECHOSLOVA	34 045	6 898	3 968
HUNGARY	1 212	113	65
ROMANIA	6 800	1 414	801
USA	66 076	25 599	14 604
MEXICO	248	76	40
PANAMA	200	76	43
BRAZIL	2 133	656	382
MALAYSIA	201	68	37
CHINA	390	116	68
SOUTH KOREA	3 642	968	567
JAPAN	7 078	3 601	2 066
TAIWAN	25 712	7 509	4 278

## 6 IMPORTS AND EXPORTS (SPECIAL TRADE) BY GROUPS OF THE SITC-REV. III AND BY COUNTRIES OF PRODUCTION AND CONSUMPTION 1988

GROUP COUNTRY	DT = 100 KG	1 000 DM	1 000 \$	GROUP COUNTRY	DT = 100 KG	1 000 DM	1 000 \$
HONG KONG	175	55	30	NEW ZEALAND	6 586	2 061	1 165
EXPORTS	6 344 908	1 829 393	1 043 178	573 POLYMERS, VINYL CHLORIDE			
FRANCE	1 025 210	293 473	167 697	IMPORTS	4 292 015	893 768	508 901
BELGIUM LUX	532 961	135 520	77 198	FRANCE	962 006	197 118	112 306
NETHERLANDS	579 777	152 021	86 721	BELGIUM LUX	598 612	90 403	51 456
ITALY	875 584	240 298	137 537	NETHERLANDS	1 327 077	270 602	153 567
UNTD KINGDOM	399 810	132 395	75 395	ITALY	392 719	81 155	46 425
IRELAND	37 945	11 406	6 496	UNTD KINGDOM	49 052	25 180	14 321
DENMARK	129 898	45 347	25 852	IRELAND	149	354	200
GREECE	53 180	14 229	8 097	DENMARK	2 135	812	463
PORTUGAL	40 581	12 355	7 075	PORTUGAL	1 873	399	225
SPAIN	117 424	33 083	18 892	SPAIN	31 396	5 090	2 882
ICELAND	980	294	174	NORWAY	27 022	4 693	2 663
NORWAY	72 963	23 386	13 335	SWEDEN	114 446	22 044	12 600
SWEDEN	151 110	51 898	29 641	FINLAND	20 556	3 141	1 782
FINLAND	147 434	36 114	20 531	SWITZERLAND	188 299	46 236	26 688
SWITZERLAND	349 451	117 222	66 734	AUSTRIA	28 843	6 361	3 624
AUSTRIA	406 465	120 785	68 789	MALTA	165	57	31
MALTA	5 967	2 486	1 402	YUGOSLAVIA	8 007	1 414	808
YUGOSLAVIA	48 393	17 678	10 018	TURKEY	2 073	434	248
TURKEY	60 635	16 086	9 273	SOVIET UNION	3 382	518	306
SOVIET UNION	49 362	12 816	7 463	POLAND	32 847	5 530	3 129
POLAND	19 212	6 014	3 406	CZECHOSLOVA	224 243	33 753	19 168
CZECHOSLOVA	54 738	18 562	10 625	HUNGARY	90 080	13 943	7 956
HUNGARY	34 337	10 711	6 093	ROMANIA	20 254	3 136	1 805
ROMANIA	874	281	158	USA	30 233	43 146	24 506
BULGARIA	25 526	6 711	3 861	CANADA	96	56	32
MOROCCO	11 942	3 167	1 813	ISRAEL	74 560	11 285	6 352
ALGERIA	49 530	14 139	7 950	SAUDI ARABIA	54 118	8 655	4 971
TUNISIA	4 952	1 591	917	SINGAPORE	56	84	50
LIBYA	22 410	7 603	4 406	CHINA	695	1 185	679
EGYPT	31 708	8 698	4 867	JAPAN	6 483	16 795	9 548
SENEGAL	1 700	741	418	TAIWAN	16	61	36
IVORY COAST	2 547	824	468	EXPORTS	7 950 281	1 698 859	968 115
GHANA	1 467	547	306	FRANCE	818 086	175 502	100 261
NIGERIA	3 487	1 011	563	BELGIUM LUX	851 208	133 748	76 316
CAMEROON	600	201	116	NETHERLANDS	821 162	163 014	93 019
GABON	450	136	77	ITALY	1 140 463	226 089	129 182
ZAIRE	323	116	66	UNTD KINGDOM	1 307 531	279 363	158 898
ANGOLA	2 690	984	541	IRELAND	88 308	18 910	10 768
ETHIOPIA	717	212	123	DENMARK	207 708	46 072	26 257
KENYA	2 249	632	369	GREECE	21 996	5 569	3 176
TANZANIA	251	132	78	PORTUGAL	38 509	8 921	5 081
MOZAMBIQUE	700	231	126	SPAIN	126 690	29 444	16 777
REUNION	260	85	48	CANARY IS	234	233	128
MAURITIUS	269	73	41	ICELAND	3 713	608	342
ZIMBABWE	2 572	1 000	574	NORWAY	83 186	15 454	8 849
REP S AFRICA	49 266	16 562	9 333	SWEDEN	366 342	68 565	39 178
USA	58 426	14 859	8 469	FINLAND	53 975	11 833	6 732
CANADA	27 135	7 058	4 042	SWITZERLAND	299 359	64 081	36 616
MEXICO	7 662	2 724	1 536	AUSTRIA	215 703	50 661	28 861
GUATEMALA	1 483	448	251	MALTA	2 058	374	222
EL SALVADOR	2 733	1 214	684	YUGOSLAVIA	65 927	15 658	8 819
COSTA RICA	3 236	937	533	TURKEY	39 257	8 466	4 800
PANAMA	1 059	280	159	SOVIET UNION	354 385	69 368	39 439
DOMINIC REP	625	164	93	POLAND	78 483	19 641	11 230
JAMAICA	320	89	52	CZECHOSLOVA	63 580	16 090	9 261
TRINIDAD TOB	1 199	334	190	HUNGARY	35 025	11 645	6 601
COLOMBIA	4 191	1 341	764	ROMANIA	1 014	324	187
VENEZUELA	5 300	1 648	933	BULGARIA	100 821	18 549	10 672
SURINAME	340	108	58	MOROCCO	1 704	675	384
ECUADOR	308	94	54	ALGERIA	13 344	3 032	1 742
PERU	5 508	1 698	989	TUNISIA	9 929	2 152	1 216
BRAZIL	1 061	249	141	LIBYA	7 019	1 655	940
CHILE	9 899	2 902	1 655	EGYPT	72 983	14 398	8 312
BOLIVIA	800	189	107	SUDAN	273	58	33
ARGENTINA	3 075	1 551	875	SENEGAL	1 303	245	133
CYPRUS	508	215	122	SIERRA LEONE	337	84	48
SYRIA	790	283	164	IVORY COAST	1 737	467	262
IRAQ	10 571	3 535	2 016	GHANA	1 968	542	318
IRAN	15 755	6 514	3 838	NIGERIA	38 222	8 220	4 685
ISRAEL	31 212	8 761	4 981	CAMEROON	1 045	220	125
JORDAN	15 306	3 974	2 249	ZAIRE	779	215	123
SAUDI ARABIA	14 681	3 837	2 215	RWANDA	3 564	621	367
KUWAIT	23 603	5 974	3 457	BURUNDI	720	260	151
BAHRAIN	1 500	393	222	ANGOLA	6 910	1 928	1 088
QATAR	1 106	271	161	ETHIOPIA	1 307	307	166
ARAB EMIRAT	4 690	1 379	787	KENYA	54 057	9 399	5 390
OMAN	2 700	518	298	UGANDA	260	84	49
PAKISTAN	19 611	5 911	3 311	TANZANIA	551	137	78
INDIA	3 222	985	547	MOZAMBIQUE	795	200	107
BANGLADESH	799	238	136	MAURITIUS	300	115	67
SRI LANKA	4 215	1 201	675	ZAMBIA	566	149	87
NEPAL	228	70	37	ZIMBABWE	3 795	1 017	580
THAILAND	26 745	6 973	3 916	MALAWI	4 460	1 049	591
INDONESIA	16 572	4 000	2 248	REP S AFRICA	96 088	23 176	13 106
MALAYSIA	47 925	13 448	7 595	USA	56 490	23 762	13 525
SINGAPORE	99 535	30 145	17 029	CANADA	32 683	9 879	5 606
PHILIPPINES	3 192	825	463	MEXICO	3 263	1 744	1 003
CHINA	221 007	58 470	33 181	GUATEMALA	2 250	643	358
SOUTH KOREA	28 891	7 456	4 299	COSTA RICA	3 272	578	338
JAPAN	963	409	235	PANAMA	850	205	116
TAIWAN	2 128	556	316				
HONG KONG	184 854	49 660	28 129				
AUSTRALIA	10 897	3 267	1 855				

6 IMPORTS AND EXPORTS (SPECIAL TRADE) BY GROUPS OF THE SITC-REV. III AND BY COUNTRIES OF PRODUCTION AND CONSUMPTION 1988

GROUP COUNTRY	DT = 100 KG	1 000 DM	1 000 \$	GROUP COUNTRY	DT = 100 KG	1 000 DM	1 000 \$
CUBA	674	208	116	FINLAND	86 823	38 720	22 112
HAITI	360	115	65	SWITZERLAND	370 232	155 093	88 217
DOMINIC REP	1 950	572	325	AUSTRIA	379 732	140 347	80 005
COLOMBIA	30 362	6 097	3 498	MALTA	969	503	280
VENEZUELA	26 409	6 531	3 601	YUGOSLAVIA	89 588	43 915	24 892
SURINAME	393	115	69	TURKEY	92 628	25 333	14 553
ECUADOR	27 112	5 733	3 205	SOVIET UNION	177 741	79 124	45 643
PERU	4 900	1 333	773	POLAND	25 344	14 174	8 058
BRAZIL	23 491	6 126	3 552	CZECHOSLOVA	25 263	13 952	7 933
CHILE	3 780	1 024	583	HUNGARY	19 785	12 326	7 074
BOLIVIA	2 665	608	347	ROMANIA	4 387	2 225	1 282
PARAGUAY	305	66	39	BULGARIA	29 637	13 720	7 827
URUGUAY	6 688	1 546	881	MOROCCO	5 744	3 220	1 829
ARGENTINA	28 082	5 430	3 066	ALGERIA	5 828	3 035	1 757
CYPRUS	2 694	595	336	TUNISIA	6 647	2 375	1 349
LEBANON	2 555	498	291	LIBYA	4 245	1 929	1 077
SYRIA	17 309	4 068	2 304	EGYPT	26 926	9 563	5 392
IRAQ	7 395	2 462	1 364	BURKINA FASO	594	185	109
IRAN	16 785	3 204	1 829	SENEGAL	834	277	159
ISRAEL	22 820	4 062	2 315	LIBERIA	61	114	61
JORDAN	2 208	452	266	IVORY COAST	2 198	765	439
SAUDI ARABIA	2 202	703	402	BENIN	3 344	271	153
KUWAIT	807	226	129	NIGERIA	24 329	5 050	2 840
ARAB EMIRAT	477	137	76	CAMEROON	1 255	771	432
AFGHANISTAN	2 388	538	300	GABON	654	378	208
PAKISTAN	9 051	2 328	1 324	ZAIRE	2 096	785	458
INDIA	22 759	5 118	2 881	RWANDA	2 325	913	513
BANGLADESH	756	195	111	BURUNDI	1 103	380	210
SRI LANKA	2 734	642	354	ANGOLA	5 718	2 244	1 273
NEPAL	323	81	46	SOMALIA	562	142	78
BURMA	1 000	178	103	KENYA	69 883	9 246	5 318
THAILAND	21 367	5 398	3 015	UGANDA	1 172	213	126
INDONESIA	5 768	2 194	1 244	TANZANIA	1 149	98	55
MALAYSIA	3 779	1 104	615	MOZAMBIQUE	2 299	598	323
SINGAPORE	18 883	4 314	2 460	MADAGASCAR	1 119	400	232
PHILIPPINES	14 714	3 004	1 701	REUNION	791	189	108
CHINA	33 865	8 097	4 569	MAURITIUS	850	298	166
NORTH KOREA	400	82	44	ZAMBIA	335	91	50
SOUTH KOREA	19 713	9 416	5 342	ZIMBABWE	3 106	1 325	760
JAPAN	42 339	14 820	8 363	REP S AFRICA	57 802	26 441	15 006
TAIWAN	30 562	8 267	4 580	USA	93 677	47 536	27 119
HONG KONG	52 645	9 797	5 509	CANADA	25 237	11 430	6 544
AUSTRALIA	21 950	4 687	2 607	MEXICO	6 349	3 658	2 085
NEW ZEALAND	4 661	1 057	607	GUATEMALA	108	69	39

574 POLYACETAL, POLYCARBONATE

IMPORTS	3 373 617	1 413 398	805 765
FRANCE	141 267	47 374	26 918
BELGIUM LUX	743 222	200 801	114 463
NETHERLANDS	1 304 248	628 542	358 659
ITALY	238 181	85 114	48 396
UNTD KINGDOM	148 848	52 179	29 725
IRELAND	1 100	1 671	930
DENMARK	3 783	3 185	1 763
GREECE	1 220	507	280
PORTUGAL	622	206	109
SPAIN	50 326	14 409	8 208
NORWAY	26 037	9 344	5 318
SWEDEN	8 979	2 855	1 621
SWITZERLAND	284 510	161 056	91 755
AUSTRIA	47 389	25 315	14 474
YUGOSLAVIA	44 077	8 793	5 083
TURKEY	639	292	164
SOVIET UNION	230	67	40
POLAND	21 645	4 161	2 378
CZECHOSLOVA	4 042	1 699	959
HUNGARY	2 730	904	521
REP S AFRICA	438	178	87
USA	242 584	129 065	73 708
CANADA	195	71	40
MEXICO	4 490	1 181	658
BRAZIL	1 682	1 177	670
ISRAEL	1 031	1 237	729
SINGAPORE	549	311	170
CHINA	373	166	99
SOUTH KOREA	289	149	87
JAPAN	21 523	20 565	11 649
TAIWAN	14 976	4 466	2 536
HONG KONG	12 245	6 178	3 493
EXPORTS	6 328 138	2 607 197	1 487 466
FRANCE	864 312	385 214	220 197
BELGIUM LUX	323 133	122 119	69 684
NETHERLANDS	422 645	168 382	96 069
ITALY	898 934	374 885	214 374
UNTD KINGDOM	667 294	275 210	156 812
IRELAND	29 088	10 357	5 934
DENMARK	159 165	69 465	39 551
GREECE	35 502	12 188	6 533
PORTUGAL	44 142	19 779	11 282
SPAIN	231 003	102 231	58 399
ICELAND	1 086	638	367
NORWAY	41 478	19 030	10 855
SWEDEN	161 339	83 531	47 688

EL SALVADOR	889	270	153
COSTA RICA	873	385	220
CUBA	1 036	275	155
DOMINIC REP	2 918	660	382
TRINIDAD TOB	1 051	169	96
COLOMBIA	5 992	2 401	1 359
VENEZUELA	3 300	2 059	1 161
SURINAME	298	80	42
ECUADOR	7 221	1 045	609
PERU	1 346	791	452
BRAZIL	21 754	12 704	7 196
CHILE	3 811	1 481	841
BOLIVIA	5 823	836	475
URUGUAY	488	333	190
ARGENTINA	5 443	3 355	1 894
CYPRUS	1 767	684	386
LEBANON	1 573	628	353
SYRIA	2 243	616	345
IRAQ	29 317	11 944	6 749
IRAN	27 711	12 485	7 199
ISRAEL	89 336	30 645	17 367
JORDAN	3 143	646	378
SAUDI ARABIA	15 765	6 958	3 900
KUWAIT	2 916	984	570
BAHRAIN	2 283	582	324
QATAR	2 095	457	258
ARAB EMIRAT	16 702	5 019	2 867
OMAN	596	296	164
PAKISTAN	5 180	2 336	1 333
INDIA	49 651	12 182	6 946
BANGLADESH	1 699	344	193
SRI LANKA	6 329	1 608	904
THAILAND	16 278	5 805	3 317
INDONESIA	25 504	7 417	4 156
MALAYSIA	9 697	4 299	2 430
SINGAPORE	47 026	16 952	9 588
PHILIPPINES	3 799	1 426	813
CHINA	152 156	36 490	20 748
NORTH KOREA	571	306	166
SOUTH KOREA	33 864	14 144	8 154
JAPAN	45 425	28 275	15 962
TAIWAN	30 385	13 992	7 961
HONG KONG	67 906	29 143	16 665
AUSTRALIA	31 513	13 638	7 721
NEW ZEALAND	6 743	2 955	1 676

575 OTH. PLASTIC, PRIMARY FORM

IMPORTS	12 114 599	3 348 932	1 908 672
FRANCE	1 830 804	579 928	331 100
BELGIUM LUX	1 787 934	535 115	304 902
NETHERLANDS	2 832 379	696 786	397 924

6 IMPORTS AND EXPORTS (SPECIAL TRADE) BY GROUPS OF THE SITC-REV. III AND BY COUNTRIES OF PRODUCTION AND CONSUMPTION 1988

GROUP COUNTRY	DT = 100 KG	1 000 DM	1 000 \$	GROUP COUNTRY	DT = 100 KG	1 000 DM	1 000 \$
ITALY	1 646 310	398 830	227 439	MAURITIUS	3 217	938	535
UNTD KINGDOM	617 328	253 279	144 343	ZAMBIA	2 585	1 059	617
IRELAND	10 695	7 797	4 440	ZIMBABWE	17 790	5 921	3 359
DENMARK	158 976	26 183	14 980	MALAWI	674	187	107
GREECE	305	113	62	REP S AFRICA	253 236	98 922	56 177
PORTUGAL	13 922	2 633	1 497	USA	486 088	262 077	149 068
SPAIN	127 545	32 051	18 149	CANADA	141 251	53 169	30 320
ICELAND	120	66	40	MEXICO	28 449	18 225	10 326
NORWAY	195 763	47 150	26 788	GUATEMALA	5 794	2 111	1 196
SWEDEN	151 056	36 199	20 615	HONDURAS	912	511	289
FINLAND	21 454	8 053	4 605	EL SALVADOR	3 045	766	441
SWITZERLAND	242 566	139 452	79 396	NICARAGUA	719	459	251
AUSTRIA	1 107 509	139 388	79 501	COSTA RICA	10 529	1 758	995
YUGOSLAVIA	85 661	3 629	2 031	PANAMA	349	174	97
SOVIET UNION	2 424	320	177	CUBA	2 239	995	560
POLAND	271 014	10 930	6 216	DOMINIC REP	3 198	1 270	721
CZECHOSLOVA	261 767	11 249	6 424	JAMAICA	1 195	358	203
HUNGARY	12 007	1 797	1 039	BARBADOS	388	137	73
ROMANIA	8 197	2 449	1 380	COLOMBIA	15 597	9 092	5 173
BULGARIA	2 001	405	226	VENEZUELA	36 386	26 784	15 167
MAURITIUS	850	277	157	SURINAME	1 013	141	83
REP S AFRICA	2 220	714	421	ECUADOR	10 281	3 185	1 808
USA	513 429	308 010	174 531	PERU	8 346	3 681	2 099
CANADA	9 797	3 526	2 019	BRAZIL	44 967	36 771	20 773
MEXICO	3 706	1 246	704	CHILE	14 559	8 708	4 931
BRAZIL	9 488	2 284	1 294	BOLIVIA	995	485	281
ARGENTINA	433	76	45	PARAGUAY	2 318	835	462
ISRAEL	14 281	4 645	2 654	URUGUAY	8 227	4 626	2 601
SAUDI ARABIA	511	108	61	ARGENTINA	67 793	26 667	15 125
SINGAPORE	945	500	276	CYPRUS	3 353	1 787	1 002
SOUTH KOREA	8 865	3 244	1 866	LEBANON	6 353	1 890	1 063
JAPAN	96 543	70 034	39 732	SYRIA	9 331	2 360	1 358
TAIWAN	24 358	8 876	5 066	IRAQ	12 083	7 298	4 105
HONG KONG	377	155	85	IRAN	45 123	18 669	10 648
AMER OCEANIA	14 632	532	314	ISRAEL	87 071	32 148	18 385
EXPORTS	18 927 993	6 364 571	3 628 074	JORDAN	7 991	2 753	1 562
FRANCE	2 762 590	771 562	440 921	SAUDI ARABIA	41 326	15 128	8 734
BELGIUM LUX	1 933 902	416 072	236 953	KUWAIT	7 657	3 498	1 987
NETHERLANDS	1 515 975	445 332	254 031	BAHRAIN	740	437	250
ITALY	2 859 027	935 845	534 651	QATAR	1 033	317	180
UNTD KINGDOM	1 369 921	462 852	263 846	ARAB EMIRAT	12 523	5 376	3 070
IRELAND	58 787	27 141	15 479	OMAN	1 393	663	373
DENMARK	429 998	139 038	79 386	NORTH YEMEN	2 857	997	563
GREECE	134 919	60 087	34 142	SOUTH YEMEN	1 223	247	142
PORTUGAL	127 548	56 030	32 018	AFGHANISTAN	35	87	51
SPAIN	443 021	214 183	122 432	PAKISTAN	28 239	11 504	6 507
CANARY IS	1 212	1 004	564	INDIA	38 201	16 661	9 444
ICELAND	11 523	3 026	1 719	BANGLADESH	10 147	3 628	2 066
NORWAY	118 086	42 523	24 244	SRI LANKA	2 977	1 079	603
SWEDEN	671 440	194 212	110 556	NEPAL	82	52	30
FINLAND	323 323	115 053	65 534	BURMA	6 810	1 659	953
SWITZERLAND	917 684	304 992	173 778	THAILAND	51 700	20 183	11 424
AUSTRIA	1 110 478	309 700	176 572	VIETNAM	1 145	289	167
ANDORRA	4 776	2 148	1 275	INDONESIA	125 381	42 371	24 059
MALTA	12 148	6 094	3 484	MALAYSIA	28 535	10 269	5 815
YUGOSLAVIA	253 573	109 151	61 898	BRUNEI	319	146	80
TURKEY	109 276	49 751	28 444	SINGAPORE	95 916	25 807	14 609
SOVIET UNION	383 633	181 873	103 803	PHILIPPINES	31 312	9 169	5 222
POLAND	164 446	57 529	32 668	MONGOLIA	6 214	1 444	857
CZECHOSLOVA	88 699	50 898	28 888	CHINA	70 593	23 426	13 346
HUNGARY	119 798	57 516	32 858	NORTH KOREA	913	348	191
ROMANIA	16 147	11 000	6 308	SOUTH KOREA	110 960	55 238	31 381
BULGARIA	72 423	29 712	17 000	JAPAN	210 647	165 857	94 607
ALBANIA	1 700	1 015	578	TAIWAN	161 899	69 145	39 096
MOROCCO	22 024	7 916	4 539	HONG KONG	156 503	49 154	27 749
ALGERIA	26 912	10 986	6 304	AUSTRALIA	91 507	42 566	24 082
TUNISIA	40 879	8 539	4 862	NEW ZEALAND	16 467	10 400	5 884
LIBYA	12 327	3 327	1 885	579 PLASTIC WASTE, SCRAP ETC			
EGYPT	67 968	23 551	13 483	IMPORTS	521 265	58 351	33 140
SUDAN	915	256	150	FRANCE	45 903	5 696	3 207
MALI	209	78	45	BELGIUM LUX	63 475	6 159	3 491
BURKINA FASO	174	83	49	NETHERLANDS	170 680	22 631	12 843
NIGER	443	249	142	ITALY	28 965	4 176	2 397
SENEGAL	1 564	399	229	UNTD KINGDOM	28 824	3 508	1 992
LIBERIA	332	236	131	DENMARK	20 484	1 722	978
IVORY COAST	9 302	3 105	1 774	SPAIN	3 703	419	236
GHANA	2 401	852	473	NORWAY	7 734	365	215
TOGO	131	96	52	SWEDEN	23 654	2 671	1 509
BENIN	1 485	480	272	FINLAND	2 374	202	113
NIGERIA	24 060	9 421	5 368	SWITZERLAND	23 521	2 862	1 628
CAMEROON	4 124	1 198	683	AUSTRIA	22 935	2 059	1 174
CENT AFR REP	143	129	70	YUGOSLAVIA	678	139	78
GABON	972	246	141	SOVIET UNION	2 953	352	201
CONGO	319	216	123	POLAND	2 302	914	519
ZAIRE	2 567	1 187	677	CZECHOSLOVA	55 501	2 208	1 257
RWANDA	3 164	903	518	HUNGARY	11 743	641	364
BURUNDI	651	226	132	REP S AFRICA	1 166	98	58
ANGOLA	2 487	1 543	851	USA	1 548	897	519
ETHIOPIA	3 096	965	532	CANADA	1 828	227	129
SOMALIA	805	218	121	CHINA	177	103	62
KENYA	14 348	5 091	2 872	JAPAN	589	160	91
UGANDA	1 344	464	267	TAIWAN	54	62	34
TANZANIA	3 115	1 048	573	EXPORTS	1 513 603	112 151	63 879
MADAGASCAR	1 780	754	425				
REUNION	2 571	1 072	627				

6 IMPORTS AND EXPORTS (SPECIAL TRADE) BY GROUPS OF THE SITC-REV. III AND BY COUNTRIES OF PRODUCTION AND CONSUMPTION 1988

GROUP COUNTRY	DT = 100 KG	1 000 DM	1 000 \$	GROUP COUNTRY	DT = 100 KG	1 000 DM	1 000 \$
FRANCE	38 003	6 543	3 788	ICELAND	3 414	2 077	1 179
BELGIUM LUX	186 530	13 316	7 610	NORWAY	17 699	10 790	6 136
NETHERLANDS	299 529	20 589	11 693	SWEDEN	19 483	21 919	12 501
ITALY	301 951	24 268	13 803	FINLAND	10 757	15 761	8 976
UNTD KINGDOM	12 264	1 643	960	SWITZERLAND	153 175	106 336	60 528
IRELAND	9 936	985	560	AUSTRIA	99 763	87 517	49 833
DENMARK	26 349	2 105	1 206	MALTA	158	330	185
GREECE	51 289	3 513	1 988	YUGOSLAVIA	5 204	13 101	7 387
PORTUGAL	15 356	1 505	854	TURKEY	2 182	4 699	2 739
SPAIN	13 486	1 089	617	SOVIET UNION	1 781	2 574	1 485
NORWAY	5 549	296	168	POLAND	369	1 393	801
SWEDEN	15 294	1 868	1 077	CZECHOSLOVA	1 493	1 933	1 081
FINLAND	1 100	153	89	HUNGARY	6 263	13 596	7 703
SWITZERLAND	126 508	8 565	4 858	ROMANIA	143	195	110
AUSTRIA	67 783	5 707	3 239	BULGARIA	507	756	424
YUGOSLAVIA	1 063	86	46	MOROCCO	106	70	36
TURKEY	22 954	964	553	ALGERIA	552	304	169
SOVIET UNION	452	65	37	TUNISIA	2 059	2 529	1 446
POLAND	2 154	147	78	LIBYA	13 086	6 050	2 866
CZECHOSLOVA	363	70	41	EGYPT	5 721	2 109	1 200
HUNGARY	404	99	55	SUDAN	1 454	519	290
EGYPT	2 164	227	135	MALI	1 788	530	296
NIGERIA	10 703	1 005	589	BURKINA FASO	915	418	240
ETHIOPIA	190	64	34	NIGER	990	406	235
USA	65 030	4 496	2 560	GUINEA	720	332	193
CANADA	219	111	65	LIBERIA	520	232	123
BRAZIL	436	57	32	GHANA	712	218	122
ARGENTINA	4 900	565	321	BENIN	798	250	138
CYPRUS	4 000	78	46	NIGERIA	5 203	2 953	1 675
SYRIA	1 887	92	54	CAMEROON	283	101	57
ISRAEL	1 347	155	88	CONGO	261	183	103
JORDAN	4 715	221	121	ZAIRE	184	99	54
SAUDI ARABIA	14 242	898	506	ANGOLA	357	109	65
ARAB EMIRAT	3 126	127	88	ETHIOPIA	3 046	1 096	624
AFGHANISTAN	1 528	136	79	KENYA	833	637	355
PAKISTAN	10 768	329	184	TANZANIA	1 198	467	262
INDIA	12 803	811	460	MOZAMBIQUE	168	54	32
INDONESIA	29 151	1 204	689	MADAGASCAR	93	53	31
MALAYSIA	1 428	154	89	REUNION	46	68	39
SINGAPORE	31 478	1 484	847	MAURITIUS	236	121	67
PHILIPPINES	15 222	453	258	REP S AFRICA	2 204	3 649	2 068
CHINA	622	76	41	USA	35 480	67 960	38 701
SOUTH KOREA	3 675	375	211	CANADA	4 855	10 180	5 814
JAPAN	392	469	259	MEXICO	533	982	550
TAIWAN	1 005	217	119	GUATEMALA	15	95	50
HONG KONG	91 629	4 422	2 500	EL SALVADOR	31	146	81
				NICARAGUA	651	221	126
				COSTA RICA	236	677	382
				CUBA	31	184	101
				HAITI	157	80	46
				BAHAMAS	21	115	66
				DOMINIC REP	150	251	142
				COLOMBIA	796	1 777	996
				VENEZUELA	1 013	3 384	1 960
				ECUADOR	105	269	154
				PERU	528	583	338
				BRAZIL	1 353	3 412	1 899
				CHILE	1 272	2 596	1 465
				BOLIVIA	62	234	129
				PARAGUAY	27	96	52
				URUGUAY	22	67	37
				ARGENTINA	286	904	498
				CYPRUS	581	733	405
				LEBANON	697	236	130
				IRAQ	9 300	2 580	1 453
				IRAN	683	1 084	583
				ISRAEL	2 170	3 503	1 996
				JORDAN	261	261	150
				SAUDI ARABIA	1 300	1 967	1 129
				KUWAIT	1 541	1 372	782
				BAHRAIN	103	250	142
				QATAR	81	82	46
				ARAB EMIRAT	3 500	2 104	1 185
				OMAN	254	129	73
				NORTH YEMEN	583	247	137
				SOUTH YEMEN	154	88	51
				PAKISTAN	91	256	146
				INDIA	1 471	8 633	4 973
				MALDIVES	42	75	44
				SRI LANKA	329	285	154
				NEPAL	98	58	33
				THAILAND	215	812	454
				VIETNAM	370	180	106
				KAMPUCHEA	350	131	78
				INDONESIA	862	925	502
				MALAYSIA	1 859	2 445	1 362
				SINGAPORE	1 783	2 101	1 202
				PHILIPPINES	213	374	203
				CHINA	305	734	412
				SOUTH KOREA	1 787	2 262	1 281
				JAPAN	5 237	10 763	6 095
				TAIWAN	660	672	380
				HONG KONG	999	1 586	892
				AUSTRALIA	2 448	8 616	4 890
				NEW ZEALAND	99	279	153
				FR POLYNESIA	34	85	50
581 PLASTIC TUBE, PIPE, HOSE							
IMPORTS	412 979	394 433	224 501				
FRANCE	53 860	52 988	30 262				
BELGIUM LUX	41 261	34 887	19 911				
NETHERLANDS	59 690	59 059	33 595				
ITALY	66 253	49 097	27 961				
UNTD KINGDOM	17 780	25 395	14 456				
IRELAND	874	3 194	1 810				
DENMARK	16 508	10 191	5 809				
GREECE	13 561	6 577	3 762				
PORTUGAL	116	443	249				
SPAIN	1 793	3 031	1 731				
NORWAY	3 379	1 338	742				
SWEDEN	16 562	18 723	10 699				
FINLAND	2 549	7 786	4 380				
SWITZERLAND	29 378	40 968	23 341				
AUSTRIA	75 653	45 995	26 092				
YUGOSLAVIA	1 154	545	309				
TURKEY	39	104	57				
HUNGARY	68	80	43				
REP S AFRICA	50	100	57				
USA	4 877	18 836	10 701				
CANADA	210	365	208				
BRAZIL	25	56	32				
ISRAEL	2 519	4 136	2 344				
SAUDI ARABIA	13	89	53				
THAILAND	853	610	342				
SINGAPORE	190	281	163				
CHINA	58	66	37				
SOUTH KOREA	119	602	339				
JAPAN	2 632	7 402	4 168				
TAIWAN	526	977	556				
HONG KONG	173	212	124				
AUSTRALIA	86	189	108				
EXPORTS	1 096 593	961 738	547 375				
FRANCE	161 464	115 933	66 150				
BELGIUM LUX	92 213	69 700	39 702				
NETHERLANDS	176 671	106 819	60 720				
ITALY	108 398	106 214	60 514				
UNTD KINGDOM	45 178	48 986	27 943				
IRELAND	3 601	2 243	1 275				
DENMARK	32 370	26 186	14 918				
GREECE	7 070	10 757	6 092				
PORTUGAL	5 381	5 770	3 284				
SPAIN	9 005	12 553	7 138				
CANARY IS	379	249	143				

## 6 IMPORTS AND EXPORTS (SPECIAL TRADE) BY GROUPS OF THE SITC-REV. III AND BY COUNTRIES OF PRODUCTION AND CONSUMPTION 1988

GROUP COUNTRY	DT = 100 KG	1 000 DM	1 000 \$	GROUP COUNTRY	DT = 100 KG	1 000 DM	1 000 \$
582 PLASTIC PLATE, SHEETS, ETC							
IMPORTS	4 520 870	2 937 114	1 673 220				
FRANCE	502 744	318 613	181 746	RHANDA	36	62	35
BELGIUM LUX	751 466	535 604	305 062	BURUNDI	102	119	69
NETHERLANDS	874 114	505 152	287 819	ANGOLA	53	164	92
ITALY	749 763	407 295	232 650	ETHIOPIA	508	578	333
UNTD KINGDOM	217 400	186 812	106 471	KENYA	1 038	1 184	675
IRELAND	22 034	36 864	21 005	UGANDA	1 341	673	383
DENMARK	100 017	43 374	24 673	TANZANIA	99	206	117
GREECE	3 093	1 045	612	MOZAMBIQUE	10	55	31
PORTUGAL	5 927	3 302	1 877	MADAGASCAR	36	56	31
SPAIN	40 346	22 149	12 571	REUNION	837	441	250
NORWAY	18 848	6 752	3 889	MAURITIUS	2 091	991	580
SWEDEN	81 202	42 063	24 028	ZAMBIA	251	188	106
FINLAND	62 580	29 412	16 774	ZIMBABWE	1 037	914	511
SWITZERLAND	240 698	157 056	89 240	MALAWI	76	69	38
AUSTRIA	398 344	180 922	102 924	REP S AFRICA	42 415	33 861	19 305
MALTA	49	264	148	USA	339 834	289 892	165 056
YUGOSLAVIA	27 275	9 844	5 650	CANADA	66 661	49 218	24 436
TURKEY	930	347	199	MEXICO	4 707	5 076	2 887
POLAND	29 898	6 168	3 491	GUATEMALA	615	608	348
CZECHOSLOVA	44 117	12 867	7 343	HONDURAS	124	68	36
HUNGARY	15 881	5 101	2 895	EL SALVADOR	226	218	123
BULGARIA	3 932	1 259	727	COSTA RICA	1 917	1 625	918
REP S AFRICA	109	78	45	PANAMA	469	358	203
USA	139 061	186 367	105 822	CUBA	249	418	232
CANADA	8 530	5 628	3 253	HAITI	34	54	30
BRAZIL	8 937	3 226	1 826	DOMINIC REP	154	181	104
ISRAEL	22 302	12 711	7 241	GUADELOUPE	41	61	33
SAUDI ARABIA	2 221	265	157	JAMAICA	109	57	32
INDIA	1 144	839	492	BARBADOS	84	86	48
THAILAND	245	77	42	TRINIDAD TOB	371	507	291
INDONESIA	4 973	2 297	1 274	NETH ANTILL	331	149	85
MALAYSIA	549	222	125	COLOMBIA	2 971	2 861	1 620
SINGAPORE	1 105	343	186	VENEZUELA	916	1 328	746
PHILIPPINES	2 199	615	348	ECUADOR	848	715	404
CHINA	974	501	279	PERU	561	873	494
SOUTH KOREA	26 336	13 664	7 780	BRAZIL	9 633	10 902	6 204
JAPAN	152 470	185 554	105 570	CHILE	3 767	3 726	2 084
TAIWAN	17 885	11 775	6 602	BOLIVIA	133	158	93
HONG KONG	725	406	220	URUGUAY	409	464	261
AUSTRALIA	97	87	51	ARGENTINA	2 267	2 285	1 290
NEW ZEALAND	164	80	47	CYPRUS	6 075	2 911	1 650
EXPORTS	7 522 229	5 119 231	2 918 415	LEBANON	2 985	1 573	891
FRANCE	1 341 500	879 273	501 930	SYRIA	5 131	1 303	740
BELGIUM LUX	512 909	321 776	183 624	IRAQ	6 166	4 759	2 691
NETHERLANDS	1 170 093	611 843	348 977	IRAN	18 505	9 827	5 599
ITALY	651 156	477 145	272 685	ISRAEL	25 028	20 771	11 472
UNTD KINGDOM	857 237	584 923	333 346	JORDAN	6 077	2 586	1 472
IRELAND	64 500	46 975	26 815	SAUDI ARABIA	47 710	25 516	14 551
DENMARK	285 387	158 905	90 726	KUWAIT	4 722	4 124	2 349
GREECE	39 169	25 574	14 529	BAHRAIN	740	649	366
PORTUGAL	55 347	50 978	29 079	QATAR	917	545	311
SPAIN	176 315	139 886	79 866	ARAB EMIRAT	4 519	4 214	2 363
CANARY IS	2 585	2 117	1 194	OMAN	3 647	3 262	1 868
ICELAND	5 660	4 495	2 552	NORTH YEMEN	1 885	1 500	880
FAROE IS	250	162	87	SOUTH YEMEN	551	299	170
NORWAY	56 553	40 509	23 124	AFGHANISTAN	236	274	150
SWEDEN	235 599	173 626	99 174	PAKISTAN	8 838	5 710	3 221
FINLAND	101 153	73 024	41 635	INDIA	8 227	10 861	6 164
SWITZERLAND	458 345	306 095	174 243	BANGLADESH	2 222	958	544
AUSTRIA	373 391	263 034	149 658	SRI LANKA	742	769	433
ANDORRA	312	277	157	THAILAND	10 239	9 719	5 501
MALTA	1 697	1 942	1 099	VIETNAM	203	90	51
YUGOSLAVIA	32 127	38 755	22 037	INDONESIA	8 969	8 582	4 822
TURKEY	45 067	20 212	11 526	MALAYSIA	5 974	5 451	3 070
SOVIET UNION	87 701	74 913	42 751	SINGAPORE	16 412	12 335	6 992
POLAND	17 753	17 743	10 165	PHILIPPINES	1 543	1 939	1 108
CZECHOSLOVA	12 225	17 777	10 066	CHINA	4 425	4 346	2 495
HUNGARY	19 169	22 295	12 680	NORTH KOREA	21	74	43
ROMANIA	3 345	4 277	2 409	SOUTH KOREA	21 622	23 408	13 334
BULGARIA	15 322	16 462	9 418	JAPAN	35 124	39 631	22 475
MOROCCO	3 107	2 361	1 336	TAIWAN	20 624	26 000	14 772
ALGERIA	2 286	2 039	1 140	HONG KONG	33 841	32 556	18 440
TUNISIA	7 996	4 531	2 601	AUSTRALIA	47 958	36 141	20 448
LIBYA	4 748	2 541	1 471	PAPUA NEW G	583	241	133
EGYPT	10 114	6 830	3 904	NEW ZEALAND	10 066	7 488	4 243
SUDAN	1 034	1 225	665	NEW CALEDON	95	106	58
MAURITANIA	47	66	38	FR POLYNESIA	121	122	69
MALI	257	210	119	583 MONOFILAMENT OF PLASTICS			
BURKINA FASO	71	62	35	IMPORTS	197 457	118 634	67 741
NIGER	88	120	64	FRANCE	53 513	29 427	16 960
CHAD	74	72	41	BELGIUM LUX	9 929	7 680	4 413
SENEGAL	434	168	96	NETHERLANDS	7 448	4 624	2 634
SIERRA LEONE	73	98	56	ITALY	32 634	17 476	9 851
LIBERIA	272	173	96	UNTD KINGDOM	12 336	8 673	4 912
IVORY COAST	1 879	965	553	IRELAND	27	170	94
GHANA	375	515	303	DENMARK	2 512	2 860	1 633
TOGO	31	73	40	PORTUGAL	1 123	1 453	836
NIGERIA	5 636	4 629	2 589	SPAIN	4 024	1 407	804
CAMEROON	292	268	152	SWEDEN	539	313	174
CONGO	282	131	74	FINLAND	116	117	65
ZAIRE	676	517	291	SWITZERLAND	15 103	10 851	6 179
				AUSTRIA	52 740	25 476	14 534
				CZECHOSLOVA	40	53	30
				BULGARIA	78	109	61



6 IMPORTS AND EXPORTS (SPECIAL TRADE) BY GROUPS OF THE SITC-REV. III AND BY COUNTRIES OF PRODUCTION AND CONSUMPTION 1988

GROUP COUNTRY	DT = 100 KG	1 000 DM	1 000 \$	GROUP COUNTRY	DT = 100 KG	1 000 DM	1 000 \$
USA	2 058	4 401	2 568	REP S AFRICA	1 327	435	248
CANADA	675	189	110	USA	17 301	23 473	13 552
COSTA RICA	8	55	30	ISRAEL	48	109	60
ISRAEL	1 135	616	343	CHINA	1 201	924	519
JAPAN	899	1 449	829	SOUTH KOREA	384	315	182
TAIWAN	356	1 072	593	JAPAN	4 536	11 277	6 460
EXPORTS	1 089 596	717 755	408 826	TAIWAN	65	109	62
FRANCE	187 556	101 898	58 075	AUSTRALIA	126	318	175
BELGIUM LUX	84 351	67 728	38 568	NEW ZEALAND	38	97	52
NETHERLANDS	130 568	91 707	52 300	EXPORTS	1 713 826	1 967 459	1 133 043
ITALY	25 397	27 656	15 846	FRANCE	411 193	490 685	281 797
UNTD KINGDOM	274 968	198 424	112 789	BELGIUM LUX	63 766	73 645	42 823
IRELAND	13 194	4 121	2 330	NETHERLANDS	176 981	112 274	65 018
DENMARK	32 676	24 189	13 825	ITALY	125 044	113 067	65 644
GREECE	4 065	3 262	1 850	UNTD KINGDOM	93 451	125 324	71 741
PORTUGAL	1 584	1 692	974	IRELAND	6 102	7 432	4 337
SPAIN	37 756	26 186	14 895	DENMARK	25 136	33 054	19 245
CANARY IS	752	838	481	GREECE	26 917	39 660	23 136
CEUTA MEL	22	52	30	PORTUGAL	29 225	32 748	18 875
ICELAND	765	749	430	SPAIN	51 911	62 304	35 743
NORWAY	4 787	5 416	3 125	CANARY IS	857	499	287
SWEDEN	12 268	13 502	7 735	ICELAND	60	111	63
FINLAND	5 464	5 096	2 905	NORWAY	7 864	9 731	5 658
SWITZERLAND	82 274	60 134	34 356	SWEDEN	15 725	24 366	14 225
AUSTRIA	63 868	42 676	24 243	FINLAND	8 968	10 778	6 288
MALTA	234	256	144	SWITZERLAND	39 530	46 774	26 725
YUGOSLAVIA	605	1 263	722	AUSTRIA	49 244	41 955	24 195
TURKEY	1 481	2 070	1 195	MALTA	297	462	262
SOVIET UNION	279	309	179	YUGOSLAVIA	12 170	16 947	9 638
POLAND	131	255	144	TURKEY	10 070	10 743	6 276
CZECHOSLOVA	366	510	286	SOVIET UNION	53 169	106 101	62 876
HUNGARY	409	878	514	POLAND	42 489	51 495	30 049
BULGARIA	493	649	365	CZECHOSLOVA	4 598	10 931	6 332
ALGERIA	249	269	156	HUNGARY	4 316	7 317	4 255
LIBYA	220	185	104	ROMANIA	7 424	4 143	2 358
EGYPT	283	192	111	BULGARIA	10 020	13 176	7 732
NIGERIA	140	135	78	ALBANIA	283	424	246
MAURITIUS	110	85	48	MOROCCO	10 471	11 301	6 488
REP S AFRICA	1 404	1 988	1 118	ALGERIA	1 131	1 562	896
USA	20 847	14 439	8 210	TUNISIA	609	639	353
CANADA	4 053	2 772	1 562	LIBYA	2 285	4 405	2 512
MEXICO	138	387	220	EGYPT	9 592	17 015	9 725
EL SALVADOR	26	55	31	SUDAN	6 699	9 932	5 446
TRINIDAD TOB	94	51	30	MAURITANIA	51	136	79
VENEZUELA	120	260	152	MALI	355	679	378
BRAZIL	2 391	2 434	1 360	BURKINA FASO	644	280	149
CHILE	307	348	195	CAPE VERDE	70	119	65
ARGENTINA	59	80	43	SENEGAL	321	513	291
CYPRUS	61	73	39	LIBERIA	191	210	119
IRAQ	109	228	127	IVORY COAST	1 144	2 437	1 416
IRAN	196	157	88	GHANA	436	652	372
ISRAEL	897	965	554	TOGO	513	1 147	638
SAUDI ARABIA	431	525	290	BENIN	162	302	177
KUWAIT	72	75	42	NIGERIA	1 203	1 203	672
ARAB EMIRAT	347	387	219	CAMEROON	2 000	1 716	951
PAKISTAN	28	66	37	GABON	246	304	171
INDIA	30	83	45	CONGO	91	100	55
SRI LANKA	70	142	79	ZAIRE	180	223	122
THAILAND	315	339	191	RWANDA	211	132	76
INDONESIA	273	237	130	BURUNDI	230	383	215
MALAYSIA	703	253	134	ANGOLA	1 160	295	167
SINGAPORE	1 274	1 096	628	ETHIOPIA	8 688	8 683	5 116
PHILIPPINES	182	204	115	SOMALIA	371	505	290
CHINA	105	135	80	KENYA	13 489	10 883	6 261
SOUTH KOREA	1 110	1 401	808	UGANDA	51	149	88
JAPAN	1 056	1 542	862	TANZANIA	12 951	13 318	7 567
TAIWAN	1 872	1 101	621	MOZAMBIQUE	229	892	519
HONG KONG	1 020	752	429	REUNION	1 600	772	428
AUSTRALIA	1 811	1 649	936	MAURITIUS	382	704	404
NEW ZEALAND	181	235	135	COMOROS	245	317	185
591 INSECTICIDES, ETC.				ZAMBIA	242	342	195
IMPORTS	546 214	629 875	364 287	ZIMBABWE	710	2 021	1 126
FRANCE	136 851	150 073	87 191	REP S AFRICA	10 392	22 533	12 621
BELGIUM LUX	50 194	64 791	37 425	USA	52 525	57 360	32 976
NETHERLANDS	68 772	62 014	35 999	CANADA	9 719	11 354	6 764
ITALY	14 775	19 768	11 102	MEXICO	3 200	7 616	4 370
UNTD KINGDOM	98 662	102 252	58 892	GUATEMALA	6 708	7 362	4 162
IRELAND	547	1 102	626	BELIZE	165	196	112
DENMARK	8 497	2 838	1 660	HONDURAS	2 151	2 555	1 446
GREECE	183	571	330	EL SALVADOR	1 284	1 880	1 087
PORTUGAL	147	103	57	NICARAGUA	4 006	3 362	1 928
SPAIN	952	882	497	COSTA RICA	3 601	3 910	2 241
NORWAY	1 530	507	287	PANAMA	885	1 231	715
SWEDEN	3 187	6 097	3 434	CUBA	8 189	6 738	3 953
FINLAND	1 446	1 085	629	HAITI	432	93	52
SWITZERLAND	99 663	164 310	95 245	DOMINIC REP	2 098	1 610	927
AUSTRIA	22 327	12 097	7 081	GUADELOUPE	57	116	68
YUGOSLAVIA	3 068	1 489	882	DOMINICA	87	160	91
CZECHOSLOVA	1 859	388	222	MARTINIQUE	85	208	119
HUNGARY	2 172	1 096	643	JAMAICA	271	309	175
BULGARIA	5 983	1 137	651	ST LUCIA	59	96	57
KENYA	102	84	47	ST VINCENT	53	87	52
				BARBADOS	204	245	137
				TRINIDAD TOB	959	1 290	731
				GRENADA	41	76	44

6 IMPORTS AND EXPORTS (SPECIAL TRADE) BY GROUPS OF THE SITC-REV. III AND BY COUNTRIES OF PRODUCTION AND CONSUMPTION 1988

GROUP COUNTRY	DT = 100 KG	1 000 DM	1 000 \$	GROUP COUNTRY	DT = 100 KG	1 000 DM	1 000 \$
NETH ANTILL	48	118	67	PORTUGAL	25 027	8 380	4 780
COLOMBIA	4 588	8 866	4 992	SPAIN	85 271	34 431	19 441
VENEZUELA	8 503	7 645	4 390	CANARY IS	883	209	118
SURINAME	553	1 091	621	ICELAND	3 886	933	535
ECUADOR	2 724	3 732	2 074	NORWAY	38 555	9 737	5 503
PERU	9 240	11 811	6 687	SWEDEN	302 890	35 428	20 247
BRAZIL	992	3 011	1 704	FINLAND	292 150	26 225	14 972
CHILE	8 882	15 968	9 036	SWITZERLAND	243 186	50 683	28 901
BOLIVIA	495	277	156	AUSTRIA	75 934	39 391	22 380
PARAGUAY	896	1 425	802	MALTA	9 176	1 026	586
URUGUAY	1 674	2 571	1 441	YUGOSLAVIA	37 241	13 492	7 686
ARGENTINA	7 316	10 337	5 832	TURKEY	36 246	5 086	2 900
CYPRUS	836	1 324	762	SOVIET UNION	71 822	24 269	13 881
LEBANON	807	666	384	POLAND	8 299	4 364	2 481
SYRIA	2 126	3 785	2 226	CZECHOSLOVA	7 786	5 174	2 930
IRAQ	273	1 537	908	HUNGARY	11 932	7 472	4 265
IRAN	10 504	19 030	10 987	ROMANIA	3 468	1 366	779
ISRAEL	5 388	9 208	5 251	BULGARIA	5 315	2 573	1 533
JORDAN	2 707	2 464	1 378	ALBANIA	211	171	96
SAUDI ARABIA	13 559	23 236	13 039	MOROCCO	1 634	801	449
KUWAIT	1 019	874	499	ALGERIA	5 251	2 267	1 292
BAHRAIN	106	105	58	TUNISIA	2 389	815	461
QATAR	218	285	162	LIBYA	1 581	877	507
ARAB EMIRAT	1 301	2 023	1 163	EGYPT	4 807	1 774	1 027
OMAN	850	1 121	618	SUDAN	5 415	1 288	722
NORTH YEMEN	919	1 116	644	BURKINA FASO	364	71	42
SOUTH YEMEN	372	257	146	SENEGAL	249	235	126
PAKISTAN	20 426	25 726	14 921	LIBERIA	1 149	130	73
INDIA	654	324	181	IVORY COAST	1 315	305	174
BANGLADESH	2 539	1 669	943	GHANA	2 081	730	410
SRI LANKA	6 378	4 449	2 519	TOGO	168	113	62
THAILAND	22 844	15 660	8 939	NIGERIA	14 277	2 691	1 511
VIETNAM	50	161	89	CAMERDON	4 349	1 493	824
INDONESIA	13 280	12 534	7 012	GABON	824	349	201
MALAYSIA	5 851	6 301	3 634	CONGO	176	56	34
SINGAPORE	2 160	1 470	835	ZAIRE	3 226	1 532	884
PHILIPPINES	5 038	7 826	4 422	RWANDA	180	96	51
MONGOLIA	61	145	83	BURUNDI	92	61	33
CHINA	1 265	1 299	756	ANGOLA	1 391	1 309	714
NORTH KOREA	700	442	261	ETHIOPIA	1 705	333	186
SOUTH KOREA	9 642	6 927	3 998	SOMALIA	1 400	59	33
JAPAN	48 887	48 909	27 706	KENYA	1 033	406	237
TAIWAN	11 295	13 151	7 455	TANZANIA	2 122	496	281
HONG KONG	659	982	555	MADAGASCAR	387	152	86
AUSTRALIA	8 652	9 953	5 601	REUNION	823	427	245
NEW ZEALAND	3 061	4 104	2 320	MAURITIUS	123	85	46
NEW CALEDON	65	84	47	ZAMBIA	561	161	90
FR POLYNESIA	214	307	177	ZIMBABWE	269	70	40
592 STARCHES, INULIN, ETC.				REP S AFRICA	42 692	7 432	4 200
IMPORTS	3 016 798	733 823	417 279	USA	262 649	54 110	30 653
FRANCE	673 261	151 852	86 312	CANADA	47 070	9 863	5 590
BELGIUM LUX	237 750	67 650	38 635	MEXICO	1 447	1 340	764
NETHERLANDS	1 437 153	214 010	122 011	GUATEMALA	456	273	154
ITALY	62 898	15 762	8 984	HONDURAS	75	71	41
UNTD KINGDOM	39 740	25 362	14 419	EL SALVADOR	315	198	111
IRELAND	24 278	31 821	17 836	COSTA RICA	331	371	209
DENMARK	151 175	29 917	17 044	CUBA	1 570	1 037	572
SPAIN	5 003	3 401	1 925	HAITI	192	88	52
NORWAY	80	129	71	DOMINIC REP	524	245	137
SWEDEN	49 852	12 471	7 112	GUADELOUPE	58	58	34
FINLAND	15 586	2 226	1 273	JAMAICA	736	254	145
SWITZERLAND	50 713	27 844	15 874	BARBADOS	96	78	44
AUSTRIA	26 559	6 155	3 520	TRINIDAD TOB	196	83	49
YUGOSLAVIA	727	126	69	NETH ANTILL	152	71	40
SOVIET UNION	8 745	4 257	2 408	COLOMBIA	816	954	540
POLAND	35 528	23 353	13 252	VENEZUELA	4 598	2 002	1 125
CZECHOSLOVA	9 949	2 749	1 551	ECUADOR	841	572	324
HUNGARY	267	108	60	PERU	6 653	945	539
BULGARIA	1 444	840	454	BRAZIL	1 427	1 591	899
REP S AFRICA	183	67	37	CHILE	2 398	967	552
USA	47 738	53 725	30 410	BOLIVIA	386	217	126
CANADA	1 222	655	384	PARAGUAY	290	69	38
COLOMBIA	2 847	2 060	1 198	URUGUAY	122	293	169
BRAZIL	10 513	5 440	3 116	ARGENTINA	697	713	400
URUGUAY	112	94	57	CYPRUS	13 859	1 621	910
ISRAEL	567	119	65	LEBANON	1 723	757	434
PAKISTAN	790	484	266	SYRIA	572	301	171
INDIA	158	76	40	IRAQ	3 068	1 001	567
THAILAND	54 552	4 888	2 755	IRAN	2 963	866	495
CHINA	12 404	2 573	1 471	ISRAEL	19 129	4 994	2 829
JAPAN	1 859	8 012	4 537	JORDAN	2 243	718	412
TAIWAN	1 488	1 040	581	SAUDI ARABIA	18 880	7 612	4 357
NEW ZEALAND	50 544	34 228	19 367	KUWAIT	3 170	2 241	1 273
EXPORTS	4 732 304	1 055 947	600 704	BAHRAIN	1 839	257	150
FRANCE	500 753	137 641	78 446	QATAR	1 103	433	246
BELGIUM LUX	150 259	82 361	46 885	ARAB EMIRAT	10 778	2 188	1 243
NETHERLANDS	658 518	104 329	59 373	OMAN	282	283	163
ITALY	320 292	112 306	64 025	NORTH YEMEN	5 007	943	534
UNTD KINGDOM	425 543	78 887	44 885	SOUTH YEMEN	6 825	337	191
IRELAND	18 105	4 410	2 520	PAKISTAN	1 968	1 000	572
DENMARK	168 921	29 104	16 669	INDIA	6 647	406	224
GREECE	29 945	11 353	6 472	BANGLADESH	8 797	677	389
				SRI LANKA	1 004	253	146
				BURMA	512	231	131
				THAILAND	40 900	4 486	2 542
				INDONESIA	47 005	5 677	3 179
				MALAYSIA	26 002	1 761	1 005

6 IMPORTS AND EXPORTS (SPECIAL TRADE) BY GROUPS OF THE SITC-PEV. III AND BY COUNTRIES OF PRODUCTION AND CONSUMPTION 1988

GROUP COUNTRY	DT = 100 KG	1 000 DM	1 000 \$	GROUP COUNTRY	DT = 100 KG	1 000 DM	1 000 \$
SINGAPORE	56 251	5 496	3 087	597 PREPRD ADDITIVES, LIQUIDS			
PHILIPPINES	2 923	777	433	IMPORTS	1 945 153	497 035	282 292
CHINA	717	466	267	FRANCE	486 998	144 835	82 287
SOUTH KOREA	19 512	11 968	6 799	BELGIUM LUX	473 884	115 877	65 928
JAPAN	167 801	40 640	22 908	NETHERLANDS	446 686	67 703	38 030
TAIWAN	213 779	7 381	4 247	ITALY	57 279	16 813	9 619
HONG KONG	50 131	7 184	4 070	UNTD KINGDOM	312 805	79 288	45 141
AUSTRALIA	29 365	7 244	4 088	IRELAND	494	762	430
NEW ZEALAND	5 142	1 114	629	DENMARK	20 769	6 571	3 776
FIJI	283	116	66	SPAIN	499	203	111
593 EXPLOSIVES, PYROTECHNICS				NORWAY	443	199	113
IMPORTS	125 090	118 332	67 005	SWEDEN	4 038	1 292	731
FRANCE	1 954	15 038	8 544	FINLAND	1 350	513	286
BELGIUM LUX	3 219	6 984	4 043	SWITZERLAND	35 836	17 292	9 840
NETHERLANDS	8 160	20 051	11 441	AUSTRIA	9 918	4 637	2 643
ITALY	4 856	7 061	3 972	YUGOSLAVIA	280	61	34
UNTD KINGDOM	3 892	10 536	6 067	POLAND	3 791	460	253
DENMARK	32	60	34	HUNGARY	1 626	367	205
SPAIN	336	628	361	REP S AFRICA	1 130	450	259
NORWAY	3 525	9 665	5 557	USA	85 197	35 224	19 955
SWEDEN	954	1 973	1 129	CANADA	227	86	49
FINLAND	917	914	522	MEXICO	202	120	68
SWITZERLAND	352	5 789	3 286	BRAZIL	146	66	37
AUSTRIA	52	614	341	JAPAN	1 338	4 183	2 366
YUGOSLAVIA	12 793	3 008	1 705	EXPORTS	2 890 485	970 649	551 676
POLAND	7 290	1 102	626	FRANCE	258 078	84 779	48 298
CZECHOSLOVA	3 887	702	399	BELGIUM LUX	228 669	65 786	37 369
USA	327	2 648	1 484	NETHERLANDS	180 982	53 972	30 663
BRAZIL	203	205	118	ITALY	357 050	111 365	63 867
CHINA	70 802	30 104	16 666	UNTD KINGDOM	193 639	68 688	39 093
JAPAN	135	440	258	IRELAND	5 115	2 254	1 285
TAIWAN	795	455	255	DENMARK	65 054	21 869	12 384
HONG KONG	428	197	109	GREECE	25 771	9 337	5 299
EXPORTS	120 239	148 011	83 834	PORTUGAL	27 418	8 425	4 814
FRANCE	3 249	6 878	3 942	SPAIN	64 089	23 281	13 303
BELGIUM LUX	13 307	6 301	3 571	CANARY IS	1 111	338	191
NETHERLANDS	5 542	9 171	5 222	CEUTA MEL	1 111	58	32
ITALY	18 246	20 251	11 287	ICELAND	1 453	442	248
UNTD KINGDOM	9 369	12 964	7 243	NORWAY	56 525	16 402	9 245
IRELAND	50	108	60	SWEDEN	153 185	47 733	26 962
DENMARK	2 662	5 101	2 857	FINLAND	69 792	23 001	12 963
GREECE	277	824	477	SWITZERLAND	98 235	35 158	19 898
PORTUGAL	168	935	533	AUSTRIA	123 285	42 305	23 940
SPAIN	4 837	3 032	1 710	MALTA	406	221	126
CANARY IS	74	62	36	YUGOSLAVIA	85 629	33 052	18 772
ICELAND	155	354	204	TURKEY	51 438	17 206	9 799
NORWAY	3 223	9 102	5 211	SOVIET UNION	146 811	51 085	29 284
SWEDEN	2 622	8 403	4 789	POLAND	35 447	12 703	7 218
FINLAND	1 109	2 384	1 347	CZECHOSLOVA	26 061	9 091	5 176
SWITZERLAND	4 406	10 261	5 913	HUNGARY	20 305	6 976	4 004
AUSTRIA	13 503	16 837	9 580	ROMANIA	16 568	6 553	3 773
YUGOSLAVIA	138	160	89	BULGARIA	11 239	4 957	2 825
TURKEY	702	808	446	ALBANIA	674	137	75
SOVIET UNION	17	62	38	MOROCCO	8 412	2 567	1 455
CZECHOSLOVA	5 093	1 771	980	ALGERIA	5 601	1 117	635
MOROCCO	26	97	52	TUNISIA	3 540	1 054	608
LIBYA	2 208	2 503	1 395	LIBYA	1 496	1 020	590
SUDAN	431	180	103	EGYPT	7 191	2 515	1 397
CAPE VERDE	35	177	101	SUDAN	568	177	101
GHANA	381	216	126	SENEGAL	324	132	76
TOGO	29	124	75	LIBERIA	170	80	43
NIGERIA	9 685	8 532	4 810	GHANA	120	69	39
CAMEROON	999	393	222	TOGO	191	99	57
CONGO	128	86	50	NIGERIA	2 128	792	443
ZAIRE	2 157	1 304	777	CAMEROON	811	245	140
TANZANIA	411	248	147	GABON	153	59	35
REP S AFRICA	167	353	196	ZAIRE	363	180	103
USA	1 998	5 157	2 935	ANGOLA	157	79	45
CANADA	231	1 014	575	ETHIOPIA	4 785	1 019	570
PERU	23	197	110	SOMALIA	217	88	49
CHILE	22	86	48	KENYA	4 934	1 363	785
CYPRUS	178	273	155	TANZANIA	360	131	73
SYRIA	221	338	193	MADAGASCAR	73	88	48
ISRAEL	458	586	341	REUNION	124	56	31
ARAB EMIRAT	24	73	41	MAURITIUS	352	148	82
OMAN	7	73	40	ZIMBABWE	2 976	1 027	591
NORTH YEMEN	4 306	1 140	664	REP S AFRICA	22 445	9 983	5 644
SOUTH YEMEN	1 039	770	427	BOTSWANA	162	63	35
PAKISTAN	202	141	80	USA	48 449	19 905	11 320
INDIA	59	231	127	CANADA	12 821	4 307	2 442
SRI LANKA	3 670	1 613	940	MEXICO	3 076	1 787	1 009
BURMA	400	93	55	GUATEMALA	164	169	98
THAILAND	284	940	512	HONDURAS	300	132	73
MALAYSIA	30	206	118	COSTA RICA	316	78	45
SINGAPORE	398	2 076	1 178	PANAMA	466	194	112
SOUTH KOREA	74	697	375	DOMINIC REP	243	71	42
TAIWAN	357	344	200	MARTINIQUE	105	66	35
HONG KONG	93	255	146	NETH ANTILL	1 278	506	287
AUSTRALIA	322	1 094	631	COLOMBIA	3 525	1 388	788
NEW ZEALAND	46	140	78	VENEZUELA	3 914	2 808	1 580
SHIPS SUPPL	140	84	46	ECUADOR	700	244	138
				PERU	2 268	1 195	681
				BRAZIL	12 218	5 510	3 111

6 IMPORTS AND EXPORTS (SPECIAL TRADE) BY GROUPS OF THE SITC-REV. III AND BY COUNTRIES OF PRODUCTION AND CONSUMPTION 1988

GROUP COUNTRY	DT = 100 KG	1 000 DM	1 000 \$	GROUP COUNTRY	DT = 100 KG	1 000 DM	1 000 \$
CHILE	3 377	1 393	787	DENMARK	666 486	109 138	62 117
BOLIVIA	292	106	55	GREECE	133 068	60 426	34 436
PARAGUAY	130	87	48	PORTUGAL	140 004	61 620	35 202
URUGUAY	7 760	2 156	1 216	SPAIN	580 070	213 142	121 713
ARGENTINA	12 158	4 291	2 461	CANARY IS	2 496	525	295
CYPRUS	841	338	189	ICELAND	5 827	1 848	1 056
LEBANON	1 609	592	339	NORWAY	410 444	61 435	35 089
SYRIA	2 288	2 995	1 676	SWEDEN	620 086	166 906	95 271
IRAQ	3 007	1 914	1 093	FINLAND	280 241	85 400	48 728
IRAN	18 452	7 222	4 023	SWITZERLAND	2 532 816	327 795	186 725
ISRAEL	9 604	4 784	2 721	AUSTRIA	1 486 741	308 300	175 712
JORDAN	392	199	116	ANDORRA	73	151	77
SAUDI ARABIA	12 159	4 246	2 455	MALTA	3 016	3 085	1 772
KUWAIT	257	129	70	YUGOSLAVIA	221 698	93 043	52 906
QATAR	655	178	97	TURKEY	166 216	50 181	28 718
ARAB EMIRAT	900	504	279	SOVIET UNION	205 317	88 337	50 422
NORTH YEMEN	360	117	66	POLAND	144 859	44 259	25 030
AFGHANISTAN	922	497	289	CZECHOSLOVA	95 778	50 053	28 516
PAKISTAN	21 644	6 140	3 466	HUNGARY	150 950	51 664	29 467
INDIA	22 314	7 641	4 342	ROMANIA	85 501	25 253	14 402
BANGLADESH	4 641	1 136	647	BULGARIA	102 428	38 563	21 865
SRI LANKA	1 202	320	179	ALBANIA	3 866	1 038	574
BURMA	355	63	37	MOROCCO	32 424	8 618	4 907
THAILAND	22 854	6 096	3 467	ALGERIA	63 035	18 827	10 784
INDONESIA	12 191	4 685	2 632	TUNISIA	31 884	7 266	4 163
MALAYSIA	1 566	670	375	LIBYA	25 842	7 761	4 396
SINGAPORE	51 160	11 383	6 368	EGYPT	50 251	19 173	10 925
PHILIPPINES	5 050	1 511	852	SUDAN	2 569	934	541
CHINA	7 288	2 758	1 586	MALI	535	388	222
SOUTH KOREA	63 680	20 763	11 766	BURKINA FASO	1 598	450	259
JAPAN	43 623	17 834	10 093	NIGER	1 625	1 403	811
TAIWAN	51 876	22 075	12 464	SENEGAL	14 881	1 769	1 009
HONG KONG	27 954	9 073	5 121	SIERRA LEONE	283	103	58
AUSTRALIA	11 809	5 236	2 950	LIBERIA	245	186	106
NEW ZEALAND	3 207	1 312	720	IVORY COAST	11 781	3 014	1 701
				GHANA	3 294	1 084	599
				TOGO	640	195	109
				BENIN	864	437	244
				NIGERIA	26 717	11 150	6 244
				CAMEROON	2 375	1 816	1 030
				CENT AFR REP	265	257	144
				GABON	933	115	62
				CONGO	927	862	490
				ZAIRE	8 335	3 870	2 195
				RWANDA	668	325	180
				BURUNDI	409	255	145
				ANGOLA	1 975	1 018	573
				ETHIOPIA	3 346	2 033	1 170
				SOMALIA	159	65	36
				KENYA	12 088	3 872	2 192
				UGANDA	144	86	48
				TANZANIA	2 065	973	555
				MOZAMBIQUE	194	233	129
				MADAGASCAR	2 821	1 550	878
				REUNION	2 226	498	276
				MAURITIUS	2 242	958	539
				ZAMBIA	5 826	2 286	1 296
				ZIMBABWE	6 080	2 739	1 550
				MALAWI	366	303	170
				REP S AFRICA	126 453	68 328	38 834
				BOTSWANA	696	137	77
				USA	1 552 459	427 170	242 361
				CANADA	70 113	49 842	28 347
				MEXICO	26 864	17 701	10 067
				GUATEMALA	2 535	2 222	1 261
				HONDURAS	1 932	1 028	587
				EL SALVADOR	2 236	1 213	693
				NICARAGUA	1 166	2 013	1 096
				COSTA RICA	5 498	2 746	1 577
				PANAMA	430	838	471
				CUBA	5 073	3 862	2 189
				HAITI	253	134	75
				DOMINIC REP	1 990	1 498	860
				GUADELOUPE	98	107	62
				MARTINIQUE	67	89	51
				JAMAICA	767	526	305
				BARBADOS	629	176	99
				TRINIDAD TOB	4 813	910	503
				NETH ANTILL	60	147	83
				COLOMBIA	30 654	12 421	7 085
				VENEZUELA	56 578	24 520	13 815
				GUYANA	240	74	40
				SURINAME	81	55	33
				ECUADOR	8 996	4 272	2 444
				PERU	14 562	8 516	4 864
				BRAZIL	698 376	34 495	19 589
				CHILE	19 861	10 451	5 916
				BOLIVIA	1 376	742	431
				PARAGUAY	1 335	889	514
				URUGUAY	9 202	4 081	2 317
				ARGENTINA	25 873	12 195	6 887
				CYPRUS	5 237	2 568	1 458
				LEBANON	4 490	2 088	1 193
				SYRIA	8 666	3 531	2 006
				IRAQ	70 313	28 935	16 519
				IRAN	100 905	25 321	14 533
				ISRAEL	92 710	49 758	28 292
598 MISC. CHEMICAL PRODS. NES							
IMPORTS	13 466 067	2 523 327	1 438 036				
FRANCE	2 801 968	316 335	180 333				
BELGIUM LUX	2 330 923	291 571	167 360				
NETHERLANDS	3 908 049	401 842	229 053				
ITALY	328 595	116 839	66 621				
UNTD KINGDOM	520 382	259 140	147 302				
IRELAND	7 806	35 415	20 410				
DENMARK	115 061	29 840	17 039				
GREECE	13 419	2 091	1 196				
PORTUGAL	208 000	26 746	15 305				
SPAIN	168 685	31 981	18 207				
ICELAND	54 926	4 394	2 513				
NORWAY	213 895	18 825	10 780				
SWEDEN	385 790	53 392	30 440				
FINLAND	94 730	17 885	10 198				
SWITZERLAND	461 959	140 084	79 830				
AUSTRIA	291 380	54 701	31 063				
MALTA	6	280	166				
YUGOSLAVIA	214 093	21 625	12 355				
TURKEY	915	147	83				
SOVIET UNION	96 531	6 243	3 591				
POLAND	59 077	3 429	1 967				
CZECHOSLOVA	59 681	11 139	6 385				
HUNGARY	15 247	1 570	905				
ROMANIA	20 447	2 661	1 506				
BULGARIA	1 753	217	128				
EGYPT	2 327	314	185				
REP S AFRICA	5 560	1 402	796				
USA	414 346	436 116	247 306				
CANADA	49 718	21 961	12 601				
MEXICO	6 743	787	457				
HONDURAS	20 700	2 302	1 317				
NICARAGUA	1 263	141	83				
CAYMAN IS	9 805	1 407	788				
BARBADOS	136	467	275				
COLOMBIA	24	176	94				
BRAZIL	130 088	21 619	12 301				
CHILE	142	87	51				
ARGENTINA	16 518	2 404	1 351				
ISRAEL	466	1 529	863				
MALAYSIA	115 234	21 027	12 006				
PHILIPPINES	1 956	367	203				
CHINA	221 353	24 243	13 717				
SOUTH KOREA	32 633	4 144	2 387				
JAPAN	43 163	130 456	74 267				
TAIWAN	4 936	1 121	628				
HONG KONG	13 205	1 936	1 097				
AUSTRALIA	27	494	285				
NEW ZEALAND	28	156	86				
EXPORTS	28 379 961	6 197 946	3 531 549				
FRANCE	3 680 411	682 625	389 821				
BELGIUM LUX	3 595 556	479 929	273 469				
NETHERLANDS	5 010 227	440 572	251 285				
ITALY	2 246 501	629 040	359 597				
UNTD KINGDOM	1 739 738	444 125	253 211				
IRELAND	26 003	18 342	10 433				

## 6 IMPORTS AND EXPORTS (SPECIAL TRADE / BY GROUPS OF THE SITC-REV. III AND BY COUNTRIES OF PRODUCTION AND CONSUMPTION 1988

GROUP COUNTRY	DT = 100 KG	1 000 DM	1 000 \$	GROUP COUNTRY	DT = 100 KG	1 000 DM	1 000 \$
JORDAN	7 182	3 569	2 032	NORWAY	2 449	7 673	4 378
SAUDI ARABIA	105 829	32 988	18 853	SWEDEN	6 463	12 654	7 336
KUWAIT	21 928	6 374	3 629	FINLAND	6 076	11 763	6 808
BAHRAIN	10 559	2 722	1 526	SWITZERLAND	7 593	26 993	15 474
QATAR	1 332	795	459	AUSTRIA	31 867	135 895	77 877
ARAB EMIRAT	10 192	5 356	3 050	YUGOSLAVIA	8 985	25 294	14 539
OMAN	1 197	1 407	799	TURKEY	71	467	268
NORTH YEMEN	1 356	736	422	SOVIET UNION	2 778	2 077	1 172
SOUTH YEMEN	766	268	148	POLAND	3 932	1 190	669
AFGHANISTAN	251	212	121	HUNGARY	4 086	3 200	1 849
PAKISTAN	41 340	15 143	8 598	BULGARIA	1 043	726	420
INDIA	93 106	34 294	19 546	MOROCCO	36	253	142
BANGLADESH	13 326	2 415	1 384	TUNISIA	33	185	105
SRI LANKA	3 236	1 384	791	EGYPT	381	835	496
BURMA	2 701	1 340	746	ETHIOPIA	278	729	406
THAILAND	69 739	24 226	13 740	KENYA	140	290	168
VIETNAM	129	96	54	REP S AFRICA	720	9 375	5 314
INDONESIA	85 833	32 752	18 590	USA	17 020	60 874	34 657
MALAYSIA	34 637	13 155	7 468	CANADA	15 653	16 484	9 542
SINGAPORE	43 984	33 952	19 144	COLOMBIA	615	1 396	799
PHILIPPINES	25 943	9 519	5 411	VENEZUELA	1	245	140
MONGOLIA	184	93	54	ECUADOR	8	78	44
CHINA	35 486	19 744	11 134	PERU	198	1 510	862
NORTH KOREA	892	502	276	BRAZIL	26 423	33 563	19 073
SOUTH KOREA	160 335	80 940	46 151	PARAGUAY	593	3 567	2 037
JAPAN	238 763	235 213	133 821	URUGUAY	2 444	8 209	4 655
TAIWAN	153 574	73 647	41 839	ARGENTINA	9 537	23 364	13 281
HONG KONG	117 529	56 248	31 856	FALKLAND IS	9	102	55
AUSTRALIA	88 899	49 819	28 153	CYPRUS	277	511	303
PAPUA NEW G	200	61	35	LEBANON	20	107	60
NEW ZEALAND	26 080	9 095	5 153	IRAN	40	222	126
NEW CALEDON	504	51	30	ISRAEL	204	85	52
FR POLYNESIA	78	98	55	SAUDI ARABIA	108	129	73
				PAKISTAN	3 864	22 258	12 731
600 CPL IND PLANT CHAP 69-76				INDIA	16 021	85 237	48 909
EXPORTS	305 724	363 295	206 352	BANGLADESH	940	2 387	1 336
BELGIUM LUX	2 197	7 998	4 511	NEPAL	331	1 045	601
NETHERLANDS	3 822	1 275	734	THAILAND	4 809	15 467	8 798
ITALY	1 960	1 503	813	INDONESIA	2 331	9 247	5 201
UNTD KINGDOM	3 305	1 684	922	SINGAPORE	5	108	63
SPAIN	1 260	4 105	2 361	PHILIPPINES	76	1 087	595
FINLAND	7 764	22 062	12 362	CHINA	45	177	101
SWITZERLAND	881	1 604	936	SOUTH KOREA	422	1 676	952
AUSTRIA	479	428	248	JAPAN	4 546	18 835	10 789
YUGOSLAVIA	544	944	563	TAIWAN	1 479	4 564	2 594
TURKEY	2 565	9 340	5 223	HONG KONG	86	254	141
SOVIET UNION	53 770	57 756	33 305	AUSTRALIA	737	877	504
CZECHOSLOVA	68	4 301	2 279	PAPUA NEW G		51	30
HUNGARY	375	616	352	NEW ZEALAND	859	666	369
ALGERIA	888	458	261	EXPORTS	404 974	961 264	548 210
LIBYA	4 431	7 889	4 533	FRANCE	20 859	80 037	45 803
EGYPT	15 113	8 488	4 859	BELGIUM LUX	4 154	17 627	10 091
SUDAN	201	134	71	NETHERLANDS	34 114	64 154	36 674
GUINEA	175	165	94	ITALY	102 117	87 492	50 062
NIGERIA	58 019	15 713	9 175	UNTD KINGDOM	10 264	18 169	10 305
ZAIRE	447	116	67	IRELAND	280	808	461
ANGOLA	2 270	757	431	DENMARK	2 003	8 775	5 025
ZAMBIA	1 588	5 215	2 952	GREECE	2 726	7 560	4 335
REP S AFRICA	9 070	15 570	8 815	PORTUGAL	28 160	104 126	59 332
USA	8 841	12 038	6 981	SPAIN	9 615	7 278	4 161
CANADA	2 004	10 265	5 555	ICELAND	271	200	115
MEXICO	156	123	75	NORWAY	1 919	9 565	5 447
HONDURAS	1 373	2 168	1 276	SWEDEN	2 068	8 359	4 778
COLOMBIA	381	477	259	FINLAND	2 305	1 847	1 059
ECUADOR	1 087	420	250	SWITZERLAND	10 496	41 078	23 506
PERU	23	56	31	AUSTRIA	22 250	68 874	39 277
BRAZIL	1 142	17 659	9 620	MALTA	2 064	18 213	10 337
ARGENTINA	3 178	21 236	12 227	YUGOSLAVIA	32 261	176 548	100 734
IRAQ	4 620	2 014	1 150	TURKEY	2 268	13 506	7 720
IRAN	23 100	26 081	14 316	SOVIET UNION	641	2 294	1 318
SAUDI ARABIA	638	241	130	POLAND	2 172	7 294	4 184
ARAB EMIRAT	287	709	419	CZECHOSLOVA	9	79	46
PAKISTAN	58 723	50 306	28 687	HUNGARY	11 234	55 159	31 376
INDIA	4 720	8 671	4 925	ROMANIA	5 328	14 061	7 992
SRI LANKA	269	143	83	BULGARIA	1 980	1 140	641
THAILAND	1 603	4 462	2 389	MOROCCO	215	1 107	635
INDONESIA	15 964	14 022	7 950	ALGERIA	32	205	110
CHINA	5 476	19 194	11 325	TUNISIA	3 311	11 589	6 595
SOUTH KOREA	425	3 299	1 887	EGYPT	174	53	30
TAIWAN	358	1 487	892	GHANA	4	98	57
				NIGERIA	265	220	122
611 LEATHER				REP S AFRICA	3 691	7 391	4 185
IMPORTS	362 835	1 452 294	831 870	USA	29 623	63 108	35 954
FRANCE	12 350	71 684	41 138	CANADA	702	4 258	2 447
BELGIUM LUX	8 804	30 092	17 143	VENEZUELA	34	282	159
NETHERLANDS	23 300	42 743	24 422	BRAZIL	820	2 640	1 460
ITALY	119 301	684 328	392 428	URUGUAY	28	217	127
UNTD KINGDOM	4 874	29 686	17 090	CYPRUS	83	101	56
IRELAND	37	143	83	SYRIA	670	123	71
DENMARK	1 443	5 793	3 320	ISRAEL	899	1 655	935
GREECE	1 548	3 541	2 018	SAUDI ARABIA	283	618	333
PORTUGAL	513	1 868	1 071	KUWAIT	13	94	52
SPAIN	3 462	28 186	16 243	INDIA	750	2 514	1 395
				SRI LANKA	11	173	98
				THAILAND	673	719	408

## 6 IMPORTS AND EXPORTS (SPECIAL TRADE) BY GROUPS OF THE SITC-REV. III AND BY COUNTRIES OF PRODUCTION AND CONSUMPTION 1988

GROUP COUNTRY	DT = 100 KG	1 000 DM	1 000 \$	GROUP COUNTRY	DT = 100 KG	1 000 DM	1 000 \$
MALAYSIA	94	238	137	HONG KONG	38	504	286
SINGAPORE	990	3 848	2 153	AUSTRALIA	46	295	162
PHILIPPINES	155	1 784	1 034				
CHINA	738	1 252	706	613 FURSKINS, TANNED, DRESSED			
SOUTH KOREA	13 634	10 632	6 045	IMPORTS	19 374	227 561	130 281
JAPAN	18 524	12 223	6 925	FRANCE	990	17 791	10 095
TAIWAN	2 684	3 105	1 727	BELGIUM LUX	1 854	23 539	13 555
HONG KONG	10 550	13 151	7 435	NETHERLANDS	211	2 277	1 331
AUSTRALIA	2 602	3 281	1 850	ITALY	2 673	10 015	5 727
				UNTD KINGDOM	877	19 687	11 271
612 MANUFACT. LEATHER ETC.NES				IRELAND	103	614	355
IMPORTS	32 591	55 888	31 783	DENMARK	98	3 363	1 976
FRANCE	352	1 598	916	GREECE	1 407	54 192	30 979
BELGIUM LUX	203	795	453	PORTUGAL	21	166	91
NETHERLANDS	2 431	4 374	2 493	SPAIN	2 046	24 057	13 823
ITALY	1 349	6 104	3 457	ICELAND	97	655	370
UNTD KINGDOM	1 108	3 710	2 115	NORWAY	97	1 080	612
IRELAND	242	1 134	650	SWEDEN	61	1 374	799
DENMARK	341	872	492	FINLAND	183	5 861	3 325
PORTUGAL	19	134	77	SWITZERLAND	53	811	465
SPAIN	164	1 357	767	AUSTRIA	212	1 299	748
SWEDEN	105	405	226	MALTA	38	254	143
FINLAND	8	110	60	YUGOSLAVIA	1 691	4 967	2 847
SWITZERLAND	349	1 984	1 128	SOVIET UNION	219	6 089	3 501
AUSTRIA	986	1 251	709	POLAND	103	295	164
YUGOSLAVIA	736	2 167	1 292	CZECHOSLOVA	81	1 391	790
TURKEY	95	311	178	HUNGARY	253	6 890	3 977
POLAND	15	62	36	REP S AFRICA	32	166	94
HUNGARY	54	206	116	USA	117	5 862	3 350
ROMANIA	421	1 707	979	CANADA	34	829	484
MOROCCO	37	134	77	GREENLAND	20	207	120
REP S AFRICA	267	323	183	PERU	39	221	125
USA	1 085	3 050	1 718	BRAZIL	1 681	5 478	3 088
CANADA	47	167	90	URUGUAY	818	5 486	3 127
MEXICO	432	730	413	ARGENTINA	857	9 714	5 561
BRAZIL	121	520	281	ISRAEL	28	1 343	776
PARAGUAY	42	231	134	AFGHANISTAN	16	223	127
ARGENTINA	539	2 017	1 107	PAKISTAN	32	305	172
PAKISTAN	153	330	188	INDIA	2	116	64
INDIA	2 858	6 364	3 632	SRI LANKA	7	543	310
THAILAND	14 347	8 798	5 007	MALAYSIA	11	220	124
CHINA	1 230	529	298	CHINA	1 533	5 494	3 143
SOUTH KOREA	1 157	1 113	627	HONG KONG	107	852	476
JAPAN	70	382	216	AUSTRALIA	16	55	31
TAIWAN	697	1 078	616	NEW ZEALAND	638	3 542	2 030
HONG KONG	182	389	224	EXPORTS	23 088	506 196	287 234
MACAO	55	127	75	FRANCE	420	7 005	3 993
AUSTRALIA	232	1 108	635	BELGIUM LUX	380	5 102	2 947
				NETHERLANDS	239	7 788	4 533
EXPORTS	17 906	85 552	48 538	ITALY	702	18 261	10 542
FRANCE	1 723	8 503	4 836	UNTD KINGDOM	1 192	32 615	18 498
BELGIUM LUX	878	4 837	2 729	DENMARK	220	5 496	3 165
NETHERLANDS	2 352	8 139	4 610	GREECE	10 531	314 057	177 451
ITALY	1 537	7 771	4 438	PORTUGAL	852	4 809	2 714
UNTD KINGDOM	1 176	4 203	2 380	SPAIN	628	16 520	9 508
IRELAND	32	113	64	CANARY IS	8	385	222
DENMARK	698	3 637	2 060	NORWAY	24	1 103	645
GREECE	35	405	224	SWEDEN	183	2 445	1 415
PORTUGAL	169	579	330	FINLAND	28	1 112	638
SPAIN	225	1 105	620	SWITZERLAND	728	20 869	11 909
ICELAND	29	228	129	AUSTRIA	736	12 167	6 893
NORWAY	252	1 078	611	ANDORRA	2	169	96
SWEDEN	567	3 841	2 170	MALTA	144	3 611	2 066
FINLAND	228	1 184	667	YUGOSLAVIA	977	8 870	4 982
SWITZERLAND	3 527	13 681	7 768	TURKEY	139	4 920	2 807
AUSTRIA	1 749	7 397	4 185	POLAND	743	1 721	988
YUGOSLAVIA	159	1 790	1 015	CZECHOSLOVA	78	1 046	599
TURKEY	137	669	380	HUNGARY	199	1 875	1 088
SOVIET UNION	4	53	31	ROMANIA	149	747	407
POLAND	22	102	58	BULGARIA	15	228	130
CZECHOSLOVA	53	270	161	TUNISIA	101	3 679	2 084
HUNGARY	21	366	211	REP S AFRICA	21	1 086	624
ROMANIA	235	1 612	939	USA	151	4 924	2 771
ALGERIA	24	234	134	CANADA	85	1 686	960
TUNISIA	28	323	190	PANAMA	31	130	75
EGYPT	34	108	61	BRAZIL	129	274	150
REP S AFRICA	66	1 077	613	ARGENTINA	44	1 273	734
USA	1 072	6 807	3 865	LEBANON		70	42
CANADA	133	692	390	ISRAEL	7	319	179
VENEZUELA	5	113	62	INDIA	6	151	90
CHILE	16	243	136	SRI LANKA	19	896	510
ARGENTINA	5	107	63	MALAYSIA	67	1 484	838
IRAQ	17	138	80	SINGAPORE	2	52	30
ISRAEL	81	299	171	PHILIPPINES	19	575	313
SAUDI ARABIA	9	86	49	CHINA	3	249	142
KUWAIT	4	69	38	SOUTH KOREA	2 856	2 075	1 182
OMAN	58	190	101	JAPAN	92	5 043	2 906
PAKISTAN	4	52	30	HONG KONG	127	9 165	5 287
INDONESIA	5	70	39	AUSTRALIA	2	57	34
MALAYSIA	3	68	41				
SINGAPORE	18	182	102	621 MATERIALS OF RUBBER			
PHILIPPINES	17	70	41	IMPORTS	1 196 008	720 476	410 654
JAPAN	177	1 176	666				
TAIWAN	9	134	73				

6 IMPORTS AND EXPORTS (SPECIAL TRADE) BY GROUPS OF THE SITC-REV. III AND BY COUNTRIES OF PRODUCTION AND CONSUMPTION 1988

GROUP COUNTRY	DT = 100 KG	1 000 DM	1 000 \$	GROUP COUNTRY	DT = 100 KG	1 000 DM	1 000 \$
FRANCE	270 265	135 447	77 282	COLOMBIA	82	196	111
BELGIUM LUX	182 308	101 795	58 116	VENEZUELA	390	1 199	674
NETHERLANDS	96 348	44 120	25 063	SURINAME	32	53	31
ITALY	152 938	110 741	63 163	ECUADOR	89	239	136
UNTD KINGDOM	64 588	56 009	32 019	PERU	208	612	344
IRELAND	20 063	27 175	15 363	BRAZIL	3 447	2 262	1 279
DENMARK	13 392	10 112	5 826	CHILE	776	848	480
PORTUGAL	130	66	36	URUGUAY	29	107	63
SPAIN	17 630	11 028	6 331	ARGENTINA	364	754	428
NORWAY	563	534	299	CYPRUS	159	198	108
SWEDEN	30 479	16 165	9 219	LEBANON	199	121	64
FINLAND	337	376	211	SYRIA	1 059	372	207
SWITZERLAND	18 709	18 226	10 368	IRAQ	1 659	2 836	1 634
AUSTRIA	174 837	75 589	43 055	IRAN	649	1 163	663
YUGOSLAVIA	22 382	8 218	4 676	ISRAEL	7 752	5 081	2 928
TURKEY	9 358	3 258	1 830	JORDAN	2 016	1 364	780
SOVIET UNION	7 973	747	420	SAUDI ARABIA	2 684	2 627	1 496
POLAND	18 577	3 641	2 055	KUWAIT	806	997	562
CZECHOSLOVA	16 463	3 339	1 895	BAHRAIN	232	284	158
HUNGARY	4 586	1 178	666	QATAR	1 219	288	168
ROMANIA	10 353	1 958	1 113	ARAB EMIRAT	2 375	1 453	844
USA	37 560	47 673	27 146	OMAN	179	115	64
CANADA	840	613	343	NORTH YEMEN	124	84	46
MEXICO	29	79	46	SOUTH YEMEN	46	61	34
BRAZIL	76	84	49	PAKISTAN	2 665	2 214	1 234
ISRAEL	10 197	6 146	3 494	INDIA	1 546	1 399	803
PAKISTAN	143	69	40	BANGLADESH	15	57	33
INDIA	319	169	95	SRI LANKA	157	215	125
SRI LANKA	897	342	195	THAILAND	545	839	471
THAILAND	1 404	410	231	INDONESIA	2 254	2 428	1 395
MALAYSIA	4 333	2 182	1 242	MALAYSIA	721	1 013	570
SINGAPORE	104	60	36	BRUNEI	55	58	33
CHINA	657	4 584	2 640	SINGAPORE	3 400	3 528	2 001
SOUTH KOREA	334	190	103	PHILIPPINES	358	798	453
JAPAN	5 858	27 051	15 374	MONGOLIA	161	85	45
TAIWAN	818	749	418	CHINA	563	939	538
HONG KONG	112	267	152	NORTH KOREA	334	405	229
				SOUTH KOREA	1 419	4 525	2 571
EXPORTS	1 591 506	1 033 229	588 397	JAPAN	4 650	3 940	2 228
				TAIWAN	688	1 615	915
FRANCE	266 168	153 481	87 655	HONG KONG	9 485	2 930	1 671
BELGIUM LUX	220 125	104 053	59 402	AUSTRALIA	7 742	6 775	3 812
NETHERLANDS	296 673	145 941	83 246	NEW ZEALAND	1 343	785	439
ITALY	90 216	69 454	39 560				
UNTD KINGDOM	99 582	93 696	53 330	625 RUBBER TYRES, TUBES, ETC.			
IRELAND	25 982	10 011	5 710	IMPORTS	4 455 996	2 861 319	1 630 136
DENMARK	33 266	27 665	15 753	FRANCE	1 172 955	825 263	471 030
GREECE	3 249	5 530	3 156	BELGIUM LUX	424 105	252 254	143 999
PORTUGAL	11 011	7 806	4 450	NETHERLANDS	385 817	256 888	146 423
SPAIN	25 574	32 012	18 243	ITALY	318 594	252 805	144 423
CANARY IS	73	117	69	UNTD KINGDOM	483 074	340 130	193 367
CEUTA MEL	26	93	51	IRELAND	44 671	30 920	17 543
ICELAND	1 436	1 175	648	DENMARK	39 001	14 604	8 272
NORWAY	15 162	16 020	9 102	GREECE	16 512	10 683	6 113
SWEDEN	42 719	43 483	24 734	PORTUGAL	7 531	4 622	2 687
FINLAND	21 513	15 214	8 626	SPAIN	240 113	163 017	93 230
SWITZERLAND	81 214	54 386	30 930	NORWAY	23 196	14 890	8 344
AUSTRIA	164 780	90 977	51 665	SWEDEN	58 955	37 394	21 176
MALTA	109	161	88	FINLAND	11 713	7 314	4 129
YUGOSLAVIA	10 848	11 813	6 709	SWITZERLAND	97 473	18 589	10 523
TURKEY	3 152	3 702	2 106	AUSTRIA	223 770	132 183	75 274
SOVIET UNION	3 571	2 573	1 445	MALTA	346	305	174
POLAND	7 885	5 770	3 280	YUGOSLAVIA	108 534	46 390	26 392
CZECHOSLOVA	1 714	4 198	2 381	TURKEY	15 467	7 446	4 228
HUNGARY	3 917	4 847	2 758	SOVIET UNION	348	144	82
ROMANIA	516	387	220	POLAND	23 697	5 016	2 847
BULGARIA	786	2 430	1 353	CZECHOSLOVA	26 226	7 273	4 133
MOROCCO	1 264	1 150	650	HUNGARY	50 453	16 276	9 225
ALGERIA	1 108	1 565	895	ROMANIA	25 932	7 000	3 997
TUNISIA	614	467	264	BULGARIA	2 369	688	380
LIBYA	239	553	323	MOROCCO	291	152	90
EGYPT	1 946	1 821	1 035	TUNISIA	264	140	83
SUDAN	134	139	78	IVORY COAST	404	80	43
MAURITANIA	41	82	48	CENT AFR REP	108	51	31
SENEGAL	181	142	78	SOMALIA	8	97	57
LIBERIA	493	656	371	REP S AFRICA	592	329	188
GHANA	33	78	43	USA	79 083	55 463	31 454
NIGERIA	701	1 218	694	CANADA	1 176	907	515
CAMEROON	46	85	50	COSTA RICA	559	235	128
GABON	54	82	44	NETH ANTILL	335	271	158
ZAIRE	153	277	160	VENEZUELA	731	516	303
ANGOLA	167	337	198	BRAZIL	4 540	2 498	1 430
ETHIOPIA	83	140	79	CHILE	100	62	35
KENYA	140	202	115	URUGUAY	145	144	79
UGANDA	296	436	242	ARGENTINA	7 862	4 093	2 212
TANZANIA	199	381	217	ISRAEL	26 090	13 722	7 877
MADAGASCAR	11	96	52	JORDAN	1 143	1 327	771
ZAMBIA	501	200	113	KUWAIT	123	212	114
ZIMBABWE	218	281	153	ARAB EMIRAT	4 012	2 025	1 178
REP S AFRICA	5 805	9 543	5 449	OMAN	181	142	78
USA	74 609	39 478	22 493	INDIA	2 931	996	564
CANADA	3 924	2 827	1 601	SRI LANKA	3 051	1 367	780
MEXICO	1 760	4 952	2 826	THAILAND	10 982	3 729	2 107
GUATEMALA	97	94	51	INDONESIA	1 858	621	349
CUBA	19	84	49	MALAYSIA	1 394	723	415
GUADELOUPE	62	104	57				
NETH ANTILL	61	52	30				

## 6 IMPORTS AND EXPORTS (SPECIAL TRADE) BY GROUPS OF THE SITC-REV. III AND BY COUNTRIES OF PRODUCTION AND CONSUMPTION 1988

GROUP COUNTRY	DT = 100 KG	1 000 DM	1 000 \$	GROUP COUNTRY	DT = 100 KG	1 000 DM	1 000 \$
SINGAPORE	537	273	153	URUGUAY	362	314	182
CHINA	888	372	214	ARGENTINA	588	312	178
NORTH KOREA	283	117	67	CYPRUS	1 277	974	550
SOUTH KOREA	112 388	61 759	34 823	LEBANON	10 495	1 428	803
JAPAN	348 164	232 173	131 812	SYRIA	99	83	46
TAIWAN	42 963	23 324	13 260	IRAQ	4 831	4 169	2 313
HONG KONG	149	131	75	ISRAEL	6 615	4 792	2 778
AUSTRALIA	1 394	1 040	596	JORDAN	12 594	4 968	2 833
UNID COUNTR	220	72	37	SAUDI ARABIA	16 713	12 072	6 891
EXPORTS	4 206 749	2 854 096	1 627 613	KUWAIT	6 917	3 699	2 108
FRANCE	791 877	513 555	293 175	BAHRAIN	1 711	1 104	618
BELGIUM LUX	519 489	336 346	191 955	QATAR	623	570	318
NETHERLANDS	372 823	246 440	140 412	ARAB EMIRAT	10 250	7 016	3 968
ITALY	428 559	309 333	176 696	OMAN	2 062	1 683	972
UNTD KINGDOM	361 418	249 136	141 719	NORTH YEMEN	543	326	192
IRELAND	4 566	678	384	SOUTH YEMEN	117	66	39
DENMARK	77 435	51 273	29 186	AFGHANISTAN	215	97	57
GREECE	38 142	24 695	14 005	PAKISTAN	799	597	329
PORTUGAL	35 123	26 184	15 035	INDIA	101	124	72
SPAIN	130 581	79 935	45 546	SRI LANKA	159	77	45
CANARY IS	4 906	3 518	2 017	THAILAND	2 153	969	551
CEUTA MEL	671	53	30	INDONESIA	144	106	62
ICELAND	1 238	687	384	MALAYSIA	265	218	125
NORWAY	45 473	30 544	17 434	SINGAPORE	5 690	4 943	2 792
SWEDEN	158 010	113 190	64 729	CHINA	356	490	275
FINLAND	60 386	47 541	27 185	SOUTH KOREA	1 125	728	404
SWITZERLAND	195 681	162 470	92 397	JAPAN	108 290	92 211	52 519
AUSTRIA	212 625	156 250	89 422	TAIWAN	6 458	4 291	2 414
ANDORRA	81	91	53	HONG KONG	1 285	1 077	610
MALTA	1 145	668	383	AUSTRALIA	34 111	23 070	13 154
YUGOSLAVIA	6 903	5 592	3 159	NEW ZEALAND	556	476	273
TURKEY	3 295	2 282	1 326	NEW CALEDON	1 723	1 312	753
SOVIET UNION	1 622	1 158	645	FR POLYNESIA	504	419	238
POLAND	12 162	4 928	2 812	629 ARTICLES OF RUBBER, NES			
CZECHOSLOVA	1 147	660	373	IMPORTS	601 582	943 119	538 122
HUNGARY	22 779	3 783	2 133	FRANCE	99 842	187 159	107 219
ROMANIA	448	170	95	BELGIUM LUX	32 509	58 111	33 241
BULGARIA	3 448	1 824	1 028	NETHERLANDS	37 278	56 868	32 453
ALBANIA	115	70	40	ITALY	102 340	168 452	96 171
MOROCCO	419	331	191	UNTD KINGDOM	40 823	58 611	33 406
ALGERIA	8 599	5 341	3 151	IRELAND	13 222	27 669	15 773
TUNISIA	204	175	98	DENMARK	5 295	9 568	5 442
LIBYA	2 086	1 741	985	GREECE	146	170	95
EGYPT	3 580	2 615	1 466	PORTUGAL	766	642	360
SUDAN	1 600	883	519	SPAIN	13 123	19 543	11 166
MALI	3 092	682	391	NORWAY	1 665	1 675	984
BURKINA FASO	365	252	142	SWEDEN	16 297	20 416	11 639
NIGER	491	106	59	FINLAND	1 895	1 680	962
SENEGAL	6 611	1 557	892	SWITZERLAND	11 097	50 602	28 801
GAMBIA	497	149	87	AUSTRIA	53 985	66 322	37 818
GUIN BISSAU	57	62	33	MALTA	927	14 267	8 146
GUINEA	817	200	114	YUGOSLAVIA	52 656	21 128	12 078
SIERRA LEONE	696	365	201	TURKEY	1 824	790	445
LIBERIA	3 259	798	455	SOVIET UNION	105	71	42
IVORY COAST	487	405	230	POLAND	928	399	224
GHANA	4 499	1 728	983	CZECHOSLOVA	8 143	2 511	1 428
TOGO	1 299	401	227	HUNGARY	9 476	3 663	2 072
BENIN	8 920	1 138	635	ROMANIA	5 361	1 603	911
NIGERIA	17 167	7 944	4 546	BULGARIA	1 307	366	209
CAMEROON	7 649	2 900	1 619	REP S AFRICA	37	183	104
CENT AFR REP	496	298	169	USA	11 872	52 107	29 507
EQUAT GUINEA	156	65	39	CANADA	1 996	1 935	1 092
GABON	1 184	653	381	MEXICO	584	1 980	1 127
CONGO	499	262	155	COSTA RICA	315	150	82
ZAIRE	864	653	374	VENEZUELA	31	64	35
RWANDA	79	77	43	BRAZIL	2 530	10 093	5 768
BURUNDI	252	237	136	CHILE	99	112	61
ANGOLA	775	440	239	ISRAEL	1 511	1 058	608
ETHIOPIA	1 429	1 176	666	INDIA	978	764	432
SOMALIA	126	112	58	SRI LANKA	10 686	3 560	2 027
KENYA	489	266	150	THAILAND	12 327	3 317	1 901
UGANDA	1 366	1 328	762	MALAYSIA	3 735	2 639	1 487
TANZANIA	941	725	401	SINGAPORE	792	1 303	736
MADAGASCAR	260	174	102	CHINA	3 215	1 707	951
REUNION	243	206	120	SOUTH KOREA	16 345	7 877	4 506
ZAMBIA	153	100	55	JAPAN	11 806	69 954	39 800
ZIMBABWE	62	59	32	TAIWAN	11 063	10 990	6 235
MALAWI	240	237	140	HONG KONG	419	614	343
REP S AFRICA	8 257	6 697	3 739	AUSTRALIA	8	67	37
BOTSWANA	1 071	820	486	NEW ZEALAND	48	139	77
USA	328 227	225 675	128 487	UNID COUNTR	48	61	32
CANADA	43 307	27 508	15 696	EXPORTS	628 929	1 277 430	727 439
MEXICO	654	429	239	FRANCE	74 644	174 347	99 560
GUATEMALA	55	66	38	BELGIUM LUX	65 252	100 217	57 054
HONDURAS	536	76	45	NETHERLANDS	55 706	104 239	59 319
PANAMA	536	105	58	ITALY	28 438	81 195	46 307
CUBA	64	86	47	UNTD KINGDOM	62 906	119 196	67 889
GUADELOUPE	3 069	2 603	1 484	IRELAND	2 013	5 591	3 174
MARTINIQUE	2 569	2 180	1 234	DENMARK	12 109	31 643	18 001
COLOMBIA	282	225	133	GREECE	4 659	12 054	6 861
VENEZUELA	79	105	57	PORTUGAL	4 648	11 891	6 775
PERU	385	373	208	SPAIN	20 994	57 981	33 112
BRAZIL	485	734	417				
CHILE	1 023	1 051	600				
PARAGUAY	1 148	134	76				



## 6 IMPORTS AND EXPORTS (SPECIAL TRADE) BY GROUPS OF THE SITC-REV. III AND BY COUNTRIES OF PRODUCTION AND CONSUMPTION 1988

GROUP COUNTRY	DT = 100 KG	1 000 DM	1 000 \$	GROUP COUNTRY	DT = 100 KG	1 000 DM	1 000 \$
CANARY IS	73	398	224	INDIA	7 165	11 670	6 635
ICELAND	339	550	307	SRI LANKA	23	124	69
FAROE IS	389	103	56	BURMA	35	594	333
NORWAY	5 790	13 234	7 519	THAILAND	1 463	3 108	1 756
SWEDEN	27 273	52 903	30 187	INDONESIA	1 015	1 975	1 122
FINLAND	6 024	14 158	8 064	MALAYSIA	937	2 562	1 442
SWITZERLAND	31 641	61 420	34 903	SINGAPORE	1 797	8 484	4 802
AUSTRIA	51 397	83 578	47 573	PHILIPPINES	353	853	476
GIBRALTAR	1	62	36	CHINA	352	1 916	1 076
MALTA	173	830	470	NORTH KOREA	478	374	210
YUGOSLAVIA	5 249	20 054	11 508	SOUTH KOREA	1 523	5 478	3 121
TURKEY	4 855	9 591	5 503	JAPAN	2 399	13 096	7 441
SOVIET UNION	18 857	19 207	10 891	TAIWAN	855	1 855	1 051
POLAND	6 470	9 277	5 318	HONG KONG	596	2 839	1 606
CZECHOSLOVA	1 018	5 724	3 227	MACAO	266	57	32
HUNGARY	3 087	8 892	5 053	AUSTRALIA	3 153	9 033	5 113
ROMANIA	126	781	439	PAPUA NEW G	87	204	114
BULGARIA	622	2 329	1 284	NEW ZEALAND	770	1 908	1 066
ALBANIA	55	111	64	FIJI	13	76	45
MOROCCO	5 848	4 859	2 794				
ALGERIA	1 498	2 270	1 277	633 CORK MANUFACTURES			
TUNISIA	358	1 490	847				
LIBYA	785	1 761	1 015	IMPORTS	158 538	120 961	69 171
EGYPT	2 781	4 977	2 847				
SUDAN	137	247	138	FRANCE	4 279	2 313	1 318
MAURITANIA	758	1 079	604	BELGIUM LUX	200	156	91
MALI	26	151	85	NETHERLANDS	2 619	1 748	998
BURKINA FASO	44	377	215	ITALY	2 267	4 228	2 411
SENEGAL	28	131	76	UNTD KINGDOM	2 361	919	526
SIERRA LEONE	122	98	55	DENMARK	806	375	212
LIBERIA	1 182	1 689	956	PORTUGAL	120 581	95 018	54 378
IVORY COAST	103	288	159	SPAIN	15 159	10 624	6 071
GHANA	77	227	128	SWEDEN	2 380	2 050	1 186
TOGO	53	115	66	SWITZERLAND	169	398	224
NIGERIA	948	2 141	1 243	AUSTRIA	217	56	31
CAMEROON	25	123	69	MOROCCO	4 251	775	448
CENT AFR REP	29	96	54	TUNISIA	1 474	257	142
GABON	10	80	45	USA	155	317	179
ZAIRE	123	336	187	CHINA	701	787	442
RWANDA	10	65	34	SOUTH KOREA	870	670	384
BURUNDI	13	55	30	JAPAN	30	170	97
ANGOLA	252	1 136	679				
ETHIOPIA	100	238	131	EXPORTS	26 029	44 585	25 451
KENYA	536	1 122	632				
UGANDA	30	82	46	FRANCE	3 608	5 697	3 271
TANZANIA	99	386	224	BELGIUM LUX	1 553	1 969	1 122
MOZAMBIQUE	97	249	134	NETHERLANDS	1 476	1 766	1 010
MADAGASCAR	33	180	101	ITALY	564	1 823	1 045
REUNION	192	238	131	UNTD KINGDOM	1 450	4 063	2 305
MAURITIUS	19	92	50	IRELAND	29	58	34
ZAMBIA	415	578	330	DENMARK	1 710	1 680	961
ZIMBABWE	65	349	191	GREECE	49	122	67
MALAWI	69	211	120	PORTUGAL	376	655	382
REP S AFRICA	12 003	24 178	13 771	SPAIN	271	687	393
USA	48 975	78 958	44 826	ICELAND	240	182	104
CANADA	2 667	7 472	4 241	FAROE IS	89	57	31
MEXICO	6 514	15 941	9 175	NORWAY	492	681	395
GUATEMALA	154	347	196	SWEDEN	1 244	3 374	1 921
HONDURAS	52	113	65	FINLAND	174	553	319
EL SALVADOR	92	308	174	SWITZERLAND	3 039	4 146	2 363
NICARAGUA	13	77	44	AUSTRIA	6 238	6 138	3 487
COSTA RICA	58	257	149	YUGOSLAVIA	36	77	41
PANAMA	22	135	76	SOVIET UNION	78	74	40
CUBA	9	107	56	CZECHOSLOVA	45	99	54
DOMINIC REP	88	223	129	HUNGARY	370	1 176	674
GUADELOUPE	113	107	58	BULGARIA	91	238	140
MARTINIQUE	15	82	45	REP S AFRICA	733	3 084	1 758
JAMAICA	45	87	48	USA	472	1 635	931
TRINIDAD TOB	158	407	235	CANADA	110	382	218
NETH ANTILL	13	87	47	MEXICO	71	222	127
COLOMBIA	955	835	482	BRAZIL	50	138	76
VENEZUELA	2 010	6 395	3 591	ISRAEL	68	263	157
GUYANA	476	400	233	SAUDI ARABIA	12	77	45
ECUADOR	236	639	351	THAILAND	326	188	108
PERU	371	1 256	715	SOUTH KOREA	118	528	296
BRAZIL	1 397	5 226	2 993	JAPAN	85	287	161
CHILE	1 011	2 049	1 145	AUSTRALIA	538	2 043	1 192
BOLIVIA	59	116	67				
PARAGUAY	125	208	118	634 VENEERS, PLYWOOD, ETC.			
URUGUAY	236	749	425				
ARGENTINA	702	2 080	1 177	IMPORTS	13 877 121	1 519 036	867 177
CYPRUS	956	813	456				
LEBANON	473	635	365	FRANCE	1 490 451	165 892	94 649
SYRIA	1 542	2 023	1 181	BELGIUM LUX	1 839 737	129 986	74 299
IRAQ	767	1 880	1 060	NETHERLANDS	205 759	26 284	15 041
IRAN	1 730	5 979	3 425	ITALY	788 901	170 685	97 484
ISRAEL	2 008	6 472	3 679	UNTD KINGDOM	35 735	5 832	3 333
JORDAN	416	1 152	651	IRELAND	44 395	3 807	2 179
SAUDI ARABIA	2 270	6 482	3 685	DENMARK	121 727	25 944	14 799
KUWAIT	806	1 931	1 090	GREECE	19 704	3 528	2 005
BAHRAIN	164	327	183	PORTUGAL	37 940	3 545	2 015
QATAR	315	433	250	SPAIN	27 071	5 237	2 976
ARAB EMIRAT	1 781	2 799	1 573	NORWAY	12 296	2 166	1 249
OMAN	302	338	186	SWEDEN	193 286	19 539	11 179
NORTH YEMEN	98	205	112	FINLAND	775 223	178 101	101 590
AFGHANISTAN	765	175	100	SWITZERLAND	1 423 047	103 608	59 058
PAKISTAN	877	1 011	579	AUSTRIA	3 243 485	233 131	133 042

6 IMPORTS AND EXPORTS (SPECIAL TRADE) BY GROUPS OF THE SITC-REV. III AND BY COUNTRIES OF PRODUCTION AND CONSUMPTION 1988

GROUP COUNTRY	DT = 100 KG	1 000 DM	1 000 \$	GROUP COUNTRY	DT = 100 KG	1 000 DM	1 000 \$
ANDORRA	252	59	35	INDONESIA	484	62	36
YUGOSLAVIA	267 330	28 202	16 145	MALAYSIA	320	126	72
TURKEY	1 100	186	107	SINGAPORE	2 611	907	499
SOVIET UNION	197 451	13 894	7 983	PHILIPPINES	415	61	33
POLAND	139 771	8 480	4 819	CHINA	267	136	76
CZECHOSLOVA	650 064	23 347	13 389	SOUTH KOREA	12 322	4 256	2 412
HUNGARY	19 028	1 282	729	JAPAN	16 680	4 319	2 452
ROMANIA	121 345	7 728	4 402	TAIWAN	26 916	3 136	1 772
BULGARIA	1 324	59	34	HONG KONG	2 288	964	534
TUNISIA	5 036	1 023	589	AUSTRALIA	7 559	3 896	2 187
LIBERIA	3 093	1 300	752	NEW ZEALAND	639	465	272
IVORY COAST	152 962	22 057	12 513				
GHANA	43 128	8 855	4 979	635 WOOD MANUFACTURES, NES			
CAMEROON	3 407	666	382	IMPORTS	4 546 276	1 002 741	570 337
EQUAT GUINEA	3 021	433	259	FRANCE	210 543	54 512	31 083
GABON	14 394	2 829	1 607	BELGIUM LUX	176 736	50 320	28 621
CONGO	52 983	11 144	6 299	NETHERLANDS	472 069	88 026	50 073
ZAIRE	28 457	6 544	3 737	ITALY	145 528	118 377	67 507
ZIMBABWE	463	77	41	UNTD KINGDOM	36 827	9 149	5 213
REP S AFRICA	25 936	2 230	1 250	IRELAND	1 761	543	304
USA	684 235	139 876	80 028	DENMARK	331 704	105 452	59 983
CANADA	166 077	24 347	14 098	GREECE	1 938	501	287
PANAMA	1 137	331	182	PORTUGAL	47 472	9 390	5 354
COLOMBIA	400	97	59	SPAIN	15 873	12 393	7 090
ECUADOR	465	431	247	FAROE IS	73	51	30
BRAZIL	331 560	38 989	22 157	NORWAY	29 571	11 287	6 389
CHILE	39 802	2 257	1 285	SWEDEN	236 917	87 860	50 093
BOLIVIA	418	230	137	FINLAND	99 218	38 974	22 251
ARGENTINA	17 299	1 146	656	SWITZERLAND	41 071	22 246	12 645
ISRAEL	735	241	133	AUSTRIA	404 427	130 911	74 292
INDIA	2 837	1 375	780	YUGOSLAVIA	142 154	40 882	23 324
THAILAND	2 677	1 286	726	TURKEY	1 906	981	550
INDONESIA	425 090	56 412	32 009	SOVIET UNION	12 515	2 145	1 222
MALAYSIA	76 176	9 345	5 417	POLAND	231 474	18 272	10 420
SINGAPORE	40 098	6 233	3 534	CZECHOSLOVA	703 569	25 826	14 653
PHILIPPINES	49 279	5 700	3 294	HUNGARY	666 813	32 009	18 244
CHINA	4 807	426	244	ROMANIA	77 386	13 336	7 588
SOUTH KOREA	6 596	1 120	671	BULGARIA	1 534	239	135
JAPAN	1 009	919	521	ALBANIA	253	73	41
TAIWAN	41 924	10 489	5 989	MOROCCO	262	75	43
EXPORTS	10 259 972	1 248 806	712 594	GAMBIA	578	78	45
FRANCE	1 776 802	152 509	87 074	IVORY COAST	1 248	232	134
BELGIUM LUX	714 998	87 240	49 841	GHANA	324	82	47
NETHERLANDS	1 952 351	190 801	109 159	CAMEROON	217	54	31
ITALY	533 281	65 850	37 696	KENYA	116	187	114
UNTD KINGDOM	1 790 170	205 003	116 610	TANZANIA	67	72	40
IRELAND	52 175	7 491	4 244	MOZAMBIQUE	637	90	49
DENMARK	921 505	100 218	57 312	MAURITIUS	14	203	120
GREECE	35 445	10 091	5 766	MALAWI	458	107	58
PORTUGAL	9 125	2 830	1 613	REP S AFRICA	16 186	5 611	3 197
SPAIN	151 334	24 277	13 812	SWAZILAND	367	113	61
CANARY IS	174	98	52	USA	10 126	4 416	2 465
ICELAND	6 570	2 185	1 234	CANADA	17 869	3 744	2 108
NORWAY	51 054	12 296	7 050	HONDURAS	362	76	43
SWEDEN	233 579	44 219	25 251	ECUADOR	120	169	96
FINLAND	38 045	11 806	6 702	PERU	35	80	46
SWITZERLAND	823 034	119 923	68 461	BRAZIL	25 965	5 928	3 350
AUSTRIA	870 090	115 801	66 034	CHILE	194	218	124
MALTA	3 633	859	497	PARAGUAY	258	78	43
YUGOSLAVIA	50 498	15 658	8 960	ARGENTINA	253	64	36
TURKEY	6 752	1 829	1 048	IRAN	419	70	41
SOVIET UNION	7 134	2 635	1 491	ISRAEL	422	308	176
POLAND	270	110	64	PAKISTAN	48	68	40
CZECHOSLOVA	8 728	3 098	1 765	INDIA	1 639	1 993	1 132
HUNGARY	5 341	1 309	739	SRI LANKA	932	576	335
ROMANIA	2 042	974	546	NEPAL	22	86	50
ALGERIA	5 327	821	485	THAILAND	62 524	20 795	11 786
LIBYA	2 650	344	196	VIETNAM	619	542	304
EGYPT	11 965	5 409	3 116	INDONESIA	63 119	11 239	6 399
SUDAN	980	146	80	MALAYSIA	75 080	9 454	5 374
LIBERIA	283	73	41	SINGAPORE	48 916	8 623	4 879
IVORY COAST	296	96	57	PHILIPPINES	3 504	3 799	2 145
NIGERIA	474	143	82	CHINA	22 040	14 967	8 370
CONGO	204	76	43	SOUTH KOREA	11 540	6 548	3 713
ETHIOPIA	711	201	114	JAPAN	1 515	2 294	1 304
SOMALIA	560	112	60	TAIWAN	23 755	22 545	12 752
REP S AFRICA	7 787	1 719	972	HONG KONG	3 968	2 893	1 623
USA	37 157	24 428	13 840	NEW ZEALAND	187	55	30
CANADA	5 456	2 455	1 390	EXPORTS	2 357 582	769 762	438 587
MEXICO	443	443	253	FRANCE	269 067	75 143	42 913
VENEZUELA	131	68	36	BELGIUM LUX	306 719	88 777	50 560
ARGENTINA	537	227	133	NETHERLANDS	434 473	92 265	52 705
CYPRUS	4 083	1 537	873	ITALY	105 222	22 342	12 772
LEBANON	620	295	164	UNTD KINGDOM	71 434	37 949	21 523
SYRIA	1 395	514	302	IRELAND	10 429	3 188	1 823
IRAQ	2 690	932	524	DENMARK	68 222	19 731	11 265
IRAN	329	90	52	GREECE	9 354	5 262	2 990
ISRAEL	23 285	3 542	2 014	PORTUGAL	7 001	2 151	1 220
JORDAN	3 836	503	299	SPAIN	14 724	6 411	3 646
SAUDI ARABIA	24 478	4 545	2 609	CANARY IS	879	830	471
KUWAIT	721	261	145	ICELAND	3 827	1 579	888
BAHRAIN	815	94	54	NORWAY	17 090	6 975	3 973
ARAB EMIRAT	2 375	821	456	SWEDEN	24 957	9 335	5 356
SRI LANKA	2 117	658	377				
THAILAND	811	342	191				

6 IMPORTS AND EXPORTS (SPECIAL TRADE) BY GROUPS OF THE SITC-REV. III AND BY COUNTRIES OF PRODUCTION AND CONSUMPTION 1988

GROUP COUNTRY	DT = 100 KG	1 000 DM	1 000 \$	GROUP COUNTRY	DT = 100 KG	1 000 DM	1 000 \$
FINLAND	33 352	14 949	8 519	RWANDA	90	55	31
SWITZERLAND	629 144	199 048	113 346	REP S AFRICA	143 197	12 934	7 249
AUSTRIA	229 198	106 050	60 418	USA	1 318 426	171 403	97 215
MALTA	496	234	134	CANADA	1 782 539	184 372	104 723
YUGOSLAVIA	6 558	1 666	952	BRAZIL	705 046	73 562	41 812
TURKEY	7 963	3 140	1 755	CHILE	14 767	2 512	1 420
SOVIET UNION	394	568	313	ARGENTINA	677	74	42
POLAND	1 818	656	365	ISRAEL	7 492	3 026	1 701
CZECHOSLOVA	2 097	1 293	742	INDONESIA	2 314	329	195
HUNGARY	3 838	610	346	CHINA	1 035	667	383
ROMANIA	730	96	55	SOUTH KOREA	3 366	2 382	1 370
BULGARIA	215	322	192	JAPAN	107 314	90 051	50 742
MOROCCO	827	298	170	TAIWAN	609	515	287
ALGERIA	274	317	180	HONG KONG	154	95	53
TUNISIA	147	127	69	EXPORTS	40 826 587	8 061 982	4 589 186
LIBYA	1 831	434	246	FRANCE	9 295 483	1 620 202	925 555
EGYPT	517	267	152	BELGIUM LUX	3 709 623	628 765	358 864
SUDAN	300	311	169	NETHERLANDS	5 557 125	954 842	543 901
NIGERIA	585	1 019	575	ITALY	3 687 071	675 677	385 723
CAMEROON	160	57	32	UNT D KINGDOM	4 801 521	1 052 364	598 296
ZAIRE	128	258	144	IRELAND	177 967	38 263	21 756
ETHIOPIA	3 086	239	136	DENMARK	675 547	133 043	75 958
SOMALIA	4 221	353	201	GREECE	307 706	56 571	31 989
KENYA	284	168	95	PORTUGAL	83 680	30 927	17 578
UGANDA	69	53	30	SPAIN	1 230 263	265 572	151 265
MALAWI	46	76	43	CANARY IS	3 850	1 997	1 134
REP S AFRICA	1 326	1 108	629	ICELAND	14 258	3 823	2 150
USA	27 796	34 324	19 547	NORWAY	152 241	40 169	22 874
CANADA	4 935	2 269	1 287	SWEDEN	471 603	129 487	73 835
MEXICO	35	217	122	FINLAND	128 183	46 626	26 571
GUATEMALA	98	199	110	SWITZERLAND	1 645 796	424 639	242 129
EL SALVADOR	105	66	37	AUSTRIA	1 718 207	368 742	210 116
BAHAMAS	10	62	36	MALTA	6 108	2 053	1 139
NETH ANTILL	194	147	85	YUGOSLAVIA	106 952	42 605	24 280
COLOMBIA	127	218	125	TURKEY	92 027	19 923	11 327
PERU	47	81	47	SOVIET UNION	503 131	148 136	84 408
BRAZIL	614	416	229	POLAND	114 858	30 580	17 245
CHILE	84	115	65	CZECHOSLOVA	78 709	18 429	10 539
CYPRUS	150	122	67	HUNGARY	215 824	56 873	32 390
LEBANON	718	285	164	ROMANIA	3 878	1 655	949
SYRIA	2 426	1 243	726	BULGARIA	72 054	17 559	10 004
IRAQ	4 974	2 347	1 354	ALBANIA	1 532	587	329
IRAN	224	59	32	MOROCCO	28 928	5 807	3 284
ISRAEL	4 506	1 433	813	ALGERIA	137 539	13 140	7 484
JORDAN	957	340	192	TUNISIA	13 335	4 032	2 272
SAUDI ARABIA	10 928	4 580	2 625	LIBYA	28 585	3 786	2 111
KUWAIT	1 539	854	469	EGYPT	66 782	14 380	8 164
BAHRAIN	388	160	87	SUDAN	13 489	2 158	1 229
QATAR	109	55	30	MAURITANIA	137	115	64
ARAB EMIRAT	1 365	516	294	MALI	402	331	188
OMAN	312	120	68	SENEGAL	2 967	441	255
NORTH YEMEN	289	115	67	GAMBIA	317	121	70
SOUTH YEMEN	153	58	33	SIERRA LEONE	1 872	427	241
PAKISTAN	453	177	106	LIBERIA	180	107	56
INDIA	61	653	370	IVORY COAST	2 462	1 260	726
THAILAND	1 572	237	134	GHANA	1 905	477	281
VIETNAM	32	58	34	TOGO	1 309	229	132
INDONESIA	3 493	1 801	1 004	BENIN	473	100	58
MALAYSIA	187	315	182	NIGERIA	57 017	13 543	7 610
SINGAPORE	1 428	579	325	CAMEROON	7 270	1 930	1 098
CHINA	127	66	40	CENT AFR REP	106	52	30
SOUTH KOREA	336	353	207	GABON	358	278	157
JAPAN	3 878	5 002	2 834	CONGO	450	185	105
TAIWAN	2 599	812	457	ZAIRE	6 972	2 120	1 189
HONG KONG	2 358	920	527	RWANDA	487	167	90
AUSTRALIA	2 250	1 353	774	BURUNDI	483	161	90
AUST OCEANIA	159	103	59	ANGOLA	3 688	659	375
NEW ZEALAND	347	243	138	ETHIOPIA	1 456	577	333
UNID COUNTR	379	95	53	SOMALIA	72	50	30
641 PAPER AND PAPERBOARD				KENYA	30 815	4 901	2 721
IMPORTS	55 724 661	8 505 833	4 846 096	UGANDA	1 542	370	203
FRANCE	5 620 575	1 017 220	579 095	TANZANIA	1 965	691	404
BELGIUM LUX	2 080 554	569 869	325 371	MOZAMBIQUE	12 830	1 480	875
NETHERLANDS	5 289 736	774 791	442 015	MAURITIUS	2 124	622	348
ITALY	3 321 255	623 618	355 263	ZAMBIA	1 037	151	86
UNT D KINGDOM	1 076 491	303 163	172 735	ZIMBABWE	3 446	1 869	1 081
IRELAND	1 167	635	350	MALAWI	823	305	175
DENMARK	584 285	66 253	37 645	REP S AFRICA	351 531	91 710	52 089
GREECE	1 013	265	156	USA	2 018 534	385 770	218 899
PORTUGAL	193 148	20 012	11 284	CANADA	192 740	53 705	30 514
SPAIN	288 021	42 799	24 309	MEXICO	3 911	2 380	1 378
NORWAY	2 222 798	264 200	150 037	GUATEMALA	2 422	974	553
SWEDEN	11 585 719	1 671 312	952 587	HONDURAS	583	178	101
FINLAND	9 868 885	1 343 072	766 347	EL SALVADOR	3 357	988	564
SWITZERLAND	1 923 749	268 175	152 652	COSTA RICA	1 666	876	501
AUSTRIA	5 907 833	854 055	486 835	PANAMA	787	306	178
YUGOSLAVIA	230 210	26 707	15 204	CUBA	2 918	854	478
TURKEY	3 453	417	244	DOMINIC REP	2 030	620	355
SOVIET UNION	484 464	32 311	18 389	GADELOUPE	249	117	64
POLAND	255 584	21 130	12 037	DOMINICA	206	69	39
CZECHOSLOVA	389 813	31 766	18 087	JAMAICA	5 452	1 210	675
HUNGARY	104 744	8 346	4 731	BARBADOS	2 673	552	316
ROMANIA	193 223	22 237	12 641	TRINIDAD TOB	821	412	238
BULGARIA	8 643	1 107	635	NETH ANTILL	1 498	408	233
				COLOMBIA	6 137	3 157	1 794

6 IMPORTS AND EXPORTS (SPECIAL TRADE) BY GROUPS OF THE SITC-REV. III AND BY COUNTRIES OF PRODUCTION AND CONSUMPTION 1988

GRUP COUNTRY	DT = 100 KG	1 000 DM	1 000 \$	GROUP COUNTRY	DT = 100 KG	1 000 DM	1 000 \$
VENEZUELA	31 038	13 874	7 849	HONG KONG	9 233	7 508	4 231
SURINAME	964	225	129	EXPORTS	9 819 690	3 931 283	2 239 590
ECUADOR	2 818	948	532	FRANCE	1 302 377	586 656	334 608
PERU	5 166	2 331	1 328	BELGIUM LUX	1 002 048	381 480	217 759
BRAZIL	51 363	25 775	14 353	NETHERLANDS	2 583 220	794 784	453 129
CHILE	21 675	8 862	5 020	ITALY	540 385	233 703	133 270
BOLIVIA	425	193	111	UNTD KINGDOM	1 099 329	493 665	280 892
PARAGUAY	1 307	500	282	IRELAND	62 240	33 157	18 943
URUGUAY	1 124	551	315	DENMARK	416 362	135 342	77 083
ARGENTINA	4 177	2 920	1 674	GREECE	126 542	62 399	35 569
CYPRUS	13 595	3 554	2 001	PORTUGAL	28 771	12 015	6 837
LEBANON	18 354	2 505	1 417	SPAIN	81 313	41 003	23 422
SYRIA	9 184	1 339	772	CANARY IS	8 912	4 269	2 486
IRAQ	1 437	1 117	631	CEUTA MEL	328	67	40
IRAN	199 402	38 636	21 533	ICELAND	8 221	4 651	2 624
ISRAEL	221 489	41 530	23 644	NORWAY	64 458	32 875	18 701
JORDAN	31 011	4 659	2 640	SWEDEN	124 140	71 749	40 832
SAUDI ARABIA	122 367	27 200	15 414	FINLAND	65 546	36 780	20 953
KUWAIT	26 733	5 066	2 848	SWITZERLAND	761 849	328 819	187 332
BAHRAIN	6 662	1 327	756	AUSTRIA	722 762	287 550	163 981
QATAR	2 212	555	310	ANDORRA	3 261	1 912	1 078
ARAB EMIRAT	26 667	5 345	3 024	MALTA	4 593	2 043	1 139
OMAN	6 920	850	475	YUGOSLAVIA	45 101	17 840	10 144
NORTH YEMEN	30 420	4 193	2 352	TURKEY	15 339	6 761	3 825
SOUTH YEMEN	994	227	130	SOVIET UNION	28 268	11 170	6 312
AFGHANISTAN	472	143	81	POLAND	24 756	8 829	5 040
PAKISTAN	74 838	12 888	7 295	CZECHOSLOVA	19 433	8 130	4 611
INDIA	28 742	9 982	5 651	HUNGARY	32 599	12 751	7 233
BANGLADESH	1 241	428	237	ROMANIA	18 723	4 870	2 766
SRI LANKA	17 967	3 344	1 879	BULGARIA	18 581	7 812	4 425
NEPAL	1 454	228	132	ALBANIA	1 837	293	168
BURMA	18 250	2 172	1 217	MOROCCO	3 652	1 679	947
THAILAND	92 360	15 339	8 723	ALGERIA	2 105	1 064	603
LAOS	116	56	30	TUNISIA	7 601	3 072	1 730
INDONESIA	17 807	11 742	6 622	LIBYA	33 257	13 003	7 305
MALAYSIA	63 050	11 590	6 506	EGYPT	19 795	5 708	3 212
BRUNEI	347	52	31	SUDAN	6 569	3 764	2 127
SINGAPORE	96 910	18 843	10 654	MAURITANIA	136	106	57
PHILIPPINES	27 035	4 297	2 378	MALI	224	183	104
CHINA	522 628	50 588	28 349	BURKINA FASO	141	70	40
SOUTH KOREA	14 084	6 309	3 563	NIGER	317	128	71
JAPAN	197 991	71 322	39 758	SENEGAL	339	241	132
TAIWAN	21 004	6 429	3 619	GAMBIA	103	71	37
HONG KONG	172 026	31 330	17 745	SIERRA LEONE	248	129	70
MACAO	952	158	99	LIBERIA	737	395	222
AUSTRALIA	669 898	156 564	88 092	IVORY COAST	1 323	1 077	592
PAPUA NEW G	2 451	707	398	GHANA	647	281	157
NEW ZEALAND	73 805	19 788	11 156	TOGO	421	192	110
NEW CALEDON	781	263	147	BENIN	162	165	92
FIJI	423	97	55	NIGERIA	4 457	2 118	1 200
FR POLYNESIA	766	189	104	CAMEROON	2 188	1 469	831
642 PAPER, PAPERBOARD, CUT ETC				CENT AFR REP	58	87	48
IMPORTS	6 185 162	1 786 567	1 017 534	GABON	1 578	673	379
FRANCE	763 376	263 089	150 198	CONGO	1 674	715	394
BELGIUM LUX	207 133	87 933	50 151	ZAIRE	2 647	1 129	632
NETHERLANDS	1 116 630	300 041	171 179	RWANDA	626	404	228
ITALY	686 829	200 437	114 033	BURUNDI	52	59	34
UNTD KINGDOM	174 993	86 601	49 273	ANGOLA	418	458	254
IRELAND	2 027	1 783	1 007	ETHIOPIA	1 668	1 128	655
DENMARK	272 785	68 532	39 067	DJIBOUTI	233	140	80
GREECE	5 947	1 608	920	SOMALIA	300	108	61
PORTUGAL	11 133	6 078	3 476	KENYA	1 096	400	222
SPAIN	37 231	14 831	8 416	UGANDA	1 114	400	233
NORWAY	25 251	6 335	3 597	TANZANIA	686	750	411
SWEDEN	500 584	112 721	64 162	MADAGASCAR	131	95	52
FINLAND	333 473	59 463	33 680	REUNION	213	302	169
SWITZERLAND	318 880	95 101	54 167	MAURITIUS	119	133	70
AUSTRIA	1 342 484	317 043	180 536	ZAMBIA	37	120	65
MALTA	159	79	43	ZIMBABWE	134	275	157
YUGOSLAVIA	132 198	26 531	15 081	MALAWI	258	215	124
TURKEY	710	341	192	REP S AFRICA	10 385	6 792	3 846
SOVIET UNION	185	325	182	USA	134 712	72 360	41 052
POLAND	2 987	295	163	CANADA	19 966	12 591	7 179
CZECHOSLOVA	21 309	4 160	2 363	MEXICO	1 027	2 053	1 149
HUNGARY	2 980	397	224	BERMUDA	656	166	93
ROMANIA	215	58	32	GUATEMALA	436	308	174
MOROCCO	424	109	63	HONDURAS	158	127	70
TUNISIA	3 885	3 138	1 791	COSTA RICA	255	152	82
USA	45 235	41 511	23 615	CUBA	1 013	761	432
CANADA	1 053	843	479	HAITI	64	87	48
MEXICO	40	93	53	BAHAMAS	1 484	304	164
PANAMA	421	141	79	DOMINIC REP	412	406	229
HAITI	48	90	49	GUADELOUPE	803	305	171
BRAZIL	63 761	9 722	5 521	MARTINIQUE	340	142	79
ISRAEL	1 513	1 716	972	JAMAICA	259	194	110
INDIA	122	366	205	ST VINCENT	431	220	128
THAILAND	401	649	362	BARBADOS	72	202	117
MALAYSIA	641	391	225	TRINIDAD TOB	51	433	252
SINGAPORE	565	370	209	NETH ANTILL	294	257	140
PHILIPPINES	251	216	121	COLOMBIA	354	427	232
CHINA	19 395	7 830	4 388	VENEZUELA	361	462	259
SOUTH KOREA	47 338	19 035	10 840	ECUADOR	254	257	144
JAPAN	22 861	30 308	17 241	PERU	68	159	90
TAIWAN	7 480	8 434	4 770	BRAZIL	6 323	2 828	1 567
				CHILE	8 591	2 881	1 610

6 IMPORTS AND EXPORTS (SPECIAL TRADE) BY GROUPS OF THE SITC-REV. III AND BY COUNTRIES OF PRODUCTION AND CONSUMPTION 1988

GROUP COUNTRY	DT = 100 KG	1 000 DM	1 000 \$	GROUP COUNTRY	DT = 100 KG	1 000 DM	1 000 \$
BOLIVIA	204	272	144	INDONESIA	13 208	8 272	4 679
PARAGUAY	765	322	186	MALAYSIA	7 355	4 951	2 851
URUGUAY	122	148	80	SINGAPORE	904	466	272
ARGENTINA	1 402	1 101	631	CHINA	23 424	19 638	11 183
CYPRUS	18 154	5 843	3 297	NORTH KOREA	432	176	97
LEBANON	888	427	238	SOUTH KOREA	46 076	29 487	16 838
SYRIA	710	257	144	JAPAN	22 422	25 428	14 449
IRAQ	11 468	5 332	3 035	TAIWAN	46 371	28 947	16 486
IRAN	3 173	1 832	1 055	HONG KONG	505	442	241
ISRAEL	32 733	19 352	11 007	AUSTRALIA	499	227	133
JORDAN	3 845	2 361	1 385	NEW ZEALAND	457	541	310
SAUDI ARABIA	42 520	14 034	7 984	EXPORTS	5 158 230	5 056 088	2 888 984
KUWAIT	10 582	5 338	3 071	FRANCE	709 187	605 311	346 725
BAHRAIN	4 981	1 384	781	BELGIUM LUX	553 635	452 486	258 589
QATAR	1 667	925	535	NETHERLANDS	602 028	488 303	279 145
ARAB EMIRAT	9 158	3 842	2 186	ITALY	619 110	790 695	452 665
OMAN	2 487	1 439	830	UNTD KINGDOM	643 221	584 650	333 750
NORTH YEMEN	14 410	10 097	5 789	IRELAND	43 414	56 884	32 486
SOUTH YEMEN	768	296	167	DENMARK	182 504	137 949	78 888
AFGHANISTAN	298	199	111	GREECE	83 399	86 739	49 728
PAKISTAN	2 778	1 248	714	PORTUGAL	64 696	64 912	37 071
INDIA	3 820	2 096	1 165	SPAIN	114 114	92 741	53 007
BANGLADESH	284	112	64	CANARY IS	80	236	132
SRI LANKA	162	208	110	CEUTA MEL	57	92	51
BURMA	906	746	424	ICELAND	158	479	265
THAILAND	4 605	2 357	1 344	NORWAY	20 494	25 346	14 481
VIETNAM	51	37	37	SWEDEN	96 217	101 278	57 921
INDONESIA	903	875	493	FINLAND	62 523	70 982	40 517
MALAYSIA	5 124	2 256	1 269	SWITZERLAND	112 817	155 772	88 984
SINGAPORE	10 831	6 691	3 763	AUSTRIA	257 549	320 452	183 157
PHILIPPINES	5 745	877	488	ANDORRA	39	101	57
CHINA	13 184	4 316	2 498	MALTA	799	3 674	2 085
NORTH KOREA	90	97	51	YUGOSLAVIA	63 282	95 334	54 472
SOUTH KOREA	11 245	5 686	3 253	TURKEY	106 679	69 129	39 343
JAPAN	17 607	14 796	8 334	SOVIET UNION	156 483	156 327	89 147
TAIWAN	22 056	15 265	8 593	POLAND	26 681	30 792	17 466
HONG KONG	37 993	14 928	8 452	CZECHOSLOVA	23 278	27 905	15 949
MACAO	3 810	663	379	HUNGARY	63 038	62 812	35 990
AUSTRALIA	17 032	10 190	5 715	ROMANIA	1 326	5 144	2 923
PAPUA NEW G	790	263	144	BULGARIA	6 352	11 196	6 384
NEW ZEALAND	1 480	1 147	655	ALBANIA	128	198	110
NEW CALEDON	304	152	83	MOROCCO	33 052	19 789	11 271
651 TEXTILE YARN				ALGERIA	12 446	10 929	6 220
IMPORTS	4 281 659	3 758 017	2 147 479	TUNISIA	7 515	10 817	6 159
FRANCE	312 069	389 356	222 695	LIBYA	444	1 089	627
BELGIUM LUX	464 683	311 483	177 859	EGYPT	27 183	9 930	5 631
NETHERLANDS	479 016	376 377	214 753	BURKINA FASO	185	246	144
ITALY	593 174	706 092	404 197	IVORY COAST	1 034	1 340	761
UNTD KINGDOM	241 530	237 043	135 282	GHANA	340	125	71
IRELAND	10 730	16 558	9 459	NIGERIA	231	217	127
DENMARK	42 785	48 502	27 352	CAMEROON	107	304	168
GREECE	193 716	149 953	85 748	CENT AFR REP	15	85	49
PORTUGAL	8 754	9 639	5 482	GABON	27	53	30
SPAIN	124 268	74 157	42 391	CONGO	21	68	40
NORWAY	4 608	2 214	1 246	ZAIRE	37	110	63
SWEDEN	16 379	8 600	4 916	RWANDA	500	150	80
FINLAND	2 735	1 280	720	ANGOLA	23	217	126
SWITZERLAND	201 438	321 633	183 796	ETHIOPIA	93	159	89
AUSTRIA	189 624	182 033	103 882	KENYA	496	434	247
MALTA	13	80	47	TANZANIA	272	400	214
YUGOSLAVIA	37 034	39 224	22 562	MOZAMBIQUE	61	106	63
TURKEY	346 738	203 819	116 162	MAURITIUS	191	462	263
SOVIET UNION	270	119	69	ZAMBIA	38	208	119
POLAND	2 221	835	476	ZIMBABWE	127	199	110
CZECHOSLOVA	117 721	35 157	20 040	REP S AFRICA	36 046	31 105	17 575
HUNGARY	13 880	8 199	4 664	USA	178 703	177 890	101 456
ROMANIA	7 584	3 574	2 045	CANADA	25 403	35 300	20 060
BULGARIA	6 576	3 429	1 880	MEXICO	1 606	2 214	1 268
MOROCCO	2 143	1 958	1 140	GUATEMALA	144	200	119
EGYPT	96 107	78 476	44 896	EL SALVADOR	59	79	45
SUDAN	3 456	2 131	1 251	COSTA RICA	9	63	37
TANZANIA	1 349	678	396	PANAMA	33	127	71
MAURITIUS	3 761	2 161	1 266	DOMINIC REP	45	56	33
ZIMBABWE	12 927	5 757	3 288	BARBADOS	48	168	97
REP S AFRICA	10 909	7 458	4 257	TRINIDAD TOB	119	433	244
LESOTHO	18	62	36	ARUBA	13	62	33
USA	163 164	178 509	101 766	COLOMBIA	273	485	279
CANADA	19 546	16 203	9 170	VENEZUELA	2 876	3 174	1 799
MEXICO	10 644	5 151	2 988	ECUADOR	730	338	185
EL SALVADOR	10 311	6 107	3 467	PERU	177	263	148
COLOMBIA	9 379	5 805	3 393	BRAZIL	2 034	3 571	2 041
VENEZUELA	791	1 037	590	CHILE	2 867	2 564	1 444
PERU	23 723	25 489	14 533	PARAGUAY	35	88	52
BRAZIL	135 491	85 583	49 284	URUGUAY	209	224	129
URUGUAY	52	71	41	ARGENTINA	1 543	2 558	1 451
ARGENTINA	9 056	6 189	3 594	CYPRUS	1 012	2 257	1 274
CYPRUS	610	503	277	LEBANON	3 011	2 490	1 428
SYRIA	2 557	1 438	840	SYRIA	15 719	6 089	3 488
ISRAEL	6 891	10 116	5 808	IRAQ	1 224	1 085	601
PAKISTAN	26 072	13 985	8 128	IRAN	902	894	510
INDIA	76 612	36 038	20 822	ISRAEL	67 530	54 084	30 851
BANGLADESH	54 291	8 619	4 862	JORDAN	580	405	234
SRI LANKA	110	70	40	SAUDI ARABIA	2 034	3 913	2 242
THAILAND	22 276	10 318	5 985	KUWAIT	303	338	192
				BAHRAIN	15	160	90

6 IMPORTS AND EXPORTS (SPECIAL TRADE) BY GROUPS OF THE SITC-REV. III AND BY COUNTRIES OF PRODUCTION AND CONSUMPTION 1988

GROUP COUNTRY	DT = 100 KG	1 000 DM	1 000 \$	GROUP COUNTRY	DT = 100 KG	1 000 DM	1 000 \$
QATAR	3	105	62	DENMARK	27 520	48 397	27 645
ARAB EMIRAT	147	409	236	GREECE	37 599	90 674	51 895
OMAN	350	261	146	PORTUGAL	38 800	86 414	48 422
AFGHANISTAN	1 067	387	214	SPAIN	3 982	12 090	6 893
PAKISTAN	10 419	5 853	3 339	CANARY IS	519	3 339	1 890
INDIA	6 484	4 890	2 732	ICELAND	314	980	557
SRI LANKA	4 760	6 561	3 709	NORWAY	2 484	9 639	5 472
BURMA	581	909	517	SWEDEN	9 499	24 253	13 864
THAILAND	1 328	2 884	1 632	FINLAND	9 832	21 545	12 329
VIETNAM	66	193	110	SWITZERLAND	39 726	98 443	56 353
INDONESIA	16 361	9 808	5 674	AUSTRIA	56 742	156 497	89 504
MALAYSIA	1 587	3 255	1 887	MALTA	7 950	18 702	10 674
SINGAPORE	492	1 934	1 098	YUGOSLAVIA	67 578	218 134	124 813
PHILIPPINES	869	2 422	1 382	TURKEY	9 883	21 954	12 534
CHINA	7 331	7 715	4 377	SOVIET UNION	769	1 639	961
SOUTH KOREA	4 503	4 860	2 787	POLAND	27 185	66 680	38 085
JAPAN	25 692	70 639	40 031	CZECHOSLOVA	11 240	16 939	9 693
TAIWAN	8 094	6 450	3 659	HUNGARY	12 158	30 204	17 237
HONG KONG	3 195	7 180	4 059	ROMANIA	10 234	33 012	18 882
MACAO	38	153	88	BULGARIA	3 646	10 054	5 742
AUSTRALIA	20 853	28 435	16 052	ALBANIA	52	177	100
NEW ZEALAND	628	1 804	1 001	MOROCCO	15 947	41 460	23 711
NEW CALEDON	11	55	30	ALGERIA	726	1 009	553
FIJI	29	74	41	TUNISIA	48 712	112 229	64 150
FR POLYNESIA	20	77	42	EGYPT	223	460	266

652 COTTON FABRICS, WOVEN

IMPORTS	845 194	1 378 035	789 491	MAURITANIA	245	1 230	698
FRANCE	76 392	159 788	91 642	MALI	1 776	8 867	4 935
BELGIUM LUX	41 316	73 551	42 001	NIGER	1 689	6 671	3 730
NETHERLANDS	48 005	84 902	48 645	SENEGAL	1 467	7 992	4 595
ITALY	73 660	264 277	151 555	GAMBIA	192	743	417
UNTD KINGDOM	15 529	31 456	17 976	SIERRA LEONE	50	88	47
IRELAND	10 236	11 813	6 845	IVORY COAST	254	572	322
DENMARK	4 910	10 856	6 149	TOGO	54	167	92
GREECE	10 006	9 323	5 349	BENIN	1 492	6 120	3 484
PORTUGAL	3 255	7 263	4 162	NIGERIA	845	3 770	2 134
SPAIN	2 933	6 675	3 821	CAMEROON	142	280	159
NORWAY	1 080	2 540	1 454	CENT AFR REP	38	90	51
SWEDEN	5 262	13 754	7 854	GABON	58	297	172
FINLAND	1 636	3 827	2 170	CONGO	58	113	65
SWITZERLAND	35 761	136 559	78 257	KENYA	187	249	138
AUSTRIA	39 361	136 451	78 131	REUNION	94	228	128
MALTA	59	153	86	MAURITIUS	1 067	3 084	1 718
YUGOSLAVIA	16 643	18 669	10 618	COMOROS	25	61	33
TURKEY	50 196	42 272	23 941	ZAMBIA	1 088	1 295	765
SOVIET UNION	16 183	9 314	5 327	ZIMBABWE	119	204	113
POLAND	2 948	2 866	1 649	REP S AFRICA	599	1 872	1 039
CZECHOSLOVA	31 166	35 632	20 333	USA	9 291	38 387	21 889
HUNGARY	4 181	4 984	2 838	CANADA	2 205	7 781	4 455
ROMANIA	1 924	1 793	1 023	MEXICO	126	184	104
BULGARIA	748	655	376	COLOMBIA	14	68	39
MOROCCO	49	129	74	VENEZUELA	134	709	414
TUNISIA	611	596	346	BRAZIL	45	123	71
EGYPT	14 557	10 223	5 860	CHILE	343	812	456
IVORY COAST	123	97	58	URUGUAY	109	338	190
CAMEROON	2 883	2 073	1 175	CYPRUS	3 699	7 868	4 474
MADAGASCAR	12 715	8 682	4 915	LEBANON	1 210	2 427	1 368
ZAMBIA	503	305	178	SYRIA	562	683	390
ZIMBABWE	1 946	1 099	627	IRAQ	33	176	103
MALAWI	254	238	143	ISRAEL	2 478	5 017	2 869
REP S AFRICA	47	115	63	JORDAN	212	536	300
BOTSWANA	264	184	107	SAUDI ARABIA	665	2 488	1 408
USA	10 884	16 342	9 306	KUWAIT	286	1 070	603
MEXICO	1 279	892	498	BAHRAIN	55	237	135
COLOMBIA	3 452	2 200	1 266	QATAR	40	206	114
PERU	7 472	7 311	4 237	ARAB EMIRAT	339	1 073	611
BRAZIL	25 464	19 382	11 230	OMAN	39	187	107
ARGENTINA	3 555	2 599	1 481	NORTH YEMEN	145	255	146
CYPRUS	29	62	36	PAKISTAN	167	152	90
IRAN	127	69	41	INDIA	284	606	347
ISRAEL	823	1 027	600	SRI LANKA	1 479	4 447	2 530
BAHRAIN	162	120	66	THAILAND	875	1 782	1 014
QATAR	87	55	33	INDONESIA	122	281	166
PAKISTAN	33 120	22 594	12 941	MALAYSIA	133	554	316
INDIA	80 216	57 917	33 565	SINGAPORE	1 475	4 851	2 735
SRI LANKA	207	156	90	PHILIPPINES	166	533	307
THAILAND	37 481	34 863	19 993	CHINA	946	3 728	2 139
INDONESIA	15 096	14 785	8 528	SOUTH KOREA	1 983	7 962	4 550
MALAYSIA	10 142	8 066	4 692	JAPAN	4 025	24 945	14 298
PHILIPPINES	1 081	934	544	TAIWAN	2 077	10 083	5 578
CHINA	39 877	30 849	17 679	HONG KONG	6 068	22 643	12 834
SOUTH KOREA	18 821	23 652	13 504	AUSTRALIA	1 880	7 730	4 397
JAPAN	8 122	16 004	9 171	NEW ZEALAND	388	2 313	1 309
TAIWAN	14 840	18 850	10 710	FIJI	16	64	36
HONG KONG	5 375	5 996	3 419				
EXPORTS	1 251 636	2 451 151	1 401 588	653 FABRICS, MAN-MADE FIBRES			
FRANCE	182 034	273 578	156 865	IMPORTS	954 877	2 165 229	1 234 355
BELGIUM LUX	59 813	101 651	58 137	FRANCE	143 185	363 641	207 226
NETHERLANDS	160 822	228 986	131 189	BELGIUM LUX	116 739	235 022	134 453
ITALY	187 816	263 735	151 164	NETHERLANDS	49 907	102 683	58 522
UNTD KINGDOM	158 512	243 249	138 888	ITALY	175 847	606 588	345 823
IRELAND	3 266	7 163	4 085	UNTD KINGDOM	51 828	45 707	26 029
				IRELAND	2 014	2 175	1 266
				DENMARK	3 171	6 450	3 667
				GREECE	6 322	6 506	3 738
				PORTUGAL	9 380	31 860	18 220

6 IMPORTS AND EXPORTS (SPECIAL TRADE) BY GROUPS OF THE SITC-REV. III AND BY COUNTRIES OF PRODUCTION AND CONSUMPTION 1988

GROUP COUNTRY	DT = 100 KG	1 000 DM	1 000 \$	GROUP COUNTRY	DT = 100 KG	1 000 DM	1 000 \$
SPAIN	7 198	29 555	16 780	CHILE	293	1 055	592
NORWAY	93	240	133	PARAGUAY	20	107	62
SWEDEN	2 986	11 108	6 359	URUGUAY	112	945	193
FINLAND	385	1 300	745	ARGENTINA	49	226	127
SWITZERLAND	26 580	114 025	64 886	CYPRUS	2 208	6 575	3 748
AUSTRIA	40 755	116 698	66 658	LEBANON	1 371	3 455	1 953
YUGOSLAVIA	4 037	6 691	3 806	SYRIA	221	683	384
TURKEY	8 828	15 779	9 004	IRAQ	52	213	123
SOVIET UNION	6 738	5 623	3 184	IRAN	375	775	466
POLAND	1 486	1 395	780	ISRAEL	9 918	21 231	12 132
CZECHOSLOVA	15 294	23 025	13 083	JORDAN	191	468	269
HUNGARY	19 246	11 404	6 529	SAUDI ARABIA	2 083	7 033	4 043
ROMANIA	1 177	1 217	690	KUWAIT	561	2 227	1 266
BULGARIA	948	1 380	781	BAHRAIN	63	312	173
MOROCCO	252	753	427	QATAR	91	361	201
TANZANIA	602	353	199	ARAB EMIRAT	932	3 846	2 185
REP S AFRICA	57	219	123	OMAN	29	112	64
USA	6 555	25 532	14 524	AFGHANISTAN	20	115	62
CANADA	148	703	388	INDIA	301	619	341
MEXICO	46	141	83	SRI LANKA	5 115	11 036	6 208
PERU	939	1 177	665	THAILAND	1 061	2 356	1 324
BRAZIL	13 676	5 877	3 388	INDONESIA	391	588	335
ISRAEL	242	358	207	MALAYSIA	423	1 302	740
PAKISTAN	9 706	6 688	3 991	SINGAPORE	1 687	5 729	3 268
INDIA	2 410	1 955	1 127	PHILIPPINES	433	1 373	788
THAILAND	21 353	20 386	11 794	CHINA	1 232	4 768	2 660
INDONESIA	14 222	15 945	9 038	SOUTH KOREA	5 124	23 111	13 059
MALAYSIA	13 625	14 509	8 306	JAPAN	2 730	17 296	9 830
PHILIPPINES	89	279	149	TAIWAN	2 440	7 730	4 380
CHINA	34 244	29 254	16 633	HONG KONG	7 079	26 249	14 786
SOUTH KOREA	25 808	52 105	29 501	AUSTRALIA	2 404	11 420	6 473
JAPAN	33 974	162 925	92 653	NEW ZEALAND	2 151	7 180	4 083
TAIWAN	82 103	84 192	47 792				
HONG KONG	614	1 612	903				
EXPORTS	1 451 836	3 807 391	2 168 512	654 OTH. TEXTILE FABRIC, WOVEN			
FRANCE	166 147	330 080	188 529	IMPORTS	516 928	1 622 195	928 442
BELGIUM LUX	87 387	146 944	83 912	FRANCE	117 534	160 215	91 552
NETHERLANDS	197 872	407 880	232 445	BELGIUM LUX	37 842	53 071	30 335
ITALY	126 161	280 613	159 972	NETHERLANDS	40 188	81 886	46 451
UNTD KINGDOM	178 652	444 011	252 433	ITALY	175 370	881 018	504 740
IRELAND	4 247	15 695	8 943	UNTD KINGDOM	20 031	80 658	46 049
DENMARK	26 134	65 577	37 420	IRELAND	806	6 037	3 460
GREECE	57 965	204 426	116 342	DENMARK	1 262	6 230	3 554
PORTUGAL	34 368	134 945	76 795	GREECE	677	905	517
SPAIN	21 311	52 605	29 971	PORTUGAL	1 703	6 350	3 594
CANARY IS	53	243	135	SPAIN	2 439	12 305	7 026
ICELAND	331	1 325	748	NORWAY	20	88	49
NORWAY	8 419	23 995	13 618	SWEDEN	5 552	7 135	4 080
SWEDEN	23 530	65 207	37 267	FINLAND	193	159	94
FINLAND	17 915	45 523	26 029	SWITZERLAND	14 656	75 067	43 025
SWITZERLAND	54 341	158 054	90 002	AUSTRIA	18 735	52 684	30 224
AUSTRIA	70 255	184 663	105 248	YUGOSLAVIA	7 748	5 032	2 903
MALTA	7 851	26 480	15 043	TURKEY	2 210	3 871	2 176
YUGOSLAVIA	110 183	389 554	221 898	SOVIET UNION	955	1 224	698
TURKEY	14 673	37 346	21 198	POLAND	2 100	3 858	2 178
SOVIET UNION	5 661	9 927	5 796	CZECHOSLOVA	14 461	10 860	6 163
POLAND	25 961	95 688	54 514	HUNGARY	282	300	171
CZECHOSLOVA	6 089	20 916	11 877	ROMANIA	86	175	94
HUNGARY	20 663	80 843	46 081	BULGARIA	75	506	289
ROMANIA	23 792	74 531	42 366	MOROCCO	20	137	74
BULGARIA	10 373	18 091	10 308	REP S AFRICA	242	607	347
ALBANIA	336	1 192	673	USA	2 720	6 429	3 624
MOROCCO	19 654	66 001	37 436	CANADA	4 997	5 578	3 177
ALGERIA	331	723	430	PERU	74	461	262
TUNISIA	26 422	70 587	40 218	BRAZIL	295	336	188
EGYPT	870	2 341	1 352	URUGUAY	2 645	10 071	5 682
MAURITANIA	118	65	37	ARGENTINA	161	542	322
NIGER	28	187	108	ISRAEL	291	1 373	741
SENEGAL	34	84	48	INDIA	18 023	46 881	26 710
IVORY COAST	666	1 165	667	BANGLADESH	5 955	874	497
TOGO	74	121	74	NEPAL	49	132	76
BENIN	787	800	466	THAILAND	971	1 231	706
NIGERIA	665	300	175	CHINA	8 525	72 107	41 832
CAMEROON	557	994	566	SOUTH KOREA	1 508	10 795	6 251
CENT AFR REP	170	494	269	JAPAN	931	4 737	2 666
GABON	71	108	60	TAIWAN	3 630	2 527	1 436
CONGO	31	58	33	HONG KONG	815	7 463	4 262
ZAIRE	23	76	42	EXPORTS	370 887	1 152 452	657 112
ANGOLA	241	492	284	FRANCE	16 374	40 234	22 961
KENYA	675	1 340	740	BELGIUM LUX	12 969	39 017	22 313
REUNION	235	699	400	NETHERLANDS	51 836	89 032	50 966
MAURITIUS	555	1 727	967	ITALY	27 661	106 715	61 752
ZAMBIA	221	808	448	UNTD KINGDOM	12 588	42 332	24 098
ZIMBABWE	673	1 392	786	IRELAND	3 196	6 112	3 451
REP S AFRICA	5 177	18 798	10 634	DENMARK	3 204	7 167	4 088
BOTSWANA	44	171	95	GREECE	16 369	68 278	38 864
USA	34 453	122 715	69 900	PORTUGAL	11 032	45 611	26 011
CANADA	5 870	23 499	13 373	SPAIN	7 844	13 840	7 853
MEXICO	158	723	408	ICELAND	107	323	176
GUADELOUPE	30	119	63	NORWAY	4 659	7 923	4 503
MARTINIQUE	36	126	73	SWEDEN	14 560	21 111	12 071
COLOMBIA	109	595	333	FINLAND	1 631	7 967	4 549
VENEZUELA	282	1 665	967	SWITZERLAND	24 389	65 709	37 440
PERU	47	281	163	AUSTRIA	35 862	76 342	43 471
BRAZIL	469	1 266	724				

6 IMPORTS AND EXPORTS (SPECIAL TRADE) BY GROUPS OF THE SITC-REV. III AND BY COUNTRIES OF PRODUCTION AND CONSUMPTION 1988

GROUP COUNTRY	DT = 100 KG	1 000 DM	1 000 \$	GROUP COUNTRY	DT = 100 KG	1 000 DM	1 000 \$
MALTA	2 173	11 205	6 355	UNTD KINGDOM	29 339	72 345	41 128
YUGOSLAVIA	51 383	228 980	130 230	IRELAND	6 661	17 952	10 241
TURKEY	4 830	21 161	11 913	DENMARK	5 905	14 467	8 283
SOVIET UNION	296	120	67	GREECE	21 578	49 038	27 936
POLAND	10 239	42 291	24 052	PORTUGAL	8 847	26 205	14 961
CZECHOSLOVA	1 567	5 982	3 462	SPAIN	6 990	20 024	11 455
HUNGARY	6 971	33 472	19 167	CANARY IS	41	150	84
ROMANIA	9 596	30 421	17 252	ICELAND	99	419	233
BULGARIA	262	1 211	684	NORWAY	1 696	4 968	2 844
ALBANIA	346	1 111	625	SWEDEN	3 443	10 425	5 942
MOROCCO	1 041	3 449	1 920	FINLAND	3 662	6 990	4 001
ALGERIA	444	178	101	SWITZERLAND	22 093	60 700	34 691
TUNISIA	2 158	7 606	4 312	AUSTRIA	42 194	116 864	66 621
EGYPT	46	205	112	MALTA	2 341	5 865	3 309
NIGERIA	516	687	402	YUGOSLAVIA	36 339	91 621	52 336
MAURITIUS	1 072	9 279	5 244	TURKEY	2 176	4 899	2 789
ZAMBIA	31	126	72	SOVIET UNION	1 930	6 296	3 710
ZIMBABWE	67	163	91	POLAND	4 948	12 805	7 277
REP S AFRICA	762	2 104	1 184	CZECHOSLOVA	1 750	5 258	2 995
USA	9 866	32 258	18 286	HUNGARY	8 532	22 705	12 952
CANADA	2 132	7 529	4 287	ROMANIA	2 151	6 416	3 645
MEXICO	17	153	87	BULGARIA	840	2 128	1 201
VENEZUELA	47	369	211	MOROCCO	16 256	42 534	24 145
BRAZIL	1 396	1 309	748	ALGERIA	148	445	243
CHILE	29	161	96	TUNISIA	11 183	24 013	13 744
ARGENTINA	53	233	132	EGYPT	52	113	66
CYPRUS	103	380	207	SENEGAL	104	98	57
LEBANON	32	188	105	SIERRA LEONE	96	83	45
IRAQ	131	193	105	GHANA	7	60	36
IRAN	66	273	151	ANGOLA	21	110	63
ISRAEL	822	2 461	1 381	KENYA	45	86	47
SAUDI ARABIA	815	1 702	968	TANZANIA	47	135	78
KUWAIT	13	67	36	MADAGASCAR	190	61	36
ARAB EMIRAT	119	266	154	REUNION	34	82	47
PAKISTAN	18	59	33	MAURITIUS	891	3 004	1 701
INDIA	152	486	274	ZAMBIA	8	88	49
SRI LANKA	94	312	173	ZIMBABWE	50	180	103
NEPAL	6	63	37	MALAWI	163	118	65
THAILAND	69	128	68	REP S AFRICA	676	2 760	1 559
INDONESIA	116	244	135	USA	5 348	14 037	7 985
MALAYSIA	81	336	194	CANADA	1 392	5 661	3 213
SINGAPORE	99	637	370	CUBA	5	60	34
CHINA	789	2 750	1 577	COLOMBIA	21	203	117
SOUTH KOREA	2 650	10 257	5 944	VENEZUELA	95	464	261
JAPAN	3 498	29 359	16 619	ECUADOR	291	220	126
TAIWAN	6 638	8 137	4 568	BRAZIL	83	128	70
HONG KONG	1 565	9 376	5 346	CHILE	20	83	46
AUSTRALIA	517	3 414	1 941	ARGENTINA	22	93	51
NEW ZEALAND	545	1 258	719	CYPRUS	441	1 088	629
				LEBANON	381	521	292
				SYRIA	164	82	48
				IRAQ	86	244	139
				IRAN	97	196	115
				ISRAEL	2 749	7 626	4 368
				JORDAN	37	58	34
				SAUDI ARABIA	441	1 180	665
				KUWAIT	352	1 139	635
				BAHRAIN	22	111	61
				QATAR	28	86	50
				ARAB EMIRAT	487	1 236	693
				AFGHANISTAN	36	81	48
				PAKISTAN	44	113	65
				INDIA	33	69	37
				SRI LANKA	144	579	328
				THAILAND	234	813	463
				INDONESIA	169	332	188
				MALAYSIA	303	1 183	690
				SINGAPORE	232	494	271
				PHILIPPINES	439	1 873	1 064
				CHINA	396	1 227	677
				NORTH KOREA	21	54	32
				SOUTH KOREA	514	1 993	1 149
				JAPAN	1 045	6 514	3 690
				TAIWAN	268	1 992	1 119
				HONG KONG	1 456	6 501	3 671
				AUSTRALIA	688	2 587	1 453
				NEW ZEALAND	384	987	554
655 KNIT.CROCHET.FABRIC NES				656 TULLE,LACE,EMBROIDRY.ETC			
IMPORTS	261 004	591 207	337 293	IMPORTS	94 595	387 330	221 549
FRANCE	20 607	50 012	28 595	FRANCE	12 332	64 510	36 895
BELGIUM LUX	12 713	25 203	14 375	BELGIUM LUX	8 054	15 138	8 676
NETHERLANDS	28 651	53 040	30 347	NETHERLANDS	13 043	19 873	11 368
ITALY	98 238	235 773	134 513	ITALY	13 773	29 560	16 948
UNTD KINGDOM	15 380	32 305	18 398	UNTD KINGDOM	1 724	10 785	6 139
IRELAND	160	269	154	IRELAND	908	3 572	2 049
DENMARK	471	1 577	911	DENMARK	232	669	385
GREECE	2 710	5 100	2 906	GREECE	91	774	443
PORTUGAL	318	609	335	PORTUGAL	10 734	8 297	4 775
SPAIN	6 536	10 043	5 706	SPAIN	1 397	2 792	1 603
SWEDEN	1 194	2 309	1 309	NORWAY	40	52	30
FINLAND	84	154	87	SWEDEN	344	906	517
SWITZERLAND	13 204	42 546	24 335	FINLAND	420	584	333
AUSTRIA	35 855	97 496	55 593	SWITZERLAND	7 532	73 450	41 976
MALTA	594	633	362	AUSTRIA	11 343	115 495	66 148
YUGOSLAVIA	1 849	3 015	1 687				
TURKEY	5 227	4 599	2 620				
SOVIET UNION	138	57	31				
POLAND	2 238	2 163	1 226				
CZECHOSLOVA	7 057	4 012	2 300				
HUNGARY	1 059	641	360				
USA	2 443	7 122	4 015				
ARGENTINA	104	157	87				
CYPRUS	65	55	34				
LEBANON	47	93	53				
ISRAEL	36	98	57				
PAKISTAN	159	228	131				
INDIA	19	90	50				
SRI LANKA	67	63	33				
THAILAND	46	109	64				
MALAYSIA	315	409	226				
CHINA	359	1 621	914				
SOUTH KOREA	384	1 048	591				
JAPAN	1 685	6 928	3 957				
TAIWAN	456	673	388				
HONG KONG	452	728	414				
EXPORTS	438 725	1 071 049	611 233				
FRANCE	64 977	147 001	84 148				
BELGIUM LUX	38 232	63 831	36 446				
NETHERLANDS	50 795	109 856	62 810				
ITALY	21 936	55 309	31 625				



6 IMPORTS AND EXPORTS (SPECIAL TRADE) BY GROUPS OF THE SITC-REV. III AND BY COUNTRIES OF PRODUCTION AND CONSUMPTION 1988

GROUP COUNTRY	DT = 100 KG	1 000 DM	1 000 \$	GROUP COUNTRY	DT = 100 KG	1 000 DM	1 000 \$
YUGOSLAVIA	252	821	464	AUSTRALIA	491	1 775	1 003
TURKEY	108	391	222	NEW ZEALAND	64	373	208
POLAND	396	716	411				
CZECHOSLOVA	380	872	499	657 SPECIAL YARN, TXTL. FABRIC			
HUNGARY	335	212	123	IMPORTS	1 324 306	1 407 858	803 354
BULGARIA	1	54	32	FRANCE	173 043	160 170	91 258
MOROCCO	22	62	37	BELGIUM LUX	217 215	212 586	121 387
USA	1 811	9 409	5 331	NETHERLANDS	226 177	247 123	140 735
CANADA	17	308	173	ITALY	140 721	182 124	104 211
BRAZIL	295	1 410	805	UNTD KINGDOM	55 109	83 199	47 388
PAKISTAN	1 002	1 468	835	IRELAND	2 056	9 351	5 342
INDIA	197	1 605	916	DENMARK	18 421	14 800	8 424
SRI LANKA	33	291	172	GREECE	1 107	1 283	735
THAILAND	485	503	283	PORTUGAL	62 686	15 918	9 117
VIETNAM	6	77	47	SPAIN	16 133	16 935	9 634
INDONESIA	145	369	218	NORWAY	1 655	5 228	2 996
MALAYSIA	20	147	86	SWEDEN	26 308	38 600	22 079
PHILIPPINES	9	119	68	FINLAND	15 799	13 270	7 558
CHINA	843	2 841	1 609	SWITZERLAND	39 769	96 334	54 943
SOUTH KOREA	270	1 579	894	AUSTRIA	41 851	48 826	27 830
JAPAN	2 982	7 022	4 023	MALTA	69	271	154
TAIWAN	2 344	7 775	4 420	YUGOSLAVIA	35 653	15 315	8 720
HONG KONG	644	2 851	1 501	TURKEY	2 020	1 930	1 097
EXPORTS	101 826	412 721	235 115	SOVIET UNION	132	80	46
FRANCE	13 310	42 667	24 353	POLAND	12 374	2 428	1 396
BELGIUM LUX	9 977	23 320	13 270	CZECHOSLOVA	24 769	7 261	4 142
NETHERLANDS	10 118	36 153	20 641	HUNGARY	18 497	5 229	3 010
ITALY	12 805	58 269	33 309	ROMANIA	69	137	75
UNTD KINGDOM	5 010	21 733	12 381	BULGARIA	668	90	48
IRELAND	273	2 310	1 310	TUNISIA	351	412	232
DENMARK	2 479	9 549	5 446	KENYA	299	91	51
GREECE	1 414	8 396	4 775	TANZANIA	30 124	3 921	2 253
PORTUGAL	1 613	10 178	5 759	MADAGASCAR	11 358	1 861	1 043
SPAIN	2 295	7 215	4 109	USA	44 919	104 914	59 793
CANARY IS	6	53	30	CANADA	272	2 281	1 301
ICELAND	66	391	221	MEXICO	363	220	126
NORWAY	2 709	3 240	1 832	CUBA	6 035	600	333
SWEDEN	2 523	9 415	5 365	HAITI	1 555	197	116
FINLAND	1 469	4 339	2 474	ECUADOR	5	52	30
SWITZERLAND	5 884	21 000	11 969	BRAZIL	49 463	6 422	3 637
AUSTRIA	10 325	46 962	26 782	ISRAEL	2 663	3 529	1 991
MALTA	380	1 451	820	PAKISTAN	208	93	53
YUGOSLAVIA	3 425	22 130	12 606	INDIA	1 471	567	326
TURKEY	957	4 019	2 292	BANGLADESH	365	97	54
SOVIET UNION	87	611	351	SRI LANKA	139	66	36
POLAND	1 256	4 888	2 765	THAILAND	1 168	383	213
CZECHOSLOVA	718	2 746	1 570	MALAYSIA	182	867	495
HUNGARY	2 485	9 753	5 547	PHILIPPINES	2 583	501	279
ROMANIA	448	3 833	2 177	CHINA	1 459	2 788	1 629
BULGARIA	307	1 398	789	SOUTH KOREA	5 073	4 088	2 325
ALBANIA	11	99	52	JAPAN	24 287	88 931	51 011
MOROCCO	902	2 981	1 689	TAIWAN	5 345	5 035	2 881
ALGERIA	64	794	450	HONG KONG	420	608	346
TUNISIA	1 154	6 654	3 802	EXPORTS	1 984 572	2 668 069	1 520 631
LIBYA	64	234	127	FRANCE	360 180	362 984	207 545
EGYPT	6	62	33	BELGIUM LUX	192 098	211 287	120 467
NIGERIA	69	190	111	NETHERLANDS	243 096	245 953	140 434
UGANDA	12	67	38	ITALY	230 391	272 099	155 550
MAURITIUS	425	1 464	827	UNTD KINGDOM	148 409	174 408	99 338
ZAMBIA	32	188	106	IRELAND	7 377	6 230	3 549
ZIMBABWE	13	80	46	DENMARK	60 536	74 247	42 272
REP S AFRICA	470	2 585	1 452	GREECE	30 703	49 917	28 494
USA	3 057	12 370	7 047	PORTUGAL	18 868	45 344	25 780
CANADA	574	4 014	2 280	SPAIN	57 820	61 117	34 848
MEXICO	49	204	113	CANARY IS	488	865	488
CUBA	17	92	52	ICELAND	1 282	2 123	1 198
COLOMBIA	6	76	40	FAROE IS	33	74	43
VENEZUELA	4	138	79	NORWAY	24 292	39 035	22 201
PERU	6	269	153	SWEDEN	44 987	81 803	46 655
BRAZIL	58	2 076	1 166	FINLAND	29 125	71 547	40 696
CHILE	27	170	98	SWITZERLAND	72 734	118 132	67 401
URUGUAY	6	50	30	AUSTRIA	96 970	157 740	89 735
ARGENTINA	27	152	87	MALTA	2 733	8 552	4 859
CYPRUS	33	228	131	YUGOSLAVIA	48 877	134 225	76 485
LEBANON	101	190	101	TURKEY	6 381	15 494	8 817
SYRIA	83	97	56	SOVIET UNION	16 027	24 808	14 257
IRAQ	87	216	125	POLAND	13 465	25 311	14 409
ISRAEL	1 082	4 049	2 306	CZECHOSLOVA	4 794	11 498	6 544
JORDAN	27	87	50	HUNGARY	16 434	33 989	19 416
SAUDI ARABIA	119	411	230	ROMANIA	7 596	20 845	11 798
KUWAIT	13	72	41	BULGARIA	9 673	11 329	6 480
ARAB EMIRAT	16	91	49	ALBANIA	231	505	285
PAKISTAN	12	50	30	MOROCCO	2 177	5 558	3 151
INDIA	131	782	445	ALGERIA	1 331	4 279	2 460
SRI LANKA	148	1 070	598	TUNISIA	4 854	10 205	5 833
THAILAND	40	224	130	LIBYA	2 348	2 824	1 539
INDONESIA	11	81	45	EGYPT	1 687	3 934	2 226
MALAYSIA	82	429	243	SUDAN	4 138	431	249
SINGAPORE	159	375	214	MAURITANIA	70	74	43
PHILIPPINES	110	872	497	SENEGAL	1 143	377	214
CHINA	62	525	294	LIBERIA	66	98	50
SOUTH KOREA	185	1 078	616	IVORY COAST	450	328	186
JAPAN	277	2 677	1 511	GHANA	431	364	205
TAIWAN	41	511	279				
HONG KONG	917	4 941	2 813				

## 6 IMPORTS AND EXPORTS (SPECIAL TRADE) BY GROUPS OF THE SITC-REV. III AND BY COUNTRIES OF PRODUCTION AND CONSUMPTION 1988

GROUP COUNTRY	DT = 100 KG	1 000 DM	1 000 \$	GROUP COUNTRY	DT = 100 KG	1 000 DM	1 000 \$
NIGERIA	1 373	1 208	698	YUGOSLAVIA	42 455	54 857	31 332
CAMEROON	564	950	535	TURKEY	89 496	107 415	61 341
ZAIRE	44	53	31	SOVIET UNION	1 315	1 024	590
RWANDA	81	108	61	POLAND	11 076	11 106	6 343
ANGOLA	52	258	152	CZECHOSLOVA	35 037	34 995	20 008
ETHIOPIA	1 252	960	536	HUNGARY	14 777	15 276	8 742
KENYA	434	827	466	ROMANIA	5 675	6 562	3 734
UGANDA	578	238	141	BULGARIA	5 324	3 439	1 952
TANZANIA	50	400	219	ALBANIA	96	71	40
MADAGASCAR	656	653	366	MOROCCO	236	574	330
MAURITIUS	435	628	358	TUNISIA	191	712	397
ZAMBIA	53	244	139	EGYPT	1 277	1 326	748
ZIMBABWE	396	1 267	714	TANZANIA	78	76	41
REP S AFRICA	9 423	24 902	14 119	MAURITIUS	1 960	1 884	1 049
USA	48 786	83 220	47 950	ZIMBABWE	526	667	366
CANADA	7 653	11 622	6 624	REP S AFRICA	904	1 214	703
MEXICO	864	5 114	2 906	LESOTHO	11	75	41
GUATEMALA	648	663	383	USA	5 016	11 822	6 689
HONDURAS	39	64	32	CANADA	250	939	530
NICARAGUA	89	92	53	ST PIERRE	10	99	54
COSTA RICA	89	199	115	MEXICO	145	294	164
PANAMA	14	69	40	EL SALVADOR	295	564	324
CUBA	584	544	304	COLOMBIA	2 252	2 344	1 340
DOMINIC REP	69	281	166	PERU	182	456	254
JAMAICA	106	108	62	BRAZIL	35 370	60 221	34 185
BARBADOS	202	162	91	ARGENTINA	499	244	134
TRINIDAD TOB	459	394	224	CYPRUS	2 609	3 519	1 986
NETH ANTILL	107	87	49	SYRIA	572	667	378
COLOMBIA	226	1 308	754	IRAN	168	245	138
VENEZUELA	1 293	3 444	1 957	ISRAEL	12 594	19 721	11 180
ECUADOR	277	502	285	AFGHANISTAN	102	363	207
PERU	342	1 068	602	PAKISTAN	59 326	58 143	33 122
BRAZIL	2 592	8 128	4 568	INDIA	35 995	46 271	26 369
CHILE	4 577	4 704	2 649	BANGLADESH	59 618	8 650	4 925
BOLIVIA	43	110	60	SRI LANKA	2 402	6 166	3 531
URUGUAY	582	895	504	THAILAND	7 802	8 287	4 695
ARGENTINA	1 398	3 654	2 059	INDONESIA	5 089	7 214	4 052
CYPRUS	1 976	1 763	978	MALAYSIA	748	4 777	2 705
LEBANON	2 120	1 476	823	SINGAPORE	27	91	49
SYRIA	2 768	1 504	852	PHILIPPINES	3 966	15 791	8 862
IRAQ	8 847	4 576	2 576	CHINA	143 707	122 546	69 920
IRAN	1 271	3 434	1 949	SOUTH KOREA	12 911	23 224	13 433
ISRAEL	9 061	13 895	7 883	JAPAN	742	3 475	1 954
JORDAN	989	656	371	TAIWAN	16 377	25 416	14 474
SAUDI ARABIA	6 672	6 281	3 584	HONG KONG	13 475	41 813	23 947
KUWAIT	1 017	1 171	655	AUSTRALIA	44	206	120
BAHRAIN	179	325	185	EXPORTS	458 387	853 899	485 448
QATAR	42	117	64	FRANCE	51 152	105 227	60 053
ARAB EMIRAT	563	1 143	649	BELGIUM LUX	40 546	60 374	34 343
NORTH YEMEN	22	126	75	NETHERLANDS	119 087	173 568	99 056
SOUTH YEMEN	177	152	91	ITALY	38 419	65 803	37 467
PAKISTAN	1 052	2 340	1 316	UNTD KINGDOM	22 751	38 918	22 139
INDIA	1 950	6 263	3 556	IRELAND	1 338	1 118	637
BANGLADESH	90	213	122	DENMARK	24 918	31 086	17 607
SRI LANKA	1 407	2 891	1 647	GREECE	3 721	6 026	3 440
NEPAL	17	67	36	PORTUGAL	1 160	3 059	1 737
BURMA	770	1 665	971	SPAIN	4 091	8 653	4 933
THAILAND	4 252	7 086	4 003	CANARY IS	328	987	552
INDONESIA	776	3 443	1 945	ICELAND	293	931	519
MALAYSIA	807	2 361	1 344	NORWAY	3 551	9 405	5 318
BRUNEI	146	328	191	SWEDEN	7 777	15 546	8 832
SINGAPORE	2 041	4 259	2 404	FINLAND	2 409	5 762	3 272
PHILIPPINES	448	1 482	851	SWITZERLAND	36 834	114 547	65 175
MONGOLIA	5	56	34	AUSTRIA	41 220	104 968	59 658
CHINA	6 088	12 179	6 911	ANDORRA	36	127	74
NORTH KOREA	27	243	144	MALTA	167	403	233
SOUTH KOREA	9 029	24 816	14 014	YUGOSLAVIA	2 566	5 660	3 227
JAPAN	34 505	39 690	22 599	TURKEY	547	941	535
TAIWAN	3 525	7 102	4 042	SOVIET UNION	11 011	7 566	4 184
HONG KONG	21 339	46 528	26 200	POLAND	3 173	3 632	2 063
MACAO	42	215	122	CZECHOSLOVA	435	1 190	660
AUSTRALIA	7 816	15 951	9 056	HUNGARY	1 927	3 117	1 775
NEW ZEALAND	1 183	2 279	1 282	ROMANIA	199	792	447
FIJI	53	55	31	BULGARIA	14	97	55
FR POLYNESIA	45	120	68	MOROCCO	282	582	330
658 TEXTILE ARTICLES NES				ALGERIA	106	91	48
IMPORTS	940 796	1 285 351	732 491	TUNISIA	558	1 679	951
FRANCE	23 664	57 941	33 197	LIBYA	270	767	445
BELGIUM LUX	35 702	60 600	34 313	EGYPT	289	204	115
NETHERLANDS	40 747	53 955	30 773	SUDAN	167	326	176
ITALY	30 484	55 909	31 928	BURKINA FASO	273	551	302
UNTD KINGDOM	14 351	29 143	16 601	CHAD	53	99	56
IRELAND	2 333	4 418	2 506	GHANA	68	126	72
DENMARK	6 757	18 453	10 508	NIGERIA	1 230	774	429
GREECE	46 052	59 328	33 884	RWANDA	224	394	213
PORTUGAL	59 506	103 851	59 023	BURUNDI	301	331	178
SPAIN	3 299	7 365	4 169	ETHIOPIA	3 210	3 807	2 140
ICELAND	34	171	94	SOMALIA	151	77	43
NORWAY	263	1 206	697	KENYA	11	93	51
SWEDEN	8 521	17 939	10 212	UGANDA	75	61	32
FINLAND	2 106	4 876	2 787	TANZANIA	463	225	122
SWITZERLAND	9 575	38 889	22 164	ZIMBABWE	104	206	120
AUSTRIA	24 424	56 029	31 909	REP S AFRICA	888	1 597	925
MALTA	62	102	61	USA	15 674	25 788	14 500
				CANADA	2 171	5 301	2 958

6 IMPORTS AND EXPORTS (SPECIAL TRADE) BY GROUPS OF THE SITC-REV. III AND BY COUNTRIES OF PRODUCTION AND CONSUMPTION 1988

GROUP COUNTRY	DT = 100 KG	1 000 DM	1 000 \$	GROUP COUNTRY	DT = 100 KG	1 000 DM	1 000 \$
MEXICO	8	77	42	UNID COUNTR	30	56	34
NICARAGUA	36	66	35	EXPORTS	865 873	982 880	559 958
JAMAICA	184	154	82	FRANCE	119 041	143 002	81 679
NETH ANTILL	18	148	84	BELGIUM LUX	96 024	122 059	69 572
COLOMBIA	7	98	55	NETHERLANDS	200 235	184 480	105 321
VENEZUELA	24	105	57	ITALY	44 403	46 974	26 912
ECUADOR	49	55	33	UNTD KINGDOM	68 531	66 379	37 657
BRAZIL	101	130	75	IRELAND	1 063	877	485
CHILE	22	116	63	DENMARK	44 360	33 942	19 290
ARGENTINA	100	230	131	GREECE	2 938	3 968	2 252
CYPRUS	181	606	340	PORTUGAL	1 761	2 428	1 376
LEBANON	155	345	195	SPAIN	8 648	13 259	7 458
IRAQ	797	2 360	1 324	CANARY IS	1 885	2 235	1 241
IRAN	203	134	77	ICELAND	1 486	1 266	721
ISRAEL	1 369	3 149	1 780	FAROE IS	1 180	944	556
JORDAN	441	256	146	NORWAY	15 332	16 309	9 250
SAUDI ARABIA	1 903	2 199	1 235	SWEDEN	32 661	32 501	18 481
KUWAIT	169	876	490	FINLAND	6 249	6 780	3 853
BAHRAIN	487	701	408	SWITZERLAND	108 541	163 803	93 336
QATAR	59	151	87	AUSTRIA	74 424	88 919	50 539
ARAB EMIRAT	298	1 267	720	ANDORRA	110	497	280
NORTH YEMEN	62	234	135	MALTA	144	195	111
PAKISTAN	49	529	290	YUGOSLAVIA	1 831	1 276	743
INDIA	78	1 278	702	TURKEY	842	1 824	1 040
SRI LANKA	49	118	69	SOVIET UNION	3 785	1 703	970
THAILAND	107	728	419	POLAND	250	418	234
INDONESIA	21	144	83	CZECHOSLOVA	185	163	89
MALAYSIA	50	236	133	HUNGARY	194	467	257
SINGAPORE	1 004	4 249	2 405	MOROCCO	51	403	229
PHILIPPINES	65	799	447	ALGERIA	681	1 463	861
CHINA	214	476	267	TUNISIA	97	219	122
SOUTH KOREA	66	306	171	LIBYA	182	252	143
JAPAN	1 723	13 193	7 437	EGYPT	138	548	309
TAIWAN	56	298	168	SUDAN	58	63	36
HONG KONG	516	1 619	911	TUGO	125	77	43
AUSTRALIA	719	2 316	1 300	NIGERIA	102	102	56
NEW ZEALAND	319	664	371	REP S AFRICA	1 164	1 787	1 019

659 FLOOR COVERINGS, ETC.

IMPORTS	2 387 254	2 580 107	1 472 099
FRANCE	35 765	20 361	11 630
BELGIUM LUX	1 122 240	680 457	389 164
NETHERLANDS	513 842	260 337	148 635
ITALY	33 230	29 356	16 735
UNTD KINGDOM	26 770	37 251	21 233
IRELAND	2 773	2 964	1 692
DENMARK	88 453	62 573	35 804
GREECE	17 311	17 938	10 267
PORTUGAL	16 001	11 270	6 450
SPAIN	5 030	6 382	3 618
NORWAY	88	110	61
SWEDEN	3 666	3 504	1 977
FINLAND	1 620	3 890	2 216
SWITZERLAND	35 112	49 626	28 270
AUSTRIA	63 577	57 118	32 541
YUGOSLAVIA	1 501	1 163	666
TURKEY	8 014	67 681	38 375
SOVIET UNION	3 479	26 144	14 874
POLAND	1 203	561	323
CZECHOSLOVA	6 250	4 954	2 827
HUNGARY	10 245	11 089	6 325
ROMANIA	1 172	812	471
BULGARIA	1 470	3 353	1 901
ALBANIA	721	3 902	2 236
MOROCCO	76 693	107 307	61 293
TUNISIA	2 417	20 248	11 511
EGYPT	1 786	2 612	1 502
REP S AFRICA	51	154	91
USA	13 186	12 017	6 694
CANADA	619	413	237
MEXICO	1 059	518	295
PERU	23	107	60
BRAZIL	5 335	1 419	793
SYRIA	108	57	30
IRAQ	61	202	118
IRAN	37 564	383 462	218 507
ISRAEL	6 283	12 954	7 369
KUWAIT	126	487	272
QATAR	101	195	114
ARAB EMIRAT	23	226	132
AFGHANISTAN	11 355	38 842	22 212
PAKISTAN	14 948	87 819	50 427
INDIA	142 494	314 593	179 024
BANGLADESH	546	289	162
SRI LANKA	2 882	891	503
NEPAL	32 207	117 553	67 028
THAILAND	160	345	199
VIETNAM	570	2 186	1 236
SINGAPORE	29	73	43
PHILIPPINES	90	254	144
MONGOLIA	18	60	32
CHINA	36 320	108 198	61 614
SOUTH KOREA	501	1 379	768
JAPAN	646	350	204
HONG KONG	362	1 744	996

660 CPL IND PLANT CHAPTER 68

EXPORTS	778	105	60
SOVIET UNION	769	87	49

661 LIME, CEMENT, CONSTR. MATRL

IMPORTS	32 530 955	1 070 588	606 873
FRANCE	6 474 476	146 652	83 268
BELGIUM LUX	7 179 082	92 668	52 601
NETHERLANDS	1 959 732	50 825	28 867
ITALY	5 218 484	465 996	264 221
UNTD KINGDOM	76 691	12 272	6 948
IRELAND	1 758	206	116
DENMARK	316 274	14 150	8 040
GREECE	118 140	15 231	8 633
PORTUGAL	2 848 211	65 146	36 856
SPAIN	740 601	59 813	34 078
CEUTA MEL	6 971	77	46
NORWAY	4 924	623	350
SWEDEN	18 630	3 622	2 056
FINLAND	8 085	1 471	824
SWITZERLAND	270 475	15 167	8 537
AUSTRIA	499 203	28 226	15 880

6 IMPORTS AND EXPORTS (SPECIAL TRADE) BY GROUPS OF THE SITC-REV. III AND BY COUNTRIES OF PRODUCTION AND CONSUMPTION 1988

GROUP COUNTRY	DT = 100 KG	1 000 DM	1 000 \$	GROUP COUNTRY	DT = 100 KG	1 000 DM	1 000 \$
YUGOSLAVIA	537 509	5 986	3 339	BELGIUM LUX	889 713	58 961	33 507
TURKEY	300 124	8 995	5 079	NETHERLANDS	5 257 639	184 357	104 332
POLAND	2 553 755	20 587	11 675	ITALY	6 795 769	652 851	371 992
CZECHOSLOVA	1 622 218	22 986	13 019	UNTD KINGDOM	206 244	27 159	15 430
HUNGARY	767 167	6 671	3 723	IRELAND	65 021	6 788	3 888
ROMANIA	669 767	8 572	4 808	DENMARK	516 021	12 772	7 208
BULGARIA	115 410	1 490	825	GREECE	19 312	2 375	1 324
MOROCCO	445	159	89	PORTUGAL	33 629	3 656	2 073
EGYPT	19 116	365	209	SPAIN	376 949	36 897	21 031
REP S AFRICA	21 589	2 424	1 386	NORWAY	1 157	155	86
USA	4 493	564	315	SWEDEN	65 939	3 691	2 124
CANADA	18 863	1 041	585	FINLAND	272	91	52
HONDURAS	429	71	42	SWITZERLAND	177 119	17 472	9 931
BRAZIL	19 826	1 249	703	AUSTRIA	482 718	53 466	30 542
IRAN	2 704	166	91	YUGOSLAVIA	231 876	17 449	9 967
SAUDI ARABIA	530	55	33	TURKEY	18 816	1 438	815
PAKISTAN	297	215	122	POLAND	31 482	1 969	1 123
INDIA	76 977	3 295	1 879	CZECHOSLOVA	85 401	3 597	2 060
THAILAND	974	153	86	HUNGARY	52 723	4 535	2 608
INDONESIA	53	59	32	ROMANIA	3 837	241	133
CHINA	11 709	813	455	BULGARIA	25 207	1 061	597
SOUTH KOREA	715	231	131	ALBANIA	3 453	131	74
JAPAN	1 116	196	112	ALGERIA	233	192	113
TAIWAN	42 526	11 748	6 619	REP S AFRICA	11 318	907	517
HONG KONG	305	76	42	USA	9 605	6 853	3 763
EXPORTS	30 388 873	596 586	339 076	CANADA	2 613	142	82
FRANCE	1 661 655	42 920	24 432	BRAZIL	46 577	4 667	2 701
BELGIUM LUX	1 972 983	52 408	35 494	URUGUAY	7 187	615	351
NETHERLANDS	19 024 580	258 274	146 979	ARGENTINA	13 752	1 164	621
ITALY	89 437	7 279	4 174	ISRAEL	2 860	2 942	1 684
UNTD KINGDOM	3 497 947	50 303	28 355	THAILAND	102 991	10 836	6 217
IRELAND	83 650	6 338	3 592	SOUTH KOREA	18 851	1 787	1 037
DENMARK	424 029	15 951	9 059	JAPAN	28 218	8 002	4 555
GREECE	2 205	431	247	TAIWAN	9 442	1 215	711
PORTUGAL	947	99	57	EXPORTS	15 068 542	1 739 448	989 356
SPAIN	19 652	1 846	1 051	FRANCE	2 515 292	338 161	193 071
CANARY IS	870	129	73	BELGIUM LUX	2 125 545	172 654	98 231
ICELAND	2 499	193	107	NETHERLANDS	1 270 715	118 377	67 577
NORWAY	558 335	9 116	5 183	ITALY	1 055 725	127 366	72 634
SWEDEN	28 257	2 859	1 620	UNTD KINGDOM	633 176	69 537	39 565
FINLAND	36 167	1 526	853	IRELAND	18 137	2 693	1 529
SWITZERLAND	1 031 314	51 397	29 261	DENMARK	257 348	28 758	16 468
AUSTRIA	308 208	33 382	18 892	GREECE	56 238	9 589	5 426
YUGOSLAVIA	576	125	68	PORTUGAL	34 447	7 717	4 393
TURKEY	1 893	364	202	SPAIN	203 234	29 561	16 745
SOVIET UNION	1 059	94	53	CANARY IS	5 898	580	328
POLAND	331	72	41	ICELAND	17 732	1 537	877
CZECHOSLOVA	15 356	2 080	1 168	NORWAY	150 339	18 315	10 484
HUNGARY	1 077	57	32	SWEDEN	330 956	42 310	24 033
BULGARIA	223	107	63	FINLAND	200 845	24 928	14 142
ALGERIA	301	58	35	SWITZERLAND	1 521 772	99 822	56 749
TUNISIA	5 010	101	54	AUSTRIA	1 316 382	115 000	65 309
LIBYA	2 899	430	241	ANDORRA	826	223	127
EGYPT	394 125	7 209	4 105	MALTA	3 372	492	276
SUDAN	23 124	374	212	YUGOSLAVIA	88 264	22 124	12 488
SIERRA LEONE	17 394	239	139	TURKEY	166 538	28 929	16 385
GHANA	148 557	1 849	1 052	SOVIET UNION	19 132	7 873	4 348
NIGERIA	578 217	7 521	4 266	POLAND	21 110	4 645	2 626
CAMEROON	6 219	102	60	CZECHOSLOVA	39 837	11 923	6 747
GABON	43 040	703	390	HUNGARY	56 529	12 590	7 183
CONGO	18 329	343	192	ROMANIA	28 435	2 958	1 737
ANGOLA	5 053	56	32	BULGARIA	92 149	14 641	8 344
KENYA	2 558	52	31	ALBANIA	4 544	910	507
TANZANIA	632	83	45	MOROCCO	10 883	1 772	1 017
REP S AFRICA	11 669	290	160	ALGERIA	86 063	9 932	5 579
USA	40 960	8 052	4 577	TUNISIA	21 385	3 132	1 756
CANADA	11 439	2 013	1 154	LIBYA	52 664	5 780	3 222
JAMAICA	2 595	90	54	EGYPT	99 079	14 638	8 292
TRINIDAD TOB	23 763	576	338	SUDAN	2 352	232	132
ISRAEL	5 282	711	408	MAURITANIA	341	51	31
JORDAN	9 504	193	107	BURKINA FASO	2 097	586	334
SAUDI ARABIA	92 215	9 104	5 192	NIGER	2 114	380	217
KUWAIT	2 199	119	67	CHAD	272	79	45
QATAR	60 138	1 033	589	SENEGAL	4 143	677	372
ARAB EMIRAT	65 807	1 173	660	LIBERIA	1 585	190	108
OMAN	50 654	1 092	647	IVORY COAST	3 978	1 291	693
NORTH YEMEN	45 618	715	418	GHANA	783	55	33
PAKISTAN	45 891	938	542	TGO	1 520	163	95
NEPAL	345	56	33	NIGERIA	38 214	6 640	3 769
INDONESIA	978	163	93	CAMEROON	7 543	381	215
MALAYSIA	250	105	62	GABON	2 370	345	197
BRUNEI	251	56	32	CONGO	2 048	283	158
SINGAPORE	1 805	279	150	ZAIRE	8 441	1 029	572
CHINA	4 623	405	224	ANGOLA	9 057	1 265	686
SOUTH KOREA	2 589	439	250	ETHIOPIA	1 389	183	105
JAPAN	5 952	1 368	760	KENYA	12 355	1 697	954
TAIWAN	1 145	154	87	TANZANIA	4 674	826	469
HONG KONG	622	263	151	MOZAMBIQUE	1 114	172	93
AUSTRALIA	1 183	218	126	REUNION	2 570	305	178
662 CLAY, REFRCT. CONSTR. MATRL				ZAMBIA	2 257	364	211
IMPORTS	18 639 384	1 300 458	740 030	ZIMBABWE	1 538	429	236
FRANCE	3 043 649	169 862	96 687	REP S AFRICA	92 906	12 360	6 963
				USA	309 787	48 129	27 302
				CANADA	88 976	15 540	8 698
				MEXICO	49 752	10 699	6 204

6 IMPORTS AND EXPORTS (SPECIAL TRADE) BY GROUPS OF THE SITC-REV. III AND BY COUNTRIES OF PRODUCTION AND CONSUMPTION 1988

GROUP COUNTRY	DT = 100 KG	1 000 DM	1 000 \$	GROUP COUNTRY	DT = 100 KG	1 000 DM	1 000 \$
BERMUDA	915	114	63	SOUTH KOREA	4 913	4 477	2 515
GUATEMALA	3 194	352	205	JAPAN	13 026	66 342	37 625
EL SALVADOR	480	60	36	TAIWAN	4 874	3 491	1 971
COSTA RICA	3 580	405	228	HONG KONG	378	128	70
PANAMA	1 068	131	77	AUSTRALIA	824	407	225
HAITI	2 543	485	281	EXPORTS	18 951 695	2 463 841	1 401 433
GUADELOUPE	4 552	675	388	FRANCE	4 703 638	360 320	205 279
MARTINIQUE	1 974	285	158	BELGIUM LUX	2 217 165	160 720	91 531
JAMAICA	5 509	599	353	NETHERLANDS	5 266 663	261 447	149 029
TRINIDAD TOB	15 396	2 092	1 158	ITALY	692 677	212 452	121 070
ARUBA	412	54	31	UNTD KINGDOM	504 549	214 195	121 852
COLOMBIA	8 285	1 217	687	IRELAND	14 646	13 993	7 901
VENEZUELA	230 753	25 625	14 438	DENMARK	280 639	48 331	27 516
ECUADOR	13 293	2 030	1 098	GREECE	37 835	12 268	6 944
PERU	14 669	2 830	1 625	PORTUGAL	19 274	16 515	9 400
BRAZIL	8 732	5 798	3 297	SPAIN	126 829	64 546	36 865
CHILE	4 586	994	545	CANARY IS	913	468	268
BOLIVIA	5 456	603	327	ICELAND	2 655	1 188	666
URUGUAY	243	81	48	NORWAY	106 331	27 769	15 814
ARGENTINA	38 966	11 698	6 760	SWEDEN	127 819	76 019	43 284
CYPRUS	17 704	2 403	1 360	FINLAND	37 327	26 574	15 119
LEBANON	9 351	1 357	782	SWITZERLAND	2 710 199	191 857	109 039
SYRIA	17 218	2 698	1 503	AUSTRIA	1 390 383	181 914	103 240
IRAQ	100 105	14 822	8 410	MALTA	1 579	747	420
IRAN	120 099	21 345	12 358	YUGOSLAVIA	28 403	28 957	16 402
ISRAEL	17 521	2 699	1 522	TURKEY	39 974	20 119	11 456
JORDAN	15 629	1 477	840	SOVIET UNION	18 347	17 191	9 705
SAUDI ARABIA	156 049	18 409	10 492	POLAND	12 307	16 935	9 635
KUWAIT	24 910	2 941	1 640	CZECHOSLOVA	13 614	17 998	10 133
BAHRAIN	59 274	4 601	2 494	HUNGARY	28 931	21 552	12 234
QATAR	19 394	2 671	1 489	ROMANIA	2 487	2 356	1 344
ARAB EMIRAT	63 227	6 437	3 669	BULGARIA	10 763	7 353	4 186
OMAN	7 320	1 006	582	ALBANIA	521	257	144
NORTH YEMEN	7 104	1 001	534	MOROCCO	585	863	488
SOUTH YEMEN	1 212	138	81	ALGERIA	11 431	4 436	2 530
AFGHANISTAN	663	75	42	TUNISIA	1 265	980	551
PAKISTAN	62 348	8 075	4 611	LIBYA	9 415	1 872	1 051
INDIA	65 977	15 590	8 851	EGYPT	16 408	7 331	4 126
BANGLADESH	2 240	597	338	SUDAN	1 226	374	215
SRI LANKA	2 651	714	394	SENEGAL	235	104	55
BURMA	2 221	319	189	LIBERIA	256	255	140
THAILAND	15 356	2 821	1 604	IVORY COAST	168	200	108
VIETNAM	293	62	38	GHANA	903	568	315
INDONESIA	173 521	24 616	14 114	TOGO	60	106	56
MALAYSIA	36 531	4 295	2 397	BENIN	30	59	32
BRUNEI	5 868	511	290	NIGERIA	6 825	2 324	1 328
SINGAPORE	117 520	11 099	6 325	CAMEROON	210	222	124
PHILIPPINES	7 561	1 377	766	GABON	274	338	188
CHINA	16 228	3 803	2 208	CONGO	80	97	55
SOUTH KOREA	94 242	19 685	11 100	ZAIRE	2 260	625	343
JAPAN	46 613	8 690	4 925	RWANDA	208	280	158
TAIWAN	68 856	15 599	8 748	ANGOLA	213	446	247
HONG KONG	89 487	11 717	6 633	ETHIOPIA	402	418	235
AUSTRALIA	84 315	13 097	7 401	SOMALIA	87	117	64
NEW ZEALAND	12 745	2 089	1 186	KENYA	2 213	864	497
FIJI	640	85	51	UGANDA	181	61	37
FR POLYNESIA	340	60	31	TANZANIA	642	482	274
663 MINERAL MANUFACTURES, NES				MADAGASCAR	216	180	103
IMPORTS	9 873 799	1 318 379	750 686	REUNION	28	74	42
FRANCE	1 391 163	210 887	120 583	MAURITIUS	142	143	81
BELGIUM LUX	1 297 911	144 544	82 380	ZAMBIA	45	132	76
NETHERLANDS	2 835 135	155 320	88 178	ZIMBABWE	714	335	192
ITALY	841 252	126 370	72 093	REP S AFRICA	44 249	22 394	12 667
UNTD KINGDOM	147 970	112 805	64 309	USA	122 250	166 687	94 463
IRELAND	2 261	5 861	3 363	CANADA	21 605	20 088	11 436
DENMARK	1 161 539	49 231	27 943	MEXICO	18 907	9 964	5 768
GREECE	1 966	7 035	3 974	GUATEMALA	746	807	457
PORTUGAL	23 743	6 741	3 836	HONDURAS	155	141	76
SPAIN	60 049	22 981	13 097	EL SALVADOR	473	425	242
NORWAY	146 360	14 993	8 514	COSTA RICA	359	460	252
SWEDEN	56 310	9 429	5 384	PANAMA	159	180	105
FINLAND	78 176	13 090	7 421	CUBA	262	784	448
SWITZERLAND	55 548	46 860	26 721	HAITI	681	261	148
AUSTRIA	1 197 896	160 457	91 398	DOMINIC REP	2 770	1 686	963
MALTA	1 207	762	436	GUADELOUPE	51	107	59
YUGOSLAVIA	137 840	18 278	10 336	MARTINIQUE	33	76	38
SOVIET UNION	141	103	60	JAMAICA	276	137	75
POLAND	90 025	3 989	2 263	TRINIDAD TOB	2 870	632	354
CZECHOSLOVA	226 083	5 277	3 004	COLOMBIA	1 120	1 247	702
HUNGARY	10 196	2 060	1 170	VENEZUELA	9 182	5 558	3 176
TUNISIA	61	92	51	ECUADOR	1 277	563	314
REP S AFRICA	911	913	515	PERU	986	650	373
USA	57 877	102 560	58 243	BRAZIL	7 566	12 428	7 074
CANADA	1 647	1 466	835	CHILE	4 108	2 781	1 583
MEXICO	80	257	149	BOLIVIA	62	86	47
PERU	1 622	1 244	705	PARAGUAY	139	185	98
BRAZIL	9 452	6 958	3 917	URUGUAY	473	408	225
ARGENTINA	1 339	435	257	ARGENTINA	5 019	6 896	3 935
ISRAEL	3 160	8 502	4 852	CYPRUS	3 818	1 018	577
INDIA	816	1 705	967	LEBANON	1 590	1 052	590
THAILAND	2 634	387	221	SYRIA	2 451	1 483	835
MALAYSIA	2 130	185	106	IRAQ	7 327	9 314	5 338
SINGAPORE	51	59	33	IRAN	22 282	12 071	6 978
CHINA	3 759	1 388	794	ISRAEL	8 815	11 086	6 326
				JORDAN	2 857	1 858	1 052



6 IMPORTS AND EXPORTS (SPECIAL TRADE) BY GROUPS OF THE SITC-REV. III AND BY COUNTRIES OF PRODUCTION AND CONSUMPTION 1988

GROUP COUNTRY	DT = 100 KG	1 000 DM	1 000 \$	GROUP COUNTRY	DT = 100 KG	1 000 DM	1 000 \$
DENMARK	83 941	12 059	6 856	HONDURAS	49	62	36
PORTUGAL	7 258	4 312	2 475	COSTA RICA	74	152	87
SPAIN	23 698	9 724	5 565	PANAMA	477	442	251
NORWAY	159	56	32	CUBA	1 450	1 798	1 052
SWEDEN	15 211	9 376	5 347	HAITI	123	73	39
FINLAND	622	1 194	683	BAHAMAS	171	177	97
SWITZERLAND	136 122	18 922	10 727	DOMINIC REP	79	116	64
AUSTRIA	348 755	94 320	53 739	AM VIRGIN IS	17	66	36
MALTA	49	77	45	JAMAICA	37	65	36
YUGOSLAVIA	31 271	14 197	8 145	BARBADOS	249	96	55
TURKEY	110 629	36 053	20 633	TRINIDAD TOB	1 198	234	133
SOVIET UNION	2 356	615	352	ARUBA	6	222	129
POLAND	251 000	18 691	10 610	NETH ANTILL	387	148	85
CZECHOSLOVA	280 459	94 324	19 541	COLOMBIA	539	667	377
HUNGARY	253 869	14 774	8 441	VENEZUELA	352	597	332
ROMANIA	37 473	29 724	16 902	ECUADOR	196	219	121
BULGARIA	1 653	455	262	PERU	1 795	622	338
USA	7 473	17 868	10 190	BRAZIL	1 172	1 912	1 099
CANADA	443	157	92	CHILE	1 243	1 942	1 101
MEXICO	6 761	2 228	1 244	BOLIVIA	520	260	144
BRAZIL	1 579	1 286	710	PARAGUAY	205	275	155
ARGENTINA	46	60	34	URUGUAY	144	226	131
ISRAEL	55	271	153	ARGENTINA	224	466	258
INDIA	8 683	6 051	3 515	CYPRUS	1 606	684	386
THAILAND	2 175	986	561	LEBANON	652	652	372
INDONESIA	2 384	502	278	SYRIA	627	555	311
MALAYSIA	500	2 659	1 511	IRAQ	630	2 886	1 594
CHINA	20 857	6 551	3 702	IRAN	13 295	12 000	7 021
SOUTH KOREA	414	952	540	ISRAEL	153 627	15 576	8 925
JAPAN	4 321	9 858	5 595	JORDAN	631	893	503
TAIWAN	9 113	14 018	7 860	SAUDI ARABIA	40 357	8 758	4 937
HONG KONG	2 292	1 432	799	KUWAIT	568	847	481
AUSTRALIA	200	143	79	BAHRAIN	920	289	160
EXPORTS	7 739 289	1 598 374	909 413	QATAR	106	166	93
FRANCE	2 509 827	295 271	168 388	ARAB EMIRAT	1 226	2 101	1 170
BELGIUM LUX	827 038	97 276	55 541	OMAN	88	578	319
NETHERLANDS	1 970 112	200 741	114 340	NORTH YEMEN	30	79	45
ITALY	262 278	95 380	54 274	AFGHANISTAN	333	191	109
UNTD KINGDOM	195 602	112 241	63 733	PAKISTAN	475	955	539
IRELAND	28 685	7 006	3 972	INDIA	1 237	1 614	926
DENMARK	289 038	45 327	25 796	BANGLADESH	180	264	151
GREECE	152 550	22 407	12 855	SRI LANKA	478	488	279
PORTUGAL	4 469	5 441	3 109	NEPAL	15	64	35
SPAIN	117 386	43 678	24 832	BURMA	784	548	303
CANARY IS	2 193	1 160	664	THAILAND	1 833	2 045	1 162
CEUTA MEL	64	66	37	VIETNAM	29	119	69
ICELAND	2 882	1 259	721	INDONESIA	2 050	4 352	2 553
NORWAY	34 248	14 152	7 997	MALAYSIA	3 245	2 476	1 392
SWEDEN	88 608	43 986	25 120	SINGAPORE	3 407	4 860	2 710
FINLAND	30 042	14 270	8 098	PHILIPPINES	491	515	283
SWITZERLAND	342 347	111 420	63 374	CHINA	1 426	296	165
AUSTRIA	276 507	100 458	57 114	NORTH KOREA	123	175	98
ANDORRA	142	265	151	SOUTH KOREA	3 216	7 667	4 324
MALTA	547	659	375	JAPAN	16 051	35 152	19 932
YUGOSLAVIA	36 615	6 757	3 777	TAIWAN	1 374	2 355	1 314
TURKEY	9 292	3 321	1 888	HONG KONG	5 650	8 205	4 639
SOVIET UNION	9 335	3 688	208	AUSTRALIA	21 324	18 416	10 363
POLAND	1 622	1 669	971	PAPUA NEW G	97	103	56
CZECHOSLOVA	739	1 205	681	NEW ZEALAND	2 465	2 881	1 611
HUNGARY	12 836	2 303	1 283	NEW CALEDON	1 235	187	108
ROMANIA	304	448	248	FR POLYNESIA	1 536	195	112
BULGARIA	731	1 171	666	666 POTTERY			
MOROCCO	20 500	2 935	1 635	IMPORTS	1 029 173	579 267	329 977
ALGERIA	298	1 160	670	FRANCE	59 282	34 281	19 552
TUNISIA	400	425	243	BELGIUM LUX	24 777	40 958	23 350
LIBYA	506	834	471	NETHERLANDS	67 420	36 162	20 663
EGYPT	2 138	2 281	1 276	ITALY	222 957	107 384	61 358
SUDAN	111	133	75	UNTD KINGDOM	122 349	78 544	44 807
MALI	2	128	72	IRELAND	264	325	185
NIGER	1 305	88	50	DENMARK	5 712	10 760	6 157
SENEGAL	370	88	53	GREECE	4 102	2 224	1 275
IVORY COAST	2 055	382	217	PORTUGAL	131 633	51 034	29 245
GHANA	269	65	38	SPAIN	14 275	7 729	4 396
TOGO	4 663	656	369	NORWAY	62	156	89
NIGERIA	412	492	281	SWEDEN	1 347	2 582	1 465
CAMEROON	2 166	263	147	FINLAND	1 044	1 437	831
ZAIRE	22	62	33	SWITZERLAND	2 110	6 600	3 762
BURUNDI	200	311	176	AUSTRIA	3 242	5 447	3 099
ANGOLA	49	138	78	YUGOSLAVIA	15 408	6 157	3 514
ETHIOPIA	769	836	489	TURKEY	1 493	648	375
SOMALIA	74	102	60	SOVIET UNION	2 846	758	432
KENYA	176	278	155	POLAND	9 843	2 954	1 681
UGANDA	20	148	86	CZECHOSLOVA	7 007	2 725	1 566
TANZANIA	220	87	49	HUNGARY	5 084	5 303	2 991
SEYCHELLES	667	187	113	ROMANIA	46 017	13 418	7 585
MOZAMBIQUE	108	92	49	BULGARIA	403	119	68
MAURITIUS	215	132	74	USA	847	2 058	1 161
ZAMBIA	8	60	32	MEXICO	676	542	306
ZIMBABWE	84	170	98	PERU	68	117	65
REP S AFRICA	9 539	10 346	5 817	BRAZIL	15 255	3 338	1 897
USA	175 169	174 859	99 313	CHILE	241	429	244
CANADA	22 981	16 678	9 454	URUGUAY	58	215	120
MEXICO	1 482	2 082	1 186	ISRAEL	25	93	53
BERMUDA	54	175	101	INDIA	258	132	71
GUATEMALA	458	274	150				

## 6 IMPORTS AND EXPORTS (SPECIAL TRADE) BY GROUPS OF THE SITC-REV. III AND BY COUNTRIES OF PRODUCTION AND CONSUMPTION 1988

GROUP COUNTRY	DT = 100 KG	1 000 DM	1 000 \$	GROUP COUNTRY	DT = 100 KG	1 000 DM	1 000 \$
SRI LANKA	589	848	479	667 PEARLS,PRECIOUS STONES			
THAILAND	17 403	4 115	2 327	IMPORTS	11 909	790 460	450 329
VIETNAM	420	171	92	EXPORTS	5 244	547 120	312 152
MALAYSIA	1 627	739	420	671 PIG IRON, SPIEGELEISN, ETC			
SINGAPORE	186	104	62	IMPORTS	12 436 118	1 862 813	1 055 560
PHILIPPINES	3 021	2 019	1 153	FRANCE	1 012 310	133 284	75 954
CHINA	73 299	25 339	14 339	BELGIUM LUX	200 445	78 863	44 792
NORTH KOREA	192	81	45	NETHERLANDS	157 138	14 396	8 196
SOUTH KOREA	45 771	16 135	9 183	ITALY	300 254	37 550	21 267
JAPAN	23 828	31 639	17 914	UNTD KINGDOM	219 607	82 716	46 902
TAIWAN	92 073	70 128	39 734	IRELAND	15	79	47
HONG KONG	3 784	2 569	1 444	GREECE	416 034	128 957	72 418
MACAO	393	367	210	SPAIN	369 154	28 127	15 986
EXPORTS	728 993	845 617	481 238	ICELAND	181 696	27 350	15 498
FRANCE	83 725	81 289	46 622	NORWAY	2 110 872	258 214	146 461
BELGIUM LUX	46 691	48 428	27 579	SWEDEN	442 625	68 451	39 048
NETHERLANDS	92 504	69 464	39 571	FINLAND	194 829	23 913	13 535
ITALY	183 365	199 355	113 438	SWITZERLAND	6 942	1 490	858
UNTD KINGDOM	21 588	27 650	15 736	AUSTRIA	23 856	23 981	13 712
IRELAND	337	369	204	YUGOSLAVIA	159 374	54 703	31 531
DENMARK	25 965	16 777	9 547	TURKEY	23 841	5 394	3 090
GREECE	10 144	6 354	3 630	SOVIET UNION	667 072	71 192	40 501
PORTUGAL	5 011	5 943	3 348	POLAND	30 760	1 871	1 064
SPAIN	15 512	18 558	10 564	CZECHOSLOVA	127 933	10 336	5 989
CANARY IS	917	1 313	735	ROMANIA	19 370	941	536
ICELAND	1 112	1 649	927	BULGARIA	6 429	933	527
NORWAY	10 720	11 716	6 667	ALBANIA	91 125	20 929	11 340
SWEDEN	38 159	42 064	23 944	EGYPT	22 079	2 204	1 333
FINLAND	5 338	5 716	3 262	NIGERIA	16 742	416	236
SWITZERLAND	59 773	70 269	39 990	ZIMBABWE	503 468	81 952	46 421
AUSTRIA	54 864	61 559	35 094	REP S AFRICA	2 505 567	274 289	155 770
ANDORRA	110	221	123	USA	69 213	11 718	6 697
MALTA	359	713	400	CANADA	866 395	37 996	21 468
YUGOSLAVIA	507	808	459	MEXICO	1 982	130	77
TURKEY	1 935	1 747	993	DOMINIC REP	45 790	23 076	12 915
SOVIET UNION	3 529	2 699	1 500	COLOMBIA	35 055	27 552	15 349
CZECHOSLOVA	510	289	158	VENEZUELA	9 204	935	551
HUNGARY	531	392	217	BRAZIL	1 061 601	124 253	70 314
BULGARIA	81	132	74	CHILE	2 024	2 296	1 301
MOROCCO	270	535	308	ARGENTINA	5 771	1 266	697
ALGERIA	65	199	113	INDIA	151 173	27 138	15 157
LIBYA	13	67	37	INDONESIA	48 176	19 182	10 794
EGYPT	192	257	146	MALAYSIA	20 064	370	207
SUDAN	27	66	35	CHINA	40 053	13 532	7 737
IVORY COAST	47	68	39	SOUTH KOREA	70	59	32
ETHIOPIA	38	133	76	JAPAN	7 155	2 895	1 628
KENYA	38	78	42	TAIWAN	5 020	928	517
REP S AFRICA	911	1 388	782	HONG KONG	270	249	138
USA	34 404	104 539	59 510	AUSTRALIA	100	212	127
CANADA	4 405	9 610	5 414	AMER OCEANIA	510	360	205
MEXICO	160	363	193	NEW CALEDON	256 807	136 284	76 609
BERMUDA	114	652	369	EXPORTS	6 562 728	689 942	392 577
PANAMA	40	111	59	FRANCE	2 601 940	155 769	88 968
BAHAMAS	47	315	179	BELGIUM LUX	563 740	79 117	44 739
DOMINIC REP	42	166	90	NETHERLANDS	431 078	32 595	18 464
AM VIRGIN IS	32	213	123	ITALY	903 819	76 066	43 551
CAYMAN IS	19	83	48	UNTD KINGDOM	236 884	42 893	24 552
JAMAICA	30	166	92	IRELAND	462	204	115
BARBADOS	154	427	246	DENMARK	25 639	3 799	2 158
ARUBA	31	108	58	GREECE	18 375	2 461	1 400
NETH ANTILL	49	256	148	PORTUGAL	16 811	1 345	759
COLOMBIA	15	116	68	SPAIN	152 115	18 884	10 765
VENEZUELA	221	479	271	NORWAY	6 851	1 264	699
FRENCH GUIAN	78	61	35	SWEDEN	172 425	42 507	24 251
ECUADOR	65	81	45	FINLAND	17 966	7 299	4 166
BRAZIL	60	110	65	SWITZERLAND	293 483	23 360	13 295
CHILE	18	52	30	AUSTRIA	316 173	36 687	20 795
CYPRUS	516	932	524	YUGOSLAVIA	19 910	5 351	3 041
LEBANON	212	329	183	TURKEY	46 303	6 223	2 091
SYRIA	120	189	113	SOVIET UNION	5 794	9 008	5 070
IRAQ	44	276	149	POLAND	17 372	5 024	2 823
ISRAEL	6 977	5 704	3 270	CZECHOSLOVA	16 064	6 651	3 714
JORDAN	102	196	108	HUNGARY	15 917	2 733	1 527
SAUDI ARABIA	963	2 758	1 545	ROMANIA	47 129	7 381	4 181
KUWAIT	228	655	372	BULGARIA	9 064	2 570	1 465
BAHRAIN	67	146	85	MOROCCO	1 165	114	68
QATAR	20	62	35	ALGERIA	92 223	2 599	1 522
ARAB EMIRAT	410	1 903	1 074	TUNISIA	1 100	171	102
OMAN	23	87	48	EGYPT	4 440	992	560
THAILAND	5	64	36	SIERRA LEONE	400	89	53
INDONESIA	37	137	79	NIGERIA	1 590	176	101
MALAYSIA	232	680	391	GABON	3 375	596	338
SINGAPORE	314	1 146	643	ANGOLA	4 000	940	527
PHILIPPINES	430	948	532	TANZANIA	18 760	840	476
CHINA	214	163	94	MADAGASCAR	3 350	100	57
SOUTH KOREA	806	1 437	820	REP S AFRICA	3 822	1 207	691
JAPAN	4 283	18 483	10 349	USA	291 802	66 092	37 470
TAIWAN	128	349	199	CANADA	68 562	9 914	5 635
HONG KONG	1 531	3 216	1 800	MEXICO	6 849	1 963	1 122
AUSTRALIA	4 581	6 779	3 818	CUBA	1 940	246	140
NEW ZEALAND	1 280	1 825	1 024				
AMER OCEANIA	27	79	45				



6 IMPORTS AND EXPORTS (SPECIAL TRADE) BY GROUPS OF THE SITC-REV. III AND BY COUNTRIES OF PRODUCTION AND CONSUMPTION 1988

GROUP COUNTRY	DT = 100 KG	1 000 DM	1 000 \$	GROUP COUNTRY	DT = 100 KG	1 000 DM	1 000 \$
COLOMBIA	674	97	55	PAKISTAN	1 220	169	96
VENEZUELA	10 925	3 630	2 027	INDIA	34 046	2 571	1 448
ECUADOR	490	67	37	THAILAND	301 827	11 617	6 575
PERU	1 167	272	151	SINGAPORE	8 222	510	298
BRAZIL	6 233	1 386	782	CHINA	2 726	314	190
CHILE	4 667	705	404	SOUTH KOREA	23 205	6 860	3 916
URUGUAY	331	91	51	JAPAN	1 156	56	32
ARGENTINA	4 782	905	515	TAIWAN	7 598	479	285
IRAQ	9 720	1 741	1 012	HONG KONG	1 996	130	72
IRAN	7 644	1 454	809	AUSTRALIA	360	116	63
ISRAEL	6 610	605	347				
SAUDI ARABIA	1 013	1 665	971	673 FLAT-ROLLED IRON ETC.			
BAHRAIN	1 903	306	168	IMPORTS	44 106 386	3 623 246	2 070 449
ARAB EMIRAT	1 394	116	61	FRANCE	5 566 550	516 435	295 306
PAKISTAN	3 112	569	320	BELGIUM LUX	15 249 541	1 244 597	710 650
INDIA	3 858	957	553	NETHERLANDS	4 468 441	349 920	199 265
THAILAND	3 779	906	515	ITALY	2 182 692	189 712	108 834
INDONESIA	4 188	861	480	UNTD KINGDOM	1 437 463	131 456	74 990
MALAYSIA	392	118	68	IRELAND	752	82	46
SINGAPORE	408	71	40	DENMARK	1 024 144	72 273	41 155
PHILIPPINES	1 700	458	256	GREECE	161 192	14 361	8 275
CHINA	6 450	1 739	954	SPAIN	559 824	39 018	22 079
SOUTH KOREA	486	318	187	NORWAY	57 643	5 613	3 176
JAPAN	21 941	10 552	5 944	SWEDEN	1 547 737	136 664	78 098
TAIWAN	3 391	3 648	2 109	FINLAND	1 557 639	130 021	74 763
HONG KONG	3 045	638	359	SWITZERLAND	557 689	48 766	27 858
AUSTRALIA	14 203	2 841	1 611	AUSTRIA	4 685 878	390 093	222 958
NEW ZEALAND	366	312	182	YUGOSLAVIA	460 207	32 516	18 510
				SOVIET UNION	122 564	8 403	4 716
672 INGOTS ETC. IRON OR STEEL				POLAND	434 432	24 205	13 467
IMPORTS	11 288 780	1 385 811	788 017	CZECHOSLOVA	1 331 395	87 520	49 743
FRANCE	1 414 488	111 788	63 810	HUNGARY	521 983	37 381	21 294
BELGIUM LUX	2 760 645	423 077	239 543	ROMANIA	747 028	48 786	28 519
NETHERLANDS	1 793 014	104 477	59 278	BULGARIA	357 018	22 584	13 167
ITALY	415 104	45 982	26 102	ALGERIA	81 629	4 554	2 576
UNTD KINGDOM	2 852 660	488 436	278 060	EGYPT	896	53	32
DENMARK	15 642	1 011	597	REP S AFRICA	256 607	20 543	11 711
SPAIN	31 510	2 573	1 451	USA	3 449	1 031	598
NORWAY	32 083	5 019	2 968	MEXICO	9 917	845	501
SWEDEN	415 676	47 589	27 238	VENEZUELA	117 115	8 437	4 933
FINLAND	422	138	77	BRAZIL	315 220	24 920	14 430
SWITZERLAND	9 552	1 430	784	ARGENTINA	152 992	12 957	7 540
AUSTRIA	15 379	6 495	3 681	PAKISTAN	29 773	2 250	1 315
YUGOSLAVIA	14 694	1 038	590	BANGLADESH	523	59	35
TURKEY	250 521	13 859	7 700	SOUTH KOREA	66 735	5 200	3 061
SOVIET UNION	235 570	8 112	4 594	JAPAN	37 944	11 819	6 749
POLAND	38 369	3 701	2 085	EXPORTS	72 407 678	6 034 311	3 428 681
CZECHOSLOVA	16 292	791	449	FRANCE	6 151 207	544 723	309 980
HUNGARY	275 853	15 098	8 629	BELGIUM LUX	3 364 441	311 959	176 723
BULGARIA	2 846	83	49	NETHERLANDS	4 790 140	463 229	263 440
USA	492	344	204	ITALY	5 575 911	414 612	235 464
CUBA	358	107	61	UNTD KINGDOM	4 793 102	422 221	240 455
BRAZIL	302 259	21 574	12 349	IRELAND	36 825	4 309	2 454
INDIA	133	412	249	DENMARK	1 139 123	105 060	59 411
JAPAN	681	233	130	GREECE	830 552	52 639	29 733
TAIWAN	388 465	82 421	47 327	PORTUGAL	1 683 647	120 001	67 821
EXPORTS	18 186 059	1 122 785	640 120	SPAIN	5 977 800	469 928	268 020
FRANCE	3 162 659	218 018	124 403	CANARY IS	4 334	380	214
BELGIUM LUX	2 103 022	102 269	58 810	ICELAND	5 573	532	308
NETHERLANDS	724 457	43 666	25 021	NORWAY	1 197 283	80 837	45 938
ITALY	1 600 829	137 063	77 575	SWEDEN	1 537 351	134 969	76 690
UNTD KINGDOM	847 554	65 635	37 394	FINLAND	70 465	7 460	4 244
IRELAND	895	114	63	SWITZERLAND	2 621 856	240 925	136 791
DENMARK	17 264	1 574	896	AUSTRIA	1 112 868	119 407	67 783
GREECE	419 846	19 021	11 004	MALTA	7 544	731	407
PORTUGAL	9 578	636	363	YUGOSLAVIA	794 768	78 866	44 445
SPAIN	136 406	9 586	5 500	TURKEY	967 403	73 129	41 495
ICELAND	1 445	155	85	SOVIET UNION	10 290 308	800 635	455 329
NORWAY	10 763	794	455	POLAND	474 326	39 498	22 702
SWEDEN	138 495	22 973	13 075	CZECHOSLOVA	34 539	8 880	5 021
FINLAND	544 467	26 645	15 537	HUNGARY	41 281	5 895	3 374
SWITZERLAND	337 034	30 764	17 579	ROMANIA	18 725	4 272	2 423
AUSTRIA	2 278 487	134 906	76 977	BULGARIA	175 747	16 634	9 649
YUGOSLAVIA	559	143	81	ALBANIA	4 529	512	291
TURKEY	12 265	1 107	624	MOROCCO	402 441	29 859	16 837
SOVIET UNION	88 129	6 209	3 641	ALGERIA	263 419	22 580	12 863
POLAND	4 974	487	278	TUNISIA	193 133	14 945	8 458
ROMANIA	220	101	57	LIBYA	338 047	25 419	14 262
BULGARIA	3 771	258	155	EGYPT	250 081	20 955	11 821
EGYPT	308	96	57	SUDAN	27 983	2 321	1 326
SUDAN	268	68	37	SENEGAL	2 237	184	108
GHANA	20 445	1 005	553	LIBERIA	4 662	460	253
CAMEROON	2 400	130	77	IVORY COAST	208 239	18 088	10 234
REP S AFRICA	14 047	1 966	1 100	GHANA	5 598	584	326
USA	3 756 344	190 734	107 832	TOGO	35 053	3 259	1 836
CANADA	1 406 396	73 177	41 891	NIGERIA	646 360	71 456	40 643
MEXICO	9 856	703	386	CAMEROON	22 891	1 856	1 089
PERU	13 184	1 039	597	GABON	602	98	56
IRAQ	125 756	7 501	4 245	CONGO	2 470	345	202
IRAN	213	460	248	ZAIRE	43 162	4 997	2 782
ISRAEL	2 435	192	109	ANGOLA	32 750	2 524	1 492
JORDAN	304	74	42	ETHIOPIA	30 626	2 167	1 282
BAHRAIN	7 424	428	244	KENYA	75 372	4 889	2 820

6 IMPORTS AND EXPORTS (SPECIAL TRADE) BY GROUPS OF THE SITC-REV. III AND BY COUNTRIES OF PRODUCTION AND CONSUMPTION 1988

GROUP COUNTRY	DT = 100 KG	1 000 DM	1 000 \$	GROUP COUNTRY	DT = 100 KG	1 000 DM	1 000 \$
TANZANIA	51 659	4 015	2 284	EXPORTS	19 448 499	2 489 322	1 419 426
MOZAMBIQUE	14 489	1 091	615	FRANCE	1 652 815	229 101	127 439
MADAGASCAR	3 780	333	194	BELGIUM LUX	573 213	81 894	46 694
REUNION	14 658	1 200	697	NETHERLANDS	2 305 330	312 898	178 277
ZAMBIA	10 180	995	582	ITALY	1 189 361	135 980	77 513
ZIMBABWE	20 993	1 649	958	UNTD KINGDOM	2 148 613	276 329	157 082
REP S AFRICA	84 954	10 329	5 818	IRELAND	20 537	3 036	1 720
USA	5 887 277	490 453	277 625	DENMARK	606 711	77 872	44 332
CANADA	496 743	37 152	20 649	GREECE	268 945	39 587	22 676
MEXICO	688 279	59 844	34 351	PORTUGAL	94 764	12 397	7 065
GUATEMALA	10 220	756	444	SPAIN	796 228	102 777	58 544
HONDURAS	12 324	891	484	ICELAND	15 064	2 222	1 267
EL SALVADOR	13 470	1 255	732	NORWAY	129 952	16 185	9 310
NICARAGUA	2 487	286	157	SWEDEN	995 846	116 521	66 518
COSTA RICA	31 603	2 071	1 226	FINLAND	137 496	19 201	10 950
PANAMA	1 353	90	55	SWITZERLAND	815 954	110 488	62 856
CUBA	1 656	160	90	AUSTRIA	615 352	85 867	48 834
DOMINIC REP	4 475	94	52	MALTA	6 215	614	339
JAMAICA	8 948	623	375	YUGOSLAVIA	105 944	17 720	9 917
BARBADOS	788	53	32	TURKEY	181 120	20 269	11 717
TRINIDAD TOB	28 775	2 236	1 306	SOVIET UNION	625 576	97 204	55 988
COLOMBIA	142 145	11 849	6 869	POLAND	24 218	3 361	1 904
VENEZUELA	304 822	24 280	13 865	CZECHOSLOVA	16 621	2 462	1 386
ECUADOR	59 629	4 468	2 598	HUNGARY	137 039	18 455	10 573
PERU	63 234	5 396	3 055	ROMANIA	3 560	885	520
BRAZIL	26 042	4 019	2 303	BULGARIA	9 051	1 252	727
CHILE	19 753	1 618	900	ALBANIA	555	240	136
ARGENTINA	348 289	22 238	12 944	MOROCCO	91 101	11 500	6 578
CYPRUS	6 540	520	302	ALGERIA	118 760	22 574	12 873
SYRIA	144 117	10 902	6 218	TUNISIA	25 876	3 028	1 764
IRAQ	642 285	54 750	30 645	LIBYA	33 325	3 321	2 007
IRAN	607 989	50 895	29 107	EGYPT	70 352	7 321	4 176
ISRAEL	102 880	9 469	5 375	SUDAN	7 332	1 493	840
JORDAN	28 564	2 193	1 243	SENEGAL	5 341	1 093	619
SAUDI ARABIA	1 008 636	64 425	36 860	SIERRA LEONE	841	140	83
KUWAIT	111 774	8 006	4 580	LIBERIA	395	68	39
BAHRAIN	32 360	2 212	1 301	IVORY COAST	2 477	553	321
QATAR	3 353	230	132	GHANA	2 575	330	189
ARAB EMIRAT	110 443	7 760	4 413	NIGERIA	9 652	1 658	921
OMAN	9 295	675	382	CAMEROON	3 172	811	482
NORTH YEMEN	1 483	116	63	CONGO	1 107	236	135
PAKISTAN	260 562	18 550	10 514	ZAIRE	5 127	889	479
INDIA	3 202 856	252 110	143 617	RWANDA	470	59	32
BANGLADESH	1 195	115	65	ANGOLA	801	95	55
SRI LANKA	7 591	661	379	ETHIOPIA	16 616	2 339	1 274
BHUTAN	4 978	449	256	KENYA	103 036	11 335	6 413
BURMA	8 109	636	346	UGANDA	2 600	487	274
THAILAND	289 645	12 867	7 372	TANZANIA	5 032	841	485
INDONESIA	25 110	2 755	1 507	MADAGASCAR	2 494	503	289
MALAYSIA	6 056	513	296	REUNION	5 382	531	317
SINGAPORE	22 170	3 926	2 197	ZAMBIA	9 165	1 029	575
PHILIPPINES	733	265	148	ZIMBABWE	14 555	1 905	1 067
CHINA	1 114 923	83 488	46 734	MALAWI	300	1 103	58
NORTH KOREA	585	86	47	REP S AFRICA	236 510	29 140	16 448
SOUTH KOREA	9 649	1 872	1 070	USA	2 744 671	303 033	172 155
JAPAN	1 170	860	498	CANADA	49 197	4 539	2 704
TAIWAN	7 627	1 752	1 008	MEXICO	122 314	16 493	9 461
HONG KONG	3 430	578	319	GUATEMALA	9 879	1 423	814
AUSTRALIA	5 924	1 398	781	HONDURAS	2 166	231	132
NEW ZEALAND	1 573	189	103	COSTA RICA	40 582	4 841	2 789
SOLOMON IS	807	70	42	PANAMA	10 479	1 716	982
FR POLYNESIA	794	52	31	DOMINIC REP	5 334	903	530
				TRINIDAD TOB	4 032	411	234
674 FLAT-ROLLED PLATED IRON				COLOMBIA	2 386	402	231
IMPORTS	11 761 945	1 474 729	840 148	VENEZUELA	30 399	3 589	1 998
FRANCE	3 383 476	422 029	240 923	ECUADOR	88 461	10 075	5 747
BELGIUM LUX	4 119 097	497 827	283 370	PERU	72 127	9 872	5 693
NETHERLANDS	638 190	105 237	59 863	BRAZIL	23 311	3 320	1 875
ITALY	226 390	29 446	16 715	CHILE	9 916	1 187	686
UNTD KINGDOM	718 296	102 457	58 434	URUGUAY	740	143	83
DENMARK	76 964	7 202	4 068	ARGENTINA	102 092	12 905	7 221
GREECE	82 558	10 924	6 162	CYPRUS	8 690	820	462
PORTUGAL	43 449	5 391	2 974	LEBANON	22 192	2 832	1 607
SPAIN	73 883	7 698	4 341	SYRIA	12 653	1 411	799
NORWAY	1 610	208	121	IRAQ	52 635	16 040	9 065
SWEDEN	131 766	13 980	8 009	IRAN	307 453	37 263	21 970
FINLAND	83 407	9 388	5 323	ISRAEL	266 228	33 932	19 394
SWITZERLAND	61 515	8 281	4 768	JORDAN	25 135	3 611	2 115
AUSTRIA	1 354 367	173 606	99 171	SAUDI ARABIA	292 635	35 340	20 240
YUGOSLAVIA	37 395	3 926	2 236	KUWAIT	6 684	812	484
TURKEY	13 476	1 633	891	BAHRAIN	2 282	208	119
POLAND	78 133	7 726	4 276	QATAR	4 466	508	293
CZECHOSLOVA	135 464	12 428	7 163	ARAB EMIRAT	32 916	5 250	3 054
ALGERIA	33 246	3 071	1 725	OMAN	3 834	352	193
REP S AFRICA	147 730	13 808	7 930	NORTH YEMEN	18 748	3 341	1 871
USA	10 793	2 949	1 678	SOUTH YEMEN	2 395	551	319
CANADA	12 334	979	547	PAKISTAN	145 671	8 855	5 073
VENEZUELA	13 579	1 282	723	INDIA	157 669	12 767	7 242
BRAZIL	46 317	5 600	3 145	BANGLADESH	3 618	220	125
URUGUAY	1 776	228	122	SRI LANKA	3 890	795	451
ARGENTINA	31 960	3 842	2 057	BURMA	490	286	157
SOUTH KOREA	26 114	2 609	1 500	THAILAND	17 177	1 652	940
JAPAN	176 739	20 677	11 753	INDONESIA	14 495	1 580	857
AUSTRALIA	1 179	204	109	MALAYSIA	6 729	666	386
				SINGAPORE	14 357	3 010	1 704
				PHILIPPINES	1 402	170	93

6 IMPORTS AND EXPORTS (SPECIAL TRADE) BY GROUPS OF THE SITC-REV. III AND BY COUNTRIES OF PRODUCTION AND CONSUMPTION 1988

GROUP COUNTRY	DT = 100 KG	1 000 DM	1 000 \$	GROUP COUNTRY	DT = 100 KG	1 000 DM	1 000 \$
CHINA	326 864	40 729	23 206	BRAZIL	50 240	18 757	10 668
SOUTH KOREA	23 850	3 811	2 140	CHILE	17 107	2 526	1 440
JAPAN	78 732	8 667	4 936	URUGUAY	5 249	1 651	925
TAIWAN	3 582	1 435	816	ARGENTINA	21 225	7 808	4 435
HONG KONG	9 118	1 739	981	LEBANON	1 304	536	307
AUSTRALIA	5 562	1 596	900	IRAQ	307 736	40 842	22 927
NEW ZEALAND	9 475	1 356	763	IRAN	21 608	6 236	3 481
FR POLYNESIA	1 499	210	121	ISRAEL	24 937	4 627	2 621
<b>675 FLAT-ROLLED, ALLOY STEEL</b>				JORDAN	609	244	133
IMPORTS	4 794 627	1 666 656	945 950	SAUDI ARABIA	4 986	1 353	779
FRANCE	1 086 899	383 395	217 406	KUWAIT	202	78	43
BELGIUM LUX	990 235	324 904	184 036	BAHRAIN	3	58	33
NETHERLANDS	53 815	23 525	13 207	ARAB EMIRAT	672	123	72
ITALY	359 727	119 380	67 907	PAKISTAN	24 358	6 109	3 454
UNTD KINGDOM	352 633	144 327	81 974	INDIA	450 781	83 674	47 967
IRELAND	137	95	54	THAILAND	62 280	21 451	12 180
DENMARK	1 165	409	233	INDONESIA	12 614	5 107	2 938
PORTUGAL	67	60	33	MALAYSIA	5 015	1 455	811
SPAIN	201 282	78 194	44 349	SINGAPORE	21 027	6 659	3 804
NORWAY	1 300	1 500	852	PHILIPPINES	1 962	683	386
SWEDEN	837 033	313 580	178 633	CHINA	360 969	74 367	41 946
FINLAND	272 512	104 802	59 209	NORTH KOREA	504	134	76
SWITZERLAND	26 494	9 444	5 318	SOUTH KOREA	221 983	72 834	40 736
AUSTRIA	434 930	98 724	56 206	JAPAN	36 073	9 094	5 159
YUGOSLAVIA	8 004	2 323	1 289	TAIWAN	359 429	61 914	33 470
TURKEY	20 822	1 674	960	HONG KONG	83 098	29 382	16 629
POLAND	139	67	40	AUSTRALIA	49 990	18 061	10 220
CZECHOSLOVA	1 364	248	143	NEW ZEALAND	981	284	162
HUNGARY	1 439	336	188	<b>676 IRON, STL. BAR, SHAPES ETC.</b>			
REP S AFRICA	18 875	3 225	1 790	IMPORTS	44 793 228	3 763 494	2 142 823
USA	9 446	11 008	6 240	FRANCE	6 522 767	615 435	350 458
CANADA	6 985	2 419	1 409	BELGIUM LUX	7 257 183	559 455	318 612
MEXICO	1 540	615	357	NETHERLANDS	2 545 280	205 017	116 403
BRAZIL	1 176	477	277	ITALY	8 694 894	751 730	427 748
INDIA	978	336	193	UNTD KINGDOM	1 851 780	163 805	93 628
CHINA	126	104	61	IRELAND	274 445	18 398	10 470
SOUTH KOREA	6 902	2 745	1 517	DENMARK	456 371	30 872	17 617
JAPAN	98 452	38 663	22 026	GREECE	607	111	62
EXPORTS	14 457 132	3 748 111	2 124 262	PORTUGAL	33 536	1 834	1 017
FRANCE	1 337 283	297 336	169 029	SPAIN	2 488 419	202 489	115 710
BELGIUM LUX	2 853 887	689 699	389 370	NORWAY	930 177	62 070	35 202
NETHERLANDS	616 521	187 439	106 666	SWEDEN	2 243 792	256 429	146 572
ITALY	993 809	292 728	166 398	FINLAND	513 347	44 241	25 330
UNTD KINGDOM	2 534 905	655 755	372 427	SWITZERLAND	2 204 459	161 221	82 380
IRELAND	4 587	1 754	999	AUSTRIA	1 238 862	192 973	109 928
DENMARK	157 623	57 175	32 479	YUGOSLAVIA	764 298	53 831	30 354
GREECE	72 298	25 744	14 520	TURKEY	566 524	32 587	18 152
PORTUGAL	77 481	29 659	16 993	SOVIET UNION	25 659	1 764	988
SPAIN	289 056	67 608	38 472	POLAND	1 465 312	74 452	42 598
ICELAND	446	229	133	CZECHOSLOVA	1 860 411	95 711	54 232
NORWAY	74 487	21 781	12 347	HUNGARY	596 458	31 387	17 824
SWEDEN	205 841	64 983	36 960	ROMANIA	743 620	38 339	21 889
FINLAND	241 015	60 391	34 233	EGYPT	145 221	8 290	4 684
SWITZERLAND	463 798	158 569	90 052	REP S AFRICA	321 660	26 694	15 118
AUSTRIA	360 729	128 137	72 589	USA	23 163	14 748	8 391
MALTA	6 502	2 481	1 401	CANADA	88 235	4 684	2 571
YUGOSLAVIA	101 988	39 020	22 210	MEXICO	23 647	1 519	872
TURKEY	202 259	54 204	30 680	JAMAICA	192	106	60
SOVIET UNION	345 693	56 192	32 230	TRINIDAD TOB	204 070	10 513	6 002
POLAND	66 217	26 894	15 247	VENEZUELA	44 989	2 799	1 594
CZECHOSLOVA	4 795	4 437	2 513	BRAZIL	163 395	23 649	13 331
HUNGARY	57 785	24 686	14 065	ARGENTINA	197 244	10 821	5 875
ROMANIA	32 899	8 548	4 916	INDIA	7 153	3 360	1 875
BULGARIA	186 600	43 668	24 935	SOUTH KOREA	92 626	23 175	13 098
ALBANIA	861	246	146	JAPAN	200 665	38 659	21 991
MOROCCO	10 898	2 008	1 147	TAIWAN	236	98	57
ALGERIA	127 401	26 668	15 314	EXPORTS	31 406 725	3 227 248	1 834 111
TUNISIA	3 325	1 153	644	FRANCE	6 504 477	633 611	361 311
LIBYA	1 474	4 098	2 204	BELGIUM LUX	3 218 379	280 789	159 497
EGYPT	38 511	12 458	7 007	NETHERLANDS	6 355 054	536 122	304 388
SUDAN	40	70	40	ITALY	2 661 561	293 418	167 056
LIBERIA	1 121	231	131	UNTD KINGDOM	1 486 567	176 849	100 421
IVORY COAST	650	84	47	IRELAND	22 646	5 240	2 952
NIGERIA	372	248	139	DENMARK	690 687	84 148	47 882
CAMEROON	1 571	151	88	GREECE	74 818	10 241	5 746
ZAIRE	861	160	92	PORTUGAL	123 756	18 589	10 592
ANGOLA	1 678	748	432	SPAIN	851 628	86 774	49 666
KENYA	1 013	389	224	ICELAND	11 515	1 160	679
ZAMBIA	543	64	38	NORWAY	337 763	37 671	21 427
ZIMBABWE	467	132	71	SWEDEN	916 099	101 775	58 026
REP S AFRICA	73 988	17 013	9 589	FINLAND	314 254	34 661	19 681
USA	432 521	100 744	57 029	SWITZERLAND	1 728 286	228 668	129 768
CANADA	190 687	78 110	44 277	AUSTRIA	1 333 126	151 734	85 918
MEXICO	36 710	6 312	3 605	MALTA	660	276	159
PANAMA	784	71	42	YUGOSLAVIA	70 431	13 659	7 718
CUBA	397	345	195	TURKEY	181 371	21 671	12 383
DOMINIC REP	38	113	67	SOVIET UNION	219 748	22 412	12 601
COLOMBIA	15 565	2 671	1 521	POLAND	146 531	22 303	12 749
VENEZUELA	66 154	15 883	8 938	CZECHOSLOVA	4 715	1 684	963
GUYANA	296	73	43	HUNGARY	37 025	9 463	5 391
ECUADOR	2 076	233	127	ROMANIA	4 579	1 449	837
PERU	11 308	1 893	1 079	BULGARIA	191 791	18 814	10 703

6 IMPORTS AND EXPORTS (SPECIAL TRADE) BY GROUPS OF THE SITC-REV. III AND BY COUNTRIES OF PRODUCTION AND CONSUMPTION 1988

GROUP COUNTRY	DT = 100 KG	1 000 DM	1 000 \$	GROUP COUNTRY	DT = 100 KG	1 000 DM	1 000 \$
ALBANIA	878	214	121	BELGIUM LUX	51 566	3 816	2 182
MOROCCO	8 033	546	299	NETHERLANDS	27 418	1 780	1 035
ALGERIA	162 806	16 568	9 501	ITALY	312	116	65
TUNISIA	4 094	294	169	UNTD KINGDOM	2 420	320	176
LIBYA	95 533	12 626	7 234	DENMARK	5 118	648	361
EGYPT	48 200	6 764	3 827	SPAIN	5 487	645	362
SUDAN	1 656	182	104	SWEDEN	12 433	953	551
MALI	1 016	115	67	SWITZERLAND	1 062	748	432
CHAD	343	60	34	AUSTRIA	29 100	3 895	2 207
SENEGAL	3 680	413	248	POLAND	104 977	6 422	3 650
GAMBIA	54	75	45	CZECHOSLOVA	3 359	262	152
GUINEA	3 072	239	133	HUNGARY	924	103	59
SIERRA LEONE	2 493	210	116	CANADA	445	56	34
LIBERIA	3 910	454	258	SINGAPORE	196	130	77
IVORY COAST	2 071	236	140				
GHANA	12 465	970	564	EXPORTS	1 459 761	155 029	88 263
TOGO	679	153	86	FRANCE	13 630	3 153	1 794
NIGERIA	33 196	2 866	1 637	BELGIUM LUX	19 783	3 789	2 172
CAMEROON	2 417	244	135	NETHERLANDS	221 158	26 939	15 390
CENT AFR REP	2 477	197	113	ITALY	426 732	18 531	10 474
GABON	732	81	48	UNTD KINGDOM	12 047	2 025	1 179
CONGO	814	108	65	IRELAND	1 681	727	401
ZAIRE	1 678	148	86	DENMARK	12 658	2 763	1 574
RWANDA	2 253	297	167	GREECE	1 162	185	104
ANGOLA	5 080	562	331	PORTUGAL	2 570	426	247
ETHIOPIA	1 195	151	85	SPAIN	3 121	1 554	882
SOMALIA	1 185	103	59	NORWAY	23 396	3 448	1 931
KENYA	18 372	1 072	633	SWEDEN	9 619	3 032	1 701
TANZANIA	7 698	833	478	FINLAND	19 407	5 193	2 947
MOZAMBIQUE	3 103	351	198	SWITZERLAND	208 188	24 638	13 956
MADAGASCAR	1 638	119	69	AUSTRIA	26 771	5 752	3 261
REUNION	8 876	578	339	YUGOSLAVIA	7 382	3 846	2 246
ZAMBIA	1 425	145	82	TURKEY	24 480	4 415	2 430
ZIMBABWE	2 160	567	324	HUNGARY	1 194	276	158
REP S AFRICA	33 972	10 523	5 963	ALGERIA	287	81	49
USA	1 588 813	152 213	86 162	EGYPT	8 431	1 270	724
CANADA	471 173	39 311	22 148	SENEGAL	3 033	1 513	845
MEXICO	15 385	3 597	2 044	GUINEA	5 445	672	369
GUATEMALA	2 443	174	100	LIBERIA	4 986	906	536
HONDURAS	1 168	159	91	ZAIRE	3 615	536	316
EL SALVADOR	5 188	406	234	ZAMBIA	574	262	145
COSTA RICA	3 743	400	229	REP S AFRICA	428	193	109
PANAMA	4 772	274	159	USA	136 363	10 574	6 133
CUBA	2 733	695	389	CANADA	6 858	1 224	680
HAITI	581	67	40	MEXICO	1 864	5 063	2 731
BAHAMAS	9 477	864	494	COLOMBIA	699	286	170
DOMINIC REP	1 440	110	61	VENEZUELA	3 576	1 145	631
GUADELOUPE	6 625	385	226	BRAZIL	7 611	1 028	561
MARTINIQUE	2 003	119	70	CHILE	165	74	41
JAMAICA	1 348	77	43	SYRIA	428	77	44
BARBADOS	1 137	75	41	IRAQ	207	125	68
TRINIDAD TOB	1 176	68	38	IRAN	840	364	204
NETH ANTILL	2 310	190	114	ISRAEL	1 019	378	209
COLOMBIA	4 270	1 037	591	JORDAN	617	161	87
VENEZUELA	27 673	4 795	2 714	SAUDI ARABIA	655	116	65
SURINAME	1 315	124	74	INDIA	227 618	14 897	8 761
ECUADOR	1 480	345	198	THAILAND	521	80	45
PERU	30 734	3 246	1 798	INDONESIA	259	104	59
BRAZIL	7 007	2 288	1 304	SINGAPORE	2 037	1 056	602
CHILE	9 162	1 595	904	SOUTH KOREA	2 076	383	222
ARGENTINA	17 180	3 632	2 005	JAPAN	2 237	369	206
CYPRUS	5 590	470	268	TAIWAN	558	722	420
LEBANON	721	87	51	HONG KONG	222	280	159
SYRIA	2 791	245	131				
IRAQ	169 080	37 857	21 046	678 WIRE OF IRON OR STEEL			
IRAN	92 163	16 823	9 574	IMPORTS	3 710 763	599 480	342 126
ISRAEL	37 580	6 416	3 635	FRANCE	547 709	112 284	64 170
JORDAN	7 137	661	376	BELGIUM LUX	911 358	168 074	95 979
SAUDI ARABIA	29 834	2 823	1 629	NETHERLANDS	212 434	24 068	13 738
KUWAIT	13 068	1 310	745	ITALY	486 571	70 030	39 842
BAHRAIN	6 333	484	289	UNTD KINGDOM	80 201	20 709	11 749
ARAB EMIRAT	10 109	1 034	570	IRELAND	669	354	210
NORTH YEMEN	97 718	5 713	3 134	DENMARK	9 775	1 737	993
PAKISTAN	42 693	5 846	3 293	PORTUGAL	455	85	49
INDIA	155 868	17 182	9 793	SPAIN	15 641	4 227	2 423
BANGLADESH	1 692	147	83	NORWAY	5 917	770	445
SRI LANKA	1 377	217	126	SWEDEN	130 717	70 370	40 248
BURMA	1 317	294	163	SWITZERLAND	104 278	21 203	12 155
THAILAND	111 130	6 064	3 486	AUSTRIA	302 296	41 355	23 576
INDONESIA	50 719	5 198	2 954	YUGOSLAVIA	5 992	567	317
MALAYSIA	9 346	1 355	766	SOVIET UNION	44 201	2 274	1 318
SINGAPORE	29 467	5 225	2 943	POLAND	109 216	6 647	3 779
PHILIPPINES	1 926	606	341	CZECHOSLOVA	580 016	31 644	18 025
CHINA	33 608	4 271	2 364	HUNGARY	48 488	3 130	1 762
SOUTH KOREA	27 178	7 529	4 285	ROMANIA	23 109	1 569	883
JAPAN	215 648	14 635	8 309	BULGARIA	4 211	244	138
TAIWAN	40 123	6 219	3 535	ZIMBABWE	10 508	675	383
HONG KONG	6 110	1 866	1 062	REP S AFRICA	30 841	1 953	1 137
AUSTRALIA	30 244	6 215	3 504	USA	4 480	2 702	1 535
NEW ZEALAND	4 528	1 503	848	CANADA	117	212	125
WEST SAMOA	1 077	55	30	INDIA	3 166	217	124
				THAILAND	907	205	114
677 RAILWAY TRACK IRON, STEEL				CHINA	21 336	1 998	1 137
IMPORTS	249 670	20 577	11 721	SOUTH KOREA	1 956	1 054	607
FRANCE	3 979	468	257				

## 6 IMPORTS AND EXPORTS (SPECIAL TRADE) BY GROUPS OF THE SITC-REV. III AND BY COUNTRIES OF PRODUCTION AND CONSUMPTION 1988

GROUP COUNTRY	DT = 100 KG	1 000 DM	1 000 \$	GROUP COUNTRY	DT = 100 KG	1 000 DM	1 000 \$
JAPAN	11 312	8 417	4 762	DENMARK	186 926	45 818	25 967
TAIWAN	934	511	289	GREECE	681	180	105
EXPORTS	3 274 088	595 334	339 203	PORTUGAL	13 371	5 661	3 232
FRANCE	843 571	111 769	63 843	SPAIN	242 985	45 199	25 713
BELGIUM LUX	390 109	63 729	36 412	NORWAY	1 719	813	459
NETHERLANDS	593 349	96 344	54 900	SWEDEN	415 947	198 867	113 444
ITALY	159 316	24 608	13 999	FINLAND	96 203	32 054	18 173
UNTD KINGDOM	81 756	23 024	13 094	SWITZERLAND	840 087	198 862	113 403
IRELAND	8 359	3 127	1 782	AUSTRIA	942 350	195 053	110 839
DENMARK	121 210	18 093	10 319	YUGOSLAVIA	517 257	44 919	25 718
GREECE	4 906	1 096	617	TURKEY	93 669	7 675	4 224
PORTUGAL	17 453	6 519	3 725	SOVIET UNION	104 825	5 737	3 315
SPAIN	12 859	5 853	3 333	POLAND	148 204	16 436	9 324
CANARY IS	54	109	61	CZECHOSLOVA	182 407	13 773	7 816
NORWAY	8 335	1 394	795	HUNGARY	329 132	24 117	13 740
SWEDEN	43 769	8 819	5 027	ROMANIA	183 631	12 346	6 961
FINLAND	31 130	8 103	4 607	BULGARIA	13 777	1 354	784
SWITZERLAND	194 186	45 103	25 629	ETHIOPIA		70	40
AUSTRIA	168 652	31 212	17 754	REP S AFRICA	75 278	5 915	3 357
MALTA	349	153	83	USA	8 228	22 443	12 767
YUGOSLAVIA	31 432	9 046	5 130	CANADA	4 065	1 895	1 096
TURKEY	5 674	2 317	1 322	VENEZUELA	92 169	6 408	3 633
SOVIET UNION	9 526	2 540	1 470	BRAZIL	109 718	13 940	7 853
POLAND	27 024	7 485	4 263	ARGENTINA	83 032	6 848	3 756
CZECHOSLOVA	6 466	3 769	2 148	ISRAEL	6 884	2 400	1 370
HUNGARY	43 005	7 610	4 361	INDIA	65	115	64
ROMANIA	3 223	2 564	1 435	THAILAND	21 365	2 238	1 300
BULGARIA	10 937	3 528	2 057	CHINA	1 075	357	210
MOROCCO	8 656	1 041	598	SOUTH KOREA	18 988	9 491	5 439
ALGERIA	18 915	3 452	1 950	JAPAN	39 401	27 694	15 735
TUNISIA	5 246	1 078	614	TAIWAN	6 748	5 058	2 870
LIBYA	77 904	13 439	7 692	HONG KONG	54	140	79
EGYPT	2 568	744	422	AUSTRALIA	486	308	182
SUDAN	2 491	243	136	EXPORTS	34 447 888	5 773 234	3 275 507
GHANA	8 581	1 541	888	FRANCE	1 637 693	351 038	199 884
NIGERIA	3 288	749	424	BELGIUM LUX	828 930	208 707	118 971
CONGO	460	88	48	NETHERLANDS	3 465 681	590 453	336 745
ANGOLA	842	158	90	ITALY	1 193 459	210 041	119 599
ETHIOPIA	315	66	35	UNTD KINGDOM	1 012 360	237 867	134 239
KENYA	843	138	78	IRELAND	41 459	9 271	5 340
TANZANIA	1 114	124	72	DENMARK	943 348	193 666	110 252
MADAGASCAR	213	192	102	GREECE	81 046	13 645	7 744
REUNION	272	55	31	PORTUGAL	150 800	34 276	19 494
REP S AFRICA	8 432	3 571	2 023	SPAIN	229 995	53 357	30 471
USA	180 108	32 951	18 766	CANARY IS	2 968	547	300
CANADA	17 548	5 716	3 253	ICELAND	24 411	3 803	2 112
MEXICO	10 726	3 652	2 075	FAROE IS	644	148	83
GUATEMALA	1 203	179	102	NORWAY	468 578	109 602	62 705
COSTA RICA	657	173	102	SWEDEN	736 349	177 318	101 073
PANAMA	172	56	33	FINLAND	301 973	80 441	45 630
CUBA	1 469	545	303	SWITZERLAND	820 906	221 204	125 826
COLOMBIA	2 378	718	401	AUSTRIA	919 871	241 554	136 978
VENEZUELA	6 707	1 933	1 113	MALTA	3 206	730	423
PERU	402	187	107	YUGOSLAVIA	113 814	37 293	21 228
BRAZIL	1 288	2 124	1 213	TURKEY	674 019	106 462	60 393
CHILE	2 960	914	510	SOVIET UNION	11 773 284	1 360 163	770 532
URUGUAY	90	55	30	POLAND	270 430	47 768	27 121
ARGENTINA	681	1 130	634	CZECHOSLOVA	30 762	15 214	8 701
CYPRUS	797	109	61	HUNGARY	81 239	26 823	15 233
LEBANON	1 594	221	130	ROMANIA	3 521	2 587	1 471
SYRIA	3 359	422	236	BULGARIA	75 440	18 223	10 318
IRAQ	8 261	1 979	1 109	ALBANIA	14 632	2 702	1 518
IRAN	12 204	2 928	1 675	MOROCCO	14 832	2 107	1 171
ISRAEL	15 909	2 948	1 679	ALGERIA	193 251	28 298	15 983
JORDAN	4 236	450	247	TUNISIA	3 889	1 269	722
SAUDI ARABIA	2 424	425	240	LIBYA	191 649	36 801	20 821
KUWAIT	785	166	99	EGYPT	440 017	65 139	36 070
ARAB EMIRAT	329	119	66	SUDAN	6 013	766	445
SOUTH YEMEN	2 593	278	156	MALI	4 473	223	128
PAKISTAN	321	157	90	NIGER	1 846	337	191
INDIA	4 898	3 147	1 778	SENEGAL	3 174	841	477
SRI LANKA	222	60	34	GAMBIA	104	111	64
BURMA	417	57	31	GUINEA	1 887	232	137
THAILAND	558	181	102	SIERRA LEONE	10 328	1 335	762
INDONESIA	1 141	506	285	LIBERIA	1 828	389	221
MALAYSIA	335	178	101	IVORY COAST	129	67	38
SINGAPORE	3 794	947	530	GHANA	1 768	814	453
CHINA	14 091	2 218	1 257	TOGO	1 897	329	187
SOUTH KOREA	2 622	3 154	1 781	BENIN	291	246	139
JAPAN	725	4 814	2 715	NIGERIA	208 415	28 450	16 188
TAIWAN	2 370	2 523	1 419	CAMEROON	166	102	56
HONG KONG	1 255	757	428	GABON	227 557	25 939	14 773
AUSTRALIA	2 250	636	362	CONGO	2 605	903	511
NEW ZEALAND	1 404	368	214	ZAIRE	9 441	2 788	1 591
679 TUBES, PIPES, ETC. IRON, STL				ANGOLA	31 696	4 840	2 723
IMPORTS	11 083 662	2 005 703	1 142 138	ETHIOPIA	2 672	562	311
FRANCE	1 278 931	253 536	144 750	KENYA	13 826	1 678	1 005
BELGIUM LUX	688 322	82 340	46 958	UGANDA	200	127	72
NETHERLANDS	1 243 683	189 436	108 048	TANZANIA	26 446	3 715	2 136
ITALY	2 615 249	414 996	236 501	ZAMBIA	903	685	392
UNTD KINGDOM	474 581	110 167	62 325	ZIMBABWE	534	186	110
IRELAND	1 235	815	464	REP S AFRICA	81 700	40 207	22 596
				BOTSWANA	23 745	3 377	1 978
				USA	1 891 303	298 841	169 121
				CANADA	195 792	47 382	26 860

6 IMPORTS AND EXPORTS (SPECIAL TRADE) BY GROUPS OF THE SITC-REV. III AND BY COUNTRIES OF PRODUCTION AND CONSUMPTION 1988

GROUP COUNTRY	DT = 100 KG	1 000 DM	1 000 \$	GROUP COUNTRY	DT = 100 KG	1 000 DM	1 000 \$
MEXICO	174 026	29 128	16 467	JAPAN	2	274	156
GUATEMALA	64	74	44	HONG KONG	199	7 349	4 099
EL SALVADOR	1 936	319	183	AUSTRALIA	553	19 270	10 963
NICARAGUA	661	135	80				
COSTA RICA	962	159	90	EXPORTS	13 754	848 115	482 575
CUBA	6 235	1 350	796	FRANCE	518	37 803	21 455
HAITI	2 896	428	252	BELGIUM LUX	301	8 187	4 663
JAMAICA	66	84	47	NETHERLANDS	536	66 252	37 630
TRINIDAD TOB	22 428	6 255	3 509	ITALY	1 724	60 521	34 680
NETH ANTILL	4 108	827	468	UNTD KINGDOM	758	52 697	29 788
COLOMBIA	7 565	2 345	1 322	IRELAND	15	396	232
VENEZUELA	139 708	30 807	17 213	DENMARK	219	5 942	3 359
GUYANA	286	109	61	GREECE	77	1 852	1 058
SURINAME	628	117	71	PORTUGAL	587	20 901	11 855
ECUADOR	574	239	131	SPAIN	593	16 133	9 144
PERU	25 224	2 503	1 460	CANARY IS	6	56	31
BRAZIL	22 002	7 679	4 330	NORWAY	290	9 946	5 645
CHILE	11 706	3 873	2 203	SWEDEN	875	22 588	12 908
URUGUAY	285	188	109	FINLAND	372	4 492	2 546
ARGENTINA	12 573	3 903	2 236	SWITZERLAND	1 249	197 148	112 116
CYPRUS	681	254	141	AUSTRIA	1 226	46 176	26 971
LEBANON	33 195	4 706	2 594	MALTA	6	415	232
SYRIA	95 909	13 078	7 652	YUGOSLAVIA	50	4 740	2 646
IRAQ	168 334	42 355	23 759	TURKEY	69	2 568	1 469
IRAN	1 049 027	119 849	67 065	SOVIET UNION		95	51
ISRAEL	15 022	5 942	3 366	POLAND	58	744	423
JORDAN	11 531	1 723	961	CZECHOSLOVA	96	10 924	6 059
SAUDI ARABIA	127 030	20 978	12 053	HUNGARY	91	9 907	5 650
KUWAIT	168 487	26 464	15 094	BULGARIA	322	3 305	1 885
BAHRAIN	1 982	610	340	MOROCCO	3	115	66
QATAR	55 811	10 950	5 913	ALGERIA	15	114	68
ARAB EMIRAT	198 115	31 568	17 891	LIBYA	5	500	294
OMAN	43 585	6 606	3 840	EGYPT	60	484	268
NORTH YEMEN	568	419	244	ANGOLA	2	65	35
PAKISTAN	42 644	9 198	5 323	MAURITIUS	2	82	46
INDIA	431 719	88 158	50 865	REP S AFRICA	165	2 089	1 174
BANGLADESH	360	111	62	USA	129	50 939	28 910
SRI LANKA	551	2 173	1 203	CANADA	13	4 359	2 454
NEPAL	62	89	53	MEXICO	4	407	234
BURMA	15 586	2 777	1 487	CUBA		68	38
THAILAND	6 225	2 257	1 264	JAMAICA	2	74	44
VIETNAM	226	82	47	COLOMBIA		196	106
INDONESIA	45 365	8 778	4 982	VENEZUELA	2	316	180
MALAYSIA	117 328	13 920	7 710	BRAZIL	49	9 820	5 714
BRUNEI	11 439	1 699	969	CHILE	20	350	201
SINGAPORE	159 167	28 928	16 494	BOLIVIA		183	106
PHILIPPINES	7 731	1 625	915	ARGENTINA	2	110	63
CHINA	1 552 430	235 025	131 875	CYPRUS	51	2 437	1 385
NORTH KOREA	8 254	1 467	792	LEBANON	1	73	40
SOUTH KOREA	25 700	11 405	6 514	IRAQ	2	186	100
JAPAN	8 124	6 333	3 545	IRAN	42	1 320	741
TAIWAN	61 268	14 750	8 339	ISRAEL	236	7 107	4 043
HONG KONG	38 886	6 390	3 683	SAUDI ARABIA	215	1 240	702
AUSTRALIA	16 524	6 714	3 832	KUWAIT	15	467	267
NEW ZEALAND	448	268	147	ARAB EMIRAT	511	19 866	11 220
NEW CALEDON	1 282	163	94	OMAN	43	108	61
WEST SAMOA	616	268	157	PAKISTAN	45	631	355
				INDIA	24	860	500
681 SILVER, PLATINUM, ETC.				SRI LANKA	2	74	44
IMPORTS	14 390	1 364 481	776 146	THAILAND	408	13 452	7 602
FRANCE	373	38 595	21 928	MALAYSIA	1	122	70
BELGIUM LUX	2 480	106 825	59 504	SINGAPORE	779	28 631	16 559
NETHERLANDS	741	86 202	49 105	PHILIPPINES	7	183	102
ITALY	3	3 361	1 902	CHINA		700	409
UNTD KINGDOM	3 684	269 294	154 723	NORTH KOREA		105	60
IRELAND	19	547	309	SOUTH KOREA	16	4 310	2 498
DENMARK	17	568	315	JAPAN	65	91 471	51 556
GREECE	7	473	261	TAIWAN	157	2 509	1 427
PORTUGAL	180	4 670	2 669	HONG KONG	167	13 273	7 566
SPAIN	57	3 500	2 012	AUSTRALIA	499	4 349	2 453
NORWAY	6	6 766	3 914	NEW ZEALAND	13	256	142
SWEDEN	1 386	53 192	30 478				
FINLAND	29	962	555	682 COPPER			
SWITZERLAND	872	166 465	94 891	IMPORTS	7 916 699	3 774 275	2 147 123
AUSTRIA	1 231	48 038	27 335	FRANCE	755 295	374 220	213 381
YUGOSLAVIA	211	9 148	5 222	BELGIUM LUX	1 394 335	707 973	402 974
TURKEY	4	180	99	NETHERLANDS	120 075	59 878	33 877
SOVIET UNION	80	92 702	52 598	ITALY	264 130	138 415	78 824
POLAND	1 315	49 194	27 966	UNTD KINGDOM	255 501	128 627	74 063
CZECHOSLOVA	103	4 079	2 192	IRELAND	510	972	556
HUNGARY	20	1 051	593	DENMARK	26 256	8 054	4 593
BULGARIA	19	887	510	GREECE	49 961	26 223	14 923
MOROCCO	119	4 359	2 464	PORTUGAL	351	342	194
REP S AFRICA	222	324 287	183 940	SPAIN	19 317	14 848	8 450
USA	393	54 354	30 986	NORWAY	94 191	47 824	27 074
CANADA	1	180	104	SWEDEN	91 267	53 440	30 404
MEXICO		83	48	FINLAND	98 537	60 191	34 261
COLOMBIA		71	42	SWITZERLAND	170 597	109 730	62 472
BRAZIL		464	264	AUSTRIA	193 758	108 459	61 963
CHILE	88	4 524	2 515	YUGOSLAVIA	119 612	49 391	28 189
ISRAEL	1	126	74	TURKEY	2 759	1 275	708
ARAB EMIRAT	2	81	48	SOVIET UNION	357 702	150 570	85 442
CHINA		899	496	POLAND	994 644	424 604	243 838
NORTH KOREA	30	987	590	CZECHOSLOVA	277	111	64
SOUTH KOREA		330	194				

6 IMPORTS AND EXPORTS (SPECIAL TRADE) BY GROUPS OF THE SITC-REV. III AND BY COUNTRIES OF PRODUCTION AND CONSUMPTION 1988

GROUP COUNTRY	DT = 100 KG	1 000 DM	1 000 \$	GROUP COUNTRY	DT = 100 KG	1 000 DM	1 000 \$
HUNGARY	70 156	22 322	12 712	SYRIA	250	145	83
ROMANIA	103	52	30	IRAQ	42 161	20 267	11 558
BULGARIA	3 769	1 437	813	IRAN	10 983	6 309	3 639
ALBANIA	13 526	5 372	2 990	ISRAEL	65 428	38 271	21 697
CONGO	838	283	168	JORDAN	377	407	230
ZAIRE	597 912	253 307	143 014	SAUDI ARABIA	15 006	10 070	5 728
TANZANIA	180	84	46	KUWAIT	4 250	2 750	1 562
ZAMBIA	47 981	20 917	11 725	BAHRAIN	1 192	1 160	91
ZIMBABWE	15 586	6 486	3 669	ARAB EMIRAT	7 576	4 421	2 457
REP S AFRICA	378 572	171 314	96 992	OMAN	1 478	1 148	649
BOTSWANA	51 616	18 528	10 529	PAKISTAN	12 485	7 234	4 116
USA	54 563	66 993	38 099	INDIA	24 291	16 643	9 330
CANADA	134 529	60 468	34 146	BANGLADESH	690	504	293
MEXICO	1 138	576	312	SRI LANKA	996	868	489
VENEZUELA	3 779	1 293	717	BURMA	2 536	1 322	754
SURINAME	207	54	32	THAILAND	1 400	1 468	825
PERU	161 399	71 087	40 067	INDONESIA	7 563	5 450	3 110
BRAZIL	36	95	53	MALAYSIA	10 010	4 589	2 599
CHILE	1 197 591	522 203	296 164	SINGAPORE	19 616	18 285	10 370
URUGUAY	72	57	33	PHILIPPINES	455	579	341
ARGENTINA	246	155	83	CHINA	23 196	10 779	6 341
IRAQ	5 000	1 889	1 122	NORTH KOREA	198	157	85
IRAN	1 483	610	361	SOUTH KOREA	6 529	7 070	4 026
ISRAEL	723	357	199	JAPAN	2 988	4 510	2 557
INDONESIA	172	224	122	TAIWAN	50 612	31 824	18 118
SINGAPORE	616	477	260	HONG KONG	33 666	31 909	18 151
CHINA	74 085	29 910	16 512	AUSTRALIA	8 975	7 050	4 026
JAPAN	10 956	14 455	8 212	NEW ZEALAND	386	552	315
TAIWAN	1 466	1 863	1 039				
HONG KONG	5 511	2 502	1 401	683 NICKEL			
AUSTRALIA	73 731	33 662	19 199				
EXPORTS	5 940 900	3 822 763	2 176 508	IMPORTS	641 384	1 190 774	676 009
FRANCE	819 979	535 994	305 577	FRANCE	56 401	100 054	56 599
BELGIUM LUX	351 861	209 532	119 454	BELGIUM LUX	2 938	6 824	3 904
NETHERLANDS	595 890	366 954	209 429	NETHERLANDS	1 543	3 102	1 765
ITALY	668 454	402 431	229 425	ITALY	2 820	5 409	3 153
UNTD KINGDOM	546 519	365 010	207 794	UNTD KINGDOM	70 855	165 775	93 751
IRELAND	24 418	16 720	9 564	IRELAND	318	1 379	784
DENMARK	193 771	116 425	66 329	DENMARK	89	174	102
GREECE	19 498	14 814	8 440	SPAIN	65	368	214
PORTUGAL	42 900	27 922	15 936	FAROE IS	240	268	147
SPAIN	135 434	111 676	63 706	NORWAY	77 326	139 185	78 919
CANARY IS	4 024	2 716	1 529	SWEDEN	3 192	8 335	4 770
ICELAND	642	879	500	FINLAND	19 564	37 494	21 352
NORWAY	51 986	37 761	21 490	SWITZERLAND	2 388	6 573	3 788
SWEDEN	263 091	159 935	90 991	AUSTRIA	1 641	4 913	2 784
FINLAND	124 816	77 164	43 916	YUGOSLAVIA	2 851	6 303	3 603
SWITZERLAND	481 600	298 568	169 426	TURKEY	528	595	340
AUSTRIA	553 505	326 680	185 568	SOVIET UNION	233 467	389 586	221 118
MALTA	1 051	942	535	POLAND	1 404	2 966	1 770
YUGOSLAVIA	17 991	21 050	11 845	HUNGARY	3 938	6 871	3 845
TURKEY	113 144	51 737	29 393	ZIMBABWE	25 536	48 676	27 463
SOVIET UNION	31 181	50 866	28 844	REP S AFRICA	33 855	70 901	40 178
POLAND	8 801	11 195	6 329	USA	10 787	35 740	20 376
CZECHOSLOVA	10 227	10 435	5 967	CANADA	59 932	103 283	58 942
HUNGARY	19 842	17 597	10 050	BRAZIL	1 654	3 253	1 874
ROMANIA	1 972	2 708	1 542	CHINA	1 498	1 744	1 001
BULGARIA	14 846	20 877	12 125	JAPAN	628	1 478	834
ALBANIA	2 524	2 536	1 384	AUSTRALIA	25 879	39 412	22 572
MOROCCO	7 001	3 729	2 142	EXPORTS	210 251	484 409	275 539
ALGERIA	10 327	4 704	2 705	FRANCE	50 270	84 480	48 225
TUNISIA	1 498	1 280	722	BELGIUM LUX	6 541	16 180	9 181
LIBYA	175	249	142	NETHERLANDS	35 219	73 147	41 882
EGYPT	6 568	5 004	2 901	ITALY	16 274	43 473	24 704
IVORY COAST	56	73	43	UNTD KINGDOM	16 224	42 487	24 328
GHANA	2 958	1 961	1 115	IRELAND	1 428	3 451	1 945
NIGERIA	8 085	4 748	2 720	DENMARK	516	1 973	1 106
CAMEROON	50	52	31	GREECE	35	204	113
ANGOLA	3 244	1 917	1 081	PORTUGAL	636	1 616	924
ETHIOPIA	116	88	51	SPAIN	3 196	9 252	5 275
KENYA	1 410	848	488	NORWAY	391	1 934	1 093
TANZANIA	179	325	178	SWEDEN	1 993	5 071	2 885
MAURITIUS	109	100	59	FINLAND	2 188	3 512	2 002
REP S AFRICA	33 718	29 910	16 761	SWITZERLAND	6 152	21 718	12 307
USA	360 937	232 053	131 945	AUSTRIA	6 917	19 120	10 897
CANADA	27 865	19 178	10 903	MALTA	21	135	75
MEXICO	2 732	2 068	1 184	YUGOSLAVIA	2 214	6 588	3 708
GUATEMALA	1 042	621	368	TURKEY	164	768	434
EL SALVADOR	49	61	33	SOVIET UNION	321	1 234	678
COSTA RICA	90	91	52	POLAND	224	1 083	605
PANAMA	152	100	54	CZECHOSLOVA	169	1 029	589
CUBA	40	89	53	HUNGARY	379	2 414	1 376
HAITI	280	171	97	ROMANIA	373	1 141	661
NETH ANTILL	446	327	193	BULGARIA	425	1 442	830
COLOMBIA	671	618	354	MOROCCO	3	82	48
VENEZUELA	7 702	5 529	3 160	ALGERIA	208	362	213
ECUADOR	362	334	189	TUNISIA	12	57	32
PERU	1 366	935	540	EGYPT	50	338	200
BRAZIL	4 375	5 913	3 345	SUDAN	4	80	47
CHILE	80	202	114	NIGERIA	18	100	54
PARAGUAY	19	90	49	KENYA	57	194	105
URUGUAY	82	138	75	MOZAMBIQUE	29	108	60
ARGENTINA	1 487	1 931	1 110	MAURITIUS	4	77	43
CYPRUS	718	689	388	REP S AFRICA	4 672	10 270	5 716
LEBANON	210	200	117				

6 IMPORTS AND EXPORTS (SPECIAL TRADE) BY GROUPS OF THE SITC-REV. III AND BY COUNTRIES OF PRODUCTION AND CONSUMPTION 1988

GROUP COUNTRY	DT = 100 KG	1 000 DM	1 000 \$	GROUP COUNTRY	DT = 100 KG	1 000 DM	1 000 \$
USA	34 129	74 662	42 329	FRANCE	1 609 994	893 642	509 891
CANADA	2 378	6 117	3 472	BELGIUM LUX	794 103	399 128	227 408
MEXICO	2 534	7 073	3 916	NETHERLANDS	971 671	530 187	302 545
COSTA RICA	63	192	103	ITALY	1 147 027	580 069	330 192
CUBA	51	991	558	UNTD KINGDOM	1 112 643	653 262	371 647
DOMINIC REP	4	56	33	IRELAND	60 419	37 040	21 159
COLOMBIA	70	266	148	DENMARK	267 294	154 492	87 785
VENEZUELA	983	2 084	1 152	GREECE	81 482	40 262	22 876
PERU	158	435	247	PORTUGAL	37 343	25 021	14 181
BRAZIL	189	721	407	SPAIN	163 247	107 233	61 235
CHILE	27	212	121	CANARY IS	3 150	3 283	1 853
URUGUAY	34	88	49	ICELAND	1 834	1 608	918
ARGENTINA	433	1 585	890	NORWAY	104 334	66 243	37 779
CYPRUS	31	59	34	SWEDEN	293 138	165 855	94 189
SYRIA	11	64	38	FINLAND	142 335	80 650	45 796
IRAQ	836	3 206	1 842	SWITZERLAND	661 115	392 803	223 339
IRAN	41	216	126	AUSTRIA	922 798	412 813	233 987
ISRAEL	455	914	523	ANDORRA	490	354	195
JORDAN	29	135	73	MALTA	1 918	1 208	681
SAUDI ARABIA	66	208	121	YUGOSLAVIA	29 182	22 397	12 706
ARAB EMIRAT	43	560	308	TURKEY	56 142	28 689	16 281
PAKISTAN	149	1 102	631	SOVIET UNION	3 550	5 026	2 826
INDIA	2 105	5 571	3 132	POLAND	3 223	3 283	1 860
THAILAND	73	320	182	CZECHOSLOVA	4 361	3 992	2 299
VIETNAM	39	116	70	HUNGARY	5 973	4 669	2 670
INDONESIA	503	1 185	671	ROMANIA	337	374	203
MALAYSIA	21	105	58	BULGARIA	18 906	17 934	10 390
SINGAPORE	34	228	125	ALBANIA	550	529	300
PHILIPPINES	52	140	77	MOROCCO	7 728	4 736	2 684
CHINA	103	342	193	ALGERIA	46 565	19 610	11 153
SOUTH KOREA	394	2 179	1 227	TUNISIA	1 738	1 597	908
JAPAN	4 141	10 010	5 718	LIBYA	14 745	8 112	4 651
TAIWAN	600	1 791	1 022	EGYPT	3 987	3 153	1 844
HONG KONG	402	1 130	641	SUDAN	363	442	247
AUSTRALIA	1 557	4 449	2 512	MAURITANIA	401	113	64
NEW ZEALAND	125	293	171	LIBERIA	2 277	738	420
				IVORY COAST	451	622	349
684 ALUMINIUM				GHANA	166	172	96
IMPORTS	12 400 946	5 520 269	3 132 946	TOGO	118	412	229
FRANCE	1 248 805	673 502	382 560	NIGERIA	4 628	2 890	1 636
BELGIUM LUX	836 413	396 326	224 956	CAMEROON	1 331	6 790	3 937
NETHERLANDS	1 176 826	594 034	337 437	CENT AFR REP	59	78	44
ITALY	549 312	305 905	173 843	GABON	38	73	40
UNTD KINGDOM	1 029 750	417 609	236 887	ZAIRE	235	569	322
IRELAND	1 387	1 050	588	RWANDA	60	243	139
DENMARK	177 609	85 093	48 584	ANGOLA	892	543	300
GREECE	101 030	53 174	30 187	ETHIOPIA	397	206	121
PORTUGAL	989	437	249	KENYA	5 874	4 458	2 510
SPAIN	166 898	65 278	36 415	UGANDA	414	245	136
ICELAND	221 011	76 737	43 639	TANZANIA	593	365	203
FAROE IS	125	59	35	MADAGASCAR	78	107	60
NORWAY	2 473 950	925 872	526 672	REUNION	239	321	181
SWEDEN	324 747	123 279	70 303	MAURITIUS	109	196	112
FINLAND	80 915	32 682	18 486	ZIMBABWE	1 376	746	426
SWITZERLAND	546 987	345 500	196 747	REP S AFRICA	43 198	27 437	15 485
AUSTRIA	625 489	355 122	202 202	USA	330 303	221 276	125 971
MALTA	1 136	588	340	CANADA	32 870	24 149	13 641
YUGOSLAVIA	160 493	65 514	37 103	MEXICO	8 363	6 347	3 584
TURKEY	49 650	25 582	14 473	GUATEMALA	1 972	1 050	634
SOVIET UNION	108 962	35 253	19 940	EL SALVADOR	4 834	3 432	1 907
POLAND	4 766	3 281	1 882	COSTA RICA	736	586	331
CZECHOSLOVA	12 279	4 847	2 714	PANAMA	235	285	158
HUNGARY	105 030	39 206	22 357	CUBA	200	241	139
ROMANIA	197 207	67 936	37 926	DOMINIC REP	975	1 084	615
EGYPT	137 741	54 496	30 741	JAMAICA	819	757	438
SUDAN	495	165	96	TRINIDAD TOB	51	60	34
IVORY COAST	727	333	186	COLOMBIA	2 979	2 032	1 154
GHANA	422 377	146 753	82 657	VENEZUELA	61 211	33 313	19 120
CAMEROON	63 308	23 179	13 225	ECUADOR	4 931	3 602	2 050
REP S AFRICA	53 384	19 922	11 253	PERU	1 646	1 429	827
USA	82 351	52 356	29 457	BRAZIL	10 533	9 954	5 688
CANADA	279 166	97 808	54 522	CHILE	10 830	6 528	3 683
MEXICO	11 133	4 646	2 572	BOLIVIA	57	164	95
VENEZUELA	208 710	74 477	42 284	PARAGUAY	73	242	137
SURINAME	12 967	4 209	2 400	URUGUAY	33	56	30
BRAZIL	676 720	238 067	135 072	ARGENTINA	317	465	266
ARGENTINA	84 055	29 247	16 587	CYPRUS	1 072	904	510
LEBANON	1 624	691	387	LEBANON	881	555	317
ISRAEL	15 631	7 669	4 367	SYRIA	2 783	2 401	1 370
JORDAN	285	63	34	IRAQ	43 187	28 141	16 021
SAUDI ARABIA	3 399	1 744	955	IRAN	17 690	12 014	6 914
BAHRAIN	36 828	15 109	8 577	ISRAEL	29 899	22 954	13 002
ARAB EMIRAT	183	69	37	JORDAN	1 110	1 133	635
INDIA	1 493	599	337	SAUDI ARABIA	167 499	86 949	49 408
THAILAND	766	260	141	KUWAIT	3 472	3 402	1 938
SINGAPORE	149	220	126	BAHRAIN	480	721	410
CHINA	43 824	18 336	10 129	QATAR	47	56	33
SOUTH KOREA	625	458	254	ARAB EMIRAT	2 941	2 293	1 300
JAPAN	44 392	28 656	16 178	OMAN	174	242	133
TAIWAN	31	57	34	NORTH YEMEN	576	658	374
HONG KONG	182	62	34	SOUTH YEMEN	296	350	211
AUSTRALIA	14 775	5 637	3 168	PAKISTAN	12 470	8 457	4 828
NEW ZEALAND	1 656	985	528	INDIA	7 242	6 041	3 410
EXPORTS	9 696 980	5 394 654	3 070 829	BANGLADESH	271	167	95
				SRI LANKA	820	803	470
				NEPAL	80	181	104
				THAILAND	5 826	4 873	2 727



## 6 IMPORTS AND EXPORTS (SPECIAL TRADE) BY GROUPS OF THE SITC-REV. III AND BY COUNTRIES OF PRODUCTION AND CONSUMPTION 1988

GROUP COUNTRY	DT = 100 KG	1 000 DM	1 000 \$	GROUP COUNTRY	DT = 100 KG	1 000 DM	1 000 \$
INDONESIA	9 620	6 688	3 827	BELGIUM LUX	708 849	148 193	83 824
MALAYSIA	4 859	4 389	2 491	NETHERLANDS	567 147	121 942	69 336
SINGAPORE	21 242	17 147	9 851	ITALY	43 224	11 613	6 599
PHILIPPINES	4 160	2 885	1 656	UNTD KINGDOM	16 815	3 870	2 174
CHINA	28 960	15 853	8 971	DENMARK	350	60	37
SOUTH KOREA	55 376	31 744	18 111	SPAIN	57 106	13 868	7 744
JAPAN	89 379	46 543	26 292	ICELAND	253	60	32
TAIWAN	39 705	26 676	15 019	NORWAY	308 101	64 514	36 483
HONG KONG	20 207	11 103	6 259	FINLAND	108 362	23 674	13 379
AUSTRALIA	12 565	12 419	7 015	SWITZERLAND	2 114	555	316
NEW ZEALAND	1 038	1 210	684	AUSTRIA	5 404	1 532	868
NEW CALEDON	42	62	36	YUGOSLAVIA	36 521	11 541	6 553
FR POLYNESIA	29	53	30	POLAND	32 697	6 343	3 581
				BULGARIA	739	137	81
685 LEAD				ZAIRE	29 907	5 984	3 342
IMPORTS	1 150 385	151 157	86 297	TANZANIA	506	114	61
FRANCE	248 341	30 593	17 450	ZAMBIA	245	72	41
BELGIUM LUX	191 340	24 307	13 784	REP S AFRICA	3 816	770	435
NETHERLANDS	104 319	13 608	7 754	USA	25 643	7 247	4 066
ITALY	41 274	6 317	3 587	CANADA	17 660	4 251	2 358
UNTD KINGDOM	411 830	58 129	33 365	BRAZIL	1 080	335	194
GREECE	555	126	70	ARGENTINA	242	71	40
PORTUGAL	2 048	238	143	NORTH KOREA	10 236	1 960	1 103
SPAIN	1 483	514	290	JAPAN	50	68	37
NORWAY	754	96	53	EXPORTS	1 500 488	331 024	188 319
SWEDEN	56 922	7 225	4 117	FRANCE	348 529	74 246	42 136
FINLAND	908	95	57	BELGIUM LUX	163 073	34 578	19 629
SWITZERLAND	10 204	1 183	652	NETHERLANDS	152 128	34 078	19 336
AUSTRIA	1 781	160	91	ITALY	281 831	59 917	34 273
YUGOSLAVIA	1 448	220	125	UNTD KINGDOM	97 160	20 941	11 926
POLAND	11 337	1 245	698	IRELAND	2 003	526	297
CZECHOSLOVA	49 912	4 462	2 541	DENMARK	25 756	6 898	3 931
KENYA	255	181	103	GREECE	16 475	3 484	1 970
REP S AFRICA	476	283	152	PORTUGAL	7 469	2 110	1 207
USA	404	515	279	SPAIN	8 391	2 645	1 503
MEXICO	12 001	1 313	795	ICELAND	414	98	56
CHINA	2 236	280	153	NORWAY	6 006	1 450	833
EXPORTS	1 123 352	192 259	109 449	SWEDEN	5 756	1 707	973
FRANCE	126 647	18 070	10 365	FINLAND	1 814	674	375
BELGIUM LUX	87 079	16 562	9 432	SWITZERLAND	86 072	21 973	12 462
NETHERLANDS	70 093	16 384	9 358	AUSTRIA	86 347	23 361	13 222
ITALY	171 090	23 211	13 191	YUGOSLAVIA	3 190	964	530
UNTD KINGDOM	62 674	15 340	8 851	TURKEY	10 250	1 728	1 026
DENMARK	58 913	10 241	5 840	SOVIET UNION	8	88	48
GREECE	9 679	1 491	831	CZECHOSLOVA	15 352	3 129	1 839
PORTUGAL	7 004	990	569	HUNGARY	1 910	536	309
SPAIN	13 796	4 039	2 297	ROMANIA	1 210	223	130
NORWAY	5 571	961	547	BULGARIA	86	163	91
SWEDEN	13 681	3 850	2 210	ALBANIA	690	399	214
FINLAND	8 240	1 387	796	MOROCCO	451	100	58
SWITZERLAND	26 359	4 466	2 547	TUNISIA	1 267	245	149
AUSTRIA	143 843	19 584	11 118	LIBYA	14 002	1 974	1 046
YUGOSLAVIA	580	138	75	EGYPT	7 295	1 118	616
TURKEY	2 722	416	228	NIGERIA	6 159	1 063	575
POLAND	3 329	335	185	KENYA	3 490	777	429
CZECHOSLOVA	84 356	9 666	5 506	REP S AFRICA	21	70	39
HUNGARY	3 136	1 511	858	USA	73 396	13 109	7 494
BULGARIA	605	90	51	CANADA	6 346	1 349	728
ALBANIA	723	221	123	CUBA	34	64	36
MOROCCO	13	75	44	VENEZUELA	1 800	539	309
ALGERIA	42 742	5 285	3 071	BRAZIL	4 601	793	478
NIGERIA	2 007	287	153	CHILE	264	111	62
ETHIOPIA	4 091	665	377	BOLIVIA	1 102	320	181
KENYA	240	64	37	ISRAEL	1 189	444	250
MOZAMBIQUE	1 005	126	74	SAUDI ARABIA	6 591	1 463	828
REP S AFRICA	395	153	86	KUWAIT	2 174	522	297
USA	28 076	11 495	6 569	PAKISTAN	225	78	46
CANADA	418	158	91	INDIA	2 170	560	308
CUBA	746	137	80	BURMA	557	120	68
DOMINIC REP	53	60	35	THAILAND	1 259	425	243
COLOMBIA	78	71	40	SINGAPORE	380	143	78
VENEZUELA	292	79	44	PHILIPPINES	287	106	58
SURINAME	247	99	56	CHINA	33 491	4 570	2 767
BRAZIL	1 386	610	359	SOUTH KOREA	41	91	49
CHILE	270	72	41	JAPAN	1 274	1 623	931
LEBANON	535	100	56	TAIWAN	2 917	849	482
IRAQ	68 248	12 515	7 087	HONG KONG	2 611	1 039	586
IRAN	64 093	8 651	4 698	AUSTRALIA	1 928	892	504
ISRAEL	1 282	263	150	NEW ZEALAND	237	110	61
SAUDI ARABIA	5 459	1 030	583	687 TIN			
ARAB EMIRAT	177	58	31	IMPORTS	214 601	267 076	152 359
INDIA	62	104	63	FRANCE	75	162	92
NEPAL	400	103	60	BELGIUM LUX	6 239	6 188	3 543
SOUTH KOREA	2 230	425	240	NETHERLANDS	12 488	18 173	10 394
JAPAN	56	52	30	ITALY	108	78	42
TAIWAN	276	70	38	UNTD KINGDOM	32 687	41 547	23 590
HONG KONG	330	80	42	SWITZERLAND	571	665	369
686 ZINC				AUSTRIA	232	212	119
IMPORTS	2 384 038	529 043	299 523	ANDORRA	179	451	257
FRANCE	406 269	100 074	56 729	POLAND	100	141	77
				NIGERIA	2 343	2 889	1 645
				ZIMBABWE	1 320	1 620	929

6 IMPORTS AND EXPORTS (SPECIAL TRADE) BY GROUPS OF THE SITC-REV. III AND BY COUNTRIES OF PRODUCTION AND CONSUMPTION 1988

GROUP COUNTRY	DT = 100 KG	1 000 DM	1 000 \$	GROUP COUNTRY	DT = 100 KG	1 000 DM	1 000 \$
REP S AFRICA	367	460	260	TAIWAN	47	702	382
USA	1 116	1 322	786	HONG KONG	1 501	1 172	680
BRAZIL	54 072	67 051	38 030	AUSTRALIA	1 078	2 949	1 648
CHILE	198	233	139	NEW ZEALAND	87	61	33
BOLIVIA	258	305	177	EXPORTS	98 466	200 423	113 816
SYRIA	101	128	73	FRANCE	5 705	16 396	9 333
SAUDI ARABIA	151	179	106	BELGIUM LUX	6 450	13 751	7 869
BURMA	1 096	1 245	745	NETHERLANDS	13 528	14 594	8 254
THAILAND	24 417	30 767	17 556	ITALY	8 322	7 308	4 147
INDONESIA	20 517	25 395	14 462	UNTD KINGDOM	20 533	33 395	18 959
MALAYSIA	22 708	27 433	15 553	IRELAND	85	701	398
SINGAPORE	11 870	14 405	8 382	DENMARK	366	910	523
PHILIPPINES	101	117	69	GREECE	78	839	471
CHINA	17 864	21 566	12 478	PORTUGAL	65	289	170
JAPAN	1 112	1 423	833	SPAIN	1 140	3 006	1 715
HONG KONG	1 992	2 568	1 458	NORWAY	287	293	163
AUSTRALIA	103	140	74	SWEDEN	5 467	5 495	3 113
EXPORTS	32 829	42 852	24 412	FINLAND	518	865	481
FRANCE	2 164	2 818	1 607	SWITZERLAND	1 080	7 451	4 269
BELGIUM LUX	2 373	3 395	1 898	AUSTRIA	7 519	10 774	6 151
NETHERLANDS	2 250	2 052	1 176	YUGOSLAVIA	676	2 024	1 165
ITALY	3 582	4 416	2 534	TURKEY	367	633	356
UNTD KINGDOM	5 144	5 537	3 144	POLAND	32	484	272
DENMARK	1 163	1 213	694	CZECHOSLOVA	300	1 582	901
GREECE	420	740	426	HUNGARY	400	1 530	872
PORTUGAL	474	500	279	ROMANIA	325	974	548
SPAIN	828	1 148	655	BULGARIA	25	258	150
NORWAY	715	1 183	677	REP S AFRICA	153	785	442
SWEDEN	680	1 171	666	USA	15 378	39 738	22 531
FINLAND	717	1 242	706	CANADA	421	1 256	696
SWITZERLAND	2 130	2 718	1 547	MEXICO	11	188	103
AUSTRIA	4 657	6 131	3 485	CUBA	12	131	71
ANDORRA	150	202	110	COLOMBIA	17	128	73
YUGOSLAVIA	1 782	2 702	1 533	VENEZUELA	13	102	54
SOVIET UNION	44	316	188	BRAZIL	698	797	447
POLAND	77	147	84	ARGENTINA	12	223	124
HUNGARY	173	304	173	IRAQ	166	497	272
BULGARIA	71	133	77	IRAN	13	58	33
ALBANIA	504	699	399	ISRAEL	46	328	183
TUNISIA	91	136	77	BAHRAIN	1 458	878	497
ANGOLA	53	121	68	ARAB EMIRAT	65	123	69
REP S AFRICA	170	311	173	PAKISTAN	8	112	66
USA	521	641	367	INDIA	316	2 071	1 167
CANADA	202	114	64	SINGAPORE	51	380	211
COSTA RICA	40	57	32	PHILIPPINES	60	65	36
BRAZIL	34	118	66	CHINA	42	511	289
IRAQ	41	65	37	NORTH KOREA	17	511	285
IRAN	99	108	62	SOUTH KOREA	95	449	248
INDIA	788	1 126	658	JAPAN	5 541	24 548	13 963
MALAYSIA	43	108	61	TAIWAN	510	2 190	1 235
SINGAPORE	71	169	94	HONG KONG	12	79	43
SOUTH KOREA	215	417	229	AUSTRALIA	19	236	128
AUSTRALIA	39	93	52				

689 MISC. NON-FERR. BASE METAL

IMPORTS	491 691	460 115	261 670
FRANCE	55 681	37 099	21 106
BELGIUM LUX	16 848	27 817	15 815
NETHERLANDS	11 825	8 639	4 978
ITALY	30 688	19 343	10 969
UNTD KINGDOM	8 235	19 851	11 318
IRELAND	165	80	43
DENMARK	660	515	295
GREECE	495	109	63
SPAIN	500	722	417
NORWAY	97 588	66 006	37 636
SWEDEN	8 934	3 848	2 198
FINLAND	388	702	399
SWITZERLAND	2 095	4 410	2 493
AUSTRIA	18 358	36 030	20 458
YUGOSLAVIA	17 588	10 110	5 773
TURKEY	2 725	1 312	741
POLAND	35	155	93
CZECHOSLOVA	13	667	374
HUNGARY	546	975	559
ROMANIA	70	375	209
BULGARIA	11	97	57
ZAIRE	16 932	51 951	29 684
TANZANIA	115	302	165
ZAMBIA	1 518	3 829	2 183
ZIMBABWE	50	133	71
REP S AFRICA	32 214	12 512	7 090
USA	82 115	72 939	41 315
CANADA	4 043	7 563	4 291
MEXICO	375	566	315
PERU	732	770	430
BRAZIL	13	89	51
CHILE	137	84	50
BOLIVIA	596	272	162
ISRAEL	271	411	233
CHINA	26 505	13 511	7 696
SOUTH KOREA	569	940	538
JAPAN	12 861	20 158	11 491

691 METALLIC STRUCTURES NES

IMPORTS	4 171 520	1 295 678	735 870
FRANCE	760 085	185 826	105 968
BELGIUM LUX	544 153	153 966	87 234
NETHERLANDS	1 026 184	273 550	155 555
ITALY	176 603	76 268	43 264
UNTD KINGDOM	84 681	43 596	24 775
IRELAND	1 634	2 171	1 231
DENMARK	217 623	91 509	51 815
GREECE	784	426	246
SPAIN	22 305	10 799	6 312
NORWAY	6 979	12 051	6 607
SWEDEN	93 434	39 419	22 475
FINLAND	13 057	6 576	3 785
SWITZERLAND	257 147	126 823	72 213
AUSTRIA	500 372	183 391	103 833
YUGOSLAVIA	16 727	7 943	4 396
TURKEY	6 070	1 380	770
SOVIET UNION	17 545	4 515	2 556
POLAND	335 302	40 951	23 281
CZECHOSLOVA	10 512	2 137	1 215
HUNGARY	43 216	10 726	6 066
ROMANIA	464	149	82
BULGARIA	4 284	601	354
REP S AFRICA	3 133	693	391
USA	6 487	6 585	3 727
CANADA	1 292	485	285
LEBANON	176	68	41
ISRAEL	13 565	9 044	5 148
MALAYSIA	5	101	56
SINGAPORE	4 802	2 353	1 344
CHINA	573	128	71
SOUTH KOREA	139	141	77
JAPAN	176	447	255
TAIWAN	1 026	567	319
HONG KONG	272	115	69
UNID COUNTR	265	53	32
EXPORTS	4 711 482	2 272 063	1 292 134

6 IMPORTS AND EXPORTS (SPECIAL TRADE) BY GROUPS OF THE SITC-REV. III AND BY COUNTRIES OF PRODUCTION AND CONSUMPTION 1988

GROUP COUNTRY	DT = 100 KG	1 000 DM	1 000 \$	GROUP COUNTRY	DT = 100 KG	1 000 DM	1 000 \$
FRANCE	951 647	363 642	206 999	INDONESIA	3 795	2 522	1 390
BELGIUM LUX	452 145	185 359	105 203	MALAYSIA	1 056	2 383	1 306
NETHERLANDS	765 406	312 859	178 172	BRUNEI		90	53
ITALY	152 703	85 720	48 656	SINGAPORE	11 519	13 978	7 862
UNTD KINGDOM	218 786	166 751	94 655	PHILIPPINES	1 577	705	418
IRELAND	8 185	4 184	2 389	CHINA	22 473	13 171	7 422
DENMARK	152 490	69 125	39 262	NORTH KOREA		67	40
GREECE	20 723	10 868	6 205	SOUTH KOREA	11 313	5 807	3 317
PORTUGAL	3 494	4 276	2 438	JAPAN	5 296	7 888	4 509
SPAIN	72 406	35 401	20 056	TAIWAN	3 446	5 041	2 839
CANARY IS	4 458	2 800	1 581	HONG KONG	19 788	31 098	17 528
ICELAND	5 727	3 449	1 947	AUSTRALIA	11 334	9 579	5 435
FAROE IS		231	136	NEW ZEALAND		900	504
NORWAY	95 711	41 374	23 574	NEW CALEDON		112	61
SWEDEN	114 673	56 507	32 296				
FINLAND	39 198	18 947	10 809	692 CONTAINERS, STORAGE, TRNSP			
SWITZERLAND	594 695	320 332	181 666	IMPORTS	976 284	466 270	265 434
AUSTRIA	411 061	187 409	106 278	FRANCE	102 646	54 098	30 733
ANDORRA		272	153	BELGIUM LUX	330 372	105 793	60 265
MALTA		141	83	NETHERLANDS	122 900	72 442	41 398
YUGOSLAVIA	4 209	3 334	1 915	ITALY	45 643	34 341	19 452
TURKEY	53 781	29 424	17 123	UNTD KINGDOM	74 559	40 818	23 218
SOVIET UNION	21 127	16 808	9 862	IRELAND		896	558
POLAND	6 314	7 230	4 081	DENMARK	16 509	8 791	4 946
CZECHOSLOVA	6 297	6 539	3 769	GREECE		251	143
HUNGARY	5 345	5 361	3 063	PORTUGAL		582	408
BULGARIA	2 256	2 881	1 625	SPAIN	3 688	3 341	1 912
MOROCCO		444	245	NORWAY	2 368	2 392	1 344
ALGERIA	3 278	3 356	1 931	SWEDEN	20 547	13 954	7 892
TUNISIA	1 930	976	571	FINLAND		687	548
LIBYA	25 975	17 243	10 069	SWITZERLAND	58 270	41 372	23 650
EGYPT	7 010	3 860	2 240	AUSTRIA	98 546	53 131	30 354
SUDAN	1 005	676	376	YUGOSLAVIA	20 839	6 216	3 555
MAURITANIA		73	40	TURKEY		232	146
MALI	2 506	241	142	SOVIET UNION	2 741	503	287
BURKINA FASO		90	52	POLAND	12 704	2 986	1 696
CAPE VERDE	367	98	54	CZECHOSLOVA	30 300	5 254	2 945
SENEGAL	160	308	184	HUNGARY	16 395	6 074	3 424
GUINEA	576	451	265	ROMANIA	1 664	254	144
SIERRA LEONE	2 590	1 100	593	USA	5 946	8 840	5 029
LIBERIA	206	61	34	CANADA		85	158
IVORY COAST	1 216	346	204	BRAZIL		338	58
GHANA	1 909	909	520	ISRAEL		81	231
NIGERIA	8 103	4 258	2 404	INDIA		78	90
CAMEROON	802	166	93	CHINA	1 089	71	43
CENT AFR REP	6 537	3 223	1 822	JAPAN		369	1 069
GABON	755	1 388	762	TAIWAN		555	594
CONGO	129	93	54	HONG KONG	2 242	1 203	657
RWANDA	280	368	198	EXPORTS	2 108 148	1 145 967	652 311
ETHIOPIA	102	123	69	FRANCE	227 448	136 669	77 977
SOMALIA	1 828	1 009	590	BELGIUM LUX	271 933	118 234	67 422
KENYA	412	418	229	NETHERLANDS	670 537	263 324	150 181
UGANDA	322	88	48	ITALY	51 678	43 455	24 643
TANZANIA	542	229	130	UNTD KINGDOM	136 040	92 764	52 689
MADAGASCAR	304	259	140	IRELAND	15 851	15 796	9 034
REUNION	274	117	64	DENMARK	78 934	43 141	24 507
MAURITIUS	811	413	241	GREECE	13 402	7 141	4 055
ZAMBIA	106	117	64	PORTUGAL	3 089	2 213	1 282
REP S AFRICA	11 170	23 553	13 802	SPAIN	49 326	31 279	17 863
USA	54 959	31 780	18 026	CANARY IS	5 409	3 509	1 952
CANADA	28 487	10 553	5 958	ICELAND	9 400	4 845	2 637
MEXICO	6 538	5 215	3 069	NORWAY	10 403	8 957	5 119
BERMUDA	275	371	211	SWEDEN	38 480	26 695	15 213
HAITI	366	267	159	FINLAND	12 558	8 667	4 927
MARTINIQUE	1 210	278	158	SWITZERLAND	121 029	80 187	45 651
NETH ANTILL	567	95	56	AUSTRIA	219 492	111 438	63 278
COLOMBIA	70	330	177	MALTA		399	357
VENEZUELA	1 145	1 195	686	YUGOSLAVIA	11 533	5 444	3 080
GUYANA	64	91	49	TURKEY	2 312	1 877	1 068
FRENCH GUIAN	531	332	192	SOVIET UNION	14 063	8 034	4 572
ECUADOR	264	81	46	POLAND	9 282	3 663	2 048
PERU	128	274	156	CZECHOSLOVA	3 329	2 903	1 674
BRAZIL	165	74	41	HUNGARY	4 357	2 740	1 566
CHILE	9 970	4 240	2 391	ROMANIA		547	204
BOLIVIA	112	100	57	BULGARIA		1 146	650
CYPRUS	727	531	303	ALBANIA		277	68
LEBANON	96	102	55	MOROCCO		1 927	901
SYRIA	4 790	1 529	873	ALGERIA		1 612	1 780
IRAQ	104 216	25 662	14 541	TUNISIA		1 213	907
IRAN	23 420	13 344	7 572	LIBYA		32 983	16 971
ISRAEL	6 514	4 103	2 334	EGYPT		2 982	2 586
JORDAN	2 977	942	534	SUDAN		232	256
SAUDI ARABIA	31 331	19 526	11 077	NIGER		39	67
KUWAIT	14 782	7 982	4 590	SENEGAL		768	440
BAHRAIN	15 365	4 242	2 365	LIBERIA		178	123
QATAR	1 248	995	557	IVORY COAST		68	79
ARAB EMIRAT	17 312	8 783	4 943	GHANA		1 602	596
OMAN	2 609	1 489	830	NIGERIA		1 124	1 158
NORTH YEMEN	110	54	31	CAMEROON		258	248
PAKISTAN	6 404	2 519	1 462	RWANDA		26	104
INDIA	4 582	5 468	3 205	BURUNDI		106	139
MALDIVES		245	144	ANGOLA		1 024	1 055
SRI LANKA	16 952	9 230	5 190	ETHIOPIA		168	196
NEPAL	4 382	4 675	2 575				
BURMA	1 377	956	514				
THAILAND	6 545	3 072	1 696				
VIETNAM	130	247	141				

6 IMPORTS AND EXPORTS (SPECIAL TRADE) BY GROUPS OF THE SITC-REV. III AND BY COUNTRIES OF PRODUCTION AND CONSUMPTION 1988

GROUP COUNTRY	DT = 100 KG	1 000 DM	1 000 \$	GROUP COUNTRY	DT = 100 KG	1 000 DM	1 000 \$
SOMALIA	114	100	56	JAPAN	3 154	2 838	1 602
KENYA	290	198	115	TAIWAN	1 125	580	323
TANZANIA	670	297	173	NEW ZEALAND	49	69	40
SEYCHELLES	60	116	70	EXPORTS	3 576 400	840 443	478 185
MOZAMBIQUE	755	268	145	FRANCE	657 967	113 873	64 992
MADAGASCAR	752	95	52	BELGIUM LUX	595 982	72 352	41 135
MAURITIUS	207	475	270	NETHERLANDS	642 097	110 723	62 970
ZAMBIA	369	509	303	ITALY	75 924	37 863	21 623
ZIMBABWE	62	64	35	UNTD KINGDOM	282 157	97 039	55 359
REP S AFRICA	7 326	2 936	1 628	IRELAND	7 221	3 201	1 837
USA	14 795	29 497	16 831	DENMARK	170 084	25 323	14 428
CANADA	3 707	3 847	2 216	GREECE	17 844	9 505	5 481
MEXICO	1 652	2 779	1 524	PORTUGAL	8 780	5 765	3 262
GUATEMALA	346	632	360	SPAIN	37 557	19 872	11 311
EL SALVADOR	58	118	65	CANARY IS	444	124	70
COSTA RICA	215	106	60	ICELAND	3 093	898	509
CUBA	16	148	86	FAROE IS	525	60	35
JAMAICA	723	1 322	719	NORWAY	69 189	10 674	6 118
TRINIDAD TOB	61	77	44	SWEDEN	217 624	33 029	18 739
COLOMBIA	76	95	54	FINLAND	19 533	12 433	7 038
VENEZUELA	214	429	241	SWITZERLAND	130 776	29 434	16 732
ECUADOR	315	429	252	AUSTRIA	272 984	51 161	29 018
PERU	252	289	167	MALTA	127	111	61
BRAZIL	691	275	158	YUGOSLAVIA	1 604	2 920	1 656
CHILE	1 723	2 374	1 314	TURKEY	1 725	2 687	1 543
BOLIVIA	45	170	97	SOVIET UNION	16 886	9 237	5 221
ARGENTINA	435	1 028	587	POLAND	16 529	9 011	5 039
CYPRUS	215	271	148	CZECHOSLOVA	2 080	2 028	1 166
LEBANON	244	136	74	HUNGARY	1 550	2 049	1 160
SYRIA	1 898	2 534	1 461	ROMANIA	563	1 015	572
IRAQ	1 950	4 000	2 228	BULGARIA	12 190	5 624	3 226
IRAN	2 924	6 806	3 842	MOROCCO	1 136	570	326
ISRAEL	3 164	3 359	1 953	ALGERIA	1 567	1 254	715
JORDAN	3 691	1 427	809	TUNISIA	37	115	64
SAUDI ARABIA	891	1 274	731	LIBYA	26 239	4 253	2 426
KUWAIT	4 459	1 038	601	EGYPT	5 562	2 116	1 203
BAHRAIN	184	270	152	SUDAN	1 242	539	311
ARAB EMIRAT	1 057	1 128	647	GUINEA	258	62	36
OMAN	890	543	314	SIERRA LEONE	163	85	48
NORTH YEMEN	240	378	218	LIBERIA	2 162	910	517
SOUTH YEMEN	270	74	45	IVORY COAST	274	110	62
AFGHANISTAN	77	58	32	GHANA	1 280	392	226
PAKISTAN	4 045	1 902	1 081	NIGERIA	13 572	2 572	1 473
INDIA	364	1 207	674	GABON	195	105	60
BANGLADESH	72	156	88	ZAIRE	4 442	535	314
SRI LANKA	111	222	123	RWANDA	483	209	116
BURMA	147	130	74	ANGOLA	193	126	75
THAILAND	2 142	2 995	1 658	ETHIOPIA	1 364	596	332
LAOS	32	52	31	SOMALIA	694	162	93
INDONESIA	638	1 323	765	KENYA	578	260	149
MALAYSIA	495	631	361	TANZANIA	1 944	576	335
SINGAPORE	666	453	249	REUNION	640	224	126
PHILIPPINES	43	62	35	ZAMBIA	6 216	803	478
CHINA	2 828	2 111	1 182	ZIMBABWE	16 44	96	56
SOUTH KOREA	1 320	2 779	1 555	REP S AFRICA	418	66	40
JAPAN	1 123	1 973	1 114	LESOTHO	16 454	10 314	5 876
TAIWAN	200	262	150	USA	117 259	79 151	44 829
HONG KONG	693	849	487	CANADA	49 120	24 220	13 771
AUSTRALIA	4 986	4 003	2 219	MEXICO	845	1 573	890
NEW ZEALAND	685	545	293	GUATEMALA	466	278	154
NEW CALEDON	140	138	78	COSTA RICA	121	67	38
693 WIRE PRODUCTS EXCL.ELECT				PANAMA	137	63	36
IMPORTS	1 946 150	376 910	214 819	CUBA	18	67	39
FRANCE	319 433	59 356	33 889	DDMINIC REP	57	61	35
BELGIUM LUX	455 720	139 851	79 982	JAMAICA	790	223	130
NETHERLANDS	576 487	46 512	26 340	TRINIDAD TOB	136	135	78
ITALY	345 598	48 963	27 830	NETH ANTILL	911	588	330
UNTD KINGDOM	18 919	11 149	6 379	COLOMBIA	172	212	122
IRELAND	3 809	3 214	1 829	VENEZUELA	1 270	1 002	566
DENMARK	2 088	1 153	663	SURINAME	486	128	73
GREECE	874	188	101	ECUADOR	799	318	183
PORTUGAL	163	300	171	PERU	496	259	147
SPAIN	21 616	4 872	2 783	BRAZIL	5 818	2 319	1 341
NORWAY	345	390	217	CHILE	1 659	1 374	788
SWEDEN	3 140	1 250	699	BOLIVIA	113	56	32
FINLAND	160	145	83	URUGUAY	774	302	172
SWITZERLAND	4 478	6 069	3 478	ARGENTINA	486	550	311
AUSTRIA	44 168	15 027	8 557	CYPRUS	435	186	106
YUGOSLAVIA	13 276	2 399	1 374	SYRIA	39	133	74
TURKEY	515	125	71	IRAQ	2 906	1 266	715
POLAND	35 080	5 101	2 899	IRAN	1 197	1 100	637
CZECHOSLOVA	16 590	1 822	1 047	ISRAEL	1 044	1 350	770
HUNGARY	517	76	40	JORDAN	63	162	92
ROMANIA	5 461	999	561	SAUDI ARABIA	3 098	1 299	722
ZIMBABWE	2 624	172	94	KUWAIT	1 122	1 939	1 114
REP S AFRICA	1 024	260	144	ARAB EMIRAT	4 185	1 258	704
USA	3 362	6 639	3 747	OMAN	140	69	40
PAKISTAN	3 175	495	270	NORTH YEMEN	425	139	76
INDIA	349	57	31	PAKISTAN	245	380	215
THAILAND	1 916	399	222	INDIA	1 194	2 000	1 124
SINGAPORE	91	97	55	BANGLADESH	1 224	591	336
CHINA	27 344	5 664	3 224	SRI LANKA	99	197	112
NORTH KOREA	63	64	34	NEPAL	36	68	39
SOUTH KOREA	33 117	10 489	5 960	BURMA	192	71	41
				THAILAND	500	799	455

6 IMPORTS AND EXPORTS (SPECIAL TRADE) BY GROUPS OF THE SITC-REV. III AND BY COUNTRIES OF PRODUCTION AND CONSUMPTION 1988

GROUP COUNTRY	DT = 100 KG	1 000 DM	1 000 \$	GROUP COUNTRY	DT = 100 KG	1 000 DM	1 000 \$
INDONESIA	1 650	1 286	734	CENT AFR REP	200	214	123
MALAYSIA	3 476	2 843	1 617	ZAIRE	151	167	95
SINGAPORE	1 611	1 398	779	RWANDA	41	94	52
PHILIPPINES	256	443	250	BURUNDI	146	68	37
CHINA	7 320	2 449	1 393	ANGOLA	359	211	123
SOUTH KOREA	697	2 750	1 561	ETHIOPIA	191	232	125
JAPAN	437	1 561	880	KENYA	45	92	56
TAIWAN	830	1 182	678	TANZANIA	354	177	97
HONG KONG	5 767	2 215	1 250	ZAMBIA	68	54	31
AUSTRALIA	1 340	2 000	1 120	REP S AFRICA	17 848	16 955	9 614
NEW ZEALAND	763	396	223	USA	74 086	79 645	45 283
<b>694 NAILS, SCREWS, NUTS, ETC.</b>				CANADA	6 667	5 098	2 888
IMPORTS	2 191 636	956 451	544 108	MEXICO	20 351	14 789	8 475
FRANCE	152 422	78 060	44 528	GUATEMALA	84	128	69
BELGIUM LUX	130 167	31 777	18 149	HONDURAS	216	139	78
NETHERLANDS	117 705	40 534	23 029	EL SALVADOR	452	311	172
ITALY	602 809	247 633	141 173	COSTA RICA	428	324	186
UNTD KINGDOM	43 279	50 581	28 789	CUBA	70	73	43
IRELAND	11 835	11 750	6 696	HAITI	270	248	147
DENMARK	40 285	15 562	8 873	DOMINIC REP	395	158	92
GREECE	67	48	30	JAMAICA	504	202	116
PORTUGAL	791	538	311	TRINIDAD TOB	82	79	43
SPAIN	81 415	28 918	16 480	NETH ANTILL	230	122	69
NORWAY	2 042	1 389	794	COLOMBIA	164	278	154
SWEDEN	31 371	27 613	15 762	VENEZUELA	1 218	1 472	839
FINLAND	312	286	158	SURINAME	64	56	32
SWITZERLAND	84 617	140 682	80 014	ECUADOR	342	240	135
AUSTRIA	70 417	31 291	17 805	PERU	451	493	276
YUGOSLAVIA	56 403	8 529	4 860	BRAZIL	1 679	3 192	1 800
TURKEY	4 002	922	523	CHILE	897	719	397
SOVIET UNION	750	140	83	URUGUAY	98	158	85
POLAND	138 094	13 193	7 525	ARGENTINA	215	475	260
CZECHOSLOVA	50 901	4 548	2 597	CYPRUS	433	302	164
HUNGARY	39 787	3 961	2 245	LEBANON	634	457	260
ROMANIA	39 203	4 908	2 765	SYRIA	1 454	814	463
BULGARIA	7 991	829	467	IRAQ	4 227	6 018	3 372
REP S AFRICA	23 147	4 096	2 422	IRAN	1 964	2 249	1 276
USA	18 787	59 238	33 545	ISRAEL	3 436	3 436	1 939
CANADA	1 139	1 668	918	JORDAN	555	421	235
BRAZIL	5 277	1 900	1 074	SAUDI ARABIA	5 236	4 815	2 730
ISRAEL	1 235	1 313	747	KUWAIT	1 199	1 204	669
INDIA	2 508	1 145	643	BAHRAIN	542	383	211
SRI LANKA	11 124	5 808	3 289	QATAR	29	161	93
THAILAND	1 946	310	176	ARAB EMIRAT	985	1 208	661
MALAYSIA	8 224	1 797	1 030	OMAN	226	192	106
SINGAPORE	27 468	12 311	6 968	NORTH YEMEN	163	106	61
CHINA	202 441	28 568	16 147	AFGHANISTAN	813	354	200
SOUTH KOREA	10 461	3 627	2 057	PAKISTAN	289	847	469
JAPAN	46 789	42 058	23 793	INDIA	932	3 168	1 796
TAIWAN	119 255	44 535	25 161	BANGLADESH	682	243	143
HONG KONG	4 747	4 019	2 284	SRI LANKA	147	173	96
UNID COUNTR	95	110	58	NEPAL	46	67	41
EXPORTS	1 964 775	1 577 631	897 653	BURMA	17	157	92
FRANCE	283 841	223 825	127 714	THAILAND	391	1 189	654
BELGIUM LUX	184 193	131 267	74 808	INDONESIA	571	662	373
NETHERLANDS	309 481	210 816	119 943	MALAYSIA	1 024	1 805	1 013
ITALY	89 045	84 415	48 078	SINGAPORE	2 808	6 911	3 903
UNTD KINGDOM	150 764	131 828	74 981	PHILIPPINES	73	160	91
IRELAND	14 978	10 213	5 797	CHINA	817	1 121	615
DENMARK	80 544	55 280	31 465	SOUTH KOREA	848	2 924	1 645
GREECE	6 296	7 054	3 977	JAPAN	2 106	4 433	2 500
PORTUGAL	7 373	6 529	3 704	TAIWAN	336	1 427	806
SPAIN	58 807	53 468	30 508	HONG KONG	889	1 705	970
CANARY IS	134	226	124	AUSTRALIA	6 034	6 524	3 682
ICELAND	2 508	2 151	1 207	NEW ZEALAND	481	528	293
NORWAY	27 231	20 505	11 712	FR POLYNESIA	61	87	47
SWEDEN	129 548	108 005	61 542	<b>695 TOOLS</b>			
FINLAND	56 358	37 893	21 548	IMPORTS	790 267	1 887 448	1 075 321
SWITZERLAND	171 309	142 451	81 047	FRANCE	39 731	152 667	87 135
AUSTRIA	178 907	126 297	71 803	BELGIUM LUX	10 212	75 914	43 202
MALTA	820	1 442	820	NETHERLANDS	121 801	150 264	85 669
YUGOSLAVIA	5 048	8 423	4 837	ITALY	55 021	198 840	113 640
TURKEY	3 046	3 606	2 060	UNTD KINGDOM	23 749	102 347	58 346
SOVIET UNION	542	898	502	IRELAND	8 436	32 920	18 878
POLAND	3 204	3 310	1 870	DENMARK	7 533	20 446	11 655
CZECHOSLOVA	1 694	2 008	1 137	GREECE	108	879	499
HUNGARY	8 232	6 429	3 639	PORTUGAL	1 709	7 066	4 042
ROMANIA	253	368	208	SPAIN	20 306	48 779	27 764
BULGARIA	3 037	1 978	1 117	NORWAY	1 502	3 772	2 150
MOROCCO	670	629	353	SWEDEN	17 619	175 791	100 159
ALGERIA	3 170	4 460	2 481	FINLAND	1 947	3 883	2 194
TUNISIA	553	720	396	SWITZERLAND	31 611	248 907	141 984
LIBYA	1 479	987	552	AUSTRIA	34 107	132 365	75 316
EGYPT	6 297	3 880	2 190	MALTA	147	2 604	1 476
SUDAN	113	103	54	YUGOSLAVIA	14 033	29 413	16 795
SENEGAL	56	53	30	TURKEY	1 162	2 048	1 183
LIBERIA	773	340	193	SOVIET UNION	5 267	3 961	2 241
IVORY COAST	173	91	50	POLAND	12 346	8 156	4 629
GHANA	1 851	342	194	CZECHOSLOVA	3 725	4 019	2 253
BENIN	41	50	30	HUNGARY	4 426	6 229	3 538
NIGERIA	2 109	1 254	710	ROMANIA	3 101	1 792	1 025
CAMEROON	612	144	79	ALGERIA	225	503	287
				TUNISIA	629	598	341
				EGYPT	38	109	63

6 IMPORTS AND EXPORTS (SPECIAL TRADE) BY GROUPS OF THE SITC-REV. III AND BY COUNTRIES OF PRODUCTION AND CONSUMPTION 1988

GROUP COUNTRY	DT = 100 KG	1 000 DM	1 000 \$	GROUP COUNTRY	DT = 100 KG	1 000 DM	1 000 \$
REP S AFRICA	255	2 058	1 168	REUNION	154	330	182
USA	16 031	107 807	61 272	MAURITIUS	383	877	491
CANADA	3 697	11 702	6 675	ZAMBIA	290	1 746	1 009
MEXICO	72	496	283	ZIMBABWE	279	1 341	754
EL SALVADOR	315	481	272	MALAWI	139	312	172
BARBADOS	172	214	121	REP S AFRICA	10 624	37 728	21 327
VENEZUELA	29	206	118	BOTSWANA	18	65	34
BRAZIL	3 574	1 806	1 005	USA	51 154	229 843	130 890
ARGENTINA	12	133	75	CANADA	15 445	53 077	30 143
IRAQ	3	255	154	MEXICO	2 441	10 927	6 229
ISRAEL	1 085	20 660	11 754	GUATEMALA	1 784	2 124	1 200
QATAR	124	143	82	BELIZE	19	61	33
ARAB EMIRAT	22	77	45	HONDURAS	306	501	285
PAKISTAN	125	332	193	EL SALVADOR	1 192	1 557	887
INDIA	18 136	15 057	8 571	NICARAGUA	188	310	173
THAILAND	193	107	65	COSTA RICA	687	1 608	895
INDONESIA	46	95	55	PANAMA	210	440	252
MALAYSIA	104	266	154	CUBA	172	535	333
SINGAPORE	568	2 350	1 343	HAITI	301	378	218
CHINA	144 600	40 721	23 191	DOMINIC REP	688	1 032	600
SOUTH KOREA	8 859	7 953	4 534	GUADELOUPE	123	207	115
JAPAN	22 273	148 330	84 314	MARTINIQUE	64	189	110
TAIWAN	137 373	99 056	56 143	JAMAICA	237	388	228
HONG KONG	11 449	11 615	6 558	BARBADOS	93	210	117
AUSTRALIA	258	640	359	TRINIDAD TOB	94	394	224
NEW ZEALAND	56	133	77	ARUBA	35	75	37
UNID COUNTR	42	93	53	NETH ANTILL	230	485	278
EXPORTS	985 849	3 627 727	2 065 365	COLOMBIA	2 714	5 409	3 072
FRANCE	115 396	421 189	240 195	VENEZUELA	3 984	10 252	5 850
BELGIUM LUX	61 768	180 316	102 690	GUYANA	158	379	220
NETHERLANDS	128 907	359 778	205 040	SURINAME	23	116	68
ITALY	68 362	298 172	170 476	FRENCH GUIAN	62	138	79
UNTD KINGDOM	58 109	233 505	132 959	ECUADOR	914	2 393	1 365
IRELAND	7 742	16 616	9 437	PERU	1 998	4 066	2 321
DENMARK	30 245	98 831	56 297	BRAZIL	6 265	29 005	16 821
GREECE	8 232	20 656	11 737	CHILE	2 271	7 459	4 197
PORTUGAL	13 763	31 039	17 640	BOLIVIA	456	975	550
SPAIN	44 659	97 658	55 684	PARAGUAY	334	896	513
CANARY IS	1 234	2 713	1 516	URUGUAY	351	973	553
CEUTA MEL	31	110	63	ARGENTINA	748	3 847	2 171
ICELAND	962	2 802	1 566	CYPRUS	686	1 629	917
FAROE IS	6	55	33	LEBANON	354	850	474
NORWAY	11 730	46 928	26 741	SYRIA	1 236	2 749	1 548
SWEDEN	33 194	137 218	78 146	IRAQ	3 585	67 014	37 893
FINLAND	15 559	59 068	33 637	IRAN	5 717	50 983	29 156
SWITZERLAND	74 885	301 857	172 090	ISRAEL	7 735	23 857	13 614
AUSTRIA	63 594	229 148	130 416	JORDAN	1 330	2 314	1 306
ANDORRA	46	226	123	SAUDI ARABIA	7 121	17 793	10 008
MALTA	832	4 349	2 464	KUWAIT	1 389	3 973	2 235
YUGOSLAVIA	7 032	33 384	19 012	BAHRAIN	387	1 047	601
TURKEY	5 754	21 789	12 359	QATAR	324	866	477
SOVIET UNION	4 069	29 799	17 026	ARAB EMIRAT	3 131	9 168	5 168
POLAND	2 618	18 234	10 353	OMAN	217	807	452
CZECHOSLOVA	2 314	26 660	15 108	NORTH YEMEN	62	419	231
HUNGARY	5 051	28 227	16 005	SOUTH YEMEN	11	95	52
ROMANIA	377	2 609	1 461	AFGHANISTAN	627	675	371
BULGARIA	1 971	12 139	6 882	PAKISTAN	876	6 760	3 825
ALBANIA	83	168	98	INDIA	1 956	11 298	6 437
MOROCCO	747	1 724	988	BANGLADESH	365	661	373
ALGERIA	2 475	10 020	5 662	MALDIVES	2	61	33
TUNISIA	918	2 054	1 158	SRI LANKA	1 205	1 733	971
LIBYA	3 735	7 804	4 474	NEPAL	67	288	158
EGYPT	3 969	11 275	6 367	BURMA	259	442	248
SUDAN	582	952	534	THAILAND	2 986	8 360	4 717
MAURITANIA	29	76	44	VIETNAM	29	64	36
MALI	40	144	76	INDONESIA	3 469	9 042	5 097
BURKINA FASO	105	231	126	MALAYSIA	1 174	4 159	2 333
CAPE VERDE	59	170	95	BRUNEI	4	60	35
SENEGAL	67	233	129	SINGAPORE	5 952	32 823	18 575
GAMBIA	62	191	103	PHILIPPINES	1 976	3 931	2 231
GUIN BISSAU	59	114	63	MONGOLIA	13	102	59
GUINEA	132	511	290	CHINA	2 239	9 399	5 249
SIERRA LEONE	101	211	115	NORTH KOREA	95	599	340
LIBERIA	424	994	557	SOUTH KOREA	3 679	20 853	11 800
IVORY COAST	124	338	191	JAPAN	8 792	64 726	36 723
GHANA	638	1 669	948	TAIWAN	3 213	16 272	9 227
TOGO	98	363	207	HONG KONG	4 084	21 930	12 409
BENIN	72	285	161	AUSTRALIA	9 159	35 733	20 271
NIGERIA	2 562	6 356	3 618	PAPUA NEW G	206	628	355
CAMEROON	161	351	198	NEW ZEALAND	1 138	3 958	2 211
CENT AFR REP	51	157	92	NEW CALEDON	132	271	147
GABON	415	1 127	636	FIJI	336	329	184
CONGO	69	171	97	FR POLYNESIA	99	275	153
ZAIRE	699	1 832	1 055	696 CUTLERY			
RWANDA	269	302	175	IMPORTS	164 837	391 957	222 840
BURUNDI	45	135	75	FRANCE	5 051	22 302	12 683
ANGOLA	1 002	4 259	2 401	BELGIUM LUX	1 029	3 713	2 087
ETHIOPIA	515	1 165	661	NETHERLANDS	2 900	12 857	7 318
SOMALIA	181	148	85	ITALY	11 565	38 460	21 956
KENYA	497	1 405	778	UNTD KINGDOM	6 875	20 025	11 425
UGANDA	141	425	251	IRELAND	216	372	213
TANZANIA	720	1 782	1 010	DENMARK	326	1 574	889
SEYHELLES	28	101	59	PORTUGAL	551	1 313	748
MOZAMBIQUE	122	897	489	SPAIN	2 255	8 439	4 813
MADAGASCAR	183	293	165				

6 IMPORTS AND EXPORTS (SPECIAL TRADE) BY GROUPS OF THE SITC-REV. III AND BY COUNTRIES OF PRODUCTION AND CONSUMPTION 1988

GROUP COUNTRY	DT = 100 KG	1 000 DM	1 000 \$	GROUP COUNTRY	DT = 100 KG	1 000 DM	1 000 \$
NORWAY	109	584	338	JORDAN		623	347
SWEDEN	140	516	294	SAUDI ARABIA	2 314	10 752	6 083
FINLAND	194	1 807	1 035	KUWAIT	459	2 750	1 550
SWITZERLAND	3 624	38 816	22 086	BAHRAIN	122	668	377
AUSTRIA	402	1 650	930	QATAR	95	616	351
TURKEY	108	138	78	ARAB EMIRAT	1 308	4 661	2 620
POLAND	24	120	72	OMAN	119	771	437
CZECHOSLOVA	102	352	198	NORTH YEMEN	28	212	117
HUNGARY	25	81	42	SOUTH YEMEN	23	164	91
BULGARIA	28	77	44	PAKISTAN	92	340	193
USA	3 985	20 658	11 754	SRI LANKA	11	106	59
MEXICO	23	69	39	THAILAND	108	955	538
BRAZIL	1 936	3 824	2 163	INDONESIA	78	490	271
LEBANON	89	439	248	MALAYSIA	104	534	303
ISRAEL	54	195	108	SINGAPORE	227	2 044	1 145
PAKISTAN	529	1 343	765	PHILIPPINES	39	250	140
INDIA	44	127	68	CHINA	10	99	54
THAILAND	82	191	111	SOUTH KOREA	226	2 129	1 210
SINGAPORE	3 345	15 977	9 088	JAPAN	1 791	17 361	9 821
PHILIPPINES	80	112	63	TAIWAN	156	1 522	869
CHINA	21 818	26 438	14 990	HONG KONG	519	5 095	2 865
SOUTH KOREA	48 806	69 750	39 723	AUSTRALIA	1 718	9 744	5 512
JAPAN	31 795	75 452	42 809	NEW ZEALAND	170	1 288	726
TAIWAN	9 519	14 176	7 991				
HONG KONG	7 047	9 582	5 433	697 HOUSEHOLD EQUIPMENT, NES			
MACAO	24	53	30	IMPORTS	1 017 621	884 822	503 338
AUSTRALIA	31	80	44	FRANCE	84 335	74 715	42 602
EXPORTS	135 435	691 837	392 871	BELGIUM LUX	37 474	39 024	22 200
FRANCE	19 699	89 700	51 158	NETHERLANDS	56 407	48 686	27 750
BELGIUM LUX	7 087	38 480	21 832	ITALY	269 987	260 265	148 525
NETHERLANDS	14 491	67 066	38 197	UNT D KINGDOM	10 932	17 163	9 799
ITALY	12 231	53 578	30 556	IRELAND	1 236	4 193	2 391
UNT D KINGDOM	14 286	66 112	37 590	DENMARK	32 550	32 757	18 549
IRELAND	254	1 112	631	GREECE	4 786	6 406	3 663
DENMARK	6 921	22 547	12 785	PORTUGAL	1 595	3 044	1 724
GREECE	2 177	8 990	5 086	SPAIN	10 761	18 142	10 299
PORTUGAL	342	2 220	1 268	ICELAND	88	184	108
SPAIN	5 822	26 405	15 044	NORWAY	5 273	3 599	2 041
CANARY IS	58	461	262	SWEDEN	39 012	27 703	15 821
CEUTA MEL	16	101	55	FINLAND	1 504	2 296	1 308
ICELAND	167	1 073	601	SWITZERLAND	31 446	49 694	28 288
NORWAY	1 280	8 142	4 619	AUSTRIA	49 048	32 143	18 332
SWEDEN	2 081	12 797	7 254	YUGOSLAVIA	40 669	17 608	10 078
FINLAND	1 281	6 591	3 779	TURKEY	9 931	11 718	6 632
SWITZERLAND	6 568	43 175	24 522	SOVIET UNION	2 314	532	301
AUSTRIA	7 079	36 264	20 593	POLAND	8 053	2 663	1 519
ANDORRA	108	1 082	609	CZECHOSLOVA	14 055	4 271	2 446
GIBRALTAR	17	132	75	HUNGARY	16 961	6 312	3 585
MALTA	164	803	449	ROMANIA	11 908	3 951	2 272
YUGOSLAVIA	582	3 881	2 207	EGYPT	107	141	82
TURKEY	799	3 087	1 748	REP S AFRICA	183	310	177
SOVIET UNION	19	259	144	USA	7 232	9 477	5 397
POLAND	507	1 992	1 099	CANADA	1 247	1 323	747
CZECHOSLOVA	502	2 866	1 655	MEXICO	285	376	216
HUNGARY	370	1 778	1 000	HAITI	249	671	380
BULGARIA	158	1 026	567	BRAZIL	124	241	131
MOROCCO	262	818	477	IRAN	11	70	38
TUNISIA	76	226	128	ISRAEL	27	142	83
EGYPT	233	1 372	777	ARAB EMIRAT	145	262	150
LIBERIA	79	165	90	AFGHANISTAN	29	56	33
GHANA	162	497	285	PAKISTAN	109	121	68
BENIN	121	273	155	INDIA	12 161	15 824	8 978
NIGERIA	198	410	234	NEPAL	82	270	149
ANGOLA	49	194	110	THAILAND	3 066	3 453	1 950
ETHIOPIA	14	88	47	MALAYSIA	64	271	152
UGANDA	9	68	38	SINGAPORE	607	1 224	697
MAURITIUS	19	67	36	PHILIPPINES	53	233	133
REP S AFRICA	2 263	10 531	5 907	CHINA	62 259	21 013	12 014
USA	11 381	80 889	45 815	SOUTH KOREA	58 775	69 354	39 165
CANADA	2 118	12 171	6 876	JAPAN	14 059	16 186	9 119
MEXICO	290	2 307	1 298	TAIWAN	83 332	45 107	25 529
BERMUDA	6	103	55	HONG KONG	32 660	31 195	17 542
GUATEMALA	113	309	172	EXPORTS	857 705	916 752	521 725
HONDURAS	18	101	54	FRANCE	150 591	135 466	77 354
EL SALVADOR	17	112	62	BELGIUM LUX	76 936	75 157	42 860
COSTA RICA	51	246	136	NETHERLANDS	121 334	96 622	55 130
HAITI	39	122	67	ITALY	40 994	81 977	46 855
JAMAICA	32	109	62	UNT D KINGDOM	60 597	63 396	30 314
NETH ANTILL	12	130	70	IRELAND	9 724	3 157	1 806
COLOMBIA	35	216	123	DENMARK	12 155	13 268	7 562
VENEZUELA	420	2 031	1 157	GREECE	8 234	15 455	8 860
ECUADOR	28	117	66	PORTUGAL	3 493	6 498	3 706
PERU	28	181	102	SPAIN	17 643	25 441	14 481
BRAZIL	90	705	400	CANARY IS	743	1 352	752
CHILE	131	684	375	ICELAND	1 990	2 037	1 154
BOLIVIA	14	63	31	NORWAY	8 724	9 527	5 420
PARAGUAY	18	170	96	SWEDEN	11 977	13 725	7 797
URUGUAY	9	58	30	FINLAND	7 554	10 759	6 108
ARGENTINA	50	406	232	SWITZERLAND	103 800	102 832	58 428
CYPRUS	708	2 507	1 430	AUSTRIA	138 289	129 891	73 819
LEBANON	313	1 299	717	ANDORRA	185	440	252
SYRIA	32	474	280	MALTA	660	699	402
IRAQ	8	53	31	YUGOSLAVIA	3 374	5 898	3 350
IRAN	296	1 897	1 117				
ISRAEL	624	3 637	2 059				

## 6 IMPORTS AND EXPORTS (SPECIAL TRADE) BY GROUPS OF THE SITC-REV. III AND BY COUNTRIES OF PRODUCTION AND CONSUMPTION 1988

GROUP COUNTRY	DT = 100 KG	1 000 DM	1 000 \$	GROUP COUNTRY	DT = 100 KG	1 000 DM	1 000 \$
TURKEY	4 151	5 997	3 385	TUNISIA	96	192	111
SOVIET UNION	117	325	179	ZAIRE	28	88	49
POLAND	489	442	242	MAURITIUS	257	579	326
CZECHOSLOVA	489	300	166	REP S AFRICA	28 468	4 629	2 624
HUNGARY	811	1 513	857	USA	77 398	185 912	105 625
ROMANIA	89	335	178	CANADA	3 978	6 530	3 689
BULGARIA	142	242	141	MEXICO	2 198	1 738	975
MOROCCO	1 111	642	367	BRAZIL	3 920	4 009	2 301
ALGERIA	4 588	5 597	3 211	ISRAEL	11 398	9 457	5 341
TUNISIA	1 136	626	351	PAKISTAN	41	51	30
LIBYA	150	419	234	INDIA	6 493	1 873	1 056
EGYPT	141	367	207	SRI LANKA	19	247	138
SUDAN	58	90	49	THAILAND	1 923	2 946	1 653
BURKINA FASO	87	80	46	INDONESIA	72	141	83
IVORY COAST	52	57	34	MALAYSIA	946	978	555
NIGERIA	634	176	107	SINGAPORE	11 352	17 582	9 979
CAMEROON	320	193	111	PHILIPPINES	5	86	51
CENT AFR REP	166	96	55	CHINA	78 699	18 622	10 505
CONGO	91	69	37	SOUTH KOREA	6 179	7 711	4 387
ZAIRE	55	58	33	JAPAN	38 916	72 687	41 424
ETHIOPIA	320	311	180	TAIWAN	62 581	53 546	30 267
KENYA	20	70	38	HONG KONG	9 979	10 794	6 096
TANZANIA	85	111	63	AUSTRALIA	3 678	1 977	1 126
REUNION	228	106	58	UNID COUNTR	139	156	83
REP S AFRICA	1 699	2 661	1 495	EXPORTS	7 529 268	6 798 375	3 872 671
USA	23 817	39 950	22 625	FRANCE	1 070 339	862 722	492 429
CANADA	2 892	4 997	2 474	BELGIUM LUX	771 309	563 057	320 939
MEXICO	105	219	125	NETHERLANDS	904 054	750 736	428 303
GUATEMALA	289	348	196	ITALY	405 736	418 997	239 461
EL SALVADOR	119	121	68	UNTD KINGDOM	619 830	664 336	378 285
COSTA RICA	69	97	58	IRELAND	40 130	30 634	17 463
GUADELOUPE	85	57	34	DENMARK	214 638	186 809	106 343
NETH ANTILL	278	209	119	GREECE	35 940	32 871	18 579
VENEZUELA	35	100	54	PORTUGAL	21 365	25 973	14 781
ECUADOR	15	105	58	SPAIN	159 700	166 544	94 918
PERU	41	71	41	CANARY IS	2 878	4 203	2 372
CHILE	181	289	157	CEUTA MEL	42	97	54
PARAGUAY	39	72	43	ICELAND	5 542	4 956	2 810
CYPRUS	1 058	1 420	809	FAROE IS	250	520	292
LEBANON	386	590	323	NORWAY	76 794	72 148	41 122
SYRIA	180	291	174	SWEDEN	373 065	383 421	218 770
IRAQ	92	386	231	FINLAND	96 652	92 151	52 489
IRAN	466	821	475	SWITZERLAND	479 249	501 767	285 593
ISRAEL	2 418	3 585	2 035	AUSTRIA	658 192	527 566	300 024
JORDAN	1 295	829	467	ANDORRA	69	121	64
SAUDI ARABIA	3 402	6 895	3 911	GIBRALTAR	548	142	79
KUWAIT	833	1 315	739	MALTA	3 368	5 723	3 250
BAHRAIN	122	438	239	YUGOSLAVIA	52 289	66 484	37 973
QATAR	342	624	353	TURKEY	14 280	19 880	11 354
ARAB EMIRAT	5 011	5 648	3 231	SOVIET UNION	132 945	31 125	17 973
OMAN	176	335	182	POLAND	21 718	15 901	8 943
NORTH YEMEN	163	161	88	CZECHOSLOVA	23 280	25 024	14 168
SOUTH YEMEN	152	129	70	HUNGARY	28 415	26 616	15 116
AFGHANISTAN	487	192	107	ROMANIA	7 298	8 049	4 600
PAKISTAN	118	251	146	BULGARIA	13 384	9 537	5 379
THAILAND	439	736	408	ALBANIA	45	189	107
INDONESIA	1 389	1 928	1 100	MOROCCO	3 501	3 351	1 885
MALAYSIA	424	1 399	805	ALGERIA	17 574	16 054	8 995
SINGAPORE	2 740	4 841	2 699	TUNISIA	6 492	7 935	4 473
PHILIPPINES	184	378	214	LIBYA	16 315	11 047	6 281
CHINA	90	217	116	EGYPT	19 819	15 630	8 841
SOUTH KOREA	2 193	5 939	3 379	SUDAN	1 989	1 097	628
JAPAN	6 355	10 730	6 031	MAURITANIA	9 977	896	507
TAIWAN	1 094	1 598	889	MALI	207	101	56
HONG KONG	1 999	3 935	2 222	BURKINA FASO	238	144	81
AUSTRALIA	4 647	8 622	4 873	NIGER	302	173	97
NEW ZEALAND	386	648	365	CAPE VERDE	80	85	48
FR POLYNESIA	126	280	163	SENEGAL	132	232	126
699 MANUFACTS.BASE METAL,NES				GAMBIA	134	111	60
IMPORTS	4 383 310	2 910 454	1 657 333	GUINEA	2 673	575	313
FRANCE	588 654	380 620	216 901	SIERRA LEONE	120	63	33
BELGIUM LUX	280 451	158 548	90 368	LIBERIA	11 397	1 628	922
NETHERLANDS	408 421	263 543	150 193	IVORY COAST	4 422	1 937	1 121
ITALY	666 042	461 849	263 322	GHANA	9 129	2 180	1 234
UNTD KINGDOM	209 128	164 323	93 667	TOGO	218	300	169
IRELAND	41 115	41 221	23 434	BENIN	296	252	140
DENMARK	180 474	85 098	48 268	NIGERIA	19 681	6 906	3 987
GREECE	3 604	2 296	1 307	CAMEROON	3 537	1 606	926
PORTUGAL	31 241	15 411	8 800	CENT AFR REP	264	147	81
SPAIN	83 941	45 332	25 850	GABON	149	252	140
NORWAY	25 122	16 343	9 416	CONGO	336	200	119
SWEDEN	106 815	100 072	56 999	ZAIRE	2 039	712	398
FINLAND	6 486	5 448	3 103	RWANDA	221	216	123
SWITZERLAND	201 831	261 115	148 709	BURUNDI	211	212	110
AUSTRIA	391 229	353 497	201 334	ANGOLA	2 145	793	445
MALTA	1 577	2 672	1 523	ETHIOPIA	2 149	2 162	1 224
YUGOSLAVIA	106 301	35 659	20 323	DJIBOUTI	81	54	32
TURKEY	33 183	16 923	9 649	SOMALIA	255	196	113
SOVIET UNION	9 778	1 561	872	KENYA	1 692	1 422	798
POLAND	257 237	34 567	19 684	UGANDA	62	110	64
CZECHOSLOVA	32 796	5 728	3 247	TANZANIA	5 164	1 824	1 060
HUNGARY	223 754	39 566	22 477	MOZAMBIQUE	290	226	121
ROMANIA	144 321	15 848	9 019	MADAGASCAR	950	444	253
BULGARIA	493	126	71	REUNION	382	484	271
				MAURITIUS	342	922	522





6 IMPORTS AND EXPORTS (SPECIAL TRADE) BY GROUPS OF THE SITC-REV. III AND BY COUNTRIES OF PRODUCTION AND CONSUMPTION 1988

GROUP COUNTRY	DT = 100 KG	1 000 DM	1 000 \$	GROUP COUNTRY	DT = 100 KG	1 000 DM	1 000 \$
MALTA	50	96	51	SINGAPORE	18	604	341
YUGOSLAVIA	1 994	3 290	1 877	CHINA	18	55	32
TURKEY	35 882	28 089	16 332	JAPAN	1 010	1 814	1 078
SOVIET UNION	97	781	448	EXPORTS	95 601	557 561	316 873
POLAND	1 924	3 682	2 095	FRANCE	5 132	18 016	10 040
CZECHOSLOVA	2 940	7 610	4 213	BELGIUM LUX	1 197	8 940	5 090
HUNGARY	239	709	394	NETHERLANDS	10 925	34 305	19 458
BULGARIA	8	66	39	ITALY	2 116	14 634	8 306
MOROCCO	139	325	186	UNTD KINGDOM	4 444	20 973	11 689
ALGERIA	434	984	567	IRELAND	4	63	35
TUNISIA	297	720	405	DENMARK	1 401	3 633	2 060
LIBYA	546	1 474	846	GREECE	92	1 788	1 055
EGYPT	7 563	13 396	7 672	PORTUGAL	639	5 976	3 418
SENEGAL	100	206	113	SPAIN	667	10 236	5 734
IVORY COAST	247	144	79	CANARY IS	36	9 946	2 247
GHANA	237	487	282	NORWAY	241	835	478
BENIN	47	95	55	SWEDEN	3 191	7 800	4 275
NIGERIA	416	1 740	983	FINLAND	6 600	27 528	15 828
CAMEROON	75	77	41	SWITZERLAND	6 115	23 211	13 277
ETHIOPIA	59	252	146	AUSTRIA	1 306	7 534	4 149
TANZANIA	197	551	322	GIBALTAR	23	60	34
MAURITIUS	357	360	213	YUGOSLAVIA	310	3 728	2 128
REP S AFRICA	6 745	22 181	13 065	TURKEY	141	3 854	2 223
BOTSWANA	31	114	66	SOVIET UNION	22	1 124	609
USA	8 762	9 206	5 372	POLAND	372	1 611	907
CANADA	1 793	3 930	2 097	HUNGARY	31	781	434
MEXICO	3 458	4 022	2 282	BULGARIA	136	390	227
PANAMA	27	119	71	MOROCCO	93	2 821	1 624
TRINIDAD TOB	110	375	228	ALGERIA	23	1 443	846
NETH ANTILL	15	148	85	TUNISIA	24	258	142
VENEZUELA	1 204	2 677	1 560	LIBYA	1 181	12 829	7 311
PERU	93	270	153	EGYPT	5 157	23 748	13 272
CHILE	89	225	122	NIGERIA	59	1 872	1 023
ARGENTINA	154	448	245	CAMEROON	32	133	78
CYPRUS	1 775	1 754	997	ZAIRE	1	65	38
LEBANON	25	155	91	SOMALIA	179	2 242	1 225
SYRIA	642	1 960	1 157	KENYA	30	286	161
IRAQ	947	1 596	881	UGANDA	5	312	167
IRAN	1 242	3 165	1 766	TANZANIA	7	124	68
ISRAEL	176	497	283	MAURITIUS	56	249	146
SAUDI ARABIA	1 178	2 179	1 216	ZIMBABWE	11	428	244
KUWAIT	10 465	3 760	2 226	REP S AFRICA	16 974	120 162	69 453
ARAB EMIRAT	5 190	8 906	5 274	USA	2 782	20 488	11 385
OMAN	246	347	187	CANADA	78	968	573
AFGHANISTAN	37	126	69	MEXICO	362	9 094	5 138
PAKISTAN	7 005	2 389	1 330	PANAMA	7	141	80
INDIA	7 308	12 587	7 316	MARTINIQUE	1	75	45
BANGLADESH	154	220	121	JAMAICA	2	81	48
SRI LANKA	268	1 045	580	BARBADOS	57	280	148
BURMA	402	510	288	TRINIDAD TOB	2	187	106
THAILAND	5 130	6 388	3 574	NETH ANTILL	48	362	217
INDONESIA	6 498	5 688	3 276	COLOMBIA	11	361	200
MALAYSIA	268	939	519	VENEZUELA	10	1 042	596
SINGAPORE	3 213	2 705	1 571	ECUADOR	2	100	57
PHILIPPINES	2 943	3 129	1 725	PERU	40	846	479
CHINA	4 781	6 870	3 861	BRAZIL	333	7 582	4 391
SOUTH KOREA	390	1 303	759	CHILE	689	2 832	1 541
JAPAN	643	1 051	581	ARGENTINA	100	2 872	1 649
TAIWAN	1 335	1 191	677	CYPRUS	3	56	31
HONG KONG	4 661	4 401	2 490	LEBANON	24	73	42
AUSTRALIA	160	434	248	SYRIA	6	91	53
PAPUA NEW G	41	73	44	IRAQ	26	946	538
712 STEAM TURBINES				IRAN	1 190	28 880	16 603
IMPORTS	32 482	115 233	65 654	ISRAEL	101	754	426
FRANCE	2 812	9 915	5 654	JORDAN	4	182	99
BELGIUM LUX	300	1 802	994	SAUDI ARABIA	20	1 083	623
NETHERLANDS	9 175	14 923	8 316	KUWAIT	6	259	147
ITALY	2 059	5 446	3 175	BAHRAIN	45	669	383
UNTD KINGDOM	834	6 739	3 954	QATAR	3	1 158	661
DENMARK	1 138	660	387	ARAB EMIRAT	120	5 968	3 492
GREECE	17	298	178	OMAN	18	147	79
PORTUGAL	387	1 488	856	PAKISTAN	2 274	13 621	7 739
SPAIN	101	1 835	1 015	INDIA	10 777	43 907	24 674
CANARY IS	40	2 240	1 335	BANGLADESH	5	296	172
NORWAY	43	146	83	THAILAND	87	542	314
SWEDEN	744	1 291	744	INDONESIA	487	7 052	3 992
FINLAND	1 183	3 046	1 704	MALAYSIA	459	2 592	1 438
SWITZERLAND	5 343	33 446	18 886	SINGAPORE	269	1 209	679
AUSTRIA	4 873	13 655	7 950	PHILIPPINES	48	1 825	1 089
YUGOSLAVIA	134	1 253	691	CHINA	3 256	13 592	7 550
TURKEY	37	880	530	SOUTH KOREA	2 676	14 779	8 351
SOVIET UNION	10	190	101	JAPAN	96	998	580
CZECHOSLOVA	349	320	189	TAIWAN	41	296	170
HUNGARY	3	141	81	AUSTRALIA	33	966	551
BULGARIA	23	100	60	713 INTRNL COMBUS PSTN ENGIN			
LIBYA	119	884	497	IMPORTS	2 604 967	4 596 883	2 620 434
EGYPT	381	2 015	1 148	FRANCE	332 544	574 208	326 877
REP S AFRICA	20	144	77	BELGIUM LUX	26 524	45 762	25 910
USA	1 154	8 264	4 668	NETHERLANDS	42 752	70 298	40 148
NETH ANTILL	18	300	179	ITALY	86 903	170 075	97 284
BRAZIL	2	60	32	UNTD KINGDOM	489 237	803 989	460 182
ISRAEL	44	505	272	IRELAND	838	6 033	3 456
BAHRAIN	2	157	84				
INDIA	30	551	325				

6 IMPORTS AND EXPORTS (SPECIAL TRADE) BY GROUPS OF THE SITC-REV. III AND BY COUNTRIES OF PRODUCTION AND CONSUMPTION 1988

GROUP COUNTRY	DT = 100 KG	1 000 DM	1 000 \$	GROUP COUNTRY	DT = 100 KG	1 000 DM	1 000 \$
DENMARK	9 306	16 008	8 981	CENT AFR REP	42	100	56
GREECE	112	288	167	EQUAT GUINEA	40	174	96
PORTUGAL	297	266	152	GABON	199	1 216	672
SPAIN	250 273	369 525	211 972	CONGO	99	145	83
NORWAY	2 950	7 591	4 343	ZAIRE	232	1 321	753
SWEDEN	15 841	30 343	17 273	RWANDA	119	410	235
FINLAND	6 997	14 456	8 066	BURUNDI	91	409	228
SWITZERLAND	34 908	47 165	26 943	ANGOLA	170	817	467
AUSTRIA	666 047	1 489 043	845 665	ETHIOPIA	477	2 414	1 397
MALTA	54	105	57	DJIBOUTI	58	237	134
YUGOSLAVIA	65 501	43 487	24 753	SOMALIA	220	506	289
TURKEY	1 834	7 316	4 162	KENYA	393	2 657	1 530
SOVIET UNION	1 210	1 203	701	UGANDA	128	833	471
POLAND	11 775	11 229	6 160	TANZANIA	228	1 606	891
CZECHOSLOVA	979	1 453	825	SEYCHELLES	6	67	37
HUNGARY	1 391	1 866	1 071	MOZAMBIQUE	402	1 882	1 046
ROMANIA	54	571	319	MADAGASCAR	348	2 264	1 288
EGYPT	582	2 322	1 259	REUNION	130	515	298
SENEGAL	393	117	70	MAURITIUS	244	366	208
GHANA	26	375	215	ZAMBIA	174	809	456
REP S AFRICA	1 355	3 785	2 149	ZIMBABWE	159	890	506
USA	107 313	232 065	132 599	MALAWI	555	262	143
CANADA	286	504	291	REP S AFRICA	136 237	384 924	220 041
MEXICO	172 615	197 789	112 909	USA	836 783	1 364 793	782 048
VENEZUELA	392	640	365	CANADA	13 675	46 500	26 277
BRAZIL	38 406	72 021	40 776	MEXICO	37 119	77 778	44 896
CHILE	10	107	59	GUATEMALA	124	586	332
BOLIVIA	210	1 887	1 071	HONDURAS	111	350	195
URUGUAY	68	171	91	EL SALVADOR	1 719	744	416
ARGENTINA	3 364	1 932	1 086	NICARAGUA	7	115	61
ISRAEL	99	556	297	COSTA RICA	100	438	249
SAUDI ARABIA	558	675	386	PANAMA	210	1 346	774
ARAB EMIRAT	119	565	337	CUBA	355	1 141	647
PAKISTAN	168	70	38	DOMINIC REP	106	377	207
INDIA	946	2 294	1 314	GUADELOUPE	103	506	284
SINGAPORE	737	3 220	1 832	ANTIGUA	25	117	65
CHINA	64	59	32	MARTINIQUE	20	133	80
NORTH KOREA	2	52	30	JAMAICA	26	190	109
SOUTH KOREA	92 295	71 595	41 836	BARBADOS	27	331	181
JAPAN	55 915	156 202	88 717	TRINIDAD TOB	279	1 647	940
TAIWAN	291	748	412	NETH ANTILL	336	2 016	1 118
HONG KONG	45	142	81	COLOMBIA	1 290	2 892	1 623
AUSTRALIA	79 582	134 147	76 392	VENEZUELA	15 372	30 157	17 232
EXPORTS	5 479 229	9 030 227	5 154 769	FRENCH GUIAN	19	104	59
FRANCE	388 066	699 948	399 943	ECUADOR	1 215	4 124	2 328
BELGIUM LUX	633 367	1 033 179	592 794	PERU	1 556	7 172	4 034
NETHERLANDS	177 694	244 791	139 281	BRAZIL	8 160	43 901	25 035
ITALY	87 919	379 748	216 010	CHILE	8 726	19 771	11 275
UNTD KINGDOM	1 213 580	849 090	483 435	BOLIVIA	527	2 800	1 535
IRELAND	890	3 397	1 943	PARAGUAY	1 077	958	555
DENMARK	36 832	92 663	52 534	URUGUAY	957	1 565	879
GREECE	56 849	49 591	28 239	ARGENTINA	1 559	9 062	5 059
PORTUGAL	7 379	29 575	16 799	CYPRUS	1 558	2 579	1 464
SPAIN	620 937	904 841	517 388	LEBANON	2 163	7 549	4 281
CANARY IS	1 035	7 435	4 239	SYRIA	4 124	3 300	1 897
CEUTA MEL	1 112	2 718	1 517	IRAQ	4 533	22 308	12 631
ICELAND	343	1 249	711	IRAN	48 648	102 141	58 610
NORWAY	10 749	58 018	33 002	ISRAEL	4 534	18 371	10 399
SWEDEN	175 442	379 365	216 342	JORDAN	2 544	6 353	3 607
FINLAND	20 675	56 901	32 495	SAUDI ARABIA	10 771	45 696	26 117
SWITZERLAND	48 106	137 478	78 211	KUWAIT	2 014	9 353	5 333
AUSTRIA	508 358	552 537	314 922	BAHRAIN	87	3 032	1 735
ANDORRA	63	157	92	QATAR	174	1 419	821
GIBRALTAR	160	803	476	ARAB EMIRAT	3 228	16 136	9 148
MALTA	808	6 581	3 710	OMAN	342	3 902	2 197
YUGOSLAVIA	59 938	227 556	132 233	NORTH YEMEN	82	190	106
TURKEY	28 274	55 609	31 870	SOUTH YEMEN	100	1 402	813
SOVIET UNION	13 962	78 810	43 195	AFGHANISTAN	1 078	212	117
POLAND	3 573	11 548	6 547	PAKISTAN	530	2 679	1 503
CZECHOSLOVA	5 990	18 063	10 174	INDIA	7 188	44 038	24 822
HUNGARY	4 540	15 251	8 677	BANGLADESH	188	1 794	1 033
ROMANIA	362	3 086	1 735	SRI LANKA	189	927	535
BULGARIA	2 293	7 440	4 260	BURMA	402	4 041	2 391
MOROCCO	2 994	9 380	5 289	THAILAND	2 890	17 538	9 969
ALGERIA	52 100	136 604	77 066	VIETNAM	32	105	62
TUNISIA	4 259	11 813	6 662	INDONESIA	4 505	13 089	7 293
LIBYA	5 190	30 087	17 070	MALAYSIA	2 150	6 179	3 513
EGYPT	21 011	39 557	22 578	SINGAPORE	19 083	155 799	88 215
SUDAN	1 033	1 288	745	PHILIPPINES	570	1 610	910
MAURITANIA	83	187	109	CHINA	12 146	41 677	23 527
MALI	278	894	500	NORTH KOREA	20	98	57
BURKINA FASO	56	87	51	SOUTH KOREA	23 972	129 909	73 839
NIGER	10	60	37	JAPAN	10 411	68 350	38 746
CAPE VERDE	37	365	211	TAIWAN	1 030	8 394	4 752
SENEGAL	463	1 218	697	HONG KONG	2 349	14 695	8 244
GAMBIA	110	236	130	AUSTRALIA	30 784	92 162	52 393
GUINEA	165	1 308	712	PAPUA NEW G	21	160	87
SIERRA LEONE	65	315	181	NEW ZEALAND	578	2 121	1 204
LIBERIA	482	1 715	971	AMER OCEANIA	6	69	39
IVORY COAST	293	1 539	877	NEW CALEDON	50	172	94
GHANA	801	2 341	1 347	WEST SAMOA	4	103	57
TOGO	65	333	187	FR POLYNESIA	45	310	179
BENIN	19	50	31				
NIGERIA	2 829	5 866	3 337	714 ENGINES, MOTORS NON-ELECT			
CAMEROON	111	558	318	IMPORTS	39 459	1 588 583	902 580

6 IMPORTS AND EXPORTS (SPECIAL TRADE) BY GROUPS OF THE SITC-PEV. III AND BY COUNTRIES OF PRODUCTION AND CONSUMPTION 1988

GROUP COUNTRY	DT = 100 KG	1 000 DM	1 000 \$	GROUP COUNTRY	DT = 100 KG	1 000 DM	1 000 \$
FRANCE	6 100	221 265	125 363	BOTSWANA	4	894	528
BELGIUM LUX	1 007	16 806	9 500	USA	11 063	587 103	335 028
NETHERLANDS	3 545	63 131	35 842	CANADA	27	7 413	4 157
ITALY	3 925	27 933	16 209	MEXICO	35	3 083	1 762
UNTD KINGDOM	4 528	201 145	114 415	TRINIDAD TOB	7	87	49
IRELAND	71	1 839	1 067	BRAZIL	2	146	85
DENMARK	2 093	4 458	2 555	BOLIVIA	24	339	181
GREECE	185	1 688	982	ARGENTINA	1	568	314
PORTUGAL	6	411	235	CYPRUS	4	107	60
SPAIN	44	1 178	651	LEBANON	2	225	128
NORWAY	120	4 730	2 675	SYRIA	66	806	463
SWEDEN	49	4 593	2 628	IRAQ	132	24 159	13 840
FINLAND	453	26 209	14 901	IRAN	2 456	20 538	11 736
SWITZERLAND	1 574	17 312	9 976	ISRAEL	41	8 197	4 613
AUSTRIA	1 395	16 329	9 079	JORDAN	15	2 188	1 257
MALTA		159	90	SAUDI ARABIA	222	25 839	14 791
YUGOSLAVIA	1	67	40	KUWAIT	58	12 427	7 133
SOVIET UNION	91	2 000	1 059	BAHRAIN	43	1 983	1 136
POLAND	133	80	44	QATAR	597	14 760	8 611
CZECHOSLOVA	1	385	213	ARAB EMIRAT	144	9 518	5 549
ROMANIA	27	500	303	NORTH YEMEN	14	1 711	989
MOROCCO	2	456	268	PAKISTAN	72	2 680	1 467
ALGERIA	75	757	409	INDIA	391	10 067	5 722
LIBYA	4	50	30	BANGLADESH	4	72	42
EGYPT	14	1 892	1 083	SRI LANKA	66	5 966	3 379
SUDAN	202	4 000	2 215	THAILAND	76	632	349
CONGO	3	98	53	INDONESIA	57	527	295
KENYA	245	2 815	1 606	MALAYSIA	584	95 886	54 167
REP S AFRICA	33	3 764	2 142	SINGAPORE	89	10 573	6 111
USA	9 277	802 637	455 641	PHILIPPINES	828	134 986	75 442
CANADA	101	11 698	6 732	CHINA	7 918	7 939	4 416
BRAZIL	398	4 907	2 798	SOUTH KOREA	38	5 245	3 027
BOLIVIA	26	515	284	JAPAN	217	8 830	4 896
CYPRUS	193	1 988	1 110	HONG KONG	5	120	69
IRAQ	312	3 500	1 984	AUSTRALIA	18	1 808	1 069
IRAN	491	8 070	4 625				
ISRAEL	91	2 664	1 467	716 ROTATING ELECTRIC PLANT			
JORDAN	6	823	487	IMPORTS	1 234 305	1 647 839	938 713
SAUDI ARABIA	215	3 756	2 167	FRANCE	251 837	269 028	153 157
BAHRAIN	10	1 188	679	BELGIUM LUX	22 060	77 402	44 006
QATAR	74	2 461	1 423	NETHERLANDS	26 557	60 687	34 776
PAKISTAN	47	1 510	821	ITALY	151 734	175 784	100 407
INDIA	83	1 667	987	UNTD KINGDOM	81 447	56 275	32 042
THAILAND	1	56	32	IRELAND	7 738	18 083	10 208
INDONESIA	4	178	95	DENMARK	80 250	66 795	38 183
MALAYSIA	312	34 117	19 445	GREECE	439	468	267
BRUNEI	20	500	285	PORTUGAL	97	204	117
SINGAPORE	55	4 172	2 323	SPAIN	67 256	81 079	46 303
PHILIPPINES	398	51 266	29 162	FAROE IS	106	76	41
SOUTH KOREA	8	1 163	675	NORWAY	1 362	4 213	2 414
JAPAN	1 298	11 454	6 524	SWEDEN	23 765	36 181	20 514
HONG KONG	25	3 128	1 788	FINLAND	10 758	14 339	8 087
AUSTRALIA	8	229	128	SWITZERLAND	97 939	221 144	126 079
NEW ZEALAND	61	8 728	5 195	AUSTRIA	147 351	142 570	81 174
EXPORTS	43 851	1 973 586	1 120 013	MALTA	1 546	318	182
FRANCE	4 607	353 491	200 045	YUGOSLAVIA	66 823	62 740	35 835
BELGIUM LUX	554	9 114	5 091	TURKEY	1 675	1 621	907
NETHERLANDS	1 121	67 093	37 728	SOVIET UNION	1 914	847	489
ITALY	659	29 301	16 581	POLAND	13 915	8 408	4 775
UNTD KINGDOM	3 216	307 469	174 342	CZECHOSLOVA	32 571	12 510	7 110
IRELAND	15	862	475	HUNGARY	37 056	31 593	17 832
DENMARK	129	14 087	7 972	BULGARIA	4 923	2 585	1 478
GREECE	53	11 728	6 613	TUNISIA	23	311	178
PORTUGAL	45	4 121	2 309	LIBYA	158	326	193
SPAIN	90	6 692	3 812	EGYPT	102	206	112
NORWAY	53	7 914	4 517	GUINEA	160	98	52
SWEDEN	139	17 325	9 926	NIGERIA	34	67	37
FINLAND	88	10 856	6 163	REP S AFRICA	165	655	369
SWITZERLAND	4 604	44 876	25 323	USA	32 646	119 571	68 232
AUSTRIA	2 185	11 695	6 528	CANADA	1 455	5 037	2 888
MALTA	16	1 474	841	MEXICO	1 209	3 596	2 050
YUGOSLAVIA	13	1 851	1 053	COLOMBIA	39	87	51
TURKEY	5	1 405	800	BRAZIL	2 913	1 835	1 032
SOVIET UNION	288	2 201	1 195	ARGENTINA	79	466	265
POLAND		66	37	LEBANON	105	258	137
ROMANIA	21	2 572	1 468	IRAQ	1 851	2 854	1 628
BULGARIA	10	422	232	IRAN	31	95	54
MOROCCO	37	2 961	1 703	ISRAEL	81	410	237
ALGERIA	47	6 821	3 869	SAUDI ARABIA	597	1 228	699
TUNISIA	9	774	437	KUWAIT	91	135	76
LIBYA	37	438	250	ARAB EMIRAT	250	330	193
EGYPT	188	23 684	13 685	PAKISTAN	8	77	41
SUDAN	25	631	369	INDIA	29	115	63
NIGER		58	31	BANGLADESH	95	1 015	598
NIGERIA	74	1 396	796	THAILAND	357	1 288	717
CAMEROON	10	236	139	INDONESIA	2	59	33
GABON	3	887	491	SINGAPORE	8 987	9 921	5 699
BURUNDI	2	516	274	CHINA	15 236	10 821	6 042
ANGOLA	1	87	49	SOUTH KOREA	604	1 153	656
ETHIOPIA	24	5 707	3 161	JAPAN	17 820	90 008	51 006
SOMALIA		88	51	TAIWAN	3 865	16 065	9 156
KENYA	33	1 749	995	HONG KONG	12 829	33 604	19 161
SEYCHELLES	2	213	126	AUSTRALIA	261	505	288
ZIMBABWE	2	71	40	UNID COUNTR	17	59	30
REP S AFRICA	128	12 843	7 413				

6 IMPORTS AND EXPORTS (SPECIAL TRADE) BY GROUPS OF THE SITC-REV. III AND BY COUNTRIES OF PRODUCTION AND CONSUMPTION 1988

GROUP COUNTRY	DT = 100 KG	1 000 DM	1 000 \$	GROUP COUNTRY	DT = 100 KG	1 000 DM	1 000 \$
EXPORTS	1 308 090	3 236 332	1 841 448	IRAQ	2 222	8 118	4 587
FRANCE	135 711	321 948	183 747	IRAN	25 326	74 449	42 164
BELGIUM LUX	101 063	166 961	94 701	ISRAEL	2 882	9 525	5 430
NETHERLANDS	123 595	265 996	151 925	JORDAN	714	653	375
ITALY	119 393	294 151	168 000	SAUDI ARABIA	10 894	26 345	15 249
UNTD KINGDOM	104 124	316 712	179 801	KUWAIT	470	2 798	1 590
IRELAND	3 488	5 788	3 250	BAHRAIN	168	532	303
DENMARK	67 869	100 122	56 991	QATAR	128	378	216
GREECE	15 373	16 718	9 531	ARAB EMIRAT	1 944	6 726	3 786
PORTUGAL	8 448	21 029	12 050	OMAN	125	584	334
SPAIN	32 314	69 828	39 723	NORTH YEMEN	1 246	2 178	1 302
CANARY IS	248	522	295	SOUTH YEMEN	1 874	3 558	2 148
ICELAND	460	786	442	AFGHANISTAN	56	201	110
NORWAY	16 081	30 753	17 529	PAKISTAN	4 161	8 871	5 189
SWEDEN	54 006	124 828	70 994	INDIA	13 365	51 885	29 341
FINLAND	26 216	55 947	31 893	BANGLADESH	254	2 327	1 243
SWITZERLAND	113 341	316 521	180 628	MALDIVES	27	106	61
AUSTRIA	59 914	132 009	74 950	SRI LANKA	847	1 130	636
ANDORRA	31	63	36	BURMA	28	290	164
GIBRALTAR	14	95	52	THAILAND	2 804	7 367	4 157
MALTA	250	1 144	639	INDONESIA	5 018	12 916	7 264
YUGOSLAVIA	4 032	17 689	10 030	MALAYSIA	523	1 220	694
TURKEY	11 587	35 087	19 955	BRUNEI	636	174	95
SOVIET UNION	11 463	32 335	18 264	SINGAPORE	5 032	25 280	14 262
POLAND	3 668	12 723	7 198	PHILIPPINES	823	2 585	1 501
CZECHOSLOVA	2 477	11 441	6 544	CHINA	2 033	7 949	4 505
HUNGARY	5 407	19 104	10 893	NORTH KOREA	152	650	376
ROMANIA	61	253	145	SOUTH KOREA	2 964	12 983	7 270
BULGARIA	2 635	9 571	5 434	JAPAN	4 310	17 196	9 650
MOROCCO	662	2 326	1 303	TAIWAN	3 315	11 489	6 488
ALGERIA	4 429	11 801	6 691	HONG KONG	1 426	7 487	4 245
TUNISIA	345	1 577	887	AUSTRALIA	12 090	27 834	15 748
LIBYA	4 581	13 100	7 502	PAPUA NEW G	196	562	312
EGYPT	5 195	13 013	7 251	NEW ZEALAND	1 081	2 353	1 374
SUDAN	356	1 360	776	718 OTH. POWR. GENRTNG. MACHNRY			
MAURITANIA	35	102	58	IMPORTS	101 644	494 126	282 875
MALI	18	78	47	FRANCE	14 950	112 592	65 720
BURKINA FASO	38	116	67	BELGIUM LUX	1 581	2 786	1 593
CHAD	54	137	79	NETHERLANDS	14 321	27 123	15 372
CAPE VERDE	321	1 153	629	ITALY	6 108	12 695	7 249
SENEGAL	62	240	139	UNTD KINGDOM	9 858	32 163	18 238
GUINEA	527	1 140	637	IRELAND	139	160	92
SIERRA LEONE	196	642	360	DENMARK	9 067	27 043	15 463
LIBERIA	348	834	473	GREECE	5	218	124
IVORY COAST	83	244	132	PORTUGAL	2	127	70
GHANA	389	1 156	651	SPAIN	357	1 099	620
TOGO	27	101	57	NORWAY	1 429	2 172	1 218
BENIN	7	67	37	SWEDEN	8 704	72 420	41 276
NIGERIA	1 840	6 236	3 562	FINLAND	7 287	4 814	2 726
CAMEROON	77	244	138	SWITZERLAND	7 234	32 572	18 629
CENT AFR REP	63	142	80	AUSTRIA	12 290	76 168	43 516
GABON	262	227	124	YUGOSLAVIA	66	438	251
ZAIRE	378	914	516	SOVIET UNION	75	179	102
RWANDA	54	226	132	CZECHOSLOVA	523	536	312
BURUNDI	26	59	32	HUNGARY	908	2 112	1 204
ANGOLA	127	318	176	ETHIOPIA	3	217	123
ETHIOPIA	66	341	188	REP S AFRICA	5	274	156
SOMALIA	127	334	189	USA	6 988	63 483	35 846
KENYA	254	950	536	CANADA	514	2 817	1 541
UGANDA	294	753	436	COLOMBIA	8	132	77
TANZANIA	162	582	337	VENEZUELA	207	227	134
MOZAMBIQUE	114	902	510	BRAZIL	184	244	138
MADAGASCAR	23	64	35	IRAQ	1	841	496
MAURITIUS	455	3 278	1 864	JORDAN	11	655	376
ZAMBIA	528	1 542	843	SAUDI ARABIA	107	4 025	2 310
ZIMBABWE	197	508	301	BAHRAIN	17	824	485
MALAWI	7	134	79	INDIA	33	81	48
REP S AFRICA	15 737	34 255	19 258	INDONESIA	10	630	372
USA	80 708	255 286	145 189	SINGAPORE	2	71	41
CANADA	16 434	45 987	26 248	JAPAN	5 443	11 366	6 484
MEXICO	1 864	7 966	4 437	TAIWAN	11	59	33
GUATEMALA	116	952	557	AUSTRALIA	3	287	166
HONDURAS	15	70	41	NEW ZEALAND	11	110	63
EL SALVADOR	46	139	79	EXPORTS	297 595	1 048 196	598 699
COSTA RICA	127	202	115	FRANCE	34 670	217 161	125 369
CUBA	118	399	232	BELGIUM LUX	12 625	82 519	47 089
HAITI	138	313	185	NETHERLANDS	25 667	94 821	53 839
DOMINIC REP	30	56	30	ITALY	19 234	63 564	36 238
JAMAICA	145	408	222	UNTD KINGDOM	74 782	124 131	70 853
ST LUCIA	29	66	38	IRELAND	251	763	434
TRINIDAD TOB	17	147	83	DENMARK	4 155	19 627	11 057
NETH ANTILL	352	629	368	GREECE	577	2 507	1 407
COLOMBIA	1 019	2 646	1 497	PORTUGAL	677	3 437	1 933
VENEZUELA	10 698	27 915	15 622	SPAIN	2 877	11 943	6 817
SURINAME	53	204	118	CANARY IS	19	119	65
ECUADOR	77	410	224	ICELAND	8	61	33
PERU	212	1 084	623	NORWAY	3 149	16 265	9 289
BRAZIL	5 224	33 135	18 731	SWEDEN	6 242	41 707	23 780
CHILE	14 992	23 384	13 431	FINLAND	2 133	10 388	5 865
BOLIVIA	37	143	78	SWITZERLAND	14 441	42 089	24 024
PARAGUAY	5	59	35	AUSTRIA	22 472	60 375	34 388
URUGUAY	417	1 719	955	YUGOSLAVIA	786	4 508	2 548
ARGENTINA	1 239	6 565	3 712				
CYPRUS	259	564	319				
LEBANON	1 112	1 839	1 050				
SYRIA	1 521	3 349	1 839				

6 IMPORTS AND EXPORTS (SPECIAL TRADE) BY GROUPS OF THE SITC-REV. III AND BY COUNTRIES OF PRODUCTION AND CONSUMPTION 1988

GROUP COUNTRY	DT = 100 KG	1 000 DM	1 000 \$	GROUP COUNTRY	DT = 100 KG	1 000 DM	1 000 \$
TURKEY	6 311	10 877	6 331	AUSTRALIA	953	384	211
SOVIET UNION	284	2 692	1 538	NEW ZEALAND	5	52	30
POLAND	1 510	4 087	2 320				
CZECHOSLOVA	426	2 357	1 394	EXPORTS	1 927 547	2 161 095	1 232 222
HUNGARY	700	2 766	1 577	FRANCE	474 269	524 141	297 689
BULGARIA	72	515	292	BELGIUM LUX	87 383	105 886	60 334
MOROCCO	26	188	106	NETHERLANDS	182 765	176 616	100 868
ALGERIA	2 376	5 828	3 391	ITALY	86 740	99 968	57 203
TUNISIA	22	659	359	UNTD KINGDOM	226 855	237 016	136 096
LIBYA	28	214	121	IRELAND	10 759	11 316	6 514
EGYPT	794	4 374	2 509	DENMARK	64 880	72 621	41 423
BURKINA FASO	211	855	500	GREECE	12 087	14 305	8 191
NIGERIA	564	7 998	4 824	PORTUGAL	10 983	13 035	7 490
ZAIRE	18	213	127	SPAIN	81 402	81 431	47 016
RWANDA	4	71	43	CANARY IS	29	104	60
KENYA	14	128	72	ICELAND	1 919	1 472	824
TANZANIA	259	1 439	841	NORWAY	21 621	21 350	12 322
MOZAMBIQUE	35	108	62	SWEDEN	51 402	55 849	32 025
ZAMBIA	6	58	33	FINLAND	24 207	25 380	14 632
MALAWI	11	221	130	SWITZERLAND	85 283	113 694	64 943
REP S AFRICA	1 009	4 856	2 753	AUSTRIA	132 849	146 077	83 234
USA	29 062	81 830	46 322	MALTA	22	75	44
CANADA	3 663	6 842	3 924	YUGOSLAVIA	11 566	13 116	7 399
MEXICO	2 448	15 221	8 827	TURKEY	3 012	5 546	3 215
GUATEMALA	32	160	95	SOVIET UNION	1 722	8 276	4 483
PANAMA	7	57	31	POLAND	17 283	23 850	13 318
JAMAICA	68	114	67	CZECHOSLOVA	8 650	17 994	10 125
NETH ANTILL	10	59	35	HUNGARY	25 631	35 726	20 138
COLOMBIA	142	1 402	800	ROMANIA	34	217	123
VENEZUELA	651	1 618	919	BULGARIA	1 805	4 465	2 476
ECUADOR	41	550	298	ALBANIA	95	326	176
PERU	46	411	225	MOROCCO	10 648	12 232	7 130
BRAZIL	4 483	13 745	7 681	ALGERIA	10 145	10 109	5 762
CHILE	188	408	233	TUNISIA	3 325	3 432	1 979
ARGENTINA	439	1 736	997	LIBYA	10 047	13 310	7 644
SYRIA	68	404	240	EGYPT	922	2 098	1 163
IRAQ	649	2 252	1 278	SUDAN	6 041	8 053	4 584
IRAN	237	1 236	705	MAURITANIA	263	402	227
ISRAEL	135	728	415	MALI	315	255	144
JORDAN	18	598	343	BURKINA FASO	988	615	351
SAUDI ARABIA	406	3 146	1 805	IVORY COAST	916	581	326
KUWAIT	20	528	295	GHANA	227	332	193
BAHRAIN	7	141	82	TOGO	26	58	33
QATAR	8	63	38	NIGERIA	666	2 131	1 201
ARAB EMIRAT	202	1 333	757	CAMEROON	123	178	100
PAKISTAN	446	1 718	982	GABON	127	406	231
INDIA	1 247	4 908	2 788	ZAIRE	187	356	198
SRI LANKA	2 173	4 887	2 737	RWANDA	48	132	75
NEPAL	3 470	12 632	7 182	ETHIOPIA	186	590	329
THAILAND	48	330	190	SOMALIA	90	108	58
INDONESIA	405	881	491	KENYA	2 227	3 275	1 912
MALAYSIA	99	473	270	TANZANIA	494	797	455
SINGAPORE	895	5 788	3 268	MADAGASCAR	30	110	64
PHILIPPINES	58	367	207	REUNION	101	270	156
CHINA	978	6 670	3 690	MAURITIUS	181	186	106
SOUTH KOREA	2 271	8 366	4 764	ZAMBIA	421	660	363
JAPAN	903	7 893	4 463	ZIMBABWE	137	237	131
TAIWAN	274	2 459	1 393	MALAWI	17	58	33
HONG KONG	332	1 657	941	REP S AFRICA	19 801	24 505	13 777
AUSTRALIA	912	5 773	3 280	USA	74 192	80 432	45 580
PAPUA NEW G	447	1 471	876	CANADA	18 889	16 144	9 246
NEW ZEALAND	39	111	61	MEXICO	949	1 329	749
				HONDURAS	89	264	150
721 AGRIC. MACHINES, EX. TRACTR				CUBA	42	69	39
IMPORTS	777 894	763 241	435 432	DOMINIC REP	369	316	188
FRANCE	141 340	120 113	68 448	GUADELOUPE	22	58	32
BELGIUM LUX	47 358	51 807	29 444	MARTINIQUE	31	88	49
NETHERLANDS	121 374	119 905	68 521	TRINIDAD TOB	245	214	119
ITALY	123 298	94 719	53 974	COLOMBIA	1 325	1 812	1 035
UNTD KINGDOM	31 772	41 930	24 068	VENEZUELA	1 445	3 237	1 815
IRELAND	1 350	1 192	665	SURINAME	283	819	462
DENMARK	61 062	58 807	33 559	FRENCH GUIAN	26	82	47
GREECE	150	102	54	ECUADOR	51	91	53
PORTUGAL	180	121	68	PERU	236	293	157
SPAIN	2 502	2 721	1 547	BRAZIL	201	820	461
NORWAY	15 289	10 189	5 784	CHILE	1 092	2 131	1 168
SWEDEN	14 466	43 637	24 730	URUGUAY	600	476	273
FINLAND	2 848	3 131	1 773	ARGENTINA	322	949	541
SWITZERLAND	11 592	20 379	11 647	CYPRUS	426	451	256
AUSTRIA	66 251	67 748	38 752	SYRIA	2 017	1 591	929
YUGOSLAVIA	4 240	1 960	1 133	IRAQ	45 577	47 791	27 714
SOVIET UNION	105	65	38	IRAN	3 627	4 987	2 784
POLAND	19 630	2 668	1 539	ISRAEL	1 424	3 948	2 236
CZECHOSLOVA	5 088	1 064	605	JORDAN	255	403	226
HUNGARY	41 458	29 737	16 933	SAUDI ARABIA	12 666	17 349	9 816
REP S AFRICA	77	74	41	KUWAIT	163	284	164
USA	47 121	59 596	34 111	QATAR	308	146	84
CANADA	721	1 027	585	ARAB EMIRAT	1 073	1 687	965
BRAZIL	76	80	46	OMAN	23	116	63
ISRAEL	134	348	194	NORTH YEMEN	28	53	30
SINGAPORE	16	144	86	PAKISTAN	2 321	2 709	1 552
CHINA	633	248	143	INDIA	152	892	506
SOUTH KOREA	111	72	43	THAILAND	598	1 210	686
JAPAN	16 409	28 983	16 627	VIETNAM	23	81	44
TAIWAN	146	121	68	INDONESIA	321	747	419
				MALAYSIA	2 477	1 997	1 149

6 IMPORTS AND EXPORTS (SPECIAL TRADE) BY GROUPS OF THE SITC-REV. III AND BY COUNTRIES OF PRODUCTION AND CONSUMPTION 1988

GROUP COUNTRY	DT = 100 KG	1 000 DM	1 000 \$	GROUP COUNTRY	DT = 100 KG	1 000 DM	1 000 \$
SINGAPORE	225	711	396	HONDURAS	108	294	161
PHILIPPINES	41	193	108	MARTINIQUE	173	214	117
MONGOLIA	65	321	191	VENEZUELA	1 335	1 665	986
CHINA	1 704	8 752	4 872	ECUADOR	1 517	1 519	894
SOUTH KOREA	481	2 303	1 285	PERU	1 035	1 634	898
JAPAN	33 277	29 220	16 679	BRAZIL	1 555	1 605	923
TAIWAN	4 222	6 056	3 472	CHILE	283	58	33
HONG KONG	223	543	306	CYPRUS	140	224	126
AUSTRALIA	17 034	18 477	10 284	LEBANON	1 531	355	199
PAPUA NEW G	41	117	70	SYRIA	1 250	472	265
NEW ZEALAND	1 874	2 194	1 224	ISRAEL	3 401	3 765	2 149
NEW CALEDON	57	66	36	JORDAN	376	255	139
722 TRACTORS				SAUDI ARABIA	8 301	10 675	5 909
IMPORTS	306 178	307 163	174 946	BAHRAIN	700	676	371
FRANCE	59 975	61 916	35 449	ARAB EMIRAT	247	508	286
BELGIUM LUX	1 828	1 398	763	NORTH YEMEN	116	227	135
NETHERLANDS	13 794	8 729	5 036	INDIA	664	1 188	685
ITALY	124 689	121 547	69 115	THAILAND	1 703	2 277	1 275
UNTD KINGDOM	18 237	17 423	9 863	BRUNEI	968	2 997	1 791
DENMARK	1 504	937	539	SINGAPORE	450	637	380
SPAIN	475	468	269	PHILIPPINES	281	873	514
NORWAY	80	118	70	CHINA	597	784	434
SWEDEN	3 715	8 702	4 995	SOUTH KOREA	141	315	177
FINLAND	908	1 713	992	JAPAN	2 424	3 841	2 176
SWITZERLAND	2 825	5 678	3 214	TAIWAN	748	807	450
AUSTRIA	21 671	27 400	15 539	HONG KONG	145	382	218
YUGOSLAVIA	6 767	3 999	2 274	MACAO	26	55	30
SOVIET UNION	2 300	668	372	AUSTRALIA	47 779	44 950	25 461
POLAND	2 069	154	89	NEW ZEALAND	619	755	434
CZECHOSLOVA	11 636	4 215	2 407	NEW CALEDON	74	74	43
ROMANIA	110	63	37	723 CIVIL ENGINEERING EQUIPT			
USA	18 021	20 577	11 607	IMPORTS	1 771 875	1 417 585	805 883
CANADA	510	679	382	FRANCE	351 097	263 888	150 615
JAPAN	14 592	20 745	11 882	BELGIUM LUX	219 704	198 882	112 880
EXPORTS	1 849 250	1 846 765	1 051 758	NETHERLANDS	134 158	78 323	44 105
FRANCE	315 174	326 425	185 748	ITALY	221 471	119 943	68 336
BELGIUM LUX	39 248	46 781	26 417	UNTD KINGDOM	122 323	103 225	58 759
NETHERLANDS	108 038	121 479	69 664	IRELAND	3 902	2 540	1 433
ITALY	52 331	60 649	34 624	DENMARK	14 803	12 831	7 321
UNTD KINGDOM	237 112	246 019	140 009	GREECE	8	72	39
IRELAND	3 485	3 931	2 242	SPAIN	7 637	6 468	3 682
DENMARK	35 427	42 301	24 173	ICELAND	6	204	123
GREECE	19 093	17 096	9 622	NORWAY	4 354	3 824	2 189
PORTUGAL	26 802	27 029	15 304	SWEDEN	81 986	83 599	47 479
SPAIN	64 311	54 314	30 660	FINLAND	5 580	19 444	10 993
ICELAND	974	1 495	876	SWITZERLAND	24 359	33 771	19 168
NORWAY	35 464	40 431	23 208	AUSTRIA	127 732	140 322	79 999
SWEDEN	45 709	54 645	31 227	YUGOSLAVIA	53 063	16 782	9 545
FINLAND	43 964	47 108	26 848	TURKEY	5 275	2 017	1 144
SWITZERLAND	46 524	61 618	35 126	SOVIET UNION	5 938	2 498	1 441
AUSTRIA	68 205	80 471	45 613	POLAND	22 181	5 258	2 985
ANDORRA	114	187	106	CZECHOSLOVA	25 075	5 945	3 391
YUGOSLAVIA	2 277	1 776	1 017	HUNGARY	62 183	19 277	10 958
TURKEY	588	865	481	ROMANIA	13 372	2 948	1 616
SOVIET UNION	56	188	107	BULGARIA	1 995	193	113
POLAND	220	187	105	LIBYA	973	547	325
CZECHOSLOVA	435	782	453	GHANA	440	901	495
HUNGARY	427	921	511	NIGERIA	2 585	1 355	773
BULGARIA	34	91	49	MOZAMBIQUE	398	77	44
ALBANIA	5 843	2 768	1 505	REP S AFRICA	759	1 089	619
MOROCCO	3 675	3 638	2 011	USA	97 789	108 967	61 724
ALGERIA	277	622	358	CANADA	8 758	10 070	5 730
TUNISIA	167	179	96	BRAZIL	109	63	34
LIBYA	35	83	49	CYPRUS	200	77	44
EGYPT	1 158	892	511	LEBANON	590	325	195
SUDAN	226	151	88	IRAQ	723	561	317
MAURITANIA	398	391	220	ISRAEL	7 920	2 721	1 480
BURKINA FASO	172	307	177	JORDAN	668	224	121
SENEGAL	350	524	294	SAUDI ARABIA	191	81	42
IVORY COAST	76	117	62	ARAB EMIRAT	225	65	39
GHANA	295	278	164	NORTH YEMEN	2	57	32
TOGO	70	98	53	INDIA	828	164	96
BENIN	169	391	222	INDONESIA	64	254	145
EQUAT GUINEA	184	246	132	SINGAPORE	40	246	135
ZAIRE	949	1 967	1 161	CHINA	537	266	150
BURUNDI	46	105	63	SOUTH KOREA	5 479	1 924	1 114
ANGOLA	30	100	58	JAPAN	132 480	162 921	92 608
SOMALIA	200	240	137	TAIWAN	80	86	48
KENYA	3 384	3 250	1 845	HONG KONG	45	336	184
UGANDA	44	52	31	AUSTRALIA	1 308	1 715	942
TANZANIA	399	292	169	NEW ZEALAND	6	61	33
SEYCHELLES	185	196	115	EXPORTS	4 318 618	4 296 224	2 444 129
MOZAMBIQUE	225	450	266	FRANCE	666 798	554 435	316 313
MADAGASCAR	555	452	250	BELGIUM LUX	272 301	177 486	100 849
MAURITIUS	372	404	230	NETHERLANDS	422 735	287 255	163 847
ZAMBIA	706	851	477	ITALY	275 129	241 115	137 013
ZIMBABWE	456	480	275	UNTD KINGDOM	420 213	448 443	254 771
REP S AFRICA	12 289	8 629	4 828	IRELAND	7 745	6 960	3 950
USA	470 448	409 676	234 456	DENMARK	81 051	77 637	44 283
CANADA	76 993	72 878	41 361	GREECE	74 064	26 181	14 957
GREENLAND	45	70	42	PORTUGAL	38 457	37 701	21 378
MEXICO	43 598	14 862	8 060	SPAIN	184 120	170 374	96 693

6 IMPORTS AND EXPORTS (SPECIAL TRADE) BY GROUPS OF THE SITC-REV. III AND BY COUNTRIES OF PRODUCTION AND CONSUMPTION 1988

GROUP COUNTRY	DT = 100 KG	1 000 DM	1 000 \$	GROUP COUNTRY	DT = 100 KG	1 000 DM	1 000 \$
CANARY IS	8 771	7 061	3 963	ARGENTINA	964	1 658	929
ICELAND	4 985	3 005	1 679	CYPRUS	3 430	3 140	1 791
NORWAY	43 581	60 176	34 599	LEBANON	437	165	92
SWEDEN	116 584	112 813	64 389	SYRIA	1 743	2 499	1 459
FINLAND	38 195	39 648	22 638	IRAQ	4 880	12 011	6 765
SWITZERLAND	175 293	218 136	124 288	IRAN	9 026	15 011	8 717
AUSTRIA	222 733	226 187	128 547	ISRAEL	7 728	13 438	7 670
MALTA	83	258	147	JORDAN	2 452	7 038	3 980
YUGOSLAVIA	45 105	61 725	35 111	SAUDI ARABIA	6 780	13 070	7 389
TURKEY	39 106	47 058	26 788	KUWAIT	1 634	3 390	1 893
SOVIET UNION	36 754	50 170	28 611	BAHRAIN	81	514	290
POLAND	10 003	20 860	11 871	QATAR	127	630	360
CZECHOSLOVA	13 778	33 760	19 169	ARAB EMIRAT	5 798	9 982	5 603
HUNGARY	13 825	31 738	17 974	OMAN	677	1 634	920
ROMANIA	198	254	151	NORTH YEMEN	1 367	1 659	927
BULGARIA	11 440	17 614	10 154	SOUTH YEMEN	108	164	96
ALBANIA	234	69	41	PAKISTAN	2 853	3 515	1 973
MOROCCO	13 705	2 899	1 650	INDIA	41 251	101 128	57 058
ALGERIA	16 228	24 833	14 236	BANGLADESH	84	303	172
TUNISIA	2 302	4 008	2 307	SRI LANKA	524	683	384
LIBYA	43 289	68 046	39 156	NEPAL	1 580	2 064	1 197
EGYPT	11 274	18 035	10 192	BHUTAN	51	78	44
SUDAN	2 067	2 699	1 528	BURMA	406	896	496
MAURITANIA	263	604	345	THAILAND	2 408	2 615	1 467
MALI	1 013	1 451	840	VIETNAM	792	1 765	1 052
BURKINA FASO	212	440	234	INDONESIA	6 324	8 739	4 887
NIGER	30	62	37	MALAYSIA	3 789	3 887	2 168
CHAD	631	827	456	BRUNEI	329	109	60
CAPE VERDE	21	86	50	SINGAPORE	4 718	9 404	5 306
SENEGAL	157	465	259	PHILIPPINES	1 990	1 408	796
GAMBIA	540	492	289	CHINA	11 525	21 277	12 072
GUINEA	754	882	518	NORTH KOREA	1 461	2 007	1 169
SIERRA LEONE	908	1 450	833	SOUTH KOREA	24 977	48 759	28 208
LIBERIA	890	1 499	850	JAPAN	23 898	36 272	20 470
IVORY COAST	1 570	1 731	982	TAIWAN	3 795	8 223	4 574
GHANA	6 211	7 224	4 107	HONG KONG	14 161	26 651	14 771
TOGO	115	473	272	MACAO	92	86	52
BENIN	376	641	354	AUSTRALIA	35 042	56 787	31 955
NIGERIA	9 140	9 926	5 611	PAPUA NEW G	589	558	323
CAMEROON	4 074	3 763	2 157	NEW ZEALAND	1 622	2 548	1 445
CENT AFR REP	505	660	358	NEW CALEDON	260	375	212
GABON	643	823	461	FIJI	341	360	207
CONGO	386	545	312	WEST SAMOA	49	70	37
ZAIRE	5 451	14 474	8 212	FR POLYNESIA	766	941	554
RWANDA	627	757	420				
BURUNDI	1 008	984	569				
ANGOLA	590	772	427	724 TEXTILE, LEATHER MACHINES			
ETHIOPIA	108	518	298	IMPORTS	588 487	1 401 945	799 082
DJIBOUTI	204	264	154	FRANCE	35 994	102 819	58 944
SOMALIA	3 452	2 546	1 413	BELGIUM LUX	39 175	106 467	60 700
KENYA	2 024	2 680	1 504	NETHERLANDS	48 641	72 717	41 412
UGANDA	1 100	2 282	1 303	ITALY	97 753	190 355	108 659
TANZANIA	1 615	1 904	1 083	UNT D KINGDOM	21 113	64 239	36 658
SEYCHELLES	45	91	53	IRELAND	773	1 914	1 101
MOZAMBIQUE	542	603	339	DENMARK	8 103	17 407	9 967
MADAGASCAR	553	602	344	GREECE	665	2 029	1 155
REUNION	4 023	3 920	2 210	PORTUGAL	5 930	32 730	18 693
MAURITIUS	840	953	532	SPAIN	14 633	19 466	10 971
COMOROS	88	143	87	ICELAND	121	294	161
ZAMBIA	806	1 936	1 097	NORWAY	179	388	222
ZIMBABWE	3 064	4 750	2 685	SWEDEN	7 588	26 893	15 356
MALAWI	60	216	122	FINLAND	2 556	2 986	1 711
REP S AFRICA	58 589	91 315	51 460	SWITZERLAND	135 043	420 204	239 215
BOTSWANA	18	159	88	AUSTRIA	25 297	37 236	21 282
LESOTHO	158	88	52	YUGOSLAVIA	33 963	8 534	4 884
USA	535 684	456 187	260 022	TURKEY	535	722	401
CANADA	73 586	87 965	49 937	SOVIET UNION	1 467	2 687	1 512
MEXICO	4 591	8 088	4 515	POLAND	15 633	4 725	2 685
GUATEMALA	58	99	58	CZECHOSLOVA	4 481	2 198	1 253
HONDURAS	438	222	128	HUNGARY	7 107	6 350	3 607
EL SALVADOR	442	1 251	689	ROMANIA	139	126	73
NICARAGUA	564	478	261	TUNISIA	100	183	106
COSTA RICA	295	258	147	IVORY COAST	25	59	36
CUBA	823	2 407	1 365	REP S AFRICA	189	172	95
HAITI	56	101	57	USA	10 950	46 607	26 472
BAHAMAS	249	285	168	CANADA	529	872	490
DOMINIC REP	255	619	350	MEXICO	49	220	126
GUADELOUPE	194	306	177	VENEZUELA	1	69	39
DOMINICA	284	143	85	BRAZIL	5 663	8 436	4 831
MARTINIQUE	734	867	507	CYPRUS	131	90	52
JAMAICA	366	736	418	ISRAEL	387	1 825	1 029
BARBADOS	98	250	144	PAKISTAN	103	132	76
TRINIDAD TOB	200	185	100	INDIA	1 385	3 029	1 730
ARUBA	159	196	114	THAILAND	13	306	174
NETH ANTILL	43	243	129	SINGAPORE	7 096	19 056	10 881
COLOMBIA	3 977	9 449	5 464	PHILIPPINES	53	56	31
VENEZUELA	10 449	11 392	6 437	CHINA	172	517	291
GUYANA	505	1 614	895	SOUTH KOREA	544	2 892	1 628
SURINAME	1 779	1 632	947	JAPAN	24 975	140 973	80 249
FRENCH GUIAN	180	64	34	TAIWAN	28 209	50 791	28 903
ECUADOR	1 393	1 981	1 094	HONG KONG	536	1 286	727
PERU	1 013	1 390	781	AUSTRALIA	151	349	196
BRAZIL	3 283	12 836	7 263	NEW ZEALAND	167	106	60
CHILE	17 631	21 512	12 083	EXPORTS	2 318 272	8 432 310	4 793 406
BOLIVIA	248	319	173				
PARAGUAY	15	59	32				
URUGUAY	350	830	467				





6 IMPORTS AND EXPORTS (SPECIAL TRADE) BY GROUPS OF THE SITC-REV. III AND BY COUNTRIES OF PRODUCTION AND CONSUMPTION 1988

GROUP COUNTRY	DT = 100 KG	1 000 DM	1 000 \$	GROUP COUNTRY	DT = 100 KG	1 000 DM	1 000 \$
BULGARIA	3 172	14 084	7 994	PORTUGAL	185	425	240
ALBANIA	30	153	82	SPAIN	4 618	9 705	5 511
MOROCCO	368	979	554	NORWAY	1 847	2 590	1 464
ALGERIA	1 185	4 991	2 770	SWEDEN	7 872	25 631	14 570
TUNISIA	638	1 961	1 087	FINLAND	2 441	2 651	1 489
LIBYA	452	3 389	1 932	SWITZERLAND	103 767	332 213	188 987
EGYPT	1 817	8 762	4 931	AUSTRIA	16 680	43 891	24 851
SUDAN	55	146	80	YUGOSLAVIA	1 019	1 895	1 084
MAURITANIA	17	150	81	TURKEY	55	84	47
MALI	15	126	77	SOVIET UNION	360	379	219
BURKINA FASO	84	853	475	POLAND	125	263	145
SENEGAL	20	122	70	CZECHOSLOVA	1 075	2 040	1 167
IVORY COAST	123	391	218	HUNGARY	6 559	4 169	2 360
GHANA	202	995	535	TUNISIA	47	65	37
NIGERIA	1 021	6 694	3 738	REP S AFRICA	34	173	102
CAMEROON	40	157	90	USA	13 736	94 270	53 754
ZAIRE	53	336	190	CANADA	107	687	394
ANGOLA	23	143	79	MEXICO	513	862	475
ETHIOPIA	167	494	282	BARBADOS	111	333	189
KENYA	542	1 737	985	BRAZIL	198	392	231
UGANDA	73	139	78	ISRAEL	832	3 552	2 036
TANZANIA	66	188	107	SAUDI ARABIA	3	65	36
MADAGASCAR	16	98	59	KUWAIT	30	63	35
REUNION	65	155	91	THAILAND	71	55	33
MAURITIUS	151	262	145	MALAYSIA	33	76	41
ZAMBIA	40	79	47	SINGAPORE	73	97	55
ZIMBABWE	61	211	119	CHINA	510	442	266
MALAWI	14	121	69	SOUTH KOREA	263	395	225
REP S AFRICA	5 495	21 091	12 085	JAPAN	10 136	44 566	25 482
SWAZILAND	719	193	111	TAIWAN	128	347	197
USA	81 909	307 440	175 694	HONG KONG	237	1 419	810
CANADA	13 406	44 993	25 782	AUSTRALIA	8	63	33
MEXICO	1 307	6 944	3 914	NEW ZEALAND	168	129	75
GUATEMALA	380	442	248	EXPORTS	1 242 092	5 157 637	2 892 622
HONDURAS	54	194	111	FRANCE	120 634	491 790	280 126
EL SALVADOR	68	180	102	BELGIUM LUX	44 085	190 169	108 426
COSTA RICA	7	61	32	NETHERLANDS	93 838	345 918	196 172
CUBA	38	400	233	ITALY	113 222	457 231	260 316
HAITI	33	81	48	UNTD KINGDOM	179 052	789 905	447 306
JAMAICA	80	250	137	IRELAND	3 143	8 997	5 026
TRINIDAD TOB	2	68	38	DENMARK	22 218	101 065	57 830
COLOMBIA	356	1 516	858	GREECE	11 662	50 246	29 255
VENEZUELA	2 244	12 056	6 701	PORTUGAL	10 533	42 241	23 817
ECUADOR	126	629	374	SPAIN	58 515	231 029	131 552
PERU	270	942	541	CANARY IS	506	2 290	1 303
BRAZIL	5 292	23 153	12 924	ICELAND	907	4 303	2 423
CHILE	321	1 786	1 003	NORWAY	9 005	44 146	25 264
BOLIVIA	109	244	141	SWEDEN	28 559	132 705	75 564
URUGUAY	133	336	188	FINLAND	14 704	74 966	42 161
ARGENTINA	1 783	7 495	4 262	SWITZERLAND	100 816	281 258	159 937
CYPRUS	173	342	192	AUSTRIA	36 979	144 527	82 277
LEBANON	122	144	78	MALTA	287	1 585	882
SYRIA	38	180	100	YUGOSLAVIA	6 904	28 131	16 104
IRAQ	30	652	365	TURKEY	9 597	15 592	8 783
IRAN	348	3 655	2 097	SOVIET UNION	11 604	72 960	41 226
ISRAEL	2 265	6 228	3 549	POLAND	3 000	14 923	8 651
JORDAN	187	325	182	CZECHOSLOVA	4 966	31 191	18 044
SAUDI ARABIA	462	2 020	1 150	HUNGARY	6 845	17 839	10 181
KUWAIT	176	686	393	ROMANIA	8	55	30
ARAB EMIRAT	154	552	321	BULGARIA	1 929	10 242	5 793
OMAN	29	100	55	MOROCCO	2 049	6 904	3 861
NORTH YEMEN	8	89	52	ALGERIA	3 052	10 847	6 180
SOUTH YEMEN	51	173	95	TUNISIA	312	1 774	976
PAKISTAN	1 397	1 612	922	LIBYA	172	1 223	675
INDIA	3 862	8 007	4 480	EGYPT	1 763	6 975	4 031
BANGLADESH	43	447	258	SUDAN	280	754	415
SRI LANKA	243	1 242	713	NIGER	26	154	84
BURMA	102	345	202	CHAD	74	346	190
THAILAND	1 580	7 327	4 236	CAPE VERDE	12	84	56
VIETNAM	62	150	84	SENEGAL	16	155	87
INDONESIA	9 676	8 876	4 993	GAMBIA	15	123	67
MALAYSIA	745	1 749	987	IVORY COAST	158	726	408
BRUNEI	55	109	58	GHANA	445	1 866	1 027
SINGAPORE	1 504	4 874	2 765	TOGO	16	108	61
PHILIPPINES	1 051	2 748	1 541	BENIN	29	64	38
CHINA	5 282	22 230	12 534	NIGERIA	1 092	5 766	3 167
NORTH KOREA	38	330	175	CAMEROON	73	412	237
SOUTH KOREA	2 266	10 005	5 545	ZAIRE	159	1 323	727
JAPAN	25 585	86 369	48 596	RWANDA	13	136	81
TAIWAN	4 089	20 779	11 850	ANGOLA	72	373	216
HONG KONG	5 047	11 265	6 460	ETHIOPIA	84	621	349
AUSTRALIA	8 257	32 104	18 220	KENYA	809	3 777	2 140
NEW ZEALAND	2 328	9 226	5 192	UGANDA	94	536	300
AMER OCEANIA	44	141	85	TANZANIA	396	1 800	1 009
276 PRINTNG,BOOKBINDNG MACHS				MOZAMBIQUE	74	281	166
IMPORTS	316 836	951 319	540 714	MADAGASCAR	14	91	54
FRANCE	33 805	66 791	37 501	REUNION	272	1 623	920
BELGIUM LUX	11 120	22 695	12 978	MAURITIUS	141	683	385
NETHERLANDS	37 357	90 872	51 650	ZAMBIA	66	544	310
ITALY	26 786	74 676	42 573	ZIMBABWE	676	3 058	1 732
UNTD KINGDOM	24 344	69 838	39 677	REP S AFRICA	11 031	50 701	28 785
IRELAND	1 907	17 343	9 730	USA	112 910	527 259	301 579
DENMARK	7 202	33 819	19 235	CANADA	15 374	67 957	38 516
GREECE	437	875	501	MEXICO	2 866	9 842	5 535
				BERMUDA	29	203	115

6 IMPORTS AND EXPORTS (SPECIAL TRADE) BY GROUPS OF THE SITC-REV. III AND BY COUNTRIES OF PRODUCTION AND CONSUMPTION 1988

GROUP COUNTRY	DT = 100 KG	1 000 DM	1 000 \$	GROUP COUNTRY	DT = 100 KG	1 000 DM	1 000 \$
GUATEMALA	1 180	4 075	2 357	SOUTH KOREA	121	148	82
HONDURAS	340	2 500	1 425	JAPAN	1 454	14 865	8 393
EL SALVADOR	630	2 307	1 285	TAIWAN	187	193	110
NICARAGUA	316	858	506	HONG KONG	66	74	43
COSTA RICA	255	1 302	736	AUSTRALIA	49	252	139
PANAMA	58	332	193				
CUBA	48	1 292	755	EXPORTS	346 107	1 390 490	788 377
HAITI	28	156	85				
BAHAMAS	14	148	84	FRANCE	24 881	107 870	61 314
DOMINIC REP	21	171	96	BELGIUM LUX	22 409	52 294	29 610
DOMINICA	34	214	122	NETHERLANDS	35 349	97 429	55 496
MARTINIQUE	190	957	544	ITALY	13 547	54 135	30 573
JAMAICA	529	1 829	1 051	UNTD KINGDOM	17 535	86 608	49 147
BARBADOS	141	874	480	IRELAND	1 903	11 199	6 290
TRINIDAD TOB	54	165	92	DENMARK	11 515	51 854	29 388
ARUBA	28	129	70	GREECE	6 152	14 418	8 273
NETH ANTILL	53	196	111	PORTUGAL	1 164	4 579	2 626
COLOMBIA	1 762	6 538	3 763	SPAIN	9 766	43 499	24 723
VENEZUELA	2 475	12 112	6 756	CANARY IS	585	2 339	1 288
ECUADOR	586	2 990	1 716	ICELAND	597	6 207	3 538
PERU	648	1 831	1 044	FAROE IS	13	149	88
BRAZIL	6 786	41 069	23 589	NORWAY	6 146	48 198	27 402
CHILE	2 585	6 842	3 830	SWEDEN	6 916	33 374	18 900
BOLIVIA	317	1 087	604	FINLAND	7 435	38 270	21 880
PARAGUAY	224	185	105	SWITZERLAND	15 112	65 143	37 160
URUGUAY	30	303	166	AUSTRIA	18 429	69 577	39 315
ARGENTINA	3 560	13 655	7 724	MALTA	42	266	150
CYPRUS	604	3 597	2 031	YUGOSLAVIA	3 859	11 735	6 704
LEBANON	291	461	261	TURKEY	2 612	9 730	5 492
SYRIA	277	572	313	SOVIET UNION	7 872	68 876	38 742
IRAQ	148	1 668	933	POLAND	1 795	11 700	6 691
IRAN	1 684	11 386	6 458	CZECHOSLOVA	1 629	8 585	4 876
ISRAEL	4 256	17 009	9 807	HUNGARY	4 127	13 474	7 672
JORDAN	577	1 297	750	BULGARIA	602	4 775	2 625
SAUDI ARABIA	3 365	11 495	6 620	MOROCCO	162	1 203	684
KUWAIT	851	4 201	2 359	ALGERIA	3 577	12 274	7 279
BAHRAIN	29	252	144	TUNISIA	333	1 627	926
QATAR	679	2 586	1 374	LIBYA	175	1 076	614
ARAB EMIRAT	1 527	7 450	4 256	EGYPT	2 231	10 080	5 712
OMAN	284	1 433	787	SUDAN	617	1 287	740
NORTH YEMEN	244	576	329	MAURITANIA	3	85	45
SOUTH YEMEN	5	107	62	BURKINA FASO	61	140	78
AFGHANISTAN	30	118	69	NIGER	29	67	37
PAKISTAN	817	1 799	1 021	CHAD	6	86	48
INDIA	1 535	9 831	5 615	SENEGAL	129	531	310
BANGLADESH	479	1 307	716	GAMBIA	32	193	109
SRI LANKA	679	2 121	1 181	IVORY COAST	163	706	400
NEPAL	4	62	33	GHANA	37	552	314
BHUTAN	77	328	194	TOGO	184	1 391	770
BURMA	215	1 088	637	BENIN	51	253	144
THAILAND	4 016	14 958	8 383	NIGERIA	2 287	6 721	3 948
VIETNAM	248	933	530	CAMEROON	238	1 294	750
KAMPUCHEA	98	479	273	CENT AFR REP	14	62	34
INDONESIA	3 083	13 520	7 746	ZAIRE	3 297	8 479	4 965
MALAYSIA	2 372	10 333	5 803	RWANDA	449	1 258	716
BRUNEI	498	2 443	1 310	BURUNDI	95	332	196
SINGAPORE	5 598	27 583	15 505	ANGOLA	34	171	93
PHILIPPINES	1 516	4 723	2 632	ETHIOPIA	117	775	443
MONGOLIA	7	108	61	KENYA	599	2 080	1 218
CHINA	12 515	55 321	31 535	UGANDA	44	240	132
SOUTH KOREA	7 956	32 637	18 289	TANZANIA	204	973	545
JAPAN	63 685	298 388	169 775	SEYCHELLES	33	221	125
TAIWAN	12 038	51 824	29 085	MADAGASCAR	138	497	292
HONG KONG	17 785	61 130	34 641	REUNION	309	1 052	560
AUSTRALIA	18 081	90 502	51 197	MAURITIUS	250	710	391
NEW ZEALAND	2 806	12 494	7 168	ZAMBIA	73	434	249
NEW CALEDON	60	605	344	ZIMBABWE	125	1 260	707
				MALAWI	104	632	350
727 FOOD-PROCESS.MCH.NON DOM				REP S AFRICA	7 521	33 248	18 789
IMPORTS	129 747	331 022	187 971	USA	23 033	106 067	60 160
FRANCE	11 642	29 597	16 826	CANADA	3 654	28 264	15 969
BELGIUM LUX	5 832	8 317	4 719	GREENLAND	110	1 456	866
NETHERLANDS	24 837	70 550	40 013	MEXICO	937	2 694	1 510
ITALY	23 638	61 999	35 259	GUATEMALA	166	497	289
UNTD KINGDOM	4 193	16 320	9 249	HONDURAS	173	843	455
IRELAND	244	477	267	EL SALVADOR	38	203	116
DENMARK	11 024	21 461	12 233	COSTA RICA	211	1 367	775
GREECE	536	426	249	PANAMA	10	116	66
PORTUGAL	116	514	307	CUBA	6	96	55
SPAIN	1 556	2 248	1 290	DOMINIC REP	61	252	144
ICELAND	7	91	52	MARTINIQUE	47	232	124
NORWAY	1 244	2 726	1 501	JAMAICA	26	123	70
SWEDEN	3 215	6 743	3 786	ST VINCENT	16	124	68
FINLAND	457	1 470	832	TRINIDAD TOB	49	378	212
SWITZERLAND	19 832	48 844	27 763	NETH ANTILL	16	72	41
AUSTRIA	12 856	25 344	14 343	COLOMBIA	555	2 086	1 187
YUGOSLAVIA	222	369	209	VENEZUELA	2 190	10 168	5 812
TURKEY	214	228	129	GUYANA	29	69	39
POLAND	2 218	3 104	1 762	SURINAME	5	72	41
CZECHOSLOVA	91	210	114	ECUADOR	392	839	479
HUNGARY	373	506	285	PERU	841	2 426	1 377
REP S AFRICA	23	70	39	BRAZIL	1 136	4 591	2 586
USA	2 721	12 890	7 409	CHILE	855	2 975	1 686
CANADA	84	482	285	BOLIVIA	15	133	73
BRAZIL	466	277	154	PARAGUAY	600	542	299
				URUGUAY	146	2 113	1 188
				ARGENTINA	1 218	4 291	2 462

## 6 IMPORTS AND EXPORTS (SPECIAL TRADE) BY GROUPS OF THE SITC-REV. III AND BY COUNTRIES OF PRODUCTION AND CONSUMPTION 1988

GROUP COUNTRY	DT = 100 KG	1 000 DM	1 000 \$	GROUP COUNTRY	DT = 100 KG	1 000 DM	1 000 \$
CYPRUS	211	740	398	BELGIUM LUX	234 313	551 364	314 143
LEBANON	78	158	86	NETHERLANDS	242 730	641 036	364 114
SYRIA	54	280	160	ITALY	182 679	630 228	358 514
IRAQ	965	4 181	2 380	UNTD KINGDOM	321 694	928 452	528 717
IRAN	2 772	7 251	4 115	IRELAND	15 568	47 692	27 081
ISRAEL	3 913	10 652	6 077	DENMARK	80 336	199 378	113 345
JORDAN	224	1 581	877	GREECE	25 854	56 133	31 841
SAUDI ARABIA	1 987	11 401	6 443	PORTUGAL	31 044	81 049	46 172
KUWAIT	161	904	513	SPAIN	165 567	404 141	230 225
BAHRAIN	177	404	233	CANARY IS	2 200	8 362	4 777
QATAR	22	122	68	CEUTA MEL	101	59	32
ARAB EMIRAT	529	1 619	911	ICELAND	1 180	3 735	2 113
OMAN	5	109	63	NORWAY	41 216	95 338	54 290
NORTH YEMEN	167	532	308	SWEDEN	127 288	367 442	208 672
AFGHANISTAN	139	77	43	FINLAND	49 125	157 317	89 514
PAKISTAN	454	1 420	782	SWITZERLAND	188 416	544 919	309 930
INDIA	426	3 562	2 030	AUSTRIA	223 109	554 190	315 555
BANGLADESH	502	1 941	1 152	ANDORRA	19	78	46
SRI LANKA	61	381	210	MALTA	489	2 876	1 640
BURMA	14	57	33	YUGOSLAVIA	27 811	97 159	55 276
THAILAND	1 879	5 234	2 986	TURKEY	83 882	127 589	71 689
INDONESIA	1 421	3 273	1 865	SOVIET UNION	71 872	347 949	199 716
MALAYSIA	1 714	3 286	1 875	POLAND	28 210	98 035	55 384
SINGAPORE	1 334	3 760	2 085	CZECHOSLOVA	33 217	153 036	86 890
PHILIPPINES	572	2 797	1 553	HUNGARY	23 240	78 805	45 073
CHINA	14 991	43 020	24 119	ROMANIA	904	6 716	3 741
SOUTH KOREA	3 447	15 114	8 566	BULGARIA	16 291	62 296	35 038
JAPAN	8 236	42 800	24 100	ALBANIA	29	164	93
TAIWAN	12 515	24 186	13 215	MOROCCO	2 198	9 867	5 569
HONG KONG	243	1 242	697	ALGERIA	11 470	40 436	22 975
AUSTRALIA	2 823	10 486	5 926	TUNISIA	2 053	10 324	5 856
PAPUA NEW G	65	334	189	LIBYA	9 187	38 108	21 381
NEW ZEALAND	415	2 255	1 285	EGYPT	13 493	38 363	21 674
NEW CALEDON	17	57	31	SUDAN	902	3 869	2 181
WEST SAMOA	48	336	188	MALI	78	567	314
FR POLYNESIA	1 155	2 971	1 641	BURKINA FASO	583	2 808	1 561
				NIGER	5	61	34
				SENEGAL	155	975	558
				GAMBIA	400	249	143
				GUINEA	556	750	408
				SIERRA LEONE	1 005	1 006	583
				LIBERIA	2 586	2 260	1 249
				IVORY COAST	1 082	5 264	2 952
				GHANA	4 800	6 660	3 818
				TOGO	269	795	436
				BENIN	16	78	41
				NIGERIA	7 109	16 790	9 671
				CAMEROON	2 176	2 475	1 397
				CENT AFR REP	77	461	263
				GABON	1 355	4 923	2 666
				CONGO	66	285	161
				ZAIRE	2 377	6 391	3 630
				RWANDA	204	1 133	643
				BURUNDI	43	107	63
				ANGOLA	222	1 193	647
				ETHIOPIA	3 011	6 382	3 638
				DJIBOUTI	23	104	57
				SOMALIA	378	479	272
				KENYA	1 958	4 335	2 427
				UGANDA	1 292	2 966	1 682
				TANZANIA	996	2 321	1 344
				SEYCHELLES	403	1 042	555
				MOZAMBIQUE	729	967	554
				MADAGASCAR	607	2 749	1 623
				REUNION	25	243	137
				MAURITIUS	815	1 696	951
				MAYOTTE	8	73	42
				ZAMBIA	446	1 332	750
				ZIMBABWE	916	5 171	2 919
				MALAWI	381	920	515
				REP S AFRICA	47 070	111 406	63 049
				SWAZILAND	219	535	297
				LESOTHO	79	141	80
				USA	379 305	1 359 941	770 694
				CANADA	57 017	160 297	91 762
				GREENLAND	62	266	144
				MEXICO	16 092	59 012	33 470
				GUATEMALA	1 209	3 885	2 156
				BELIZE	70	474	279
				HONDURAS	237	262	146
				EL SALVADOR	419	1 464	827
				NICARAGUA	41	232	131
				COSTA RICA	180	996	556
				PANAMA	85	474	274
				CUBA	1 016	4 431	2 479
				HAITI	220	543	314
				DOMINIC REP	359	1 228	700
				MARTINIQUE	67	332	191
				JAMAICA	59	509	285
				BARBADOS	175	183	104
				TRINIDAD TOB	374	1 834	1 075
				NETH ANTILL	205	1 154	662
				COLOMBIA	8 465	23 410	13 270
				VENEZUELA	21 500	76 170	43 384
				GUYANA	178	301	175
				SURINAME	126	147	83
				FRENCH GUIAN	256	1 247	720
728 OTH. MACH, PTS, SPCL INDUST							
IMPORTS	1 081 576	2 729 528	1 554 443				
FRANCE	93 587	209 190	118 784				
BELGIUM LUX	55 403	95 541	54 422				
NETHERLANDS	115 769	240 959	137 256				
ITALY	201 170	400 440	228 102				
UNTD KINGDOM	48 540	144 754	82 199				
IRELAND	2 778	4 513	2 601				
DENMARK	24 483	57 390	32 585				
GREECE	956	958	541				
PORTUGAL	2 204	3 582	2 046				
SPAIN	14 933	37 640	21 276				
NORWAY	6 386	17 618	9 966				
SWEDEN	45 946	138 618	79 024				
FINLAND	8 456	19 204	10 874				
SWITZERLAND	109 107	447 128	254 806				
AUSTRIA	149 739	299 159	170 287				
MALTA	20	74	39				
YUGOSLAVIA	7 129	4 677	2 663				
TURKEY	8 658	3 950	2 247				
SOVIET UNION	32 340	8 880	5 063				
POLAND	9 629	3 563	2 054				
CZECHOSLOVA	9 817	7 340	4 264				
HUNGARY	34 338	13 095	7 502				
ROMANIA	3 138	719	389				
BULGARIA	93	193	107				
TUNISIA	13	75	43				
LIBERIA	284	340	203				
IVORY COAST	33	56	31				
CAMEROON	1	57	31				
REP S AFRICA	4 939	2 434	1 371				
USA	42 761	279 035	158 186				
CANADA	3 695	17 673	10 140				
MEXICO	128	700	385				
BRAZIL	981	2 896	1 631				
IRAQ	52	99	54				
IRAN	155	52	30				
ISRAEL	1 080	9 991	5 587				
SAUDI ARABIA	40	145	83				
ARAB EMIRAT	208	67	39				
INDIA	613	194	108				
THAILAND	1 179	303	167				
INDONESIA	14	141	84				
MALAYSIA	118	213	120				
SINGAPORE	137	621	351				
PHILIPPINES	66	670	389				
CHINA	2 968	3 010	1 640				
SOUTH KOREA	2 624	1 857	1 035				
JAPAN	23 877	236 425	136 148				
TAIWAN	8 898	7 815	4 434				
HONG KONG	151	641	365				
AUSTRALIA	643	4 037	2 238				
NEW ZEALAND	1 034	299	173				
UNID COUNTR	52	61	35				
EXPORTS	3 752 842	11 253 367	6 393 944				
FRANCE	374 239	1 060 344	603 350				

6 IMPORTS AND EXPORTS (SPECIAL TRADE) BY GROUPS OF THE SITC-REV. III AND BY COUNTRIES OF PRODUCTION AND CONSUMPTION 1980

GROUP COUNTRY	DT = 100 KG	1 000 DM	1 000 \$	GROUP COUNTRY	DT = 100 KG	1 000 DM	1 000 \$
ECUADOR	754	3 632	2 070	BELGIUM LUX	35 562	129 025	72 925
PERU	993	4 435	2 573	NETHERLANDS	38 612	122 806	70 399
BRAZIL	11 341	57 690	32 548	ITALY	93 322	306 397	173 658
CHILE	6 798	13 545	7 638	UNTD KINGDOM	73 626	313 099	178 824
BOLIVIA	334	781	434	IRELAND	2 004	4 007	2 250
PARAGUAY	970	1 463	822	DENMARK	12 708	49 959	28 377
URUGUAY	402	1 671	968	GREECE	6 164	8 823	4 916
ARGENTINA	9 559	31 096	17 546	PORTUGAL	10 059	17 163	9 681
CYPRUS	2 032	4 580	2 564	SPAIN	36 631	81 528	46 565
LEBANON	281	1 150	631	CANARY IS	89	147	82
SYRIA	2 461	5 071	2 967	ICELAND	34	206	118
IRAQ	6 865	26 064	14 799	NORWAY	5 533	18 955	10 775
IRAN	25 837	86 185	48 501	SWEDEN	35 809	164 380	93 120
ISRAEL	14 442	48 515	27 680	FINLAND	10 134	27 584	15 621
JORDAN	1 126	3 426	1 914	SWITZERLAND	67 008	275 998	156 492
SAUDI ARABIA	16 066	40 778	23 224	AUSTRIA	79 626	351 817	197 559
KUWAIT	3 017	5 717	3 230	MALTA	354	1 752	1 020
BAHRAIN	551	2 337	1 321	YUGOSLAVIA	22 287	73 754	42 268
QATAR	233	1 683	942	TURKEY	20 857	33 060	18 647
ARAB EMIRAT	5 438	11 784	6 667	SOVIET UNION	97 016	636 370	359 674
OMAN	745	1 636	941	POLAND	9 320	57 080	32 257
NORTH YEMEN	1 241	1 530	864	CZECHOSLOVA	9 071	65 146	36 643
SOUTH YEMEN	148	470	268	HUNGARY	5 548	23 064	12 931
AFGHANISTAN	91	323	175	BULGARIA	10 604	70 265	40 195
PAKISTAN	8 187	15 480	8 908	ALBANIA	83	507	278
INDIA	36 439	103 927	59 112	MOROCCO	355	1 489	817
BANGLADESH	1 481	3 345	1 851	ALGERIA	1 209	8 125	4 589
SRI LANKA	1 257	2 844	1 571	TUNISIA	252	1 109	619
NEPAL	1 427	3 591	2 027	LIBYA	450	2 765	1 655
BURMA	320	3 255	1 834	EGYPT	519	1 783	1 010
THAILAND	24 976	60 915	34 739	SUDAN	118	174	100
VIETNAM	129	544	317	MAURITANIA	117	407	216
INDONESIA	18 799	63 624	36 201	BURKINA FASO	40	101	54
MALAYSIA	5 908	18 485	10 444	NIGER	125	483	259
BRUNEI	41	187	109	SENEGAL	104	225	129
SINGAPORE	16 342	56 577	31 908	GUINEA	70	80	44
PHILIPPINES	3 982	15 488	8 875	GHANA	49	209	116
MONGOLIA	7	111	62	NIGERIA	455	982	576
CHINA	94 493	371 204	209 909	CAMEROON	71	114	65
NORTH KOREA	2 967	4 940	2 699	ZAIRE	189	516	300
SOUTH KOREA	63 024	254 632	143 909	ANGOLA	56	179	102
JAPAN	54 596	255 749	144 309	ETHIOPIA	56	125	71
TAIWAN	32 528	114 578	65 002	KENYA	90	224	130
HONG KONG	12 507	35 951	20 284	TANZANIA	191	586	329
AUSTRALIA	50 242	150 624	85 665	ZAMBIA	732	1 387	792
PAPUA NEW G	2 086	2 645	1 501	ZIMBABWE	98	211	123
NEW ZEALAND	4 427	13 894	7 895	MALAWI	50	149	79
NEW CALEDON	221	381	208	REP S AFRICA	15 178	23 489	13 389
FR POLYNESIA	467	655	385	BOTSWANA	100	189	109
				USA	89 397	390 483	222 153
				CANADA	14 174	49 242	28 122
				MEXICO	7 815	35 967	20 584
				HONDURAS	69	71	42
				EL SALVADOR	72	172	103
				COSTA RICA	15	103	56
				CUBA	176	1 876	1 036
				HAITI	17	59	34
				DOMINIC REP	508	1 077	635
				COLOMBIA	944	1 792	1 031
				VENEZUELA	1 961	9 213	5 270
				GUYANA	8	53	30
				ECUADOR	158	323	185
				PERU	328	1 286	727
				BRAZIL	15 676	66 909	38 079
				CHILE	3 249	2 077	1 168
				BOLIVIA	53	57	30
				PARAGUAY	958	837	488
				URUGUAY	143	78	44
				ARGENTINA	5 265	8 610	4 868
				LEBANON	112	214	123
				SYRIA	9	51	30
				IRAQ	25 772	104 152	59 372
				IRAN	24 214	161 730	91 255
				ISRAEL	1 059	3 640	2 078
				JORDAN	421	231	133
				SAUDI ARABIA	478	2 379	1 335
				KUWAIT	46	232	138
				BAHRAIN	138	248	141
				ARAB EMIRAT	278	1 153	652
				NORTH YEMEN	66	58	34
				PAKISTAN	3 036	13 113	7 365
				INDIA	27 245	78 853	45 152
				BANGLADESH	36	104	59
				SRI LANKA	162	439	253
				NEPAL	59	624	357
				BURMA	206	1 039	593
				THAILAND	13 179	6 703	3 674
				INDONESIA	1 541	7 627	4 306
				MALAYSIA	605	2 073	1 187
				SINGAPORE	2 594	9 762	5 456
				PHILIPPINES	151	415	237
				CHINA	28 036	97 558	54 853
				NORTH KOREA	320	1 355	725
				SOUTH KOREA	27 173	112 248	62 579
				JAPAN	9 565	62 906	35 391
				TAIWAN	3 385	17 573	9 788
				HONG KONG	929	4 787	2 654
731 METAL REMOVAL WORK TOOLS							
IMPORTS	573 585	1 649 654	939 774				
FRANCE	16 991	41 318	23 590				
BELGIUM LUX	6 532	14 392	8 188				
NETHERLANDS	12 152	36 331	20 994				
ITALY	59 334	167 105	95 850				
UNTD KINGDOM	30 931	99 673	56 722				
IRELAND	630	1 575	905				
DENMARK	5 522	8 689	4 900				
GREECE	36	85	48				
PORTUGAL	314	1 063	614				
SPAIN	30 090	52 822	30 288				
NORWAY	1 206	1 321	732				
SWEDEN	10 947	48 643	27 644				
FINLAND	882	2 276	1 290				
SWITZERLAND	82 991	509 173	290 688				
AUSTRIA	30 987	83 260	47 212				
YUGOSLAVIA	7 435	8 114	4 611				
TURKEY	847	1 021	592				
SOVIET UNION	9 966	10 258	5 808				
POLAND	7 723	6 363	3 646				
CZECHOSLOVA	18 184	16 239	9 130				
HUNGARY	5 703	9 843	5 689				
ROMANIA	5 220	2 406	1 390				
BULGARIA	6 847	4 027	2 292				
MOROCCO	9	61	32				
USA	9 736	53 100	30 245				
CANADA	724	1 809	1 022				
BRAZIL	4 338	4 200	2 419				
ARGENTINA	234	749	401				
ISRAEL	95	81	43				
ARAB EMIRAT	96	152	90				
INDIA	1 140	1 090	624				
SINGAPORE	1 807	3 441	1 950				
CHINA	30 663	17 989	10 184				
SOUTH KOREA	4 647	6 274	3 548				
JAPAN	104 617	382 011	216 259				
TAIWAN	63 175	52 102	29 797				
HONG KONG	149	250	141				
AUSTRALIA	28	131	71				
UNTD COUNTR	442	71	42				
EXPORTS	1 129 288	4 622 064	2 619 721				
FRANCE	108 566	460 923	261 925				

6 IMPORTS AND EXPORTS (SPECIAL TRADE) BY GROUPS OF THE SITC-REV. III AND BY COUNTRIES OF PRODUCTION AND CONSUMPTION 1988

GROUP COUNTRY	DT = 100 KG	1 000 DM	1 000 \$	GROUP COUNTRY	DT = 100 KG	1 000 DM	1 000 \$
AUSTRALIA	5 504	20 215	11 443	NICARAGUA	25	197	104
PAPUA NEW G	32	68	39	COSTA RICA	13	79	48
NEW ZEALAND	150	422	242	PANAMA	32	69	42
<b>733 MACH-TOOLS, METAL-WORKING</b>				CUBA	146	830	472
IMPORTS	270 777	481 510	274 375	TRINIDAD TOB	30	166	95
FRANCE	28 227	37 075	21 077	COLOMBIA	1 654	1 239	708
BELGIUM LUX	36 051	36 980	21 157	VENEZUELA	1 939	8 698	4 863
NETHERLANDS	19 100	25 632	14 575	ECUADOR	100	339	190
ITALY	34 877	78 532	44 748	PERU	200	417	246
UNTD KINGDOM	7 827	21 703	12 366	BRAZIL	5 810	16 949	9 624
IRELAND	689	424	236	CHILE	1 548	866	493
DENMARK	10 379	13 885	7 921	BOLIVIA	111	98	57
GREECE	300	1 397	798	PARAGUAY	242	764	456
PORTUGAL	90	71	42	URUGUAY	181	94	53
SPAIN	13 515	20 173	11 365	ARGENTINA	3 684	11 339	6 268
NORWAY	1 042	474	274	CYPRUS	55	129	71
SWEDEN	4 537	9 490	5 427	SYRIA	637	836	466
FINLAND	1 150	1 845	1 054	IRAQ	19 376	61 596	34 316
SWITZERLAND	33 459	100 339	57 195	IRAN	22 835	81 731	46 852
AUSTRIA	13 055	19 917	11 238	ISRAEL	4 918	13 951	7 942
YUGOSLAVIA	1 908	1 408	798	JORDAN	339	274	153
TURKEY	9 473	4 266	2 417	SAUDI ARABIA	1 879	6 169	3 415
SOVIET UNION	3 113	1 713	988	KUWAIT	662	2 164	1 197
CZECHOSLOVA	7 804	3 368	1 927	BAHRAIN	324	100	59
HUNGARY	4 885	2 833	1 614	QATAR	57	82	49
ROMANIA	2 617	1 104	658	ARAB EMIRAT	381	810	458
REP S AFRICA	138	78	46	NORTH YEMEN	8	63	34
USA	18 775	55 515	31 665	PAKISTAN	4 079	2 962	1 657
CANADA	390	868	494	INDIA	10 455	33 504	18 690
BRAZIL	17	145	82	SRI LANKA	119	339	200
ISRAEL	4 614	2 647	1 495	BURMA	521	1 665	929
INDIA	263	255	143	THAILAND	12 833	6 612	3 784
BURMA	11	111	63	INDONESIA	1 733	8 146	4 585
SINGAPORE	1 388	1 145	675	MALAYSIA	456	885	484
CHINA	163	142	80	SINGAPORE	1 359	4 380	2 478
JAPAN	10 100	36 786	21 075	PHILIPPINES	893	678	388
TAIWAN	595	969	550	CHINA	30 672	74 827	41 619
HONG KONG	74	72	41	NORTH KOREA	22	116	62
EXPORTS	749 645	1 876 649	1 064 162	SOUTH KOREA	7 058	25 307	14 329
FRANCE	53 912	140 206	79 625	JAPAN	8 604	32 178	18 395
BELGIUM LUX	39 488	74 730	42 463	TAIWAN	7 930	24 997	14 325
NETHERLANDS	37 304	74 108	42 138	HONG KONG	1 163	4 517	2 498
ITALY	64 438	163 592	92 723	AUSTRALIA	4 025	12 266	6 839
UNTD KINGDOM	36 171	110 530	62 446	PAPUA NEW G	21	96	57
IRELAND	2 444	6 188	3 475	NEW ZEALAND	296	2 214	1 295
DENMARK	10 413	24 841	14 161	<b>735 PARTS, NES, FOR MACH-TOOLS</b>			
GREECE	4 748	5 441	3 067	IMPORTS	374 999	829 885	471 851
PORTUGAL	8 236	16 211	9 118	FRANCE	86 325	87 472	49 890
SPAIN	21 628	50 271	28 491	BELGIUM LUX	20 661	33 199	18 878
CANARY IS	63	119	64	NETHERLANDS	53 307	62 984	36 110
ICELAND	66	156	89	ITALY	39 621	83 786	47 568
NORWAY	4 456	13 503	7 598	UNTD KINGDOM	16 911	64 149	36 401
SWEDEN	40 333	88 431	51 066	IRELAND	687	2 838	1 610
FINLAND	7 608	21 811	12 293	DENMARK	2 645	8 581	4 862
SWITZERLAND	49 372	105 270	59 816	GREECE	51	102	57
AUSTRIA	37 212	80 566	45 637	PORTUGAL	137	442	250
MALTA	169	531	308	SPAIN	13 417	16 599	9 619
YUGOSLAVIA	13 496	27 483	15 311	NORWAY	422	1 622	926
TURKEY	11 923	16 175	9 201	SWEDEN	8 581	33 453	19 011
SOVIET UNION	35 398	148 292	84 313	FINLAND	1 239	2 878	1 617
POLAND	7 621	26 550	15 375	SWITZERLAND	63 067	241 825	137 715
CZECHOSLOVA	4 866	27 136	15 298	AUSTRIA	13 669	55 437	31 014
HUNGARY	3 461	7 260	4 128	MALTA	11	77	44
ROMANIA	236	1 355	735	YUGOSLAVIA	12 674	9 048	5 162
BULGARIA	14 811	36 369	20 594	TURKEY	984	399	226
MOROCCO	553	650	370	SOVIET UNION	1 464	1 009	578
ALGERIA	2 135	7 533	4 295	POLAND	3 951	4 258	2 436
TUNISIA	88	466	260	CZECHOSLOVA	4 447	2 929	1 669
LIBYA	1 006	4 531	2 546	HUNGARY	2 694	2 321	1 338
EGYPT	1 991	4 431	2 514	ROMANIA	2 020	785	453
SUDAN	106	169	97	BULGARIA	183	431	244
SENEGAL	47	243	144	REP S AFRICA	16	102	58
IVORY COAST	58	209	123	USA	7 994	46 578	26 446
GHANA	32	113	62	CANADA	191	1 000	565
NIGERIA	2 237	3 061	1 677	MEXICO	6	51	30
CAMEROON	27	58	32	COSTA RICA	48	568	323
GABON	10	73	40	BRAZIL	114	731	418
ZAIRE	313	384	220	ARGENTINA	120	213	121
RWANDA	38	292	164	ISRAEL	508	8 368	4 795
ETHIOPIA	115	863	494	INDIA	1 741	1 994	1 147
KENYA	40	102	60	SINGAPORE	454	843	474
UGANDA	192	1 295	712	CHINA	1 979	2 545	1 449
TANZANIA	122	580	324	SOUTH KOREA	946	2 355	1 344
MAURITIUS	50	104	57	JAPAN	8 928	44 227	25 132
ZAMBIA	309	819	440	TAIWAN	2 457	2 993	1 675
ZIMBABWE	186	720	412	HONG KONG	83	122	66
REP S AFRICA	16 591	12 603	7 151	UNID COUNTR	202	74	42
USA	42 142	102 231	58 413	EXPORTS	374 599	1 681 321	955 399
CANADA	8 590	16 079	9 154	FRANCE	42 731	174 844	99 350
MEXICO	3 094	5 544	3 163	BELGIUM LUX	23 321	80 692	46 240
GUATEMALA	68	198	112	NETHERLANDS	62 410	101 816	58 054
EL SALVADOR	55	75	44	ITALY	24 824	97 378	55 430

6 IMPORTS AND EXPORTS (SPECIAL TRADE) BY GROUPS OF THE SITC-REV. III AND BY COUNTRIES OF PRODUCTION AND CONSUMPTION 1988

GROUP COUNTRY	DT = 100 KG	1 000 DM	1 000 \$	GROUP COUNTRY	DT = 100 KG	1 000 DM	1 000 \$
UNTD KINGDOM	22 793	111 972	63 653	SOUTH KOREA	1 845	17 436	9 872
IRELAND	623	3 380	1 935	JAPAN	2 866	34 504	19 554
DENMARK	3 776	21 160	12 024	TAIWAN	1 261	9 653	5 524
GREECE	1 051	2 627	1 486	HONG KONG	267	2 216	1 262
PORTUGAL	766	6 522	3 708	AUSTRALIA	1 077	8 102	4 577
SPAIN	27 228	77 954	44 104	PAPUA NEW G	2	115	67
CEUTA MEL	6	56	33	NEW ZEALAND	34	576	328
ICELAND	40	237	133				
NORWAY	1 750	8 719	4 952	737 METALWORKING MACHNRY NES			
SWEDEN	7 219	53 969	30 678	IMPORTS	433 932	567 951	322 752
FINLAND	3 420	15 025	8 598	FRANCE	59 969	54 425	31 006
SWITZERLAND	46 439	171 151	97 356	BELGIUM LUX	87 145	46 610	26 564
AUSTRIA	20 253	99 507	56 472	NETHERLANDS	29 126	36 167	20 491
MALTA	804	1 747	988	ITALY	45 579	68 893	39 328
YUGOSLAVIA	4 521	23 548	13 394	UNTD KINGDOM	41 044	40 824	23 308
TURKEY	1 052	5 860	3 345	IRELAND	120	1 336	770
SOVIET UNION	5 541	38 895	22 160	DENMARK	5 606	13 641	7 777
POLAND	2 508	17 136	9 859	GREECE	2 007	929	540
CZECHOSLOVA	2 672	18 314	10 312	PORTUGAL	129	739	424
HUNGARY	1 345	11 233	6 426	SPAIN	13 243	8 968	5 134
ROMANIA	100	407	227	ICELAND		61	37
BULGARIA	1 765	12 151	6 848	NORWAY	1 122	779	441
MOROCCO	53	626	352	SWEDEN	30 380	25 035	14 300
ALGERIA	1 764	11 642	6 586	FINLAND	3 206	6 867	3 916
TUNISIA	85	987	563	SWITZERLAND	20 203	109 024	62 035
LIBYA	317	4 096	2 300	AUSTRIA	41 014	41 698	23 670
EGYPT	485	5 962	3 337	YUGOSLAVIA	4 161	3 149	1 774
SUDAN	66	270	155	TURKEY	210	266	154
MAURITANIA	8	58	33	SOVIET UNION	687	480	270
MALI	75	100	59	POLAND	9 583	1 754	978
SENEGAL	8	327	185	CZECHOSLOVA	939	958	536
GUINEA	7	65	38	HUNGARY	2 307	1 815	1 040
LIBERIA	61	246	142	ROMANIA	31	59	35
IVORY COAST	12	288	158	BULGARIA	1 564	1 781	1 035
GHANA	67	555	313	REP S AFRICA	521	149	82
NIGERIA	681	3 312	1 879	USA	9 199	48 227	27 243
CAMEROON	4	129	70	CANADA	151	1 001	580
GABON	4	75	42	MEXICO	158	568	314
CONGO	50	85	47	DOMINIC REP	47	286	157
ZAIRE	14	341	195	BRAZIL	173	91	50
RWANDA	2	56	30	ISRAEL	114	644	366
ANGOLA	63	1 179	673	INDIA	55	64	36
ETHIOPIA	43	196	114	MALAYSIA	7	164	99
KENYA	18	221	129	SINGAPORE	71	308	176
UGANDA	22	208	115	SOUTH KOREA	525	399	218
TANZANIA	69	670	377	JAPAN	19 141	43 124	24 095
ZAMBIA	22	278	157	TAIWAN	377	999	564
ZIMBABWE	8	102	56	HONG KONG	3 951	5 378	3 041
REP S AFRICA	1 969	12 659	7 205	AUSTRALIA	11	123	71
USA	24 315	176 067	99 821	EXPORTS	912 996	1 737 343	988 584
CANADA	9 917	22 319	12 719	FRANCE	152 042	173 390	98 772
MEXICO	1 783	20 924	11 958	BELGIUM LUX	147 945	122 230	69 707
GUATEMALA	9	106	57	NETHERLANDS	74 767	102 935	58 839
HONDURAS	8	214	120	ITALY	33 594	103 216	58 449
COSTA RICA	42	525	296	UNTD KINGDOM	48 216	118 613	67 969
CUBA	32	524	292	IRELAND	907	3 750	2 113
HAITI	5	64	35	DENMARK	4 767	23 700	13 555
DOMINIC REP	17	207	121	GREECE	7 113	8 193	4 601
MARTINIQUE	4	98	57	PORTUGAL	1 523	7 891	4 485
JAMAICA	2	97	54	SPAIN	24 520	95 169	54 103
TRINIDAD TOB	6	182	106	CANARY IS	79	373	200
COLOMBIA	96	953	531	ICELAND	44	403	227
VENEZUELA	293	2 348	1 326	FAROE IS	46	360	198
ECUADOR	40	335	187	NORWAY	27 774	13 373	7 644
PERU	46	477	266	SWEDEN	42 692	71 964	41 011
BRAZIL	3 384	36 967	20 825	FINLAND	11 020	19 590	11 105
CHILE	145	882	493	SWITZERLAND	25 115	76 802	43 583
PARAGUAY	43	266	149	AUSTRIA	52 268	79 767	45 280
URUGUAY	4	76	43	MALTA	134	583	339
ARGENTINA	273	3 763	2 118	YUGOSLAVIA	9 037	22 499	12 664
CYPRUS	16	160	92	TURKEY	8 176	11 183	6 356
LEBANON	16	115	63	SOVIET UNION	12 582	75 021	43 435
SYRIA	12	266	154	POLAND	5 527	21 762	12 528
IRAQ	1 975	37 397	21 166	CZECHOSLOVA	2 951	22 765	13 069
IRAN	3 269	20 546	11 662	HUNGARY	2 474	12 299	6 905
ISRAEL	825	7 007	4 009	ROMANIA	252	949	521
JORDAN	13	247	142	BULGARIA	1 490	7 885	4 461
SAUDI ARABIA	464	4 941	2 842	MOROCCO	162	414	231
KUWAIT	35	388	219	ALGERIA	6 255	7 239	4 106
BAHRAIN	83	246	138	TUNISIA	16	237	128
QATAR	26	104	58	LIBYA	1 068	4 356	2 435
ARAB EMIRAT	104	588	335	EGYPT	1 753	3 885	2 222
OMAN	9	74	38	SUDAN	122	164	93
NORTH YEMEN	18	455	260	SENEGAL	15	55	31
PAKISTAN	1 209	2 352	1 306	LIBERIA	40	212	120
INDIA	3 236	28 808	16 413	GHANA	84	536	308
BANGLADESH	3	159	91	NIGERIA	460	1 922	1 116
SRI LANKA	8	189	111	ZAIRE	83	354	201
BURMA	40	638	363	ANGOLA	52	203	118
THAILAND	1 549	3 192	1 773	ETHIOPIA	170	112	64
VIETNAM	117	823	469	KENYA	98	186	104
INDONESIA	196	2 061	1 163	UGANDA	34	108	60
MALAYSIA	117	1 119	625	TANZANIA	30	153	89
SINGAPDRE	876	7 608	4 305				
PHILIPPINES	33	602	340				
CHINA	3 402	18 654	10 554				
NORTH KOREA	122	869	496				

6 IMPORTS AND EXPORTS (SPECIAL TRADE) BY GROUPS OF THE SITC-REV. III AND BY COUNTRIES OF PRODUCTION AND CONSUMPTION 1988

GROUP COUNTRY	DT = 100 KG	1 000 DM	1 000 \$	GROUP COUNTRY	DT = 100 KG	1 000 DM	1 000 \$
MOZAMBIQUE	81	342	189	SOUTH KOREA	835	963	543
ZAMBIA	28	252	149	JAPAN	37 139	68 277	38 696
ZIMBABWE	432	893	498	TAIWAN	530	1 305	744
REP S AFRICA	7 341	14 192	8 018	HONG KONG	1 221	2 053	1 169
USA	20 033	87 453	49 711	AUSTRALIA	111	1 105	646
CANADA	12 493	25 330	14 016	EXPORTS	2 024 925	4 820 654	2 737 641
MEXICO	6 986	14 023	7 891	742 PUMPS FOR LIQUIDS,PARTS			
HONDURAS	15	87	49	IMPORTS	580 584	1 161 178	662 297
EL SALVADOR	21	72	40	FRANCE	69 532	222 998	127 783
CUBA	6	68	40	BELGIUM LUX	8 399	18 477	10 508
HAITI	72	66	34	NETHERLANDS	34 931	62 878	35 715
JAMAICA	53	456	250	ITALY	70 017	125 496	71 624
TRINIDAD TOB	78	724	403	UNTD KINGDOM	21 829	61 696	35 042
NETH ANTILL	15	92	52	IRELAND	18 081	34 253	19 602
COLOMBIA	408	1 237	683	DENMARK	177 196	108 877	62 306
VENEZUELA	14 109	11 494	6 414	GREECE	27	184	100
ECUADOR	108	605	347	PORTUGAL	721	912	515
PERU	213	507	296	SPAIN	11 497	14 007	7 999
BRAZIL	1 502	7 979	4 429	NORWAY	1 633	4 482	2 547
CHILE	1 321	1 429	826	SWEDEN	14 579	41 589	23 671
PARAGUAY	29	681	368	FINLAND	1 899	7 144	4 108
URUGUAY	13	121	70	SWITZERLAND	38 441	133 887	76 436
ARGENTINA	2 165	6 861	3 863	AUSTRIA	25 417	81 662	46 424
CYPRUS	40	101	56	MALTA	45	193	110
LEBANON	19	115	66	YUGOSLAVIA	5 672	5 730	3 266
SYRIA	31	271	148	TURKEY	259	1 019	571
IRAQ	3 283	16 861	9 675	POLAND	5 202	928	536
IRAN	3 807	14 178	7 806	CZECHOSLOVA	3 621	3 333	1 900
ISRAEL	994	6 076	3 488	HUNGARY	3 355	3 381	1 919
JORDAN	68	160	94	BULGARIA	52	102	58
SAUDI ARABIA	2 449	5 544	3 162	EGYPT	101	87	49
KUWAIT	40	448	260	KENYA	1	109	64
BAHRAIN	91	131	73	REP S AFRICA	134	576	328
QATAR	80	315	171	USA	48 700	154 373	87 726
ARAB EMIRAT	93	499	280	CANADA	629	1 841	1 054
OMAN	50	176	103	MEXICO	680	2 119	1 186
NORTH YEMEN	16	62	36	PERU	103	351	202
PAKISTAN	507	1 032	579	BRAZIL	6 407	25 945	14 759
INDIA	3 426	14 159	7 986	ARGENTINA	4	114	66
BANGLADESH	8	70	39	IRAQ	2	147	85
SRI LANKA	35	159	88	ISRAEL	41	113	67
BURMA	160	94	54	JORDAN	23	71	41
THAILAND	1 438	2 177	1 225	SAUDI ARABIA	134	204	118
INDONESIA	2 735	3 659	2 088	KUWAIT	4	116	70
MALAYSIA	417	3 834	2 141	ARAB EMIRAT	27	179	101
SINGAPORE	615	5 036	2 891	NORTH YEMEN	6	51	30
PHILIPPINES	911	930	523	INDIA	2 513	11 986	6 823
MONGOLIA	15	140	76	THAILAND	3	70	41
CHINA	76 126	79 795	45 278	SINGAPORE	78	243	139
SOUTH KOREA	14 444	81 824	46 518	CHINA	497	123	68
JAPAN	11 584	63 018	36 311	SOUTH KOREA	366	438	245
TAIWAN	4 250	13 980	7 870	JAPAN	5 991	25 782	14 653
HONG KONG	1 413	5 499	3 129	TAIWAN	1 172	1 088	612
AUSTRALIA	7 764	22 268	12 492	HONG KONG	195	221	125
NEW ZEALAND	568	2 059	1 194	AUSTRALIA	126	804	457
				NEW ZEALAND	23	59	32
				FIJI		104	60
741 HEATING,COOLING EQUIP,PART				EXPORTS	946 726	4 109 518	2 339 133
IMPORTS	948 322	1 876 423	1 067 553	FRANCE	127 607	607 670	347 085
FRANCE	149 782	257 042	146 317	BELGIUM LUX	43 871	166 527	94 843
BELGIUM LUX	42 895	56 616	31 979	NETHERLANDS	60 963	237 292	135 284
NETHERLANDS	78 007	150 903	86 072	ITALY	100 207	513 081	293 104
ITALY	174 030	274 602	156 599	UNTD KINGDOM	71 532	362 397	206 087
UNTD KINGDOM	53 094	103 326	58 617	IRELAND	12 569	16 497	9 300
IRELAND	6 747	16 782	9 564	DENMARK	16 330	57 742	32 932
DENMARK	37 671	97 449	55 533	GREECE	8 992	25 081	14 275
GREECE	610	756	429	PORTUGAL	3 203	17 168	9 798
PORTUGAL	2 975	4 422	2 503	SPAIN	25 912	110 494	62 931
SPAIN	24 294	23 131	13 141	CANARY IS	166	1 137	644
NORWAY	3 505	7 597	4 353	CEUTA MEL	80	156	87
SWEDEN	45 040	88 054	50 137	ICELAND	430	1 796	1 011
FINLAND	19 063	18 359	10 450	NORWAY	11 419	49 135	28 003
SWITZERLAND	53 478	211 422	120 468	SWEDEN	65 414	286 447	162 870
AUSTRIA	111 643	158 003	89 869	FINLAND	12 536	60 106	34 069
YUGOSLAVIA	13 307	8 986	5 137	SWITZERLAND	64 212	166 462	94 751
TURKEY	2 333	1 610	918	AUSTRIA	53 792	219 990	125 172
SOVIET UNION	601	1 113	631	MALTA	258	1 312	745
POLAND	271	698	382	YUGOSLAVIA	4 529	36 211	20 514
CZECHOSLOVA	1 809	1 277	747	TURKEY	5 846	23 894	13 506
HUNGARY	5 553	4 520	2 567	SOVIET UNION	5 464	21 608	12 252
ROMANIA	1 451	694	385	POLAND	3 402	22 353	12 782
EGYPT	6	104	62	CZECHOSLOVA	5 139	28 174	15 965
REP S AFRICA	146	175	97	HUNGARY	8 498	34 428	19 542
USA	76 387	296 985	168 513	ROMANIA	67	531	305
CANADA	4 188	3 685	2 124	BULGARIA	2 334	11 580	6 560
MEXICO	165	103	61	MOROCCO	1 242	6 073	3 469
BRAZIL	553	1 347	768	ALGERIA	6 267	32 255	18 313
ARGENTINA	30	113	64	TUNISIA	2 000	6 318	3 532
IRAQ	4	65	39	LIBYA	7 885	33 322	18 868
ISRAEL	1 330	5 762	3 253	EGYPT	6 372	20 515	11 643
SAUDI ARABIA	32	210	113	SUDAN	466	1 801	1 031
INDIA	29	305	174				
THAILAND	10	56	30				
MALAYSIA	248	288	157				
SINGAPORE	2 941	5 570	3 176				
CHINA	23	284	155				



6 IMPORTS AND EXPORTS (SPECIAL TRADE) BY GROUPS OF THE SITC-REV. III AND BY COUNTRIES OF PRODUCTION AND CONSUMPTION 1988

GROUP COUNTRY	DT = 100 KG	1 000 DM	1 000 \$	GROUP COUNTRY	DT = 100 KG	1 000 DM	1 000 \$
MAURITANIA	30	908	505	PAPUA NEW G	12	105	58
MALI	10	63	34	NEW ZEALAND	1 986	5 193	2 964
BURKINA FASO	120	296	172	N ZEAL OCEAN	15	56	32
NIGER	521	843	476	FIJI	20	53	31
CHAD	86	157	90	FR POLYNESIA	32	189	107
CAPE VERDE	13	71	41				
SENEGAL	71	419	233	743 PUMPS NES,CENTRIFUGS ETC			
GAMBIA	33	148	86	IMPORTS	1 331 895	2 237 335	1 273 785
GUINEA	426	812	440	FRANCE	92 588	194 916	111 072
SIERRA LEONE	145	261	150	BELGIUM LUX	68 327	122 581	69 787
LIBERIA	89	486	275	NETHERLANDS	44 712	108 234	61 657
IVORY COAST	59	719	402	ITALY	286 637	298 722	170 435
GHANA	248	1 173	656	UNTD KINGDOM	66 106	206 592	117 643
TOGO	170	354	198	IRELAND	2 983	6 289	3 563
BENIN	23	137	82	DENMARK	145 398	116 961	66 851
NIGERIA	1 610	6 996	3 977	GREECE	148	1 584	860
CAMEROON	70	332	185	PORTUGAL	407	811	450
CENT AFP REP	21	72	42	SPAIN	79 743	109 531	62 672
GABON	284	675	367	CANARY IS	37	669	358
CONGO	12	66	38	NORWAY	1 486	4 475	2 525
ZAIRE	855	2 254	1 320	SWEDEN	39 346	77 366	43 859
RWANDA	112	359	212	FINLAND	3 462	8 918	5 036
BURUNDI	18	132	72	SWITZERLAND	47 998	171 588	97 498
ANGOLA	166	852	484	AUSTRIA	144 483	190 990	109 030
ETHIOPIA	630	2 304	1 315	MALTA	8	72	40
SOMALIA	197	267	153	YUGOSLAVIA	40 085	34 211	19 470
KENYA	346	1 899	1 067	TURKEY	275	890	504
UGANDA	143	804	457	POLAND	41 666	10 935	6 114
TANZANIA	667	2 047	1 177	CZECHOSLOVA	4 411	1 506	866
MOZAMBIQUE	14	80	45	HUNGARY	4 528	2 328	1 317
MADAGASCAR	36	260	150	ROMANIA	897	374	216
REUNION	2	58	34	BULGARIA	43	88	49
MAURITIUS	10	103	56	TUNISIA	330	266	154
ZAMBIA	561	1 829	1 024	LIBYA	41	141	84
ZIMBABWE	56	531	297	EGYPT	13	172	91
REP S AFRICA	6 017	32 558	18 481	ZAMBIA	36	599	341
LESOTHO	16	74	41	REP S AFRICA	2 261	5 780	3 191
USA	84 593	372 810	212 024	USA	50 845	172 314	98 181
CANADA	3 809	18 426	10 404	CANADA	5 193	17 453	9 865
MEXICO	3 237	13 048	7 415	MEXICO	1 114	2 535	1 397
GUATEMALA	30	295	167	BRAZIL	1 249	3 388	1 896
EL SALVADOR	67	199	112	ARGENTINA	16	72	40
NICARAGUA	15	232	126	CYPRUS	517	435	249
COSTA RICA	137	547	308	ISRAEL	1 681	3 251	1 850
PANAMA	52	366	201	SAUDI ARABIA	82	219	120
CUBA	1 146	5 942	3 221	KUWAIT	14	146	82
HAITI	10	55	32	QATAR	109	2 459	1 341
GUADELOUPE	12	90	50	PAKISTAN	181	137	80
MARTINIQUE	33	151	82	INDIA	157	1 719	976
JAMAICA	11	72	37	THAILAND	994	1 820	1 027
TRINIDAD TOB	91	348	200	INDONESIA	19	587	334
NETH ANTILL	83	639	371	MALAYSIA	207	214	126
COLOMBIA	510	3 352	1 941	SINGAPORE	28 269	16 627	9 478
VENEZUELA	1 400	10 519	6 025	PHILIPPINES	12	132	74
ECUADOR	407	2 699	1 523	CHINA	4 375	4 121	2 310
PERU	628	3 022	1 736	SOUTH KOREA	828	2 090	1 165
BRAZIL	7 617	34 533	19 584	JAPAN	90 819	305 578	173 750
CHILE	1 843	7 399	4 227	TAIWAN	19 002	17 063	9 694
BOLIVIA	114	442	253	HONG KONG	7 439	5 338	3 049
URUGUAY	94	556	320	AUSTRALIA	138	1 699	937
ARGENTINA	883	7 059	3 961	NEW CALEDON	14	100	54
CYPRUS	357	1 213	698	UNID COUNTR	18	58	31
LEBANON	850	2 263	1 280	EXPORTS	2 084 906	5 155 951	2 933 738
SYRIA	2 886	7 745	4 270	FRANCE	229 008	568 454	324 277
IRAQ	4 420	16 723	9 457	BELGIUM LUX	167 010	318 635	181 381
IRAN	3 962	29 359	17 007	NETHERLANDS	159 157	387 584	221 063
ISRAEL	3 043	13 199	7 519	ITALY	143 188	428 067	244 050
JORDAN	846	3 087	1 756	UNTD KINGDOM	175 473	386 324	219 398
SAUDI ARABIA	6 604	24 802	14 054	IRELAND	6 232	19 977	11 382
KUWAIT	1 245	7 445	4 255	DENMARK	123 970	167 726	95 513
BAHRAIN	408	1 197	681	GREECE	19 985	45 335	25 761
QATAR	228	1 638	936	PORTUGAL	10 225	24 398	13 892
ARAB EMIRAT	1 553	8 649	4 940	SPAIN	73 032	165 871	94 743
OMAN	317	1 940	1 098	CANARY IS	880	2 700	1 526
NORTH YEMEN	575	1 693	968	ICELAND	849	2 080	1 185
SOUTH YEMEN	71	367	215	NORWAY	16 038	45 332	25 750
AFGHANISTAN	21	237	135	SWEDEN	138 902	244 063	138 934
PAKISTAN	381	2 734	1 564	FINLAND	36 241	78 056	44 380
INDIA	5 888	40 076	22 698	SWITZERLAND	104 956	286 110	162 943
BANGLADESH	34	688	396	AUSTRIA	126 822	265 385	150 932
SRI LANKA	141	416	228	MALTA	571	1 254	702
NEPAL	40	71	40	YUGOSLAVIA	39 490	76 963	43 817
BURMA	5	74	42	TURKEY	26 630	50 035	28 450
THAILAND	1 879	6 209	3 532	SOVIET UNION	20 463	96 674	55 283
VIETNAM	188	872	510	POLAND	10 392	54 714	30 773
INDONESIA	3 878	13 211	7 459	CZECHOSLOVA	11 839	35 941	20 556
MALAYSIA	872	4 277	2 416	HUNGARY	10 229	27 306	15 632
BRUNEI	27	468	259	ROMANIA	143	1 151	651
SINGAPORE	2 589	19 312	10 944	BULGARIA	3 469	17 887	10 068
PHILIPPINES	539	3 232	1 810	ALBANIA	49	275	156
CHINA	4 126	21 347	11 928	MOROCCO	951	3 284	1 860
NORTH KOREA	159	1 347	725	ALGERIA	4 080	13 817	7 863
SOUTH KOREA	12 276	30 649	17 227	TUNISIA	708	3 022	1 694
JAPAN	5 969	41 962	23 686				
TAIWAN	4 162	23 703	13 597				
HONG KONG	7 457	17 481	9 885				
AUSTRALIA	6 853	29 812	16 936				

## 6 IMPORTS AND EXPORTS (SPECIAL TRADE) BY GROUPS OF THE SITC-REV. III AND BY COUNTRIES OF PRODUCTION AND CONSUMPTION 1988

GROUP COUNTRY	DT = 100 KG	1 000 DM	1 000 \$	GROUP COUNTRY	DT = 100 KG	1 000 DM	1 000 \$
LIBYA	2 597	13 919	7 893	CHINA	29 880	71 335	40 004
EGYPT	9 518	21 514	12 236	NORTH KOREA	122	1 046	555
SUDAN	897	1 902	1 096	SOUTH KOREA	8 438	40 557	22 889
MAURITANIA	21	149	79	JAPAN	11 873	70 787	40 229
MALI	15	110	59	TAIWAN	13 997	48 152	27 483
BURKINA FASO	60	223	119	HONG KONG	8 069	19 292	10 924
NIGER	57	218	122	MACAO	25	132	76
SENEGAL	200	474	260	AUSTRALIA	21 700	65 254	36 969
GUINEA	12	59	31	PAPUA NEW G	21	121	65
SIERRA LEONE	54	171	98	NEW ZEALAND	2 793	8 866	4 946
LIBERIA	94	441	252	NEW CALEDON	175	514	293
IVORY COAST	198	822	470	N ZEAL OCEAN	25	59	32
GHANA	663	2 167	1 216	FR POLYNESIA	91	286	163
TOGO	98	671	383	UNID COUNTR	21	73	41
BENIN	176	365	209				
NIGERIA	2 923	8 094	4 581	744 MECHANICAL HANDLNG EQUIP			
CAMEROON	273	543	304	IMPORTS	1 593 838	1 495 675	850 988
CENT AFR REP	35	103	58	FRANCE	327 573	218 428	124 506
GABON	77	221	119	BELGIUM LUX	120 179	78 551	44 890
CONGO	115	87	50	NETHERLANDS	126 132	165 611	94 099
ZAIRE	299	1 491	857	ITALY	139 884	125 760	71 622
RWANDA	20	107	58	UNTD KINGDOM	105 414	134 588	76 558
BURUNDI	97	242	134	IRELAND	9 180	6 837	3 832
ANGOLA	244	1 218	682	DENMARK	54 024	65 859	37 501
ETHIOPIA	92	528	301	GREECE	1 847	811	455
SOMALIA	13	81	44	PORTUGAL	4 865	2 044	1 182
KENYA	1 393	4 430	2 553	SPAIN	24 659	23 867	13 548
UGANDA	121	504	285	NORWAY	22 798	20 841	11 999
TANZANIA	309	747	422	SWEDEN	101 737	137 328	78 068
MOZAMBIQUE	46	214	122	FINLAND	21 913	28 998	16 564
MADAGASCAR	284	790	454	SWITZERLAND	49 969	118 352	67 436
REUNION	46	176	94	AUSTRIA	146 847	156 624	88 888
MAURITIUS	314	670	377	YUGOSLAVIA	25 070	15 822	9 015
ZAMBIA	322	3 059	1 710	TURKEY	3 788	2 788	1 504
ZIMBABWE	247	834	483	SOVIET UNION	354	294	175
MALAWI	119	451	265	POLAND	29 403	3 865	2 171
REP S AFRICA	17 969	66 966	37 619	CZECHOSLOVA	11 654	3 714	2 127
USA	158 240	410 044	233 292	HUNGARY	59 478	12 269	6 964
CANADA	14 706	42 342	24 196	ROMANIA	2 056	415	236
MEXICO	6 317	20 988	12 188	BULGARIA	10 770	3 142	1 767
BERMUDA	56	131	73	NIGERIA	200	365	193
GUATEMALA	164	914	498	REP S AFRICA	824	246	140
HONDURAS	28	139	79	USA	28 565	39 634	22 492
EL SALVADOR	36	168	92	CANADA	1 694	1 580	898
NICARAGUA	13	72	42	NICARAGUA	209	100	57
COSTA RICA	110	400	230	BRAZIL	5 276	2 640	1 521
PANAMA	30	170	100	IRAQ	658	213	117
CUBA	726	2 795	1 607	ISRAEL	112	259	147
BAHAMAS	48	165	94	SRI LANKA	22	95	53
DOMINIC REP	69	371	206	SINGAPORE	653	1 010	582
GUADELOUPE	176	499	287	CHINA	21 350	4 990	2 819
MARTINIQUE	85	352	196	SOUTH KOREA	625	297	169
JAMAICA	68	149	80	JAPAN	112 615	109 650	62 249
BARBADOS	52	168	98	TAIWAN	21 047	7 296	4 166
TRINIDAD TOB	48	277	158	HONG KONG	189	161	92
NETH ANTILL	15	139	80	AUSTRALIA	71	175	101
COLOMBIA	889	3 015	1 700	EXPORTS	3 557 853	4 838 079	2 750 390
VENEZUELA	4 752	24 488	13 870	FRANCE	492 682	642 965	366 041
FRENCH GUIAN	31	110	64	BELGIUM LUX	270 056	309 214	175 818
ECUADOR	99	896	511	NETHERLANDS	332 901	397 089	226 430
PERU	1 569	4 202	2 435	ITALY	249 368	296 697	168 710
BRAZIL	5 812	39 646	22 526	UNTD KINGDOM	410 965	525 153	298 608
CHILE	4 797	15 447	8 942	IRELAND	8 664	12 423	7 019
BOLIVIA	72	464	271	DENMARK	72 540	104 823	59 871
PARAGUAY	34	337	191	GREECE	19 896	19 406	11 044
URUGUAY	294	985	558	PORTUGAL	31 993	31 604	18 005
ARGENTINA	1 298	9 937	5 571	SPAIN	161 378	176 769	100 792
CYPRUS	1 431	2 809	1 576	CANARY IS	8 904	4 523	2 540
LEBANON	703	1 950	1 120	CEUTA MEL	13	77	43
SYRIA	5 040	10 918	5 905	ICELAND	7 631	7 196	4 080
IRAQ	3 850	17 760	10 189	NORWAY	53 573	75 284	43 204
IRAN	12 731	39 087	22 539	SWEDEN	132 610	159 144	90 503
ISRAEL	9 161	27 585	15 605	FINLAND	46 645	74 408	42 419
JORDAN	1 362	4 183	2 388	SWITZERLAND	293 229	386 540	219 884
SAUDI ARABIA	12 134	24 777	14 014	AUSTRIA	232 164	313 396	177 800
KUWAIT	815	4 213	2 387	ANDORRA	170	258	153
BAHRAIN	361	1 286	728	MALTA	350	479	282
QATAR	157	2 258	1 282	YUGOSLAVIA	9 667	22 894	13 188
ARAB EMIRAT	2 300	10 385	5 900	TURKEY	31 721	48 816	27 475
OMAN	204	1 159	663	SOVIET UNION	72 726	156 353	87 316
NORTH YEMEN	818	1 779	1 037	POLAND	20 892	46 938	26 372
SOUTH YEMEN	1 498	1 441	824	CZECHOSLOVA	18 066	41 202	23 367
PAKISTAN	3 707	9 971	5 656	HUNGARY	10 068	22 587	12 844
INDIA	6 906	40 027	22 573	ROMANIA	196	216	122
BANGLADESH	364	1 035	579	BULGARIA	3 802	9 053	5 087
MALDIVES	11	77	42	MOROCCO	4 057	5 091	2 881
SRI LANKA	869	1 783	1 034	ALGERIA	4 483	12 624	7 150
NEPAL	67	315	182	TUNISIA	1 298	2 139	1 182
BURMA	231	342	197	LIBYA	7 057	12 661	7 248
THAILAND	4 099	13 298	7 466	EGYPT	8 148	15 244	8 712
VIETNAM	49	309	178	SUDAN	253	496	277
INDONESIA	5 273	20 012	11 319	MAURITANIA	107	402	231
MALAYSIA	2 175	9 375	5 341	MALI	75	97	58
BRUNEI	11	185	101				
SINGAPORE	8 889	44 242	25 067				
PHILIPPINES	675	3 215	1 839				
MONGOLIA	4	63	37				

6 IMPORTS AND EXPORTS (SPECIAL TRADE) BY GROUPS OF THE SITC-REV. III AND BY COUNTRIES OF PRODUCTION AND CONSUMPTION 1988

GROUP COUNTRY	DT = 100 KG	1 000 DM	1 000 \$	GROUP COUNTRY	DT = 100 KG	1 000 DM	1 000 \$
SENEGAL	239	275	154	PAPUA NEW G	43	168	98
GAMBIA	81	92	53	NEW ZEALAND	4 272	7 651	4 355
GUINEA	338	461	253	AMER OCEANIA	286	409	243
SIERRA LEONE	161	221	128	FR POLYNESIA	221	427	241
LIBERIA	1 291	1 343	770	745 OTH.NONELEC MCH, TOOL,NES			
IVORY COAST	475	635	362	IMPORTS	563 328	1 476 954	841 557
GHANA	3 470	4 698	2 651	FRANCE	49 509	100 682	57 022
TOGO	699	1 076	596	BELGIUM LUX	57 682	31 413	17 899
BENIN	430	512	289	NETHERLANDS	55 876	140 221	79 951
NIGERIA	2 236	4 835	2 744	ITALY	93 099	242 213	138 426
CAMEROON	719	838	475	UNTD KINGDOM	24 889	125 197	71 236
CENT AFR REP	81	95	54	IRELAND	10 469	10 238	5 895
GABON	1 264	1 861	1 031	DENMARK	29 614	74 603	42 521
CONGO	372	407	231	GREECE	304	449	256
ZAIRE	2 094	3 306	1 916	PORTUGAL	431	280	158
RWANDA	61	140	78	SPAIN	7 071	14 408	8 221
ANGOLA	235	629	362	ICELAND	3	73	44
ETHIOPIA	326	393	215	NORWAY	4 185	4 650	2 630
DJIBOUTI	43	162	98	SWEDEN	20 912	76 269	43 657
SOMALIA	146	258	147	FINLAND	24 244	27 644	15 872
KENYA	1 211	2 572	1 443	SWITZERLAND	57 404	263 110	149 811
UGANDA	314	514	287	AUSTRIA	45 492	70 866	40 410
TANZANIA	788	2 525	1 378	MALTA	30	196	113
MOZAMBIQUE	55	183	104	YUGOSLAVIA	5 759	5 570	3 201
MADAGASCAR	51	218	126	TURKEY	346	342	194
REUNION	1 795	1 539	876	SOVIET UNION	1 194	2 646	1 503
MAURITIUS	197	176	100	POLAND	2 754	1 367	774
ZAMBIA	486	1 595	907	CZECHOSLOVA	5 925	2 541	1 450
ZIMBABWE	316	970	549	HUNGARY	2 362	2 073	1 202
MALAWI	234	229	130	REP S AFRICA	1 300	1 489	854
REP S AFRICA	20 327	33 861	19 217	USA	26 724	160 095	90 977
BOTSWANA	42	61	37	CANADA	1 600	3 695	2 073
LESOTHO	303	387	216	MEXICO	329	215	121
USA	178 588	243 643	138 322	BRAZIL	1 388	3 369	1 896
CANADA	26 892	43 968	25 291	ARGENTINA	60	77	42
MEXICO	6 524	15 487	8 842	LEBANON	34	72	41
GUATEMALA	210	410	230	ISRAEL	580	2 288	1 308
EL SALVADOR	264	254	141	SAUDI ARABIA	77	204	113
NICARAGUA	610	1 126	605	ARAB EMIRAT	14	105	59
COSTA RICA	260	721	410	INDIA	205	258	147
PANAMA	12	86	51	THAILAND	76	83	42
CUBA	149	321	174	INDONESIA	248	197	108
BAHAMAS	458	627	361	MALAYSIA	129	455	258
DOMINIC REP	364	473	266	SINGAPORE	71	298	170
MARTINIQUE	312	564	304	CHINA	785	878	492
JAMAICA	107	338	192	SOUTH KOREA	977	1 867	1 059
BARBADOS	248	266	153	JAPAN	11 309	75 440	43 035
TRINIDAD TOB	55	271	151	TAIWAN	14 415	22 237	12 573
NETH ANTILL	122	291	171	HONG KONG	2 766	5 518	3 139
COLOMBIA	1 956	4 758	2 672	AUSTRALIA	183	530	304
VENEZUELA	6 440	13 928	7 946	NEW ZEALAND	8	128	72
GUYANA	42	131	76	EXPORTS	1 507 168	6 177 519	3 516 275
SURINAME	941	588	344	FRANCE	184 295	748 915	426 629
ECUADOR	386	1 011	576	BELGIUM LUX	85 942	279 923	159 457
PERU	1 146	2 682	1 552	NETHERLANDS	119 654	452 406	258 387
BRAZIL	2 147	5 566	3 137	ITALY	71 011	308 098	175 667
CHILE	6 480	7 806	4 399	UNTD KINGDOM	139 785	512 860	291 858
BOLIVIA	399	408	238	IRELAND	11 568	26 893	15 244
PARAGUAY	167	243	136	DENMARK	29 604	130 441	74 172
URUGUAY	331	664	386	GREECE	7 991	38 796	22 124
ARGENTINA	3 640	6 461	3 686	PORTUGAL	8 489	41 129	23 391
CYPRUS	4 698	6 421	3 569	SPAIN	41 611	198 239	113 215
LEBANON	702	476	273	CANARY IS	1 962	10 161	5 833
SYRIA	952	1 414	797	CEUTA MEL	30	125	71
IRAQ	7 999	18 086	10 116	ICELAND	1 260	5 236	2 978
IRAN	4 472	9 326	5 367	FAROE IS	54	251	143
ISRAEL	13 771	24 529	13 940	NORWAY	24 094	77 555	44 080
JORDAN	2 024	2 408	1 375	SWEDEN	50 610	179 519	102 228
SAUDI ARABIA	18 715	32 951	18 518	FINLAND	49 290	133 856	76 425
KUWAIT	2 638	4 650	2 630	SWITZERLAND	94 814	355 577	202 833
BAHRAIN	382	1 990	1 097	AUSTRIA	101 945	297 296	168 956
QATAR	218	561	318	ANDORRA	106	158	92
ARAB EMIRAT	3 576	6 353	3 614	GIBRALTAR	8	101	58
OMAN	366	460	265	MALTA	264	1 194	680
NORTH YEMEN	293	773	440	YUGOSLAVIA	13 748	90 773	51 937
SOUTH YEMEN	81	239	144	TURKEY	24 611	55 723	32 118
PAKISTAN	6 202	5 156	2 939	SOVIET UNION	13 014	99 481	56 208
INDIA	19 329	43 969	25 563	POLAND	11 215	56 170	32 259
BANGLADESH	821	1 740	958	CZECHOSLOVA	12 497	84 622	47 896
MALDIVES	18	140	80	HUNGARY	10 093	63 649	36 157
SRI LANKA	408	735	400	ROMANIA	115	670	386
NEPAL	629	713	415	BULGARIA	4 211	28 462	16 118
BURMA	159	446	250	MOROCCO	1 953	10 054	5 683
THAILAND	5 698	11 606	6 593	ALGERIA	1 234	10 386	5 896
VIETNAM	6 819	6 478	3 860	TUNISIA	558	3 062	1 749
INDONESIA	5 284	12 158	6 854	LIBYA	6 382	14 828	8 389
MALAYSIA	2 398	4 450	2 468	EGYPT	4 975	23 137	13 268
BRUNEI	346	419	228	SUDAN	432	2 076	1 188
SINGAPORE	16 995	25 907	14 446	MAURITANIA	31	175	101
PHILIPPINES	1 304	2 422	1 365	MALI	12	97	51
CHINA	23 094	45 131	25 596	BURKINA FASO	81	836	474
SOUTH KOREA	15 539	63 743	36 303	NIGER	45	200	111
JAPAN	17 446	26 792	15 319				
TAIWAN	21 839	36 631	20 647				
HONG KONG	20 506	27 446	15 643				
MACAO	594	1 201	675				
AUSTRALIA	27 995	46 559	26 545				

6 IMPORTS AND EXPORTS (SPECIAL TRADE) BY GROUPS OF THE SITC-REV. III AND BY COUNTRIES OF PRODUCTION AND CONSUMPTION 1988

GROUP COUNTRY	DT = 100 KG	1 000 DM	1 000 \$	GROUP COUNTRY	DT = 100 KG	1 000 DM	1 000 \$
CAPE VERDE	87	283	158	SINGAPORE	5 176	24 057	13 445
SENEGAL	222	875	556	PHILIPPINES	4 498	20 905	11 653
GAMBIA	35	224	129	MONGOLIA	28	456	248
GUINEA	42	302	164	CHINA	19 349	93 860	53 616
SIERRA LEONE	12	139	75	NORTH KOREA	32	182	104
LIBERIA	235	1 633	919	SOUTH KOREA	9 709	53 444	30 310
IVORY COAST	388	3 131	1 757	JAPAN	26 267	161 987	91 714
GHANA	442	3 352	1 895	TAIWAN	11 798	43 995	24 803
TOGO	105	1 012	571	HONG KONG	2 181	11 604	6 579
BENIN	463	941	522	AUSTRALIA	16 819	78 419	44 255
NIGERIA	2 146	14 453	8 294	PAPUA NEW G	104	820	465
CAMEROON	1 255	7 151	4 004	NAURU	36	243	138
CENT AFR REP	46	228	130	NEW ZEALAND	3 770	18 561	10 574
EQUAT GUINEA	31	224	123	NEW CALEDON	231	1 319	767
GABON	230	1 435	817	FIJI	25	123	69
CONGO	108	785	448	WEST SAMOA	114	357	200
ZAIRE	814	2 626	1 511	FR POLYNESIA	179	751	425
RWANDA	148	636	354				
BURUNDI	15	99	58				
ANGOLA	74	557	316	746 BALL OR ROLLER BEARINGS			
ETHIOPIA	291	2 286	1 337	IMPORTS	635 781	1 294 981	738 644
SOMALIA	48	265	142	FRANCE	110 664	224 252	128 047
KENYA	1 688	10 559	5 990	BELGIUM LUX	3 102	5 310	2 999
UGANDA	299	1 526	877	NETHERLANDS	46 006	72 106	41 188
TANZANIA	4 289	16 706	9 640	ITALY	105 022	222 042	127 051
SEYCHELLES	557	2 661	1 426	UNTD KINGDOM	56 859	148 943	84 983
MOZAMBIQUE	67	511	289	IRELAND	1 557	2 630	1 496
MADAGASCAR	56	479	273	DENMARK	365	770	439
REUNION	315	2 588	1 467	PORTUGAL	5 766	21 164	12 100
MAURITIUS	308	2 306	1 288	SPAIN	12 032	24 570	14 044
ZAMBIA	3 130	11 184	6 351	NORWAY	554	360	207
ZIMBABWE	320	1 315	748	SWEDEN	44 393	84 681	48 352
MALAWI	40	494	285	FINLAND	73	160	86
REP S AFRICA	21 374	74 938	42 665	SWITZERLAND	12 622	57 849	32 996
BOTSWANA	272	1 433	839	AUSTRIA	44 190	69 568	39 455
USA	134 713	665 295	377 939	YUGOSLAVIA	2 693	3 056	1 762
CANADA	22 674	95 209	54 410	TURKEY	72	63	38
GREENLAND	40	254	151	SOVIET UNION	8 289	6 984	3 945
MEXICO	3 536	18 925	10 791	PLDAND	4 494	5 415	3 085
GUATEMALA	508	2 788	1 590	CZECHOSLOVA	5 388	4 986	2 833
BELIZE	1 177	778	413	HUNGARY	14 336	14 349	8 207
HONDURAS	49	208	120	ROMANIA	10 162	11 774	6 655
EL SALVADOR	192	582	336	BULGARIA	218	388	225
NICARAGUA	173	429	247	REP S AFRICA	43	139	78
COSTA RICA	304	1 541	863	USA	23 795	71 399	40 651
PANAMA	81	657	375	CANADA	3 973	9 203	5 234
CUBA	40	685	381	BRAZIL	1 545	3 828	2 158
DOMINIC REP	138	2 321	1 323	ISRAEL	21	57	33
GUADELOUPE	264	1 017	558	INDIA	40	98	55
DOMINICA	32	168	93	THAILAND	1 269	15 621	9 029
MARTINIQUE	198	1 174	657	SINGAPORE	257	2 092	1 194
JAMAICA	540	2 929	1 711	CHINA	11 062	9 685	5 498
ST LUCIA	126	904	527	SOUTH KOREA	182	156	91
BARBADOS	20	103	55	JAPAN	94 251	187 338	106 538
TRINIDAD TOB	171	1 261	716	TAIWAN	8 245	10 417	5 897
GRENADA	32	183	96	HONG KONG	945	877	507
NETH ANTILL	11	100	59	AUSTRALIA	1 254	2 526	1 420
COLOMBIA	2 084	13 291	7 455	EXPORTS	1 008 922	2 425 584	1 382 160
VENEZUELA	4 433	31 787	18 062	FRANCE	147 991	298 467	170 587
GUYANA	54	297	169	BELGIUM LUX	43 941	99 391	56 873
SURINAME	10	104	56	NETHERLANDS	26 754	66 094	37 638
FRENCH GUIAN	64	393	216	ITALY	156 601	370 167	211 587
ECUADOR	617	2 866	1 626	UNTD KINGDOM	80 436	198 265	112 977
PERU	1 640	6 853	3 833	IRELAND	628	1 646	931
BRAZIL	2 428	13 394	7 559	DENMARK	10 951	28 384	16 171
CHILE	1 812	7 626	4 319	GREECE	2 798	9 337	5 303
BOLIVIA	364	2 389	1 358	PORTUGAL	4 546	15 718	8 949
PARAGUAY	502	1 830	1 043	SPAIN	41 329	102 793	58 583
URUGUAY	329	1 648	954	CANARY IS	50	212	123
ARGENTINA	3 356	22 830	12 933	CEUTA MEL	30	87	50
CYPRUS	2 418	8 072	4 585	ICELAND	111	404	217
LEBANON	123	636	358	NORWAY	2 769	8 089	4 593
SYRIA	531	2 787	1 646	SWEDEN	57 828	121 332	69 047
IRAQ	1 407	13 516	7 693	FINLAND	11 126	25 422	14 446
IRAN	6 630	25 560	14 640	SWITZERLAND	31 586	101 582	57 815
ISRAEL	6 303	28 871	16 356	AUSTRIA	44 246	102 827	58 679
JORDAN	1 193	4 895	2 848	GIBRALTAR	23	84	46
SAUDI ARABIA	6 968	35 729	20 446	MALTA	46	139	74
KUWAIT	1 779	5 954	3 372	YUGOSLAVIA	17 972	55 685	31 671
BAHRAIN	331	1 060	602	TURKEY	11 174	27 489	15 696
QATAR	216	1 086	612	SOVIET UNION	5 084	19 229	10 915
ARAB EMIRAT	4 006	11 449	6 572	POLAND	8 535	21 382	12 160
OMAN	336	1 005	562	CZECHOSLOVA	4 512	16 095	9 200
NORTH YEMEN	590	3 651	2 083	HUNGARY	6 045	18 158	10 400
SOUTH YEMEN	60	513	287	ROMANIA	438	1 267	730
AFGHANISTAN	53	326	189	BULGARIA	6 140	22 572	12 738
PAKISTAN	1 874	6 904	3 946	ALBANIA	152	312	172
INDIA	3 074	18 389	10 450	MOROCCO	661	1 913	1 089
BANGLADESH	250	1 348	758	ALGERIA	830	3 393	1 925
SRI LANKA	331	3 050	1 686	TUNISIA	71	429	241
NEPAL	370	287	164	LIBYA	426	1 422	805
BURMA	195	764	428	EGYPT	1 392	3 723	2 123
THAILAND	5 661	26 840	15 442	SUDAN	20	104	58
VIETNAM	8	151	87	LIBERIA	134	529	301
INDONESIA	5 889	24 741	13 918				
MALAYSIA	3 771	22 541	12 738				
BRUNEI	127	500	283				

## 6 IMPORTS AND EXPORTS (SPECIAL TRADE) BY GROUPS OF THE SITC-REV. III AND BY COUNTRIES OF PRODUCTION AND CONSUMPTION 1988

GROUP COUNTRY	DT = 100 KG	1 000 DM	1 000 \$	GROUP COUNTRY	DT = 100 KG	1 000 DM	1 000 \$
IVORY COAST	115	391	221	IRAQ	28	51	30
GHANA	43	191	110	ISRAEL	531	1 408	793
NIGERIA	458	1 603	920	SAUDI ARABIA	14	424	236
CAMEROON	9	78	38	INDIA	436	813	463
ZAIRE	88	298	167	SINGAPORE	27	145	81
ANGOLA	24	168	96	PHILIPPINES	8	88	49
ETHIOPIA	61	236	134	CHINA	393	319	187
KENYA	50	262	144	SOUTH KOREA	2 155	3 740	2 142
UGANDA	56	206	116	JAPAN	6 671	34 692	19 591
TANZANIA	41	246	139	TAIWAN	2 464	5 637	3 194
MADAGASCAR	9	92	53	HONG KONG	26	158	91
ZAMBIA	63	176	95	AUSTRALIA	52	525	297
ZIMBABWE	123	415	239	UNID COUNTR	13	66	34
REP S AFRICA	15 682	40 484	22 998	EXPORTS	1 038 101	3 625 915	2 061 885
USA	129 927	280 955	159 761	FRANCE	141 657	465 493	265 652
CANADA	20 144	45 957	26 151	BELGIUM LUX	69 499	224 659	127 961
MEXICO	2 167	7 132	4 056	NETHERLANDS	128 589	348 312	198 583
GUATEMALA	16	94	50	ITALY	123 112	344 677	196 669
EL SALVADOR	12	53	30	UNTD KINGDOM	69 580	235 713	134 154
PANAMA	2 451	5 510	3 119	IRELAND	1 086	8 308	4 729
CUBA	256	458	256	DENMARK	27 970	97 217	55 458
COLOMBIA	315	1 191	680	GREECE	8 435	29 239	16 564
VENEZUELA	2 416	7 394	4 197	PORTUGAL	4 326	18 121	10 298
ECUADOR	27	192	107	SPAIN	21 241	88 022	50 124
PERU	144	1 030	601	CANARY IS	826	3 434	1 913
BRAZIL	20 837	67 324	38 246	ICELAND	1 141	2 619	1 465
CHILE	282	1 007	565	NORWAY	12 934	47 795	27 176
BOLIVIA	7	76	45	SWEDEN	27 012	122 339	69 498
PARAGUAY	25	100	57	FINLAND	16 301	64 604	36 658
URUGUAY	68	289	159	SWITZERLAND	60 370	229 850	130 732
ARGENTINA	2 956	7 331	4 170	AUSTRIA	80 437	291 317	165 455
CYPRUS	15	68	39	ANDORRA	50	151	85
LEBANON	205	487	275	MALTA	619	1 925	1 086
SYRIA	178	512	300	YUGOSLAVIA	7 558	40 967	23 122
IRAQ	241	1 938	1 104	TURKEY	6 336	23 290	13 216
IRAN	2 396	7 559	4 382	SOVIET UNION	8 656	24 945	14 075
ISRAEL	1 129	5 002	2 843	POLAND	3 149	14 264	8 156
JORDAN	195	616	342	CZECHOSLOVA	5 514	32 863	18 593
SAUDI ARABIA	2 153	6 050	3 455	HUNGARY	4 165	21 857	12 428
KUWAIT	313	995	556	ROMANIA	354	1 759	1 027
BAHRAIN	13	211	117	BULGARIA	2 166	8 175	4 657
QATAR	18	128	73	ALBANIA	20	57	35
ARAB EMIRAT	1 580	4 056	2 295	MOROCCO	709	3 354	1 879
OMAN	37	301	165	ALGERIA	3 931	17 661	10 015
NORTH YEMEN	28	65	34	TUNISIA	641	1 213	679
PAKISTAN	1 619	2 519	1 439	LIBYA	2 174	8 475	4 830
INDIA	9 651	23 170	13 266	EGYPT	3 302	13 449	7 617
BANGLADESH	32	270	152	SUDAN	134	275	155
SRI LANKA	122	222	125	SENEGAL	3	102	55
BURMA	14	95	50	LIBERIA	153	317	179
THAILAND	66	692	388	IVORY COAST	3	101	54
INDONESIA	76	503	284	GHANA	103	542	311
MALAYSIA	62	408	231	TOGO	30	101	57
SINGAPORE	33 123	69 537	39 583	NIGERIA	632	3 601	2 090
PHILIPPINES	90	341	191	CAMEROON	33	130	76
CHINA	2 149	7 836	4 372	GABON	516	2 419	1 345
NORTH KOREA	284	603	350	ZAIRE	178	408	233
SOUTH KOREA	7 601	16 865	9 371	ANGOLA	80	378	221
JAPAN	6 644	23 974	13 578	ETHIOPIA	564	675	384
TAIWAN	1 646	9 806	5 586	KENYA	299	922	521
HONG KONG	274	1 476	841	UGANDA	77	200	114
AUSTRALIA	10 603	23 477	13 363	TANZANIA	401	551	311
NEW ZEALAND	25	131	68	MOZAMBIQUE	10	59	33
747 TAPS, COCKS, VALVES, ETC.				MADAGASCAR	13	60	34
IMPORTS	608 458	1 499 635	854 817	MAURITIUS	36	113	64
FRANCE	103 566	223 529	127 559	ZAMBIA	320	531	293
BELGIUM LUX	28 712	52 131	29 807	ZIMBABWE	78	201	108
NETHERLANDS	32 250	92 800	52 679	REP S AFRICA	6 474	38 211	21 599
ITALY	164 774	299 777	171 301	BOTSWANA	178	417	223
UNTD KINGDOM	27 733	110 813	62 900	USA	59 919	228 009	129 458
IRELAND	666	5 838	3 319	CANADA	7 678	30 206	17 067
DENMARK	42 366	136 782	78 153	MEXICO	1 884	10 061	5 726
GREECE	1 376	1 517	861	GUATEMALA	106	310	170
PORTUGAL	2 630	1 213	691	EL SALVADOR	13	77	44
SPAIN	22 329	26 053	14 878	NICARAGUA	29	237	140
NORWAY	1 190	1 995	1 133	COSTA RICA	15	118	66
SWEDEN	12 550	44 461	25 358	PANAMA	255	359	201
FINLAND	6 789	19 028	10 842	CUBA	19	219	130
SWITZERLAND	35 721	193 656	110 305	GUADELOUPE	7	76	44
AUSTRIA	27 347	63 335	36 193	JAMAICA	144	266	141
YUGOSLAVIA	22 543	17 921	10 226	TRINIDAD TOB	73	245	138
TURKEY	67	121	69	NETH ANTILL	38	159	89
SOVIET UNION	50	110	63	COLOMBIA	536	1 592	901
POLAND	5 827	2 114	1 210	VENEZUELA	3 728	12 062	6 808
CZECHOSLOVA	27 517	11 467	6 556	SURINAME	25	55	31
HUNGARY	6 430	12 708	7 217	ECUADOR	35	286	159
ROMANIA	741	195	103	PERU	191	628	358
BULGARIA	408	186	103	BRAZIL	2 513	16 984	9 607
REP S AFRICA	881	675	387	CHILE	1 066	4 083	2 295
USA	19 003	125 151	71 178	BOLIVIA	45	185	103
CANADA	814	3 129	1 787	URUGUAY	183	524	300
MEXICO	166	321	185	ARGENTINA	2 510	8 400	4 825
BRAZIL	1 113	4 155	2 351	CYPRUS	1 436	3 653	2 058
LEBANON	4	56	32	LEBANON	1 000	3 058	1 754
				SYRIA	1 701	4 794	2 755

6 IMPORTS AND EXPORTS (SPECIAL TRADE) BY GROUPS OF THE SITC-REV. III AND BY COUNTRIES OF PRODUCTION AND CONSUMPTION 1988

GROUP COUNTRY	DT = 100 KG	1 000 DM	1 000 \$	GROUP COUNTRY	DT = 100 KG	1 000 DM	1 000 \$
IRAQ	5 742	16 495	9 312	UNTD KINGDOM	254 395	329 734	187 553
IRAN	5 054	19 958	11 385	IRELAND	3 244	6 300	3 585
ISRAEL	4 847	14 263	8 125	DENMARK	49 165	88 450	50 342
JORDAN	1 087	2 843	1 603	GREECE	12 384	32 901	18 646
SAUDI ARABIA	22 966	51 389	28 908	PORTUGAL	5 801	12 894	7 342
KUWAIT	6 727	13 956	7 907	SPAIN	119 129	114 826	65 497
BAHRAIN	336	1 775	998	CANARY IS	317	1 745	971
QATAR	417	1 069	610	CEUTA MEL	79	244	135
ARAB EMIRAT	6 071	15 297	8 670	ICELAND	127	570	318
OMAN	623	2 408	1 377	NORWAY	21 285	55 673	31 758
NORTH YEMEN	510	894	504	SWEDEN	153 024	178 954	102 105
AFGHANISTAN	72	179	103	FINLAND	36 260	64 434	36 626
PAKISTAN	443	2 949	1 671	SWITZERLAND	75 425	179 506	102 109
INDIA	3 048	18 878	10 790	AUSTRIA	175 898	214 241	121 884
BANGLADESH	38	369	216	GIBRALTAR	5	85	47
SRI LANKA	192	1 206	670	MALTA	85	405	229
BURMA	36	143	82	YUGOSLAVIA	15 368	43 961	25 065
THAILAND	2 289	6 019	3 947	TURKEY	6 833	18 766	10 720
INDONESIA	1 583	6 396	3 598	SOVIET UNION	7 547	14 408	8 133
MALAYSIA	796	4 355	2 478	POLAND	8 539	20 692	11 735
BRUNEI	333	908	507	CZECHOSLOVA	3 173	12 060	6 924
SINGAPORE	3 945	16 821	9 558	HUNGARY	11 516	20 556	11 687
PHILIPPINES	204	1 168	652	ROMANIA	929	1 853	1 084
CHINA	3 503	22 981	12 921	BULGARIA	2 600	9 040	5 164
NORTH KOREA	217	1 323	731	MOROCCO	1 251	3 808	2 158
SOUTH KOREA	4 777	19 431	10 977	ALGERIA	5 438	12 501	7 038
JAPAN	7 668	77 430	43 650	TUNISIA	595	2 341	1 325
TAIWAN	8 305	32 085	18 228	LIBYA	439	3 182	1 824
HONG KONG	5 186	19 318	10 869	EGYPT	1 896	7 196	4 040
AUSTRALIA	6 461	33 259	18 851	SUDAN	62	504	283
PAPUA NEW G	7	146	80	MAURITANIA	189	773	438
NEW ZEALAND	961	4 707	2 649	SENEGAL	77	408	238
NEW CALEDON	24	178	98	GUINEA	556	867	491
FR POLYNESIA	62	210	118	LIBERIA	309	833	473
				IVORY COAST	139	445	250
				GHANA	70	330	192
				TOGO	10	70	38
				NIGERIA	1 887	7 007	3 961
				CAMEROON	33	144	79
				GABON	41	205	109
				ZAIRE	153	524	297
				BURUNDI	13	58	32
				ANGOLA	76	251	137
				ETHIOPIA	116	515	292
				KENYA	533	1 860	1 057
				UGANDA	15	184	104
				TANZANIA	104	366	199
				MOZAMBIQUE	10	67	37
				MADAGASCAR	48	278	152
				MAURITIUS	346	634	361
				ZAMBIA	18	219	120
				ZIMBABWE	160	490	271
				REP S AFRICA	29 482	65 675	37 104
				SWAZILAND	345	731	415
				USA	422 176	423 526	240 670
				CANADA	21 178	38 896	22 111
				MEXICO	18 193	28 319	16 050
				GUATEMALA	89	368	202
				EL SALVADOR	65	282	158
				NICARAGUA	34	269	157
				COSTA RICA	257	365	210
				PANAMA	23	78	43
				CUBA	57	368	220
				HAITI	14	94	52
				DOMINIC REP	54	217	119
				GUADELOUPE	28	116	63
				ANTIGUA	20	90	47
				JAMAICA	126	406	218
				BARBADOS	516	699	374
				TRINIDAD TOB	25	256	142
				NETH ANTILL	22	318	185
				COLOMBIA	746	2 475	1 403
				VENEZUELA	5 272	15 497	8 689
				SURINAME	27	52	30
				ECUADOR	247	2 829	1 538
				PERU	322	1 457	834
				BRAZIL	4 435	25 117	14 279
				CHILE	2 407	5 858	3 321
				BOLIVIA	64	266	154
				PARAGUAY	103	310	166
				URUGUAY	221	621	347
				ARGENTINA	1 655	6 410	3 657
				CYPRUS	198	532	299
				LEBANON	567	1 527	863
				SYRIA	564	1 512	864
				IRAQ	741	4 254	2 376
				IRAN	4 791	14 316	8 029
				ISRAEL	3 393	10 495	5 995
				JORDAN	761	2 912	1 639
				SAUDI ARABIA	3 011	12 004	6 849
				KUWAIT	655	3 131	1 786
				BAHRAIN	58	486	277
				QATAR	18	204	111
				ARAB EMIRAT	2 031	10 386	5 844
				OMAN	66	418	231
				NORTH YEMEN	14	105	58
				AFGHANISTAN	48	156	85
748 TRANSMISSIONS SHAFTS ETC							
IMPORTS	986 370	1 064 456	606 728				
FRANCE	101 042	116 088	66 063				
BELGIUM LUX	24 662	47 324	27 001				
NETHERLANDS	58 927	42 631	24 328				
ITALY	184 740	175 425	100 106				
UNTD KINGDOM	71 569	83 782	47 774				
IRELAND	293	1 917	1 099				
DENMARK	13 340	18 490	10 581				
GREECE	88	166	93				
PORTUGAL	3 103	1 807	1 056				
SPAIN	78 219	40 993	23 419				
CEUTA MEL	27	82	50				
NORWAY	695	1 988	1 146				
SWEDEN	53 477	37 522	21 386				
FINLAND	2 112	6 084	3 462				
SWITZERLAND	54 955	136 094	77 732				
AUSTRIA	52 407	78 205	44 623				
YUGOSLAVIA	75 108	21 652	12 371				
TURKEY	3 059	1 576	899				
SOVIET UNION	3 783	1 303	755				
POLAND	14 052	4 303	2 440				
CZECHOSLOVA	4 539	1 970	1 125				
HUNGARY	9 652	6 575	3 687				
ROMANIA	2 916	4 526	2 584				
BULGARIA	218	329	179				
NIGERIA	10	60	35				
KENYA	7	56	30				
REP S AFRICA	210	643	347				
USA	35 233	87 109	49 571				
CANADA	734	1 421	801				
MEXICO	9 559	5 220	2 896				
TRINIDAD TOB	21	249	146				
BRAZIL	5 719	5 726	3 249				
CHILE	10	66	39				
ARGENTINA	1 028	1 068	607				
ISRAEL	464	672	379				
SAUDI ARABIA	211	505	279				
KUWAIT	88	486	293				
BAHRAIN	27	360	205				
ARAB EMIRAT	97	258	149				
INDIA	4 595	2 349	1 341				
THAILAND	52	66	38				
INDONESIA	121	281	166				
SINGAPORE	1 500	4 690	2 672				
CHINA	29 277	9 619	5 477				
SOUTH KOREA	2 568	1 703	959				
JAPAN	75 776	105 799	60 145				
TAIWAN	5 142	4 023	2 283				
HONG KONG	25	123	70				
AUSTRALIA	458	442	246				
SHIPS SUPPL	35	72	41				
UNID COUNTR	41	72	33				
EXPORTS	2 367 523	3 588 474	2 041 546				
FRANCE	281 924	435 805	248 649				
BELGIUM LUX	214 841	181 097	103 370				
NETHERLANDS	137 352	250 315	142 591				
ITALY	127 460	287 546	164 260				

6 IMPORTS AND EXPORTS (SPECIAL TRADE) BY GROUPS OF THE SITC-REV. III AND BY COUNTRIES OF PRODUCTION AND CONSUMPTION 1988

GROUP COUNTRY	DT = 100 KG	1 000 DM	1 000 \$	GROUP COUNTRY	DT = 100 KG	1 000 DM	1 000 \$
PAKISTAN	1 148	2 338	1 316	SOVIET UNION	3 926	27 717	15 644
INDIA	21 472	63 005	35 396	POLAND	4 983	9 225	5 204
BANGLADESH	45	475	271	CZECHOSLOVA	3 654	17 126	9 874
SRI LANKA	107	331	184	HUNGARY	4 470	15 213	8 613
BURMA	61	219	124	ROMANIA	76	303	172
THAILAND	3 697	7 396	4 187	BULGARIA	612	6 328	3 586
INDONESIA	2 801	7 572	4 276	ALBANIA	19	63	38
MALAYSIA	1 764	4 041	2 293	MOROCCO	174	874	495
BRUNEI	21	216	123	ALGERIA	5 222	15 791	8 889
SINGAPORE	14 649	40 153	22 660	TUNISIA	540	1 667	936
PHILIPPINES	695	1 919	1 066	LIBYA	1 917	4 621	2 617
MONGOLIA	2	61	35	EGYPT	2 380	8 461	4 701
CHINA	5 648	22 414	12 539	SUDAN	32	263	146
NORTH KOREA	7	71	39	SENEGAL	79	316	176
SOUTH KOREA	10 982	29 947	17 048	GUINEA	72	160	92
JAPAN	12 131	39 766	22 546	LIBERIA	900	1 857	1 055
TAIWAN	3 206	12 423	7 065	IVORY COAST	36	415	228
HONG KONG	1 929	5 802	3 301	GHANA	76	359	201
MACAO	9	67	36	TOGO	39	195	110
AUSTRALIA	21 419	39 103	22 209	NIGERIA	666	3 496	1 988
PAPUA NEW G	13	107	59	CAMEROON	23	143	81
NEW ZEALAND	1 168	2 693	1 546	GABON	10	63	37
NEW CALEDON	31	85	46	CONGO	226	319	174
FR POLYNESIA	12	75	41	ZAIRE	85	434	247
				RWANDA	19	75	43
				ANGOLA	12	62	37
				ETHIOPIA	33	196	110
				KENYA	702	1 262	709
				UGANDA	94	1 087	623
				TANZANIA	153	504	292
				MADAGASCAR	18	125	68
				REUNION	55	210	115
				MAURITIUS	132	301	166
				ZAMBIA	102	940	517
				ZIMBABWE	33	529	304
				MALAWI	8	53	30
				REP S AFRICA	3 956	27 458	15 479
				USA	50 216	136 131	77 080
				CANADA	7 915	24 201	13 739
				MEXICO	1 895	13 155	7 473
				BERMUDA	214	122	69
				GUATEMALA	61	550	300
				HONDURAS	13	79	45
				EL SALVADOR	23	164	89
				COSTA RICA	76	440	252
				PANAMA	9	69	39
				CUBA	71	811	462
				HAITI	107	154	88
				DOMINIC REP	36	257	149
				GUADELOUPE	10	128	70
				ANTIGUA	23	85	46
				MARTINIQUE	62	161	96
				JAMAICA	3	55	30
				TRINIDAD TOB	56	301	172
				NETH ANTILL	12	188	104
				COLOMBIA	441	3 317	1 880
				VENEZUELA	3 141	13 243	7 533
				SURINAME	2	52	30
				ECUADOR	93	1 236	703
				PERU	261	2 043	1 139
				BRAZIL	3 225	11 726	6 636
				CHILE	814	2 499	1 399
				BOLIVIA	29	140	83
				PARAGUAY	20	99	54
				URUGUAY	52	376	217
				ARGENTINA	678	3 350	1 888
				CYPRUS	149	822	459
				LEBANON	85	522	294
				SYRIA	416	1 582	910
				IRAD	6 618	8 547	4 957
				IRAN	4 742	23 135	13 315
				ISRAEL	3 258	16 630	9 453
				JORDAN	467	1 960	1 110
				SAUDI ARABIA	4 572	15 251	8 686
				KUWAIT	551	4 225	2 365
				BAHRAIN	75	367	205
				QATAR	31	321	181
				ARAB EMIRAT	1 239	5 107	2 894
				OMAN	102	528	294
				NORTH YEMEN	15	80	46
				SOUTH YEMEN	12	138	82
				AFGHANISTAN	32	204	109
				PAKISTAN	373	1 651	937
				INDIA	6 212	17 487	9 941
				BANGLADESH	9	106	62
				SRI LANKA	533	1 354	759
				BURMA	131	54	32
				THAILAND	589	2 254	1 267
				INDONESIA	1 047	3 879	2 247
				MALAYSIA	707	4 923	2 789
				SINGAPORE	3 070	14 644	8 262
				PHILIPPINES	539	2 546	1 429
				CHINA	8 572	21 938	12 133
				NORTH KOREA	71	987	552
				SOUTH KOREA	4 874	19 568	10 767
				JAPAN	4 315	24 401	13 851
				TAIWAN	1 290	6 211	3 515
749 NON-ELECT MACH, PARTS, ETC							
IMPORTS	331 702	840 158	479 411				
FRANCE	64 606	112 528	64 223				
BELGIUM LUX	28 665	65 177	37 134				
NETHERLANDS	31 663	57 469	32 848				
ITALY	50 125	168 867	96 538				
UNTD KINGDOM	16 290	48 417	27 612				
IRELAND	618	4 959	2 815				
DENMARK	5 359	15 171	8 697				
GREECE	98	612	359				
PORTUGAL	2 633	9 906	5 642				
SPAIN	8 725	23 450	13 272				
NORWAY	485	1 870	1 064				
SWEDEN	3 380	14 973	8 581				
FINLAND	868	4 000	2 244				
SWITZERLAND	60 757	130 517	74 566				
AUSTRIA	28 538	75 256	42 977				
MALTA	82	2 078	1 174				
YUGOSLAVIA	782	1 817	1 023				
TURKEY	221	1 658	985				
SOVIET UNION	1 106	251	146				
POLAND	2 250	876	484				
CZECHOSLOVA	2 213	2 208	1 283				
HUNGARY	3 049	4 927	2 810				
LIBYA	23	123	68				
NIGERIA	21	59	33				
REP S AFRICA	103	973	578				
USA	9 724	42 676	24 183				
CANADA	901	6 492	3 683				
MEXICO	217	1 495	822				
BRAZIL	547	969	545				
ISRAEL	352	2 719	1 545				
SAUDI ARABIA	11	1 748	997				
KUWAIT	29	153	90				
PAKISTAN	91	201	121				
INDIA	372	394	228				
INDONESIA	25	93	52				
SINGAPORE	302	888	511				
CHINA	552	441	246				
SOUTH KOREA	166	298	170				
JAPAN	4 707	29 253	16 695				
TAIWAN	576	2 134	1 183				
HONG KONG	101	772	427				
AUSTRALIA	220	864	513				
NEW ZEALAND	12	128	77				
EXPORTS	940 037	2 269 506	1 288 979				
FRANCE	105 356	271 059	154 232				
BELGIUM LUX	108 034	158 003	89 785				
NETHERLANDS	90 741	186 694	105 981				
ITALY	56 766	151 970	86 628				
UNTD KINGDOM	66 701	168 121	95 794				
IRELAND	1 700	10 395	5 862				
DENMARK	52 214	66 595	37 883				
GREECE	6 741	13 988	7 912				
PORTUGAL	2 394	13 055	7 410				
SPAIN	18 776	81 240	46 263				
CANARY IS	375	1 526	855				
CEUTA MEL	19	132	76				
ICELAND	284	908	508				
NORWAY	13 156	26 704	15 236				
SWEDEN	46 118	90 027	51 206				
FINLAND	9 964	26 576	15 055				
SWITZERLAND	109 239	199 922	113 745				
AUSTRIA	74 306	180 462	102 481				
GIBRALTAR	5	52	30				
MALTA	308	3 669	2 045				
YUGOSLAVIA	5 559	21 060	11 957				
TURKEY	6 565	12 284	7 011				

6 IMPORTS AND EXPORTS (SPECIAL TRADE) BY GROUPS OF THE SITC-REV. III AND BY COUNTRIES OF PRODUCTION AND CONSUMPTION 1988

GROUP COUNTRY	DT = 100 KG	1 000 DM	1 000 \$	GROUP COUNTRY	DT = 100 KG	1 000 DM	1 000 \$
HONG KONG	521	4 247	2 384	KENYA	88	372	206
AUSTRALIA	3 947	13 540	7 665	UGANDA	32	187	105
NEW ZEALAND	351	1 634	926	TANZANIA	52	330	181
FR POLYNESIA	5	65	39	MADAGASCAR	13	70	38
<b>751 OFFICE MACHINES</b>				REUNION	57	339	190
IMPORTS	295 513	1 548 127	880 021	MAURITIUS	18	91	51
FRANCE	16 759	91 677	52 132	ZAMBIA	29	233	130
BELGIUM LUX	2 823	15 724	8 786	ZIMBABWE	32	264	150
NETHERLANDS	25 530	146 243	82 420	MALAWI	11	120	68
ITALY	10 481	55 097	31 014	REP S AFRICA	2 091	16 772	9 554
UNTD KINGDOM	34 907	210 088	118 970	USA	28 722	140 355	80 336
IRELAND	261	960	549	CANADA	1 851	10 003	5 736
DENMARK	2 515	11 608	6 612	MEXICO	390	1 495	855
PORTUGAL	70	569	327	GUATEMALA	64	139	79
SPAIN	897	1 807	1 017	HONDURAS	40	71	41
NORWAY	86	695	396	EL SALVADOR	57	213	121
SWEDEN	1 791	18 566	10 642	COSTA RICA	20	142	77
FINLAND	16	163	91	PANAMA	63	237	131
SWITZERLAND	1 657	21 332	12 142	CUBA	8	82	46
AUSTRIA	1 156	6 635	3 741	DOMINIC REP	14	99	56
YUGOSLAVIA	6 746	9 497	5 419	GUADELOUPE	16	89	48
POLAND	128	147	83	MARTINIQUE	42	197	111
CZECHOSLOVA	106	548	311	JAMAICA	34	210	121
HUNGARY	5	54	30	ARUBA	8	51	30
BULGARIA	2 169	3 078	1 772	NETH ANTILL	14	57	32
USA	19 368	164 826	93 285	COLOMBIA	181	2 397	1 366
CANADA	70	594	348	VENEZUELA	839	6 598	3 729
MEXICO	4 166	7 757	4 363	ECUADOR	68	210	117
BRAZIL	481	1 797	990	PERU	115	381	217
ARGENTINA	23	324	190	BRAZIL	49	648	360
ISRAEL	25	937	497	CHILE	868	4 867	2 728
SINGAPORE	6 333	29 934	16 914	BOLIVIA	128	554	319
CHINA	3 006	15 916	8 930	PARAGUAY	108	583	331
SOUTH KOREA	1 795	6 524	3 696	URUGUAY	49	201	113
JAPAN	132 254	624 265	357 069	ARGENTINA	246	2 377	1 346
TAIWAN	6 914	37 162	21 103	CYPRUS	220	942	532
HONG KONG	12 904	63 079	35 896	LEBANON	224	1 646	937
AUSTRALIA	9	97	55	IRAQ	48	488	274
EXPORTS	327 420	1 924 642	1 096 786	IRAN	55	681	390
FRANCE	55 534	348 109	198 997	ISRAEL	711	2 676	1 553
BELGIUM LUX	13 347	81 277	46 093	JORDAN	171	392	218
NETHERLANDS	44 574	221 667	126 337	SAUDI ARABIA	762	3 687	2 097
ITALY	29 258	173 928	99 124	KUWAIT	296	2 146	1 197
UNTD KINGDOM	54 382	315 649	179 614	BAHRAIN	59	290	165
IRELAND	870	4 046	2 306	QATAR	57	228	132
DENMARK	8 772	55 832	31 979	ARAB EMIRAT	765	2 324	1 310
GREECE	2 177	10 559	6 044	OMAN	168	699	400
PORTUGAL	5 888	31 321	17 766	PAKISTAN	111	421	237
SPAIN	15 664	98 598	56 320	INDIA	44	943	526
CANARY IS	329	1 814	1 033	BANGLADESH	28	92	54
CEUTA MEL	23	125	72	SRI LANKA	41	358	205
ICELAND	307	2 652	1 496	BURMA	11	67	37
NORWAY	3 178	21 654	12 572	THAILAND	1 165	6 062	3 418
SWEDEN	6 114	43 878	25 100	VIETNAM	23	110	61
FINLAND	3 782	20 638	11 712	INDONESIA	262	1 008	573
SWITZERLAND	11 716	82 767	47 102	MALAYSIA	142	1 689	948
AUSTRIA	9 700	64 585	36 726	SINGAPORE	1 026	5 623	3 181
ANDORRA	11	101	55	PHILIPPINES	66	432	246
GIBRALTAR	9	56	32	CHINA	346	2 023	1 131
MALTA	65	318	184	SOUTH KOREA	240	2 871	1 632
YUGOSLAVIA	1 148	8 603	4 905	JAPAN	1 603	14 124	7 924
TURKEY	1 747	6 146	3 480	TAIWAN	265	1 344	766
SOVIET UNION	1 005	10 248	5 821	HONG KONG	2 751	11 920	6 759
POLAND	1 102	6 483	3 671	AUSTRALIA	3 314	20 376	11 430
CZECHOSLOVA	475	5 908	3 346	NEW ZEALAND	314	1 222	697
HUNGARY	1 514	12 242	6 896	NEW CALEDON	23	106	63
ROMANIA	6	66	37	FR POLYNESIA	21	120	67
BULGARIA	103	839	475	<b>752 AUTOMATC. DATA PROC. EQUIP</b>			
MOROCCO	360	1 583	890	IMPORTS	658 146	10 629 282	6 045 686
ALGERIA	41	330	190	FRANCE	29 617	640 331	365 124
TUNISIA	327	1 120	627	BELGIUM LUX	7 977	150 530	85 852
LIBYA	393	2 140	1 216	NETHERLANDS	28 362	430 817	245 894
EGYPT	708	2 094	1 187	ITALY	28 924	534 227	309 706
SUDAN	62	609	339	UNTD KINGDOM	72 179	1 601 278	908 247
BURKINA FASO	28	230	130	IRELAND	14 582	430 789	244 467
NIGER	52	246	137	DENMARK	3 120	65 682	37 376
SENEGAL	36	216	127	GREECE	23	748	416
GUINEA	13	59	34	PORTUGAL	39	722	398
IVORY COAST	38	147	83	SPAIN	9 260	157 495	89 938
GHANA	26	205	117	ICELAND	5	140	78
TOGO	37	192	107	NORWAY	2 926	73 614	41 576
BENIN	18	95	55	SWEDEN	16 780	294 502	167 298
NIGERIA	229	4 320	2 390	FINLAND	3 878	47 634	27 069
CAMEROON	56	276	154	SWITZERLAND	2 779	58 208	33 161
GABON	57	200	113	AUSTRIA	2 842	45 825	26 028
CONGO	17	133	75	YUGOSLAVIA	35	776	446
ZAIRE	46	287	161	TURKEY	38	1 101	613
RWANDA	23	106	60	SOVIET UNION	1	58	30
BURUNDI	5	53	31	CZECHOSLOVA	11	385	219
ANGOLA	103	538	309	HUNGARY	45	290	169
ETHIOPIA	61	289	169	ROMANIA	95	775	448
SOMALIA	7	59	32	BULGARIA	6	108	63
				MOROCCO	4	247	143
				EGYPT	11	215	117



6 IMPORTS AND EXPORTS (SPECIAL TRADE) BY GROUPS OF THE SITC-REV. III AND BY COUNTRIES OF PRODUCTION AND CONSUMPTION 1988

GROUP COUNTRY	DT = 100 KG	1 000 DM	1 000 \$	GROUP COUNTRY	DT = 100 KG	1 000 DM	1 000 \$
TOGO		59	34	CANADA	1 720	35 684	20 213
NIGERIA	1	167	90	MEXICO	153	2 205	1 230
RWANDA	14	125	71	EL SALVADOR	6	96	53
ZIMBABWE	3	208	117	CUBA	2	267	148
REP S AFRICA	115	5 507	3 218	DOMINIC REP	1	83	46
USA	112 281	2 722 381	1 547 413	BARBADOS	2	116	64
CANADA	707	16 649	9 479	TRINIDAD TOB	5	180	102
MEXICO	412	1 716	968	COLOMBIA	5	333	186
BAHAMAS	103	615	372	VENEZUELA	375	7 642	4 344
FRENCH GUIAN	34	60	34	ECUADOR	21	309	182
BRAZIL	21	787	461	PERU	6	190	110
ARGENTINA	44	434	248	BRAZIL	142	6 625	3 836
LEBANON	3	164	93	CHILE	212	1 823	1 037
ISRAEL	515	24 135	13 730	BOLIVIA	4	135	76
SAUDI ARABIA	3	125	74	PARAGUAY	14	330	180
KUWAIT	6	112	64	URUGUAY	2	135	74
QATAR		50	30	ARGENTINA	350	5 920	3 372
ARAB EMIRAT	2	92	53	CYPRUS	79	1 064	601
INDIA	19	132	78	LEBANON	34	474	259
THAILAND	3 132	45 649	25 929	SYRIA	16	196	111
INDONESIA	843	4 349	2 589	IRAQ	68	3 863	2 202
MALAYSIA	52	712	413	IRAN	877	5 667	3 214
BRUNEI	56	589	349	ISRAEL	1 073	18 943	10 779
SINGAPORE	17 574	341 546	194 162	JORDAN	37	983	541
PHILIPPINES	1	84	46	SAUDI ARABIA	261	8 943	5 000
CHINA	61	703	391	KUWAIT	102	1 416	797
SOUTH KOREA	14 182	92 022	51 868	BAHRAIN	20	364	200
JAPAN	179 115	1 919 827	1 093 754	QATAR	31	463	262
TAIWAN	77 680	588 863	335 395	ARAB EMIRAT	823	8 436	4 824
HONG KONG	27 410	319 865	182 441	OMAN	22	351	201
AUSTRALIA	176	4 206	2 366	PAKISTAN	163	2 887	1 646
NEW ZEALAND	9	239	132	INDIA	434	14 044	7 909
UNID COUNTR	4	88	50	BANGLADESH	7	258	146
EXPORTS	450 692	7 671 888	4 360 333	SRI LANKA	85	1 448	834
FRANCE	72 646	1 156 336	658 261	NEPAL		63	36
BELGIUM LUX	22 738	381 486	216 917	BURMA	7	60	32
NETHERLANDS	52 658	861 661	490 005	THAILAND	811	5 547	3 154
ITALY	46 476	763 549	434 922	INDONESIA	121	4 003	2 256
UNTD KINGDOM	65 428	1 156 381	654 462	MALAYSIA	456	12 248	7 035
IRELAND	9 666	278 309	158 868	SINGAPORE	620	11 366	6 465
DENMARK	13 126	210 161	119 783	PHILIPPINES	160	2 902	1 610
GREECE	3 148	39 884	22 509	CHINA	901	25 744	14 632
PORTUGAL	4 159	71 160	40 349	NORTH KOREA	15	552	311
SPAIN	27 105	426 432	242 687	SOUTH KOREA	198	10 968	6 316
CANARY IS	352	3 197	1 806	JAPAN	1 954	51 081	28 797
ICELAND	230	3 788	2 186	TAIWAN	418	13 018	7 286
NORWAY	5 104	88 620	50 612	HONG KONG	725	10 020	5 691
SWEDEN	12 484	197 591	112 484	AUSTRALIA	1 564	30 253	17 045
FINLAND	7 562	117 259	66 299	NEW ZEALAND	234	4 306	2 456
SWITZERLAND	22 509	450 606	255 849	POLAR REG	3	675	386
AUSTRIA	22 989	387 875	220 196	759 PARTS, FOR OFFICE MACHINS			
MALTA	36	474	263	IMPORTS	350 024	6 080 549	3 461 222
YUGOSLAVIA	4 207	67 037	37 893	FRANCE	19 585	728 600	414 903
TURKEY	3 643	58 911	33 744	BELGIUM LUX	6 837	92 123	52 337
SOVIET UNION	2 273	66 141	37 904	NETHERLANDS	30 030	392 351	222 933
POLAND	1 635	14 914	8 432	ITALY	12 703	301 237	172 987
CZECHOSLOVA	1 611	45 481	25 533	UNTD KINGDOM	24 410	709 085	403 617
HUNGARY	1 922	32 224	18 439	IRELAND	7 763	340 752	194 394
ROMANIA	6	134	77	DENMARK	1 849	27 064	15 387
BULGARIA	832	7 298	4 177	GREECE	78	1 376	783
MOROCCO	341	6 502	3 682	PORTUGAL	1 221	17 860	10 103
ALGERIA	36	1 362	777	SPAIN	3 290	117 974	66 920
TUNISIA	92	444	252	ICELAND	1	98	54
LIBYA	192	9 101	5 031	NORWAY	404	13 920	7 858
EGYPT	260	4 671	2 686	SWEDEN	3 428	97 939	55 925
SUDAN	6	278	161	FINLAND	372	12 088	6 866
MALI	3	56	31	SWITZERLAND	4 548	85 737	48 930
NIGER	4	62	35	AUSTRIA	1 545	29 865	17 063
SENEGAL	8	104	58	YUGOSLAVIA	4 067	5 661	3 230
SIERRA LEONE	4	172	101	TURKEY	18	1 350	767
LIBERIA	9	123	67	POLAND		88	49
IVORY COAST	5	58	32	CZECHOSLOVA	22	323	183
GHANA	22	619	356	HUNGARY	3 283	3 792	2 160
BENIN	1	55	31	ROMANIA	1	100	53
NIGERIA	224	3 523	1 974	BULGARIA	86	146	87
CAMEROON	11	189	106	MOROCCO	25	1 500	857
CENT AFR REP	30	181	98	NIGERIA	6	162	88
GABON	3	88	47	ZAIRE	7	78	47
CONGO	18	138	79	REUNION	7	301	174
ZAIRE	13	188	109	ZIMBABWE		75	43
RWANDA	5	129	69	REP S AFRICA	337	9 280	5 407
BURUNDI	6	415	235	USA	63 629	1 621 657	921 765
ANGOLA	3	184	105	CANADA	621	22 684	13 042
ETHIOPIA	4	192	108	MEXICO	127	1 943	1 106
SOMALIA	3	117	65	BRAZIL	33	563	316
KENYA	12	269	152	ARGENTINA	45	1 881	1 072
UGANDA	3	93	55	LEBANON		97	55
TANZANIA	11	166	93	ISRAEL	215	9 087	5 196
MADAGASCAR	7	87	46	SAUDI ARABIA	9	243	138
REUNION	9	97	57	KUWAIT	12	71	42
MAURITIUS	18	197	111	INDIA	12	100	60
ZAMBIA	5	125	71	THAILAND	176	1 015	586
ZIMBABWE	89	3 130	1 843	MALAYSIA	1 846	8 280	5 330
REP S AFRICA	3 476	53 662	30 357	SINGAPORE	9 301	189 481	108 041
USA	25 839	382 774	217 822				

6 IMPORTS AND EXPORTS (SPECIAL TRADE) BY GROUPS OF THE SITC-REV. III AND BY COUNTRIES OF PRODUCTION AND CONSUMPTION 1988

GROUP COUNTRY	DT = 100 KG	1 000 DM	1 000 \$	GROUP COUNTRY	DT = 100 KG	1 000 DM	1 000 \$
PHILIPPINES	21	79	44	MALAYSIA	110	3 063	1 746
CHINA	35	560	309	BRUNEI	84	4 148	2 512
SOUTH KOREA	3 216	46 630	26 210	SINGAPORE	5 199	41 175	23 076
JAPAN	110 676	954 573	542 886	PHILIPPINES	22	644	352
TAIWAN	29 055	176 889	100 764	CHINA	146	14 003	8 004
HONG KONG	4 710	45 837	26 210	NORTH KOREA	8	118	67
AUSTRALIA	328	5 916	3 307	SOUTH KOREA	581	6 546	3 694
NEW ZEALAND	15	381	217	JAPAN	1 555	71 822	40 438
UNTD COUNTR	2	63	37	TAIWAN	2 788	33 932	19 262
EXPORTS	268 310	4 298 790	2 446 752	HONG KONG	415	6 452	3 672
FRANCE	32 112	848 866	484 394	AUSTRALIA	791	12 785	7 211
BELGIUM LUX	10 430	165 677	94 367	NEW ZEALAND	28	670	381
NETHERLANDS	60 567	613 448	348 264	761 TELEVISION RECEIVERS ETC			
ITALY	21 929	312 921	178 258	IMPORTS	797 764	2 326 698	1 324 971
UNTD KINGDOM	34 402	551 241	313 150	FRANCE	40 196	94 257	53 940
IRELAND	11 916	142 837	80 901	BELGIUM LUX	58 516	156 795	89 862
DENMARK	4 010	75 441	42 797	NETHERLANDS	13 579	38 650	21 949
GREECE	593	10 514	5 942	ITALY	61 154	167 065	95 121
PORTUGAL	766	18 094	10 285	UNTD KINGDOM	60 293	247 823	140 958
SPAIN	11 161	211 632	121 298	IRELAND	353	2 213	1 293
CANARY IS	8	328	185	DENMARK	1 916	12 796	7 273
ICELAND	41	1 015	577	GREECE	3 148	584	351
NORWAY	1 506	34 272	19 520	PORTUGAL	3 810	7 950	4 604
SWEDEN	6 538	118 613	67 908	SPAIN	18 942	48 341	27 310
FINLAND	1 300	34 585	19 551	NORWAY	56	321	185
SWITZERLAND	8 028	165 499	94 112	SWEDEN	3 391	8 215	4 623
AUSTRIA	7 081	175 851	100 198	FINLAND	33 950	86 915	49 969
MALTA	12	309	177	SWITZERLAND	1 489	3 910	2 187
YUGOSLAVIA	4 782	22 660	12 810	AUSTRIA	99 723	270 529	153 866
TURKEY	435	7 814	4 440	YUGOSLAVIA	1 604	3 143	1 789
SOVIET UNION	374	9 073	5 249	TURKEY	220	496	283
POLAND	379	3 858	2 188	SOVIET UNION	7 755	13 772	7 821
CZECHOSLOVA	337	9 049	5 133	POLAND	131	146	85
HUNGARY	1 038	15 582	8 846	HUNGARY	15 729	20 373	11 542
ROMANIA	106	991	580	ROMANIA	15 450	11 827	6 725
BULGARIA	265	3 572	2 070	TUNISIA	633	1 695	969
MOROCCO	90	4 311	2 430	USA	2 956	9 482	5 396
ALGERIA	4	145	80	CANADA	122	1 360	769
TUNISIA	33	489	276	INDONESIA	10	76	42
LIBYA	139	9 047	5 260	MALAYSIA	9 375	19 846	11 365
EGYPT	74	3 079	1 776	SINGAPORE	43 470	119 506	68 243
SUDAN	6	219	128	PHILIPPINES	44	169	98
NIGER	4	61	35	CHINA	43 926	82 650	46 589
SENEGAL	4	126	75	SOUTH KOREA	147 990	319 973	182 540
IVORY COAST	3	81	46	JAPAN	60 486	445 132	253 295
GHANA	10	130	72	TAIWAN	22 216	66 008	37 408
NIGERIA	24	1 649	947	HONG KONG	28 108	64 467	36 440
CAMEROON	3	92	52	EXPORTS	664 675	2 519 614	1 432 281
GABON	7	120	65	FRANCE	80 077	346 580	197 823
CONGO	9	90	52	BELGIUM LUX	49 806	178 998	101 738
ZAIRE	3	83	47	NETHERLANDS	73 507	274 975	156 056
RWANDA	1	72	39	ITALY	177 273	641 434	365 547
BURUNDI	10	82	46	UNTD KINGDOM	50 680	289 542	164 095
ANGOLA	48	609	354	IRELAND	2 101	8 884	5 038
ETHIOPIA	7	297	167	DENMARK	16 113	61 178	34 856
SOMALIA	6	68	38	GREECE	21 074	78 199	44 745
KENYA	14	431	242	PORTUGAL	19 436	53 628	30 337
TANZANIA	10	120	69	SPAIN	15 022	84 451	47 791
MADAGASCAR	3	64	36	CANARY IS	2 304	5 423	3 054
MAURITIUS	3	120	66	CEUTA MEL	200	540	306
ZAMBIA	10	111	63	ICELAND	358	988	565
ZIMBABWE	17	480	269	NORWAY	7 217	19 705	11 190
REP S AFRICA	1 222	35 619	20 090	SWEDEN	29 043	82 463	46 761
USA	31 180	438 810	250 259	FINLAND	2 824	9 213	5 241
CANADA	833	7 967	4 539	SWITZERLAND	35 817	114 779	65 172
MEXICO	1 008	4 968	2 790	AUSTRIA	39 271	120 157	67 812
GUATEMALA	32	82	46	ANDORRA	372	1 389	773
NICARAGUA	4	481	274	GIBRALTAR	92	285	159
COSTA RICA	1	100	59	MALTA	34	235	130
PANAMA	2	55	31	YUGOSLAVIA	7 740	30 756	17 669
COLOMBIA	7	490	271	TURKEY	2 760	10 784	6 056
VENEZUELA	202	2 372	1 330	SOVIET UNION	258	1 583	898
PERU	5	159	89	POLAND	1 515	4 260	2 395
BRAZIL	293	8 333	4 753	CZECHOSLOVA	825	4 056	2 345
CHILE	23	538	299	HUNGARY	1 903	10 711	5 969
PARAGUAY	6	58	34	ROMANIA	113	2 417	1 231
ARGENTINA	32	678	383	BULGARIA	444	2 055	1 159
CYPRUS	19	661	376	ALBANIA	256	658	353
LEBANON	15	508	289	MOROCCO	209	858	490
SYRIA	1	203	110	ALGERIA	10	244	143
IRAQ	73	1 333	759	TUNISIA	9	66	34
IRAN	65	600	340	LIBYA	34	193	112
ISRAEL	216	5 772	3 299	EGYPT	17	127	71
JORDAN	5	241	135	BURKINA FASO	104	267	149
SAUDI ARABIA	112	1 809	1 032	GUINEA	7	51	30
KUWAIT	40	2 002	1 131	GHANA	41	64	37
BAHRAIN	64	1 350	766	NIGERIA	39	136	80
QATAR	6	114	61	CAMEROON	152	455	265
ARAB EMIRAT	165	4 074	2 314	ANGOLA	13	66	37
OMAN	33	592	332	KENYA	24	56	33
PAKISTAN	147	392	215	TANZANIA	16	107	57
INDIA	103	4 055	2 282	REUNION	492	1 332	744
SRI LANKA	14	203	111				
THAILAND	42	1 091	617				
INDONESIA	15	771	443				

6 IMPORTS AND EXPORTS (SPECIAL TRADE) BY GROUPS OF THE SITC-REV. III AND BY COUNTRIES OF PRODUCTION AND CONSUMPTION 1988

GROUP COUNTRY	DT = 100 KG	1 000 DM	1 000 \$	GROUP COUNTRY	DT = 100 KG	1 000 DM	1 000 \$
MAURITIUS	407	971	543	AUSTRIA	6 004	41 018	23 414
ZIMBABWE	17	101	57	ANDORRA	342	2 714	1 519
REP S AFRICA	364	895	507	GIBRALTAR	8	78	42
USA	1 091	8 363	4 778	MALTA	22	162	88
CANADA	11	203	117	YUGOSLAVIA	932	4 664	2 665
ST PIERRE	24	69	40	TURKEY	1 393	7 376	4 153
BAHAMAS	69	783	447	SOVIET UNION	257	1 382	777
GUADELOUPE	98	381	210	POLAND	124	752	426
MARTINIQUE	226	713	405	CZECHOSLOVA	658	2 644	1 504
NETH ANTILL	27	97	53	HUNGARY	304	1 578	902
VENEZUELA	4	128	73	ROMANIA	119	501	284
BRAZIL	6	158	89	BULGARIA	275	1 184	672
PARAGUAY	13	51	30	MOROCCO	38	581	333
CYPRUS	1 607	4 307	2 453	LIBYA	6	59	30
LEBANON	235	614	342	EGYPT	10	239	136
IRAN	77	418	230	NIGERIA	19	133	77
ISRAEL	7 013	16 878	9 573	ANGOLA	73	208	114
JORDAN	305	723	417	KENYA	8	155	89
SAUDI ARABIA	282	1 003	564	UGANDA	4	153	85
KUWAIT	251	871	492	REP S AFRICA	466	13 670	7 796
BAHRAIN	33	175	99	USA	472	17 119	9 756
QATAR	75	255	146	CANADA	13	380	216
ARAB EMIRAT	485	1 468	830	MEXICO	2	51	30
OMAN	18	95	53	CHILE	50	954	537
AFGHANISTAN	4	72	37	URUGUAY	4	56	30
INDIA	27	617	355	CYPRUS	83	344	193
SRI LANKA	13	59	35	ISRAEL	81	751	426
THAILAND	86	433	240	JORDAN	3	61	36
INDONESIA	473	1 489	854	SAUDI ARABIA	142	587	335
MALAYSIA	144	395	225	KUWAIT	38	467	259
SINGAPORE	2 656	8 228	4 658	QATAR	4	53	30
PHILIPPINES	3	74	42	ARAB EMIRAT	96	733	422
CHINA	30	277	159	OMAN	6	115	64
SOUTH KOREA	14	195	119	BANGLADESH	22	321	183
JAPAN	456	1 538	878	THAILAND	70	849	468
TAIWAN	1 159	3 341	1 909	INDONESIA	47	887	503
HONG KONG	1 264	4 667	2 581	MALAYSIA	183	1 841	1 046
AUSTRALIA	5 854	15 088	8 509	SINGAPORE	392	5 733	3 266
FIJI	3	191	113	CHINA	3	100	57
FR POLYNESIA	28	70	40	NORTH KOREA	1	56	30
				SOUTH KOREA	64	281	166
				JAPAN	17	349	191
				TAIWAN	358	4 160	2 344
				HONG KONG	276	3 129	1 761
				AUSTRALIA	138	4 709	2 673
				NEW ZEALAND	22	376	214
				NEW CALEDON	8	56	32
762 RADIO-BROADCAST RECEIVER				763 SOUND RECORDER, PHONOGRPH			
IMPORTS	453 896	1 657 656	943 499	IMPORTS	298 666	2 004 985	1 140 220
FRANCE	4 294	55 716	31 634	FRANCE	3 943	27 142	15 268
BELGIUM LUX	4 851	24 852	14 269	BELGIUM LUX	8 928	51 189	29 221
NETHERLANDS	7 286	20 063	11 441	NETHERLANDS	5 434	37 785	21 599
ITALY	510	1 916	1 099	ITALY	431	4 572	2 614
UNTD KINGDOM	4 446	15 577	8 798	UNTD KINGDOM	10 654	90 963	52 186
IRELAND	77	240	136	IRELAND	228	3 664	2 117
DENMARK	990	5 261	3 008	DENMARK	211	2 277	1 319
PORTUGAL	8 909	94 097	54 293	GREECE	18	127	74
SPAIN	71	218	128	PORTUGAL	3 174	19 106	11 105
NORWAY	5	64	35	SPAIN	28	159	87
SWEDEN	10	293	169	CEUTA MEL	18	60	34
SWITZERLAND	150	1 360	784	NORWAY	27	628	358
AUSTRIA	7 046	44 852	25 725	SWEDEN	33	247	142
TURKEY	52	115	61	FINLAND	41	383	222
SOVIET UNION	305	235	138	SWITZERLAND	1 090	28 370	16 175
POLAND	4 955	5 756	3 315	AUSTRIA	10 407	96 494	54 591
USA	752	8 796	4 963	YUGOSLAVIA	8	140	82
CANADA	2 985	28 784	16 422	POLAND	2 512	1 701	978
NICARAGUA	22	652	384	CZECHOSLOVA	704	832	480
BRAZIL	3 788	40 644	23 113	HUNGARY	153	319	186
ISRAEL	65	89	50	BULGARIA	7	75	39
PAKISTAN	41	131	71	KENYA	1	61	32
INDONESIA	1 222	1 909	1 065	USA	1 082	18 418	10 465
MALAYSIA	54 298	158 762	90 571	SYRIA		91	55
SINGAPORE	26 517	89 720	50 868	ARAB EMIRAT	68	458	261
PHILIPPINES	176	355	204	THAILAND	30	199	112
CHINA	61 818	125 155	70 529	MALAYSIA	4 755	18 152	10 365
SOUTH KOREA	99 585	266 710	151 653	SINGAPORE	6 929	42 486	23 998
JAPAN	54 806	425 805	241 979	PHILIPPINES	303	931	538
TAIWAN	68 035	151 097	86 136	CHINA	6 014	20 046	11 217
HONG KONG	35 492	87 775	50 083	SOUTH KOREA	32 723	158 994	90 795
MACAO	314	509	296	JAPAN	182 154	1 305 022	741 867
EXPORTS	110 232	743 543	425 104	TAIWAN	7 764	36 731	20 637
FRANCE	26 180	114 812	65 681	HONG KONG	8 761	36 657	20 931
BELGIUM LUX	6 708	55 317	31 733	AUSTRALIA	3	57	33
NETHERLANDS	13 782	75 974	43 460	EXPORTS	130 733	1 151 546	659 543
ITALY	16 204	80 616	46 284	FRANCE	42 085	384 326	219 229
UNTD KINGDOM	8 147	131 701	75 475	BELGIUM LUX	6 093	58 609	33 714
IRELAND	627	2 869	1 618	NETHERLANDS	10 066	86 360	49 826
DENMARK	2 959	17 403	9 954	ITALY	15 612	132 438	76 605
GREECE	848	3 148	1 779	UNTD KINGDOM	12 773	106 430	60 643
PORTUGAL	4 888	20 345	11 592	IRELAND	242	2 028	1 139
SPAIN	7 594	37 142	21 200	DENMARK	2 787	22 809	13 157
CANARY IS	252	1 243	699				
CEUTA MEL	24	195	112				
ICELAND	127	360	207				
NORWAY	611	5 516	3 163				
SWEDEN	2 468	23 239	13 197				
FINLAND	1 624	11 921	6 828				
SWITZERLAND	3 458	36 905	21 164				

6 IMPORTS AND EXPORTS (SPECIAL TRADE) BY GROUPS OF THE SITC-REV. III AND BY COUNTRIES OF PRODUCTION AND CONSUMPTION 1988

GROUP COUNTRY	DT = 100 KG	1 000 DM	1 000 \$	GROUP COUNTRY	DT = 100 KG	1 000 DM	1 000 \$
GREECE	2 093	15 908	9 233	YUGOSLAVIA	4 222	13 288	7 578
PORTUGAL	3 135	24 697	14 076	TURKEY	39	3 165	1 832
SPAIN	8 613	69 234	39 984	SOVIET UNION	745	222	122
CANARY IS	58	390	219	POLAND	10 801	7 697	4 396
CEUTA MEL	10	57	32	CZECHOSLOVA	5 127	3 324	1 885
ICELAND	16	195	107	HUNGARY	8 764	11 193	6 305
NORWAY	506	5 071	2 906	ROMANIA	565	332	189
SWEDEN	1 384	15 234	8 677	BULGARIA	336	236	132
FINLAND	818	6 597	3 789	MOROCCO	1	82	48
SWITZERLAND	3 484	39 661	22 815	ALGERIA	1	146	82
AUSTRIA	5 543	43 628	25 229	TUNISIA	2 869	6 399	3 631
ANDORRA	166	2 556	1 438	EGYPT		125	70
MALTA	43	490	275	GUINEA		102	61
YUGOSLAVIA	666	7 433	4 229	TOGO	5	75	45
TURKEY	358	3 899	2 216	NIGERIA	56	1 682	938
SOVIET UNION	122	3 906	2 191	REUNION	8	91	53
POLAND	243	2 190	1 216	REP S AFRICA	39	1 827	1 038
CZECHOSLOVA	223	3 250	1 850	USA	27 153	442 406	253 078
HUNGARY	431	4 788	2 693	CANADA	2 238	52 370	30 006
ROMANIA	129	1 629	926	MEXICO	8	793	459
BULGARIA	94	1 139	660	COSTA RICA	36	215	128
ALBANIA	10	370	218	BRAZIL	1 203	4 558	2 578
MOROCCO	19	993	575	ARGENTINA	4	76	44
ALGERIA	3	222	125	SYRIA		58	33
TUNISIA	15	277	158	IRAQ	1	269	154
LIBYA	14	363	212	ISRAEL	297	14 757	8 317
EGYPT	45	729	406	JORDAN	2	201	119
SUDAN		56	33	SAUDI ARABIA	1	643	369
MALI	3	86	46	KUWAIT	4	211	120
CHAD	1	58	34	ARAB EMIRAT	29	843	478
IVORY COAST	4	59	35	OMAN		94	53
NIGERIA	5	144	81	NORTH YEMEN		101	57
CAMEROON	7	341	203	PAKISTAN	8	343	184
RWANDA	2	101	56	INDIA	325	875	494
ANGOLA	10	164	96	SRI LANKA		144	80
SOMALIA	7	160	92	THAILAND	804	1 859	1 041
KENYA	3	121	68	INDONESIA	4	202	118
MOZAMBIQUE	3	60	31	MALAYSIA	5 804	11 909	6 721
ZAMBIA	1	202	107	BRUNEI	2	402	231
REP S AFRICA	116	3 214	1 844	SINGAPORE	4 607	42 101	23 786
BOTSWANA	5	98	54	PHILIPPINES	2 488	2 924	1 663
USA	6 377	30 034	16 995	CHINA	4 988	9 787	5 507
CANADA	504	3 181	1 830	NORTH KOREA	15	59	33
MEXICO	3 709	38 609	21 914	SOUTH KOREA	42 880	110 355	62 471
CUBA	5	289	159	JAPAN	243 984	2 471 043	1 402 705
MARTINIQUE	6	70	39	TAIWAN	70 522	139 931	79 529
TRINIDAD TOB	2	64	39	HONG KONG	11 580	40 706	23 160
VENEZUELA	50	271	160	AUSTRALIA	192	1 834	1 029
ECUADOR	8	138	80	NEW ZEALAND	4	121	67
BRAZIL	4	415	250	UNID COUNTR	9	92	53
CHILE	3	54	30				
ARGENTINA	7	313	184	EXPORTS	581 752	6 245 076	3 557 386
CYPRUS	23	239	134	FRANCE	113 632	625 680	358 239
LEBANON	31	91	51	BELGIUM LUX	36 019	346 014	196 728
SYRIA	2	324	180	NETHERLANDS	41 142	486 368	277 758
IRAN	18	190	102	ITALY	22 995	414 850	236 377
ISRAEL	108	2 705	1 534	UNTD KINGDOM	45 238	374 539	213 220
JORDAN	6	122	69	IRELAND	1 306	16 235	9 244
SAUDI ARABIA	48	714	407	DENMARK	15 486	228 222	130 014
KUWAIT	10	489	279	GREECE	12 970	103 948	59 322
ARAB EMIRAT	48	1 290	740	PORTUGAL	16 081	207 454	117 346
AFGHANISTAN	7	255	135	SPAIN	26 426	177 795	101 473
PAKISTAN	1	98	57	CANARY IS	797	3 364	1 919
INDIA	49	1 953	749	CEUTA MEL	80	888	535
SRI LANKA	5	224	130	ICELAND	374	2 206	1 247
THAILAND	9	183	103	FAROE IS	50	368	208
MALAYSIA	17	190	108	NORWAY	4 064	61 753	35 100
SINGAPORE	57	1 434	819	SWEDEN	9 731	86 945	49 645
CHINA	18	805	457	FINLAND	5 836	90 121	51 584
NORTH KOREA	10	726	414	SWITZERLAND	25 966	492 550	279 999
SOUTH KOREA	78	836	458	AUSTRIA	66 968	463 134	263 145
JAPAN	343	3 211	1 838	ANDORRA	347	8 711	4 882
TAIWAN	70	639	358	VATICAN CITY	6	286	162
HONG KONG	266	2 140	1 192	MALTA	123	1 139	647
AUSTRALIA	629	5 916	3 340	YUGOSLAVIA	2 207	32 296	18 301
NEW ZEALAND	70	314	182	TURKEY	8 604	95 796	54 338
FR POLYNESIA	4	93	52	SOVIET UNION	430	10 106	5 730
				POLAND	1 000	10 782	6 079
				CZECHOSLOVA	693	10 379	5 887
				HUNGARY	8 526	35 460	20 254
				ROMANIA	29	587	325
				BULGARIA	551	7 116	4 027
				ALBANIA	14	169	100
				MOROCCO	1 529	13 860	7 896
				ALGERIA	3 243	50 012	28 870
				TUNISIA	6 012	18 351	10 391
				LIBYA	1 392	20 291	11 575
				EGYPT	2 170	59 740	33 867
				SUDAN	40	1 374	761
				MALI	23	724	405
				CHAD	21	473	279
				SENEGAL	10	838	469
				GAMBIA	6	107	58
				GUIN BISSAU	14	254	146
				GUINEA	13	541	305
				LIBERIA	13	241	136
764 TELECOMM.EQUIP.PARTS NES							
IMPORTS	730 674	5 505 160	3 134 442				
FRANCE	52 842	569 285	324 938				
BELGIUM LUX	27 949	132 238	75 885				
NETHERLANDS	29 579	166 783	95 167				
ITALY	43 513	165 341	94 889				
UNTD KINGDOM	43 391	356 042	202 447				
IRELAND	1 423	17 813	10 151				
DENMARK	27 484	151 946	86 634				
GREECE	1 368	8 698	4 963				
PORTUGAL	8 488	18 387	10 612				
SPAIN	9 499	81 839	46 345				
NORWAY	2 690	31 667	18 099				
SWEDEN	2 852	40 684	23 077				
FINLAND	875	12 230	6 935				
SWITZERLAND	8 950	121 989	70 244				
AUSTRIA	16 974	227 114	130 315				

## 6 IMPORTS AND EXPORTS (SPECIAL TRADE) BY GROUPS OF THE SITC-REV. III AND BY COUNTRIES OF PRODUCTION AND CONSUMPTION 1988

GROUP COUNTRY	DT = 100 KG	1 000 DM	1 000 \$	GROUP COUNTRY	DT = 100 KG	1 000 DM	1 000 \$
IVORY COAST	62	958	540	771 ELECT POWER MACHNY.PARTS			
GHANA	72	859	488				
TOGO	13	334	190	IMPORTS	474 278	1 096 746	624 721
BENIN	7	449	250	FRANCE	84 295	73 877	42 216
NIGERIA	298	6 491	3 680	BELGIUM LUX	24 806	48 383	27 702
CAMEROON	77	2 892	1 628	NETHERLANDS	20 370	46 652	26 673
CENT AFR REP	6	154	88	ITALY	34 351	54 543	30 947
GABON	9	603	347	UNTD KINGDOM	30 584	65 326	37 140
CONGO	5	112	60	IRELAND	1 212	13 821	7 826
ZAIRE	127	1 747	972	DENMARK	4 832	15 837	8 993
RWANDA	72	1 023	597	GREECE	369	391	220
BURUNDI	2	56	31	PORTUGAL	2 318	5 912	3 420
ANGOLA	51	2 817	1 648	SPAIN	5 543	35 006	19 764
ETHIOPIA	15	629	363	CANARY IS	27	550	309
SOMALIA	31	1 205	706	NORWAY	1 359	6 610	3 760
KENYA	460	4 693	2 514	SWEDEN	4 702	17 842	10 180
UGANDA	9	528	299	FINLAND	24 848	33 305	18 862
TANZANIA	18	720	392	SWITZERLAND	62 281	103 712	59 010
SEYCHELLES	17	262	149	AUSTRIA	30 962	130 462	74 309
MOZAMBIQUE	25	361	200	MALTA	52	828	472
REUNION	24	145	83	YUGOSLAVIA	17 740	9 985	5 702
MAURITIUS	29	1 004	567	TURKEY	13 005	8 087	4 586
ZAMBIA	131	1 319	747	SOVIET UNION	1 323	535	298
ZIMBABWE	95	5 975	3 456	POLAND	5 969	2 299	1 302
MALAWI	1	157	94	CZECHOSLOVA	110	121	67
REP S AFRICA	7 715	183 165	104 427	HUNGARY	3 781	3 663	2 082
BOTSWANA	11	608	352	BULGARIA	33	288	161
LESOTHO	15	462	267	TUNISIA	2 549	11 995	6 833
USA	15 542	220 299	125 543	EGYPT	117	88	48
CANADA	1 245	10 096	5 769	REUNION	11	69	40
MEXICO	1 019	21 296	11 997	REP S AFRICA	472	843	487
GUATEMALA	274	2 111	1 181	USA	11 564	121 099	68 910
HONDURAS	11	346	199	CANADA	4 065	6 248	3 580
EL SALVADOR	270	2 665	1 503	MEXICO	55	745	421
NICARAGUA	7	232	133	VENEZUELA	1 044	2 003	1 213
COSTA RICA	383	1 597	897	BRAZIL	1 009	1 405	807
PANAMA	11	252	147	ISRAEL	715	3 769	2 171
CUBA	17	601	349	SAUDI ARABIA	2 926	1 477	826
GUADELOUPE	18	85	49	KUWAIT	13	576	334
MARTINIQUE	27	203	112	ARAB EMIRAT	5	72	39
TRINIDAD TOB	1	93	50	INDIA	706	1 050	599
NETH ANTILL	55	740	415	THAILAND	13	569	328
COLOMBIA	3 597	69 340	39 726	MALAYSIA	1 251	7 863	4 484
VENEZUELA	2 536	31 178	17 952	SINGAPORE	10 136	27 074	15 651
SURINAME	1	77	42	PHILIPPINES	7	146	84
ECUADOR	443	18 539	10 916	CHINA	7 439	14 970	8 751
PERU	22	1 025	572	SOUTH KOREA	1 618	4 927	2 775
BRAZIL	1 711	71 660	41 023	JAPAN	26 233	112 798	64 347
CHILE	456	13 641	7 933	TAIWAN	14 631	39 198	22 236
BOLIVIA	16	315	182	HONG KONG	12 683	58 967	33 319
PARAGUAY	533	12 592	7 072	AUSTRALIA	37	208	113
URUGUAY	473	2 241	1 269	NEW ZEALAND	6	53	30
ARGENTINA	7 453	105 472	60 671	UNID COUNTR	13	113	59
CYPRUS	219	2 402	1 363	EXPORTS	820 870	1 997 099	1 135 810
LEBANON	516	679	389	FRANCE	67 261	242 503	137 860
SYRIA	91	997	573	BELGIUM LUX	59 849	104 350	59 218
IRAQ	393	10 435	5 931	NETHERLANDS	84 923	147 381	83 962
IRAN	8 975	121 082	68 221	ITALY	33 478	157 638	89 776
ISRAEL	2 826	32 307	18 434	UNTD KINGDOM	82 539	176 549	100 194
JORDAN	139	4 770	2 691	IRELAND	4 004	13 260	7 656
SAUDI ARABIA	2 957	22 146	12 562	DENMARK	28 402	48 978	27 923
KUWAIT	1 671	22 552	12 683	GREECE	2 589	5 364	3 030
BAHRAIN	80	6 511	3 764	PORTUGAL	13 115	21 324	12 141
QATAR	96	1 314	728	SPAIN	22 143	77 213	44 143
ARAB EMIRAT	1 564	89 602	50 535	CANARY IS	23	110	60
OMAN	540	6 140	3 527	ICELAND	455	855	359
NORTH YEMEN	49	853	503	NORWAY	10 794	21 659	12 307
SOUTH YEMEN	2	65	37	SWEDEN	33 370	65 959	37 598
AFGHANISTAN	76	1 061	578	FINLAND	19 504	36 183	20 548
PAKISTAN	2 703	59 474	33 682	SWITZERLAND	63 980	168 802	96 087
INDIA	2 304	33 558	18 991	AUSTRIA	44 524	120 987	68 722
BANGLADESH	307	5 398	3 199	ANDORRA	167	207	113
MALDIVES	5	91	54	VATICAN CITY	127	135	78
SRI LANKA	40	728	412	MALTA	2 788	2 387	1 351
NEPAL	18	902	524	YUGOSLAVIA	3 457	12 643	7 100
BURMA	23	156	88	TURKEY	5 560	20 751	11 856
THAILAND	1 536	75 059	44 217	SOVIET UNION	2 062	18 381	10 420
LAOS		65	35	POLAND	809	3 799	2 141
VIETNAM	7	122	72	CZECHOSLOVA	1 339	6 589	3 738
INDONESIA	3 992	74 690	42 467	HUNGARY	1 456	7 336	4 160
MALAYSIA	1 912	28 612	16 048	ROMANIA	9	202	117
BRUNEI	668	14 287	8 052	BULGARIA	397	2 262	1 285
SINGAPORE	5 038	40 936	23 268	MOROCCO	115	672	398
PHILIPPINES	2 383	35 588	20 201	ALGERIA	803	3 900	2 179
CHINA	4 394	59 105	33 095	TUNISIA	3 390	8 583	4 922
NORTH KOREA	96	886	514	LIBYA	11 558	15 324	8 711
SOUTH KOREA	656	23 495	13 326	EGYPT	3 044	5 576	3 220
JAPAN	1 345	17 234	9 749	SUDAN	82	214	122
TAIWAN	2 658	23 681	13 528	CAPE VERDE	29	64	35
HONG KONG	1 389	11 977	6 781	SENEGAL	5	149	85
MACAO	1	99	58	LIBERIA	13	68	40
AUSTRALIA	2 149	45 061	25 310	IVORY COAST	495	604	321
PAPUA NEW G		270	150	GHANA	49	74	39
NEW ZEALAND	62	612	346	BENIN	4	52	30
NEW CALEDON	70	315	177				
FIJI	12	674	360				
FR POLYNESIA	19	85	35				

6 IMPORTS AND EXPORTS (SPECIAL TRADE) BY GROUPS OF THE SITC-REV. III AND BY COUNTRIES OF PRODUCTION AND CONSUMPTION 1988

GROUP COUNTRY	DT = 100 KG	1 000 DM	1 000 \$	GROUP COUNTRY	DT = 100 KG	1 000 DM	1 000 \$
NIGERIA	3 674	4 591	2 598	SOVIET UNION	112	256	140
CAMEROON	16	74	42	POLAND	1 710	2 254	1 281
ZAIRE	106	230	130	CZECHOSLOVA	239	556	310
RWANDA	14	76	42	HUNGARY	2 958	9 918	5 631
BURUNDI	4	55	31	ROMANIA	51	279	157
ANGOLA	39	389	226	BULGARIA	42	816	454
ETHIOPIA	1 343	1 220	691	TUNISIA	8 852	49 348	28 156
KENYA	84	370	204	REP S AFRICA	128	2 808	1 588
UGANDA	9	72	41	USA	24 866	447 579	254 594
TANZANIA	600	198	115	CANADA	1 045	7 277	4 167
MADAGASCAR	78	125	71	MEXICO	552	3 063	1 752
MAURITIUS	66	119	64	COSTA RICA	908	3 844	2 209
ZAMBIA	42	227	126	BAHAMAS	14	84	51
ZIMBABWE	106	167	95	VENEZUELA	13	77	45
MALAWI	2	127	77	BRAZIL	3 680	15 421	8 733
REP S AFRICA	4 588	20 115	11 476	ISRAEL	558	5 316	3 038
USA	69 364	184 472	104 756	SAUDI ARABIA	143	474	265
CANADA	5 884	13 845	7 784	KUWAIT	2	115	65
GREENLAND	46	59	34	INDIA	195	1 517	879
MEXICO	375	2 729	1 518	THAILAND	735	8 493	4 898
GUATEMALA	67	200	113	MALAYSIA	3 078	27 889	15 915
EL SALVADOR	129	234	133	SINGAPORE	7 084	89 682	51 021
NICARAGUA	74	53	31	PHILIPPINES	54	292	168
COSTA RICA	63	137	78	CHINA	1 611	3 905	2 191
CUBA	19	232	137	SOUTH KOREA	1 492	7 498	4 261
BAHAMAS	27	141	81	JAPAN	32 564	422 246	239 933
DOMINIC REP	7	81	45	TAIWAN	15 695	66 685	37 831
JAMAICA	71	69	39	HONG KONG	7 762	31 725	17 876
TRINIDAD TOB	65	57	31	AUSTRALIA	93	1 897	1 057
NETH ANTILL	195	173	99	NEW ZEALAND	29	300	167
COLOMBIA	500	2 851	1 587	UNID COUNTR	203	178	98
VENEZUELA	3 367	5 711	3 174	EXPORTS	1 547 562	9 876 093	5 618 071
ECUADOR	180	254	148	FRANCE	143 032	1 268 854	722 153
PERU	111	2 151	1 293	BELGIUM LUX	110 346	489 155	278 130
BRAZIL	4 966	16 691	9 819	NETHERLANDS	145 232	677 350	385 672
CHILE	187	1 102	629	ITALY	147 493	1 168 113	655 297
URUGUAY	140	214	118	UNTD KINGDOM	133 745	888 899	506 432
ARGENTINA	155	1 466	852	IRELAND	14 583	72 831	41 400
CYPRUS	323	939	537	DENMARK	34 681	191 632	109 083
LEBANON	259	272	154	GREECE	11 314	47 537	26 967
SYRIA	126	226	124	PORTUGAL	18 556	97 217	55 496
IRAQ	4 222	7 052	3 926	SPAIN	61 074	326 095	185 706
IRAN	4 886	13 527	7 723	CANARY IS	1 238	3 876	2 221
ISRAEL	5 758	7 211	4 094	ICELAND	2 526	8 298	4 674
JORDAN	379	486	275	NORWAY	33 770	187 684	106 607
SAUDI ARABIA	20 570	20 605	11 737	SWEDEN	78 910	424 816	241 714
KUWAIT	7 344	6 226	3 510	FINLAND	30 834	166 100	94 267
BAHRAIN	1 630	1 007	574	SWITZERLAND	101 002	724 259	412 569
QATAR	56	143	82	AUSTRIA	118 109	634 864	361 011
ARAB EMIRAT	5 563	5 217	3 101	ANDORRA	22	241	135
OMAN	179	568	323	MALTA	431	2 843	1 600
NORTH YEMEN	488	531	311	YUGOSLAVIA	7 929	75 444	42 933
AFGHANISTAN	114	242	137	TURKEY	10 830	80 527	46 032
PAKISTAN	654	3 834	2 230	SOVIET UNION	4 298	81 341	46 127
INDIA	2 292	9 739	5 530	POLAND	1 728	21 579	12 259
BANGLADESH	1 315	1 373	753	CZECHOSLOVA	3 050	25 268	14 346
SRI LANKA	696	1 000	538	HUNGARY	6 571	69 537	39 595
NEPAL	1 015	3 954	2 156	ROMANIA	95	1 881	1 073
BURMA	96	395	226	BULGARIA	1 050	18 588	10 493
THAILAND	5 855	7 798	4 380	ALBANIA	6	138	79
LAOS	47	368	218	MOROCCO	380	2 387	1 374
INDONESIA	3 598	10 706	6 088	ALGERIA	1 729	11 345	6 431
MALAYSIA	1 840	3 807	2 164	TUNISIA	9 462	38 838	22 155
BRUNEI	42	337	191	LIBYA	4 243	19 539	11 168
SINGAPORE	7 038	32 359	18 427	EGYPT	13 313	64 032	36 422
PHILIPPINES	2 272	1 973	1 120	SUDAN	205	1 419	824
CHINA	21 139	28 039	15 969	MAURITANIA	49	139	79
SOUTH KOREA	719	3 961	2 252	MALI	43	137	83
JAPAN	1 818	11 666	6 577	BURKINA FASO	9	83	47
TAIWAN	4 462	7 520	4 223	CAPE VERDE	45	184	104
HONG KONG	5 644	7 075	3 994	SENEGAL	58	251	139
AUSTRALIA	2 636	15 554	8 799	GUINEA	43	204	115
NEW ZEALAND	174	823	458	LIBERIA	123	742	415
772 ELEC. SWITCH. RELAY. CIRCUIT				IVORY COAST	9	227	126
IMPORTS	541 791	4 086 349	2 327 654	GHANA	175	1 485	848
FRANCE	101 774	573 078	326 247	TOGO	20	128	70
BELGIUM LUX	22 354	198 722	113 410	BENIN	10	198	114
NETHERLANDS	37 895	256 072	145 752	NIGERIA	1 391	7 256	4 133
ITALY	46 622	213 567	122 173	CAMEROON	16	129	68
UNTD KINGDOM	40 398	291 358	165 796	EQUAT GUINEA	45	198	112
IRELAND	7 123	68 814	39 242	GABON	2	59	33
DENMARK	5 933	43 644	24 862	ZAIRE	396	1 386	789
GREECE	11 677	22 309	12 718	RWANDA	297	1 120	620
PORTUGAL	13 959	86 628	49 491	BURUNDI	50	355	203
SPAIN	19 528	90 093	51 360	ANGOLA	224	1 242	698
NORWAY	3 551	17 821	10 046	ETHIOPIA	694	2 075	1 163
SWEDEN	12 864	39 717	22 656	SOMALIA	21	144	76
FINLAND	2 742	11 705	6 683	KENYA	311	3 080	1 742
SWITZERLAND	52 503	627 989	358 141	UGANDA	46	328	192
AUSTRIA	33 486	300 589	171 674	TANZANIA	310	1 214	707
ANDORRA	89	3 576	2 041	SEYCHELLES	235	1 188	708
MALTA	1 098	8 097	4 601	MOZAMBIQUE	90	197	104
YUGOSLAVIA	10 680	17 432	9 935	MADAGASCAR	31	242	136
TURKEY	910	2 668	1 511	REUNION	6	69	38
				MAURITIUS	144	1 554	857

6 IMPORTS AND EXPORTS (SPECIAL TRADE) BY GROUPS OF THE SITC-REV. I.II AND BY COUNTRIES OF PRODUCTION AND CONSUMPTION 1988

GROUP COUNTRY	DT = 100 KG	1 000 DM	1 000 \$	GROUP COUNTRY	DT = 100 KG	1 000 DM	1 000 \$
ZAMBIA	154	1 558	853	ROMANIA	12 805	2 941	1 685
ZIMBABWE	257	1 487	838	TUNISIA	13 618	37 485	21 425
MALAWI	17	132	76	MADAGASCAR	1	55	31
REP S AFRICA	18 115	112 925	63 777	REP S AFRICA	384	1 034	601
USA	80 945	579 850	329 194	USA	34 824	139 692	79 398
CANADA	9 903	57 984	33 024	CANADA	1 887	3 014	1 713
MEXICO	6 532	49 661	28 173	BRAZIL	1 984	5 801	3 286
GUATEMALA	460	2 347	1 284	ISRAEL	1 466	2 058	1 155
HONDURAS	33	221	124	SAUDI ARABIA	54	270	151
EL SALVADOR	951	2 134	1 191	INDIA	40	239	138
NICARAGUA	146	957	543	SRI LANKA	9	77	43
COSTA RICA	274	2 027	1 146	THAILAND	83	126	71
PANAMA	26	62	33	MALAYSIA	65	864	482
CUBA	25	303	169	SINGAPORE	934	7 742	4 391
HAITI	155	1 446	803	CHINA	46	107	62
DOMINIC REP	85	982	554	SOUTH KOREA	1 173	1 434	802
JAMAICA	20	108	58	JAPAN	9 389	47 638	26 992
TRINIDAD TOB	71	946	528	TAIWAN	25 369	42 900	24 263
ARUBA	27	82	45	HONG KONG	738	2 317	1 313
NETH ANTILL	178	818	449	AUSTRALIA	75	209	114
COLOMBIA	1 213	10 366	5 843	EXPORTS	1 836 093	2 315 262	1 317 376
VENEZUELA	7 403	42 010	23 633	FRANCE	179 149	223 581	127 784
SURINAME	30	136	73	BELGIUM LUX	173 500	225 789	128 502
ECUADOR	454	2 442	1 398	NETHERLANDS	274 731	271 468	154 287
PERU	370	2 797	1 629	ITALY	60 102	102 577	58 430
BRAZIL	8 190	69 307	39 257	UNT D KINGDOM	96 675	207 266	117 897
CHILE	1 893	11 260	6 323	IRELAND	39 581	43 754	24 875
BOLIVIA	9	249	139	DENMARK	95 637	95 361	54 251
PARAGUAY	160	1 341	762	GREECE	4 466	7 427	4 242
URUGUAY	170	930	532	PORTUGAL	31 723	41 174	23 361
ARGENTINA	1 893	20 784	11 896	SPAIN	22 688	48 085	27 304
CYPRUS	468	1 517	857	CANARY IS	321	501	281
LEBANON	1 444	2 145	1 207	ICELAND	3 750	2 539	1 432
SYRIA	1 239	2 600	1 453	NORWAY	19 787	26 510	15 133
IRAQ	4 021	31 034	17 760	SWEDEN	87 462	119 889	68 224
IRAN	10 361	50 304	28 537	FINLAND	18 381	29 819	16 979
ISRAEL	11 467	64 089	36 513	SWITZERLAND	99 517	131 402	74 896
JORDAN	1 496	3 994	2 215	AUSTRIA	193 884	218 474	123 911
SAUDI ARABIA	11 411	64 254	36 789	MALTA	452	1 151	658
KUWAIT	2 677	20 936	12 101	YUGOSLAVIA	11 072	18 927	10 798
BAHRAIN	628	2 454	1 350	TURKEY	5 960	9 354	5 341
QATAR	281	1 104	631	SOVIET UNION	18 868	17 758	10 070
ARAB EMIRAT	4 853	23 813	13 569	POLAND	17 383	13 261	7 536
OMAN	1 791	6 506	3 766	CZECHOSLOVA	19 749	9 624	5 609
NORTH YEMEN	713	2 428	1 397	HUNGARY	13 340	17 797	10 025
SOUTH YEMEN	1 518	5 956	3 572	ROMANIA	5 251	3 505	2 045
AFGHANISTAN	79	762	413	BULGARIA	5 289	5 188	2 929
PAKISTAN	2 566	22 409	12 830	ALBANIA	117	119	67
INDIA	5 768	69 561	39 502	MOROCCO	1 163	1 022	588
BANGLADESH	250	1 833	1 027	ALGERIA	13 150	16 749	9 816
SRI LANKA	609	2 440	1 364	TUNISIA	7 487	9 983	5 655
NEPAL	636	3 483	1 960	LIBYA	7 749	6 371	3 586
BURMA	186	1 122	644	EGYPT	19 739	21 227	11 887
THAILAND	3 935	20 076	11 283	SUDAN	553	457	254
LAOS	22	54	30	MAURITANIA	56	87	47
VIETNAM	21	431	236	MALI	209	140	80
INDONESIA	3 928	17 040	9 732	NIGER	1 705	881	527
MALAYSIA	2 675	19 245	10 900	CHAD	46	48	30
BRUNEI	47	284	164	CAPE VERDE	356	244	142
SINGAPORE	15 797	111 535	63 243	SENEGAL	20	143	78
PHILIPPINES	392	4 320	2 443	GUINEA	3 409	2 004	1 100
CHINA	7 738	77 547	43 522	LIBERIA	821	625	358
NORTH KOREA	86	714	401	GHANA	659	463	258
SOUTH KOREA	4 744	44 743	25 511	BENIN	16	86	49
JAPAN	9 939	104 113	59 067	NIGERIA	6 876	3 089	1 752
TAIWAN	8 599	51 685	29 269	CENT AFR REP	35	81	46
HONG KONG	5 906	34 645	19 687	ZAIRE	847	1 254	715
MACAO	51	891	481	RWANDA	1 535	813	474
AUSTRALIA	21 596	94 273	53 384	BURUNDI	789	922	525
PAPUA NEW G	9	816	446	ANGOLA	540	309	170
NEW ZEALAND	1 584	12 155	6 963	ETHIOPIA	874	512	288
FR POLYNESIA	21	269	151	DJIBOUTI	367	165	100
773 ELECTR DISTRIB.EQPT NES				KENYA	197	802	428
IMPORTS	1 508 869	1 802 849	1 026 425	TANZANIA	1 791	1 749	991
FRANCE	187 699	138 273	78 767	SEYCHELLES	97	556	332
BELGIUM LUX	181 425	135 995	77 580	MOZAMBIQUE	138	190	109
NETHERLANDS	52 977	56 052	31 940	MADAGASCAR	95	212	113
ITALY	136 287	115 955	66 082	MAURITIUS	315	316	169
UNT D KINGDOM	34 514	124 941	70 970	ZAMBIA	2 627	1 913	1 075
IRELAND	37 271	123 084	70 016	ZIMBABWE	3 645	1 663	907
DENMARK	3 677	6 079	3 448	REP S AFRICA	9 342	20 596	11 621
GREECE	3 606	1 585	887	USA	22 183	67 515	38 308
PORTUGAL	43 386	170 477	97 039	CANADA	4 798	10 786	6 040
SPAIN	23 492	62 933	36 293	MEXICO	2 777	5 294	2 997
NORWAY	2 849	7 224	4 102	GUATEMALA	370	235	127
SWEDEN	55 515	29 299	16 631	EL SALVADOR	965	281	161
FINLAND	12 884	7 879	4 455	NICARAGUA	139	77	44
SWITZERLAND	45 984	95 797	54 710	COSTA RICA	767	520	293
AUSTRIA	186 337	290 973	165 643	HAITI	38	189	105
YUGOSLAVIA	207 576	88 056	50 200	BAHAMAS	13	151	84
TURKEY	39 203	11 357	6 278	DOMINIC REP	822	676	363
POLAND	81 417	21 125	11 994	TRINIDAD TOB	67	110	62
CZECHOSLOVA	53 953	11 775	6 749	NETH ANTILL	2 168	1 074	599
HUNGARY	4 336	7 651	4 337	COLOMBIA	115	218	120
				VENEZUELA	1 151	3 398	1 953

## 6 IMPORTS AND EXPORTS (SPECIAL TRADE) BY GROUPS OF THE SITC-REV. III AND BY COUNTRIES OF PRODUCTION AND CONSUMPTION 1988

GROUP COUNTRY	DT = 100 KG	1 000 DM	1 000 \$	GROUP COUNTRY	DT = 100 KG	1 000 DM	1 000 \$
ECUADOR	132	182	106	ICELAND	34	687	394
PERU	353	532	302	NORWAY	743	15 782	9 035
BRAZIL	1 910	4 877	2 756	SWEDEN	2 965	52 681	29 995
CHILE	2 562	2 180	1 226	FINLAND	1 300	20 694	11 785
PARAGUAY	95	163	92	SWITZERLAND	3 156	57 306	32 559
URUGUAY	132	192	112	AUSTRIA	3 430	75 234	42 882
ARGENTINA	3 310	4 722	2 646	MALTA	32	485	270
CYPRUS	252	352	201	YUGOSLAVIA	1 640	44 357	25 258
LEBANON	61	128	72	TURKEY	483	4 218	2 436
SYRIA	1 428	836	475	SOVIET UNION	1 457	34 918	19 615
IRAQ	19 367	13 809	7 794	POLAND	637	22 161	12 621
IRAN	22 307	15 057	8 680	CZECHOSLOVA	1 047	36 792	20 972
ISRAEL	25 387	16 050	9 083	HUNGARY	736	24 464	14 205
JORDAN	8 011	4 097	2 400	ROMANIA	87	1 641	934
SAUDI ARABIA	38 033	42 500	24 461	BULGARIA	264	6 235	3 523
KUWAIT	2 980	3 103	1 770	ALBANIA	13	167	99
BAHRAIN	521	651	366	MOROCCO	417	7 082	3 946
QATAR	65	174	93	ALGERIA	168	5 624	3 227
ARAB EMIRAT	5 138	5 120	2 923	TUNISIA	331	4 197	2 334
OMAN	6 516	3 988	2 271	LIBYA	364	7 721	4 475
NORTH YEMEN	800	807	484	EGYPT	520	12 556	7 298
AFGHANISTAN	1 234	645	367	SUDAN	37	534	292
PAKISTAN	7 897	11 717	6 740	CHAD	122	197	115
INDIA	15 596	15 631	8 943	GUINEA	15	52	30
BANGLADESH	51	571	340	SIERRA LEONE	12	143	79
SRI LANKA	2 121	1 019	572	LIBERIA	54	54	30
NEPAL	817	2 062	1 235	IVORY COAST	14	70	40
BURMA	7 847	7 122	4 201	TOGO	39	386	227
THAILAND	1 962	3 380	1 909	NIGERIA	42	507	293
INDONESIA	1 881	2 576	1 483	CAMEROON	24	373	202
MALAYSIA	780	2 187	1 237	GABON	4	139	74
SINGAPORE	7 858	16 085	9 042	ZAIRE	73	2 078	1 117
PHILIPPINES	682	4 651	2 597	BURUNDI	2	65	38
CHINA	5 326	6 659	3 722	ANGOLA	40	340	193
NORTH KOREA	59	207	120	ETHIOPIA	50	278	158
SOUTH KOREA	2 109	5 548	3 152	DJIBOUTI	19	226	129
JAPAN	1 470	10 206	5 795	SOMALIA	20	161	88
TAIWAN	2 790	3 763	2 123	KENYA	115	960	524
HONG KONG	8 519	8 802	4 949	UGANDA	98	471	265
AUSTRALIA	4 910	12 324	6 988	TANZANIA	81	260	145
NEW ZEALAND	636	1 598	895	MOZAMBIQUE	25	505	303
				MADAGASCAR	17	57	32
				MAURITIUS		61	33
				ZAMBIA	13	324	189
				ZIMBABWE	17	442	251
				REP S AFRICA	1 933	38 785	22 044
				USA	42 113	683 691	387 451
				CANADA	2 934	59 413	33 959
				MEXICO	801	13 905	8 023
				GUATEMALA	33	763	436
				EL SALVADOR	6	152	87
				NICARAGUA	15	273	159
				COSTA RICA	133	3 430	1 873
				PANAMA	1	58	34
				CUBA	394	8 704	5 020
				DOMINIC REP	11	416	233
				GUADELOUPE	5	160	90
				COLOMBIA	257	6 677	3 810
				VENEZUELA	438	9 131	5 217
				ECUADOR	152	3 534	1 973
				PERU	16	190	107
				BRAZIL	841	26 210	14 664
				CHILE	151	3 088	1 719
				BOLIVIA	6	103	59
				PARAGUAY	12	904	504
				URUGUAY	21	1 150	652
				ARGENTINA	217	2 830	1 607
				CYPRUS	43	554	301
				LEBANON	113	4 104	2 247
				SYRIA	45	1 171	638
				IRAQ	276	5 497	3 117
				IRAN	515	11 453	6 420
				ISRAEL	502	8 872	4 995
				JORDAN	124	1 131	639
				SAUDI ARABIA	607	14 830	8 500
				KUWAIT	178	2 839	1 590
				BAHRAIN	52	2 967	1 696
				QATAR	2	313	179
				ARAB EMIRAT	141	3 330	1 876
				OMAN	58	1 064	610
				NORTH YEMEN	137	1 689	973
				PAKISTAN	374	6 907	3 940
				INDIA	1 146	32 011	18 171
				BANGLADESH	43	1 164	669
				SRI LANKA	8	143	79
				NEPAL	21	346	196
				THAILAND	349	7 552	4 174
				VIETNAM	75	688	398
				INDONESIA	206	3 466	2 008
				MALAYSIA	149	1 940	1 102
				SINGAPORE	250	4 266	2 466
				PHILIPPINES	33	415	236
				CHINA	2 453	61 737	34 540
				NORTH KOREA	87	2 260	1 205
				SOUTH KOREA	879	14 874	8 367
				JAPAN	9 049	150 227	85 507
				TAIWAN	535	11 068	6 251

774 ELECTRO-MEDCL,XRAY EQUIP			
	DT = 100 KG	1 000 DM	1 000 \$
IMPORTS	53 553	815 346	465 037
FRANCE	4 131	50 393	28 743
BELGIUM LUX	595	8 980	5 136
NETHERLANDS	18 401	187 254	107 231
ITALY	6 568	50 653	28 915
UNTD KINGDOM	2 779	61 408	35 161
IRELAND	51	423	243
DENMARK	1 307	16 659	9 490
GREECE	8	117	62
SPAIN	618	2 043	1 177
NORWAY	126	9 735	5 560
SWEDEN	3 476	62 848	35 676
FINLAND	1 806	17 158	9 769
SWITZERLAND	1 774	42 683	24 419
AUSTRIA	739	18 398	10 502
MALTA	2	87	49
YUGOSLAVIA	97	776	446
SOVIET UNION	6	133	72
CZECHOSLOVA	5	256	144
HUNGARY	254	953	545
BULGARIA	17	178	100
REP S AFRICA	16	592	332
USA	6 182	163 940	93 344
CANADA	178	1 393	813
BRAZIL	20	304	166
SYRIA	10	140	76
ISRAEL	378	6 801	3 894
SAUDI ARABIA	2	138	77
BAHRAIN		54	32
OMAN	14	121	73
INDIA	4	66	37
SINGAPORE	2	66	39
PHILIPPINES	3	132	73
CHINA	20	265	150
SOUTH KOREA	15	198	112
JAPAN	3 850	108 540	61 545
TAIWAN	24	442	250
AUSTRALIA	4	456	262
EXPORTS	132 342	2 443 244	1 388 213
FRANCE	9 104	176 089	100 315
BELGIUM LUX	3 324	72 826	41 471
NETHERLANDS	11 508	149 671	85 375
ITALY	5 796	119 586	68 105
UNTD KINGDOM	6 410	118 497	67 685
IRELAND	243	4 898	2 761
DENMARK	843	20 153	11 400
GREECE	716	17 466	10 003
PORTUGAL	641	13 141	7 489
SPAIN	2 436	48 243	27 460
CANARY IS	10	251	144



6 IMPORTS AND EXPORTS (SPECIAL TRADE) BY GROUPS OF THE SITC-REV. III AND BY COUNTRIES OF PRODUCTION AND CONSUMPTION 1988

GROUP COUNTRY	DT = 100 KG	1 000 DM	1 000 \$	GROUP COUNTRY	DT = 100 KG	1 000 DM	1 000 \$
HONG KONG	517	8 705	4 800	ETHIOPIA	52	92	51
AUSTRALIA	728	18 605	10 578	KENYA	87	429	242
NEW ZEALAND	333	7 863	4 474	UGANDA	44	78	39
NEW CALEDON	1	119	64	TANZANIA	226	290	162
FR POLYNESIA	11	343	193	SEYCHELLES	30	80	42
<b>775 DOM. ELEC, NON-ELEC. EQUIPT</b>				REUNION	219	382	219
IMPORTS	2 555 757	2 970 887	1 692 062	MAURITIUS	29	84	44
FRANCE	312 815	398 370	227 597	ZAMBIA	60	486	272
BELGIUM LUX	22 648	32 428	18 476	ZIMBABWE	59	145	78
NETHERLANDS	45 299	117 139	66 695	REP S AFRICA	28 269	34 205	19 345
ITALY	919 448	767 497	437 420	USA	82 045	157 592	89 483
UNTD KINGDOM	139 729	197 241	111 723	CANADA	11 880	25 778	14 383
IRELAND	42 921	103 434	59 393	MEXICO	822	1 926	1 089
DENMARK	43 596	43 760	24 953	GUADELOUPE	56	176	101
GREECE	6 663	6 246	3 567	MARTINIQUE	96	182	103
PORTUGAL	3 727	3 307	1 844	NETH ANTILL	47	104	60
SPAIN	61 154	80 875	45 898	COLOMBIA	105	235	138
NORWAY	1 574	3 237	1 833	VENEZUELA	40	519	290
SWEDEN	82 383	132 696	75 915	FRENCH GUIAN	47	110	60
FINLAND	6 373	7 123	4 075	PERU	240	390	226
SWITZERLAND	36 384	94 839	54 165	BRAZIL	91	874	495
AUSTRIA	178 848	218 348	124 339	CHILE	2 299	3 880	2 173
MALTA	236	2 103	1 195	BOLIVIA	219	351	195
YUGOSLAVIA	185 183	97 617	56 028	PARAGUAY	143	315	178
TURKEY	3 278	2 804	1 584	URUGUAY	230	440	251
SOVIET UNION	19 065	7 832	4 497	ARGENTINA	273	1 381	766
POLAND	21 940	13 413	7 685	CYPRUS	6 148	8 900	5 046
CZECHOSLOVA	7 100	4 133	2 375	LEBANON	1 958	2 953	1 669
HUNGARY	36 412	21 852	12 377	SYRIA	268	668	381
ROMANIA	4 029	1 243	712	IRAQ	152	1 072	611
BULGARIA	790	840	475	IRAN	3 044	4 749	2 611
TUNISIA	45	276	160	ISRAEL	37 941	38 715	21 967
USA	16 917	39 991	22 660	JORDAN	519	727	408
CANADA	395	1 369	772	SAUDI ARABIA	9 962	16 518	9 397
NICARAGUA	100	142	86	KUWAIT	6 093	7 653	4 351
BRAZIL	93	150	89	BAHRAIN	440	948	535
ISRAEL	465	1 166	658	QATAR	495	1 165	652
THAILAND	3 369	5 199	2 877	ARAB EMIRAT	6 052	10 994	6 180
MALAYSIA	47	181	100	OMAN	669	1 355	765
SINGAPORE	28 599	43 100	24 319	NORTH YEMEN	26	103	57
CHINA	3 918	6 972	3 959	AFGHANISTAN	530	601	334
SOUTH KOREA	149 350	144 299	81 855	PAKISTAN	1 164	2 783	1 561
JAPAN	115 142	248 087	140 557	INDIA	231	1 034	584
TAIWAN	4 202	8 294	4 707	SRI LANKA	73	182	97
HONG KONG	51 170	112 541	64 036	THAILAND	2 202	3 922	2 218
AUSTRALIA	62	260	142	INDONESIA	514	1 457	823
NEW ZEALAND	90	212	118	MALAYSIA	848	1 571	900
EXPORTS	3 940 550	5 486 313	3 123 772	SINGAPORE	3 171	7 232	4 089
FRANCE	705 681	1 022 433	584 090	PHILIPPINES	635	716	408
BELGIUM LUX	319 553	389 233	222 367	CHINA	574	1 324	746
NETHERLANDS	518 515	658 720	376 432	SOUTH KOREA	3 649	3 572	1 998
ITALY	275 589	385 800	219 717	JAPAN	32 282	138 474	77 955
UNTD KINGDOM	315 746	442 584	250 914	TAIWAN	3 386	6 917	3 915
IRELAND	31 992	48 595	27 694	HONG KONG	11 044	24 802	13 961
DENMARK	148 090	181 206	103 110	AUSTRALIA	21 533	40 338	22 920
GREECE	65 451	80 432	45 601	NEW ZEALAND	2 131	4 975	2 811
PORTUGAL	37 616	42 316	24 289	NEW CALEDON	128	252	143
SPAIN	171 425	191 545	109 109	FR POLYNESIA	156	312	174
CANARY IS	5 115	8 343	4 707	<b>776 TRANSISTORS, VALVES, ETC.</b>			
CEUTA MEL	35	133	69	IMPORTS	494 841	6 555 989	3 726 798
ICELAND	9 069	13 054	7 452	FRANCE	46 775	713 862	404 758
FAROE IS	393	841	482	BELGIUM LUX	17 225	119 974	68 261
NORWAY	112 760	141 649	80 614	NETHERLANDS	44 425	291 509	166 190
SWEDEN	154 213	206 933	117 798	ITALY	157 453	494 217	279 904
FINLAND	89 283	119 110	67 732	UNTD KINGDOM	67 905	780 676	444 159
SWITZERLAND	264 774	396 915	226 187	IRELAND	996	103 957	59 198
AUSTRIA	344 289	450 190	256 000	DENMARK	298	8 616	4 923
ANDORRA	404	1 663	928	GREECE	17	136	76
GIBRALTAR	44	141	77	PORTUGAL	3 809	89 154	50 907
MALTA	2 130	2 838	1 598	SPAIN	2 362	12 978	7 372
YUGOSLAVIA	16 063	28 367	16 231	NORWAY	17	2 918	1 676
TURKEY	50 898	72 885	41 206	SWEDEN	463	23 830	13 643
SOVIET UNION	1 671	4 643	2 691	FINLAND	381	3 873	2 220
POLAND	2 935	5 122	2 917	SWITZERLAND	1 533	61 015	34 797
CZECHOSLOVA	1 187	3 931	2 202	AUSTRIA	14 474	526 027	299 911
HUNGARY	3 104	6 499	3 688	MALTA	774	30 051	17 164
ROMANIA	63	261	147	YUGOSLAVIA	1 017	8 164	4 644
BULGARIA	1 753	2 566	1 460	TURKEY	5	435	249
MOROCCO	352	655	380	SOVIET UNION	153	691	393
ALGERIA	45	403	224	POLAND	8 891	6 681	3 849
TUNISIA	270	810	454	CZECHOSLOVA	2 086	1 710	964
LIBYA	234	642	364	HUNGARY	91	1 389	789
EGYPT	2 363	4 172	2 378	MOROCCO	264	7 618	4 500
SUDAN	90	112	61	REP S AFRICA	30	478	272
LIBERIA	149	218	126	USA	10 168	853 287	484 500
GHANA	105	124	66	CANADA	117	13 993	7 977
TOGO	53	94	49	MEXICO	79	6 641	3 763
NIGERIA	269	509	283	HAITI	7	266	150
CAMEROON	67	150	80	BRAZIL	325	9 354	5 318
GABON	61	126	70	ARGENTINA	11	573	335
RWANDA	69	103	57	SYRIA		155	85
ANGOLA	215	351	196	IRAQ		51	30
				ISRAEL	58	472	260
				JORDAN	2	105	60

6 IMPORTS AND EXPORTS (SPECIAL TRADE) BY GROUPS OF THE SITC-REV. III AND BY COUNTRIES OF PRODUCTION AND CONSUMPTION 1988

GROUP COUNTRY	DT = 100 KG	1 000 DM	1 000 \$	GROUP COUNTRY	DT = 100 KG	1 000 DM	1 000 \$
SAUDI ARABIA	1	53	30	INDIA	446	16 887	9 580
KUWAIT	4	131	78	SRI LANKA	3	241	141
INDIA	26	668	379	BURMA	1	120	68
THAILAND	637	48 608	27 790	THAILAND	173	50 086	28 381
MALAYSIA	2 941	138 368	78 781	VIETNAM	1	93	57
SINGAPORE	3 273	175 055	99 444	INDONESIA	135	855	477
PHILIPPINES	3 928	166 648	94 899	MALAYSIA	7 865	89 459	50 861
CHINA	268	2 379	1 345	BRUNEI	3	431	239
NORTH KOREA	2	149	85	SINGAPORE	5 040	282 294	160 138
SOUTH KOREA	10 686	152 134	86 404	PHILIPPINES	1 983	92 140	52 298
JAPAN	73 266	1 353 841	768 982	CHINA	755	2 944	1 675
TAIWAN	14 974	253 626	144 346	NORTH KOREA	4	193	111
HONG KONG	2 537	88 618	50 458	SOUTH KOREA	1 932	19 994	11 399
AUSTRALIA	44	361	209	JAPAN	631	61 925	34 897
UNID COUNTR		71	35	TAIWAN	11 281	139 624	76 285
EXPORTS	538 549	6 044 671	3 434 599	HONG KONG	13 263	89 159	50 505
FRANCE	31 491	837 472	474 611	AUSTRALIA	339	9 303	5 282
BELGIUM LUX	120 969	251 406	143 374	PAPUA NEW G		161	87
NETHERLANDS	24 511	236 611	134 534	NEW ZEALAND		474	262
ITALY	67 666	1 057 402	599 542	UNID COUNTR	2	79	41
UNTD KINGDOM	14 310	538 262	306 019	778 ELECTRIC. MACH. APPART. NES			
IRELAND	942	70 627	39 843	IMPORTS	2 934 490	5 398 676	3 074 333
DENMARK	2 337	52 395	29 839	FRANCE	428 521	544 173	310 853
GREECE	5 439	14 612	8 338	BELGIUM LUX	224 074	363 091	207 469
PORTUGAL	5 091	106 885	61 674	NETHERLANDS	857 847	456 832	260 762
SPAIN	75 571	190 175	108 744	ITALY	231 647	378 182	216 326
CANARY IS	852	1 324	751	UNTD KINGDOM	113 015	366 614	207 725
ICELAND		154	85	IRELAND	2 085	21 425	12 083
NORWAY	257	20 666	11 756	DENMARK	15 501	37 392	21 282
SWEDEN	21 150	79 158	44 954	GREECE	10 227	8 078	4 553
FINLAND	31 273	76 650	43 543	PORTUGAL	36 620	49 603	28 147
SWITZERLAND	2 786	117 165	66 765	SPAIN	155 553	248 294	142 301
AUSTRIA	35 105	807 301	459 172	NORWAY	18 247	26 574	15 141
ANDORRA	29	633	354	SWEDEN	21 081	62 616	35 760
MALTA	9	6 319	3 630	FINLAND	1 719	10 274	5 833
YUGOSLAVIA	3 245	28 880	16 413	SWITZERLAND	99 638	445 849	254 411
TURKEY	12 096	35 054	20 179	AUSTRIA	160 211	214 743	122 707
SOVIET UNION	1 941	11 411	6 553	GIBRALTAR		125	74
POLAND	382	5 734	3 238	MALTA		215	116
CZECHOSLOVA	1 158	7 709	4 368	YUGOSLAVIA	64 801	55 919	31 975
HUNGARY	3 104	31 920	18 237	TURKEY	270	1 203	692
ROMANIA	61	1 529	856	SOVIET UNION	8 777	2 976	1 699
BULGARIA	1 161	12 296	7 025	POLAND	24 952	7 467	4 201
MOROCCO	133	534	312	CZECHOSLOVA	2 373	3 595	2 038
ALGERIA	10 821	17 994	10 233	HUNGARY	15 734	26 693	15 272
TUNISIA	2 631	4 442	2 532	ROMANIA	3 092	2 595	1 452
LIBYA	18	921	522	BULGARIA	1 503	1 722	979
EGYPT	37	1 522	869	ALGERIA	110	209	122
SUDAN	1	203	111	EGYPT	5	135	78
MALI	51	717	410	CENT AFR REP	9	86	51
BURKINA FASO	3	115	64	REP S AFRICA	668	4 578	2 641
SENEGAL	76	635	376	USA	89 969	580 436	330 322
TOGO	3	225	134	CANADA	26 766	29 902	16 955
BENIN		64	36	MEXICO	956	2 187	1 242
NIGERIA		58	34	EL SALVADOR	167	2 291	1 284
CAMEROON	2	148	85	COSTA RICA	49	65	35
GABON	1	76	42	BARBADOS		174	99
CONGO	28	61	35	COLOMBIA	25	68	38
RWANDA	2	108	60	BRAZIL	8 576	17 961	10 220
ANGOLA	1	60	33	URUGUAY	5	87	51
ETHIOPIA	6	70	41	ARGENTINA	5	116	61
SOMALIA	14	612	331	IRAQ	2 253	21 987	12 471
KENYA	1	117	65	ISRAEL	8	70	43
ZAMBIA	1	79	46	SAUDI ARABIA	1	129	73
ZIMBABWE		170	93	ARAB EMIRAT	124	301	168
MALAWI	4	50	30	OMAN	5	169	96
REP S AFRICA	7 090	44 912	25 457	PAKISTAN	8	247	139
USA	6 223	410 592	232 802	INDIA	326	702	399
CANADA	69	18 569	10 538	THAILAND	3 960	3 006	1 681
MEXICO	213	3 701	2 086	INDONESIA	2 381	6 251	3 433
EL SALVADOR	17	312	171	MALAYSIA	8 798	16 654	9 466
PANAMA		654	384	SINGAPORE	8 455	62 620	35 501
CUBA	34	131	71	PHILIPPINES	835	994	564
COLOMBIA		262	147	CHINA	3 748	3 392	1 914
VENEZUELA	12	1 304	736	SOUTH KOREA	48 859	99 466	56 448
ECUADOR	3	137	81	JAPAN	161 458	994 578	563 691
PERU	9	201	117	TAIWAN	58 578	157 474	89 316
BRAZIL	467	39 572	22 494	HONG KONG	16 162	49 449	28 083
CHILE	28	828	483	AUSTRALIA	1 152	4 913	2 812
URUGUAY	227	444	251	NEW ZEALAND	280	784	448
ARGENTINA	915	10 636	6 174	UNID COUNTR	65	116	63
CYPRUS	215	465	265	EXPORTS	4 018 584	8 647 176	4 924 570
LEBANON	9	135	74	FRANCE	455 086	1 086 825	620 499
SYRIA	5	952	541	BELGIUM LUX	219 407	464 826	264 703
IRAQ	32	2 519	1 430	NETHERLANDS	242 056	572 585	326 208
IRAN	170	5 006	2 843	ITALY	378 492	879 135	501 793
ISRAEL	1 567	17 908	10 276	UNTD KINGDOM	323 550	748 249	425 897
JORDAN	1	126	69	IRELAND	4 416	18 030	10 230
SAUDI ARABIA	545	2 673	1 488	DENMARK	69 753	185 187	105 409
KUWAIT	1	321	180	GREECE	64 621	65 666	37 324
QATAR	3	181	102	PORTUGAL	27 921	68 727	39 155
ARAB EMIRAT	10	740	424				
OMAN		86	47				
NORTH YEMEN	1	90	50				
PAKISTAN	25	1 180	687				

6 IMPORTS AND EXPORTS (SPECIAL TRADE) BY GROUPS OF THE SITC-REV. III AND BY COUNTRIES OF PRODUCTION AND CONSUMPTION 1988

GROUP COUNTRY	DT = 100 KG	1 000 DM	1 000 \$	GROUP COUNTRY	DT = 100 KG	1 000 DM	1 000 \$
SPAIN	249 684	445 656	254 646	CYPRUS	1 058	2 068	1 158
CANARY IS	4 723	7 050	4 011	LEBANON	5 015	4 015	2 245
CEUTA MEL	216	270	145	SYRIA	408	1 373	771
ICELAND	9 246	8 621	4 887	IRAQ	8 454	15 438	8 903
NORWAY	88 705	118 500	67 638	IRAN	10 764	38 461	21 925
SWEDEN	304 224	480 317	273 925	ISRAEL	23 068	43 622	24 861
FINLAND	50 493	157 385	89 351	JORDAN	9 558	6 188	3 518
SWITZERLAND	132 529	492 009	280 178	SAUDI ARABIA	46 796	43 348	24 595
AUSTRIA	129 625	419 878	238 958	KUWAIT	8 768	10 000	5 686
ANDORRA	191	638	366	BAHRAIN	15 577	4 947	2 868
GIBRALTAR	66	127	63	QATAR	1 341	2 315	1 302
MALTA	1 075	2 320	1 326	ARAB EMIRAT	8 005	14 979	8 538
YUGOSLAVIA	71 887	94 781	54 056	OMAN	1 093	2 945	1 677
TURKEY	43 812	48 616	27 661	NORTH YEMEN	157	394	218
SOVIET UNION	111 799	106 271	60 374	AFGHANISTAN	550	390	220
POLAND	47 836	37 549	21 507	PAKISTAN	5 477	6 369	3 620
CZECHOSLOVA	33 217	43 016	24 262	INDIA	2 978	22 596	12 680
HUNGARY	21 753	52 819	33 395	BANGLADESH	400	531	297
ROMANIA	2 070	3 341	1 888	MALDIVES	36	84	47
BULGARIA	35 717	34 094	19 252	SRI LANKA	253	907	506
ALBANIA	1 138	1 226	686	NEPAL	14	208	115
MOROCCO	1 314	5 544	3 155	BURMA	527	281	164
ALGERIA	13 010	20 510	11 661	THAILAND	10 337	14 819	8 405
TUNISIA	3 868	5 928	3 349	VIETNAM	1 585	1 102	612
LIBYA	15 949	19 317	10 968	INDONESIA	5 298	10 508	6 027
EGYPT	34 952	32 497	18 520	MALAYSIA	8 665	26 588	15 191
SUDAN	588	1 067	607	BRUNEI	304	595	344
MAURITANIA	2 535	908	515	SINGAPORE	14 217	68 221	38 663
MALI	1 069	651	378	PHILIPPINES	12 791	8 796	4 969
BURKINA FASO	241	221	119	CHINA	36 118	42 041	23 801
NIGER	406	222	124	NORTH KOREA	90	1 370	775
CHAD	287	193	112	SOUTH KOREA	10 209	32 996	18 672
CAPE VERDE	282	162	90	JAPAN	44 610	171 881	97 581
SENEGAL	239	453	251	TAIWAN	23 277	44 471	25 002
GAMBIA	252	150	86	HONG KONG	14 953	55 646	31 463
GUIN BISSAU	235	71	38	MACAO	25	306	171
GUINEA	797	652	365	AUSTRALIA	45 929	108 221	61 633
SIERRA LEONE	685	276	153	PAPUA NEW G		225	124
LIBERIA	178	542	306	NEW ZEALAND	8 450	10 917	6 173
IVORY COAST	996	1 626	917	NEW CALEDON	76	397	226
GHANA	517	959	551	FR POLYNESIA	2 083	1 972	1 095
TOGO	554	296	167				
BENIN	120	103	58	781 PASS.MOTOR VEHCLS.EX.BUS			
NIGERIA	11 835	9 818	5 583	IMPORTS	12 677 908	18 223 150	10 407 595
CAMEROON	765	1 189	681	FRANCE	1 582 440	2 281 463	1 307 375
CENT AFR REP	79	123	66	BELGIUM LUX	3 385 077	5 829 138	3 335 473
GABON	844	758	425	NETHERLANDS	83 184	138 462	79 148
CONGO	439	337	195	ITALY	986 107	1 201 084	689 908
ZAIRE	2 278	4 120	2 388	UNTD KINGDOM	182 936	360 710	205 774
RWANDA	570	741	420	IRELAND	71	168	91
BURUNDI	414	415	228	DENMARK	14 962	23 982	13 680
ANGOLA	1 573	2 251	1 283	GREECE	1 197	2 021	1 149
ETHIOPIA	860	1 335	764	PORTUGAL	1 672	2 667	1 521
DJIBOUTI	6	54	30	SPAIN	731 865	958 829	546 229
SOMALIA	8	225	132	ICELAND	58	174	98
KENYA	1 360	1 844	1 022	NORWAY	1 956	4 188	2 340
UGANDA	157	464	259	SWEDEN	129 079	286 511	163 023
TANZANIA	1 062	922	518	FINLAND	23 254	48 094	27 533
MOZAMBIQUE	111	706	396	SWITZERLAND	8 613	12 196	6 913
MADAGASCAR	253	484	271	AUSTRIA	63 871	117 825	67 470
REUNION	575	1 011	559	ANDORRA	29	56	30
MAURITIUS	289	821	449	YUGOSLAVIA	43 876	67 703	39 330
ZAMBIA	462	1 323	746	TURKEY	285	254	147
ZIMBABWE	244	1 605	911	SOVIET UNION	134 984	71 306	40 884
MALAWI	24	95	51	POLAND	22 596	12 895	7 299
REP S AFRICA	25 441	85 400	48 351	CZECHOSLOVA	24 641	8 887	5 092
BOTSWANA	207	117	67	HUNGARY	458	474	265
USA	281 856	776 619	441 998	ROMANIA	358	280	163
CANADA	22 291	62 432	35 534	ALGERIA	117	167	97
MEXICO	7 305	30 889	17 407	TUNISIA	79	99	56
GUATEMALA	199	820	465	LIBYA	369	497	293
HONDURAS	16	92	50	EGYPT	179	309	165
EL SALVADOR	254	634	368	SENEGAL	17	60	32
NICARAGUA	13	84	48	LIBERIA	49	97	55
COSTA RICA	202	588	326	BENIN	16	50	30
PANAMA	47	126	72	NIGERIA	71	172	99
CUBA	199	2 292	1 348	BURUNDI	26	109	63
BAHAMAS	5	61	34	ETHIOPIA	26	58	35
DOMINIC REP	1 500	770	440	REP S AFRICA	334	546	304
GUADELOUPE	267	641	359	USA	246 752	318 681	179 757
MARTINIQUE	461	633	349	CANADA	11 286	19 334	11 074
JAMAICA	38	155	87	MEXICO	156	180	108
BARBADOS	4	56	36	COLOMBIA	60	149	88
TRINIDAD TOB	989	345	202	VENEZUELA	677	1 007	563
NETH ANTILL	292	279	153	BRAZIL	18 076	19 532	10 848
COLOMBIA	1 816	7 969	4 528	URUGUAY	107	56	32
VENEZUELA	1 929	8 492	4 789	ARGENTINA	299	176	97
SURINAME	251	182	103	LEBANON	74	189	104
FRENCH GUIAN	42	73	40	SYRIA	66	220	127
ECUADOR	910	3 146	1 794	IRAN	63	145	79
PERU	731	2 544	1 453	ISRAEL	91	135	74
BRAZIL	38 604	34 611	19 622	SAUDI ARABIA	358	943	537
CHILE	6 078	13 885	7 760	KUWAIT	77	123	70
BOLIVIA	43	282	159	BAHRAIN	29	84	50
PARAGUAY	495	532	293	QATAR	74	226	129
URUGUAY	296	1 286	719				
ARGENTINA	7 737	15 410	8 844				

6 IMPORTS AND EXPORTS (SPECIAL TRADE) BY GROUPS OF THE SITC-REV. III AND BY COUNTRIES OF PRODUCTION AND CONSUMPTION 1988

GROUP COUNTRY	DT = 100 KG	1 000 DM	1 000 \$	GROUP COUNTRY	DT = 100 KG	1 000 DM	1 000 \$
ARAB EMIRAT	213	525	303	GREENLAND	376	713	404
OMAN	45	108	59	MEXICO	496	2 823	1 610
SRI LANKA	56	146	83	BERMUDA	422	882	497
CHINA	85	123	73	GUATEMALA	2 006	6 488	3 682
NORTH KOREA	63	102	55	HONDURAS	357	1 188	665
SOUTH KOREA	18 265	15 728	9 474	EL SALVADOR	830	2 767	1 569
JAPAN	4 955 064	6 412 261	3 650 775	NICARAGUA	85	181	103
HONG KONG	27	170	90	COSTA RICA	1 913	5 384	3 039
AUSTRALIA	111	271	154	PANAMA	1 064	3 628	2 131
NEW ZEALAND	53	143	78	CUBA	320	576	326
UNID COUNTR	172	59	33	HAITI	289	1 023	586
EXPORTS	28 401 361	58 213 454	33 264 725	BAHAMAS	183	508	293
FRANCE	2 644 385	4 988 396	2 842 982	DOMINIC REP	588	1 680	976
BELGIUM LUX	4 753 977	6 152 994	3 537 096	GUADELOUPE	7 120	16 737	9 487
NETHERLANDS	1 163 384	1 926 487	1 105 676	MARTINIQUE	6 061	13 882	7 923
ITALY	3 344 522	6 467 171	3 689 558	JAMAICA	706	2 207	1 267
UNTD KINGDOM	4 105 263	8 356 934	4 761 154	ST VINCENT	51	117	64
IRELAND	108 406	149 760	85 810	BARBADOS	1 592	6 871	3 919
DENMARK	256 938	371 303	213 756	TRINIDAD TOB	809	3 632	2 030
GREECE	129 887	213 114	120 239	GRENADA	831	1 941	1 100
PORTUGAL	267 239	383 613	218 094	ARUBA	289	1 058	618
SPAIN	1 203 984	2 126 316	1 209 089	NETH ANTILL	148	776	452
CANARY IS	89 034	176 064	100 402	COLOMBIA	2 863	9 310	5 315
CEUTA MEL	4 820	10 867	6 206	VENEZUELA	4 438	21 852	12 517
ICELAND	7 812	12 933	7 427	圭YANA	655	2 692	1 542
NORWAY	200 937	321 974	185 192	SURINAME	378	718	409
SWEDEN	1 082 401	2 088 294	1 195 315	FRENCH GUIAN	950	2 721	1 545
FINLAND	335 323	516 141	294 262	ECUADOR	2 190	7 292	4 143
SWITZERLAND	1 140 182	2 725 473	1 558 877	PERU	1 408	4 612	2 639
AUSTRIA	1 196 200	2 283 997	1 304 515	BRAZIL	2 127	10 176	5 841
ANDORRA	4 803	15 499	8 822	CHILE	7 540	28 519	16 341
GIBRALTAR	1 631	4 218	2 386	BOLIVIA	589	782	453
VATICAN CITY	48	335	197	PARAGUAY	2 480	6 790	3 855
MALTA	5 280	11 853	6 753	URUGUAY	1 176	4 064	2 315
YUGOSLAVIA	72 316	107 122	61 356	ARGENTINA	4 234	17 502	9 974
TURKEY	21 867	50 393	28 979	CYPRUS	21 100	51 102	28 961
SOVIET UNION	4 758	12 484	7 036	LEBANON	184 527	69 912	39 502
POLAND	80 327	73 885	41 575	SYRIA	6 108	28 764	16 529
CZECHOSLOVA	8 095	14 004	7 974	IRAQ	3 145	14 549	8 489
HUNGARY	23 793	40 018	22 642	IRAN	543	1 610	896
ROMANIA	969	1 314	741	ISRAEL	131 734	224 843	126 472
BULGARIA	5 115	9 389	5 327	JORDAN	18 106	36 885	20 951
ALBANIA	5 102	216	9 126	SAUDI ARABIA	31 209	114 502	65 235
MOROCCO	5 246	16 044	9 112	KUWAIT	31 470	94 103	53 888
ALGERIA	7 541	18 230	10 314	BAHRAIN	5 899	22 230	12 740
TUNISIA	8 994	15 644	8 767	QATAR	13 309	61 959	35 520
LIBYA	7 783	15 233	8 533	ARAB EMIRAT	35 821	127 948	73 131
EGYPT	30 417	75 326	42 829	OMAN	7 684	29 535	16 942
SUDAN	3 351	11 619	6 683	NORTH YEMEN	440	1 384	778
MAURITANIA	280	714	408	SOUTH YEMEN	303	823	457
MALI	432	1 238	709	AFGHANISTAN	1 179	904	506
BURKINA FASO	1 141	3 110	1 730	PAKISTAN	1 901	7 568	4 268
NIGER	777	1 932	1 087	INDIA	1 488	5 158	2 931
CHAD	167	452	256	BANGLADESH	2 195	871	507
CAPE VERDE	196	379	225	SRI LANKA	2 197	7 640	4 250
SENEGAL	2 905	3 830	2 185	NEPAL	142	387	218
GAMBIA	1 542	1 470	832	BHUTAN	26	100	54
GUIN BISSAU	166	156	87	BURMA	31	99	56
GUINEA	2 102	2 011	1 122	THAILAND	18 866	52 270	29 892
SIERRA LEONE	2 121	2 890	1 644	LAOS	36	128	74
LIBERIA	3 440	4 511	2 545	VIETNAM	170	420	239
IVORY COAST	2 222	5 572	3 163	INDONESIA	16 632	63 343	35 925
GHANA	5 645	6 161	3 524	MALAYSIA	6 558	20 092	11 344
TOGO	4 431	11 978	6 816	BRUNEI	2 130	8 701	4 997
BENIN	801	873	487	SINGAPORE	31 608	90 376	51 586
NIGERIA	5 873	12 723	7 217	PHILIPPINES	3 561	11 205	6 378
CAMEROON	2 434	4 847	2 757	CHINA	161 322	264 810	148 962
CENT AFR REP	161	402	227	NORTH KOREA	1 681	7 830	4 483
S TOME PRINC	164	480	263	SOUTH KOREA	3 667	14 846	8 385
GABON	1 026	3 573	2 033	JAPAN	1 101 422	3 660 096	2 091 724
CONGO	869	2 929	1 647	TAIWAN	191 367	492 229	282 036
ZAIRE	8 451	24 135	13 716	HONG KONG	58 199	194 329	110 683
RWANDA	955	1 948	1 122	MACAO	16	66	38
BURUNDI	1 516	4 988	2 826	AUSTRALIA	97 195	317 374	180 785
ANGOLA	1 186	1 237	704	PAPUA NEW G	7 46	217	119
ETHIOPIA	938	2 670	1 514	NEW ZEALAND	9 218	26 606	15 205
DJIBOUTI	118	515	292	AMER OCEANIA	1 149	3 632	2 076
SOMALIA	609	1 575	897	NEW CALEDON	4 193	9 775	5 595
KENYA	3 608	10 366	5 864	FR POLYNESIA	2 028	5 172	2 935
UGANDA	1 317	3 557	2 030	782 GOODS, SPCL TRANSPORT VEH			
TANZANIA	2 016	5 978	3 389	IMPORTS	1 874 226	2 289 691	1 304 790
MOZAMBIQUE	507	1 504	866	FRANCE	226 251	247 265	141 251
MADAGASCAR	558	1 086	619	BELGIUM LUX	404 436	512 207	291 790
REUNION	13 418	28 531	16 422	NETHERLANDS	176 646	270 376	153 771
MAURITIUS	1 188	2 957	1 662	ITALY	315 796	290 839	166 625
COMOROS	25	100	55	UNTD KINGDOM	57 344	73 264	41 672
ZAMBIA	1 205	4 924	2 778	DENMARK	34 483	20 750	11 776
ZIMBABWE	1 759	6 077	3 443	PORTUGAL	98	100	57
MALAWI	1 958	7 648	4 266	SPAIN	60 894	78 442	44 666
REP S AFRICA	3 536	16 597	9 422	NORWAY	7 027	9 002	5 174
BOTSWANA	73	211	119	SWEDEN	64 151	73 005	41 727
SWAZILAND	25	57	33	FINLAND	3 323	5 634	3 266
LESOTHO	33	150	83	SWITZERLAND	113 479	247 953	141 113
USA	3 389 354	11 077 701	6 343 312	AUSTRIA	141 489	161 200	91 879
CANADA	333 662	833 401	476 059				

6 IMPORTS AND EXPORTS (SPECIAL TRADE) BY GROUPS OF THE SITC-REV. III AND BY COUNTRIES OF PRODUCTION AND CONSUMPTION 1988

GROUP COUNTRY	DT = 100 KG	1 000 DM	1 000 \$	GROUP COUNTRY	DT = 100 KG	1 000 DM	1 000 \$
YUGOSLAVIA	61 155	104 888	60 079	DOMINIC REP		84	46
TURKEY	620	823	466	GUADELOUPE	4 365	6 426	3 614
SOVIET UNION	470	280	155	MARTINIQUE	3 264	4 953	2 783
POLAND	1 662	1 192	660	JAMAICA	46	97	52
CZECHOSLOVA	5 190	4 278	2 450	COLOMBIA	2 785	4 386	2 582
HUNGARY	377	205	116	VENEZUELA	217	537	301
BULGARIA	298	432	250	FRENCH GUIAN	1 096	1 441	771
REP S AFRICA	644	260	153	ECUADOR	2 172	4 773	2 835
USA	12 197	9 665	5 463	PERU	2 124	506	288
CANADA	323	339	192	BRAZIL	580	93	50
BRAZIL	24 569	24 156	13 485	CHILE	15 498	8 431	4 865
JORDAN	4 337	1 155	671	BOLIVIA	1 430	164	92
KUWAIT	519	1 411	821	PARAGUAY	92	248	136
INDIA	30	65	37	ARGENTINA	83	437	262
JAPAN	155 738	150 332	84 936	CYPRUS	4 276	3 438	2 010
EXPORTS	6 876 092	8 374 501	4 774 500	LEBANON	3 226	355	206
FRANCE	961 465	1 196 647	682 996	SYRIA	5 127	6 413	3 858
BELGIUM LUX	493 083	468 112	266 285	IRAQ	6 606	9 920	5 600
NETHERLANDS	582 966	662 217	378 349	IRAN	11 974	22 761	13 057
ITALY	982 719	1 199 728	684 608	ISRAEL	50 551	79 249	44 902
UNT D KINGDOM	794 235	1 061 613	604 847	JORDAN	7 784	5 977	3 440
IRELAND	15 384	20 143	11 384	SAUDI ARABIA	70 539	64 963	36 730
DENMARK	126 431	177 359	102 399	KUWAIT	6 610	10 062	5 725
GREECE	304 544	80 235	45 733	BAHRAIN	1 850	1 143	679
PORTUGAL	145 267	134 679	76 868	QATAR	971	475	263
SPAIN	520 309	530 729	303 237	ARAB EMIRAT	20 560	24 557	13 827
CANARY IS	18 044	20 200	11 544	OMAN	1 616	2 319	1 319
ICELAND	8 213	7 431	4 271	NORTH YEMEN	3 046	5 770	3 334
NORWAY	62 871	90 537	51 790	SOUTH YEMEN	288	288	172
SWEDEN	136 681	207 936	118 687	AFGHANISTAN	22 251	1 752	991
FINLAND	106 300	149 511	85 119	PAKISTAN	19 994	18 832	11 150
SWITZERLAND	329 821	614 173	350 778	INDIA	11 588	19 666	11 539
AUSTRIA	347 483	467 476	266 431	NEPAL	608	671	395
ANDORRA	1 797	2 150	1 219	THAILAND	56 376	167 607	94 471
MALTA	52	114	65	INDONESIA	3 713	4 580	2 579
YUGOSLAVIA	17 738	24 545	13 804	MALAYSIA	9 335	12 741	7 390
TURKEY	38 670	60 876	34 859	BRUNEI	155	305	169
SOVIET UNION	38 904	59 320	33 430	SINGAPORE	19 713	26 893	15 707
POLAND	32 744	29 236	16 373	PHILIPPINES	1 319	1 509	807
CZECHOSLOVA	5 472	10 405	5 863	CHINA	16 139	24 613	14 015
HUNGARY	3 159	8 399	4 804	SOUTH KOREA	779	2 151	1 217
ROMANIA	73	162	94	JAPAN	32 886	51 431	28 876
BULGARIA	7 505	8 760	5 055	TAIWAN	1 757	4 067	2 269
MOROCCO	7 074	11 013	5 942	HONG KONG	5 127	7 468	4 238
ALGERIA	5 404	10 008	5 521	MACAO	170	330	175
TUNISIA	2 412	3 987	2 256	AUSTRALIA	32 048	52 666	29 670
LIBYA	32 398	42 063	23 851	NEW ZEALAND	2 162	4 520	2 627
EGYPT	24 789	15 352	8 926	NEW CALEDON	2 980	3 831	2 175
SUDAN	16 385	23 170	12 965	WEST SAMOA	116	65	36
MAURITANIA	2 539	4 397	2 487	FR POLYNESIA	884	1 207	686
MALI	2 747	2 673	1 563	783 ROAD MOTOR VEHICLES NES			
BURKINA FASO	2 863	1 984	1 128	IMPORTS	160 919	215 943	123 583
NIGER	1 353	1 429	782	FRANCE	30 080	49 991	28 620
CAPE VERDE	280	455	276	BELGIUM LUX	24 469	24 202	14 122
SENEGAL	2 973	3 062	1 770	NETHERLANDS	11 710	20 502	11 737
GAMBIA	2 426	853	499	ITALY	20 404	18 350	10 531
GUIN BISSAU	2 018	1 477	824	UNT D KINGDOM	1 169	918	535
GUINEA	3 766	2 542	1 472	DENMARK	3 651	3 055	1 715
SIERRA LEONE	3 240	2 216	1 231	GREECE	180	130	77
LIBERIA	3 745	1 487	822	NORWAY	564	876	511
IVORY COAST	332	495	265	SWEDEN	12 509	14 613	8 149
GHANA	11 285	8 434	4 810	FINLAND	82	162	97
TOGO	3 216	1 944	1 097	SWITZERLAND	32 211	57 296	32 731
BENIN	365	90	53	AUSTRIA	21 449	19 846	11 272
NIGERIA	17 285	21 830	12 339	YUGOSLAVIA	1 342	1 620	918
CAMEROON	7 321	7 152	4 107	TURKEY	418	376	213
CENT AFR REP	2 173	2 509	1 454	POLAND	175	62	35
GABON	3 799	4 905	2 701	CZECHOSLOVA	2 818	2 317	1 379
CONGO	897	1 354	772	HUNGARY	586	1 052	614
ZAIRE	16 087	21 084	12 180	USA	953	449	260
RWANDA	3 987	6 024	3 357	CANADA	60	116	62
BURUNDI	2 087	3 557	2 032	EXPORTS	1 401 441	2 213 313	1 262 932
ANGOLA	7 634	4 199	2 350	FRANCE	317 037	445 732	255 400
ETHIOPIA	16 148	25 935	14 607	BELGIUM LUX	72 512	111 422	63 608
DJIBOUTI	47	53	49	NETHERLANDS	84 331	105 282	59 900
SOMALIA	1 104	1 470	838	ITALY	143 793	236 725	134 753
KENYA	4 941	8 732	4 753	UNT D KINGDOM	150 760	219 825	125 664
UGANDA	5 846	7 373	4 210	IRELAND	5 705	7 504	4 221
TANZANIA	2 645	2 139	1 207	DENMARK	19 088	34 201	19 633
SEYCHELLES	58	80	48	GREECE	21 600	8 133	4 627
MOZAMBIQUE	4 745	5 999	3 355	PORTUGAL	13 768	16 138	9 111
MADAGASCAR	1 992	2 055	1 154	SPAIN	99 226	119 368	68 007
REUNION	6 750	9 240	5 273	CANARY IS	5 269	8 354	4 785
COMOROS	380	524	277	ICELAND	1 264	1 389	794
ZAMBIA	2 072	3 431	1 929	NORWAY	6 019	13 800	8 025
ZIMBABWE	8 323	17 494	9 952	SWEDEN	23 180	64 544	36 959
MALAWI	973	1 630	897	FINLAND	4 871	11 439	6 567
REP S AFRICA	5 130	5 469	3 165	SWITZERLAND	79 139	257 566	147 949
LESOTHO	92	75	42	AUSTRIA	73 763	158 889	91 088
USA	50 885	66 632	37 568	ANDORRA	1 164	2 233	1 285
CANADA	5 274	6 426	3 575	MALTA	205	562	340
MEXICO	14 302	27 239	15 609	YUGOSLAVIA	6 925	13 113	7 210
GUATEMALA	545	365	209				
NICARAGUA	575	128	74				
HAITI	203	93	55				

6 IMPORTS AND EXPORTS (SPECIAL TRADE) BY GROUPS OF THE SITC-REV. III AND BY COUNTRIES OF PRODUCTION AND CONSUMPTION 1988

GROUP COUNTRY	DT = 100 KG	1 000 DM	1 000 \$	GROUP COUNTRY	DT = 100 KG	1 000 DM	1 000 \$
TURKEY	5 855	11 471	6 466	HUNGARY	21 777	11 402	6 468
SOVIET UNION	1 126	2 392	1 344	ROMANIA	4 793	849	478
POLAND	4 422	6 638	3 794	BULGARIA	1 092	574	324
CZECHOSLOVA	166	246	141	MOROCCO	90	148	90
HUNGARY	1 579	2 583	1 429	ALGERIA	26	296	169
BULGARIA	25 713	35 802	20 129	TUNISIA	1 569	377	215
ALBANIA	1 476	550	307	CONGO	6	123	73
MOROCCO	430	325	195	REP S AFRICA	13 884	21 869	12 472
ALGERIA	326	625	355	USA	84 047	170 856	97 252
TUNISIA	14 538	12 698	7 315	CANADA	19 585	31 391	17 795
LIBYA	6 140	14 324	8 145	MEXICO	138 712	87 421	49 795
EGYPT	5 025	10 644	5 945	BRAZIL	88 704	50 149	28 520
MAURITANIA	447	430	259	URUGUAY	197	456	266
MALI	874	92	54	ARGENTINA	786	673	384
BURKINA FASO	1 875	547	306	LEBANON	72	237	128
GAMBIA	1 762	477	268	ISRAEL	1 380	1 782	1 009
SIERRA LEONE	465	333	180	JORDAN	15	69	38
LIBERIA	1 761	1 926	1 061	SAUDI ARABIA	175	137	75
GHANA	1 973	1 996	1 147	QATAR	10	62	36
TOGO	1 871	1 837	1 016	ARAB EMIRAT	30	97	51
NIGERIA	4 538	7 112	4 088	INDIA	2 273	1 846	1 054
CAMEROON	2 040	1 975	1 108	THAILAND	500	1 001	568
EQUAT GUINEA	588	265	147	SINGAPORE	41	100	57
GABON	262	334	194	PHILIPPINES	41	68	40
ZAIRE	232	284	166	CHINA	1 441	872	384
RWANDA	1 978	2 704	1 516	SOUTH KOREA	2 252	2 678	1 550
BURUNDI	558	1 158	650	JAPAN	262 244	479 570	273 032
ANGOLA	178	389	214	TAIWAN	8 428	6 838	3 848
ETHIOPIA	10 220	17 458	9 555	HONG KONG	150	257	144
KENYA	1 760	2 616	1 464	AUSTRALIA	4 259	2 978	1 693
UGANDA	513	336	201	NEW ZEALAND	98	80	44
TANZANIA	1 232	2 023	1 183				
MOZAMBIQUE	203	419	227	EXPORTS	18 447 684	24 319 024	13 875 299
MADAGASCAR	81	154	88	FRANCE	2 083 018	2 524 946	1 442 922
REUNION	470	723	409	BELGIUM LUX	3 766 687	4 006 418	2 288 414
ZAMBIA	293	491	260	NETHERLANDS	913 307	1 031 148	589 015
ZIMBABWE	2 905	6 232	3 537	ITALY	967 181	1 545 952	883 364
MALAWI	526	817	455	UNTD KINGDOM	3 204 485	3 383 247	1 932 359
REP S AFRICA	228	443	252	IRELAND	20 502	35 558	20 335
USA	10 035	21 790	12 459	DENMARK	124 894	210 848	120 259
DOMINIC REP	246	327	192	GREECE	210 567	126 479	72 072
MARTINIQUE	159	248	131	PORTUGAL	48 523	88 804	50 665
FRENCH GUIAN	86	119	64	SPAIN	1 239 130	1 176 062	672 629
ECUADOR	95	169	96	CANARY IS	7 454	21 394	12 164
CHILE	2 857	1 841	1 016	CEUTA MEL	1 595	3 723	2 102
ARGENTINA	9 470	487	278	ICELAND	2 513	4 791	2 708
CYPRUS	771	76	43	FAROE IS	8	54	32
LEBANON	677	84	48	NORWAY	72 479	141 285	80 709
IRAQ	206	121	66	SWEDEN	906 881	954 955	544 843
ISRAEL	6 312	12 333	7 189	FINLAND	122 670	169 305	96 250
JORDAN	3 625	5 522	3 136	SWITZERLAND	324 880	553 520	315 037
SAUDI ARABIA	99 748	142 000	79 661	AUSTRIA	735 034	927 138	528 684
KUWAIT	1 197	419	234	ANDORRA	924	2 369	1 341
QATAR	486	73	42	GIBRALTAR	47	134	75
ARAB EMIRAT	2 880	924	511	MALTA	548	1 673	948
OMAN	83	118	70	YUGOSLAVIA	195 821	333 094	191 548
NORTH YEMEN	2 492	3 180	1 746	TURKEY	47 101	110 598	63 707
AFGHANISTAN	4 600	438	246	SOVIET UNION	8 041	30 449	17 158
PAKISTAN	2 702	5 059	2 837	POLAND	13 105	22 696	12 863
INDIA	444	558	301	CZECHOSLOVA	6 317	11 126	6 322
MALAYSIA	289	314	187	HUNGARY	26 126	48 675	27 888
SINGAPORE	161	337	191	ROMANIA	342	1 001	574
PHILIPPINES	768	917	513	BULGARIA	5 810	14 216	8 073
CHINA	1 297	1 480	832	ALBANIA	10	55	30
SOUTH KOREA	75	272	146	MOROCCO	6 286	9 041	5 089
JAPAN	4 250	14 562	8 231	ALGERIA	50 545	97 197	55 221
TAIWAN	1 365	1 916	1 094	TUNISIA	13 860	23 099	13 030
HONG KONG	2 310	3 369	1 897	LIBYA	14 143	57 423	33 055
AUSTRALIA	2 495	4 108	2 364	EGYPT	64 375	112 878	64 484
NEW ZEALAND	824	1 290	752	SUDAN	1 998	7 493	4 248
NEW CALEDON	300	504	279	MAURITANIA	481	1 636	921
				MALI	320	958	543
				BURKINA FASO	233	499	283
				NIGER	273	757	433
				CHAD	121	547	318
				CAPE VERDE	70	117	70
				SENEGAL	1 014	1 267	725
				GAMBIA	994	1 041	597
				GUIN BISSAU	337	394	221
				GUINEA	874	1 703	967
				SIERRA LEONE	1 817	3 540	1 963
				LIBERIA	2 424	4 718	2 690
				IVORY COAST	2 347	5 753	3 308
				GHANA	7 955	9 289	5 291
				TOGO	880	1 357	782
				BENIN	539	1 215	693
				NIGERIA	15 100	25 050	14 238
				CAMEROON	1 126	2 783	1 598
				CENT AFR REP	333	913	504
				EQUAT GUINEA	140	333	188
				GABON	710	2 351	1 329
				CONGO	777	1 815	1 031
				ZAIRE	2 781	9 909	5 624
				RWANDA	605	2 144	1 214
				BURUNDI	623	2 768	1 544
				ANGOLA	726	2 964	1 666
784 PARTS,TRACTORS,MOTOR VEH							
IMPORTS	9 150 967	8 748 411	4 991 867				
FRANCE	1 745 036	2 067 579	1 182 357				
BELGIUM LUX	806 130	615 995	351 429				
NETHERLANDS	451 168	322 183	183 774				
ITALY	1 748 099	1 476 991	842 016				
UNTD KINGDOM	1 439 865	1 481 753	846 771				
IRELAND	34 096	20 751	11 857				
DENMARK	121 325	85 027	48 314				
GREECE	20 243	8 304	4 497				
PORTUGAL	16 642	18 671	10 669				
SPAIN	820 461	559 179	317 877				
NORWAY	42 068	52 810	30 059				
SWEDEN	114 333	159 246	90 635				
FINLAND	18 754	17 483	10 007				
SWITZERLAND	264 268	222 613	126 980				
AUSTRIA	529 826	611 492	349 162				
MALTA	235	1 221	704				
YUGOSLAVIA	247 637	122 683	70 008				
TURKEY	60 729	20 556	11 899				
SOVIET UNION	3 783	3 460	1 963				
POLAND	2 402	1 806	1 040				
CZECHOSLOVA	4 574	2 680	1 531				

6 IMPORTS AND EXPORTS (SPECIAL TRADE) BY GROUPS OF THE SITC-REV. III AND BY COUNTRIES OF PRODUCTION AND CONSUMPTION 1988

GROUP COUNTRY	DT = 100 KG	1 000 DM	1 000 \$	GROUP COUNTRY	DT = 100 KG	1 000 DM	1 000 \$
ETHIOPIA	3 320	10 735	6 150	UNTD KINGDOM	7 887	18 282	10 471
DJIBOUTI	15	86	50	IRELAND	186	814	457
SOMALIA	161	678	383	DENMARK	1 615	3 706	2 123
KENYA	3 519	9 929	5 690	GREECE	302	162	92
UGANDA	936	3 712	2 086	PORTUGAL	435	581	321
TANZANIA	1 680	3 808	2 153	SPAIN	1 670	3 755	2 119
MOZAMBIQUE	1 186	3 711	2 111	NORWAY	322	579	329
MADAGASCAR	804	2 733	1 547	SWEDEN	2 167	4 644	2 656
REUNION	1 350	3 535	2 012	FINLAND	1 965	1 768	1 017
MAURITIUS	195	558	311	SWITZERLAND	17 437	36 574	20 991
ZAMBIA	1 111	3 759	2 142	AUSTRIA	10 833	26 908	15 346
ZIMBABWE	2 941	9 884	5 630	YUGOSLAVIA	25 922	14 215	8 141
MALAWI	288	1 184	662	SOVIET UNION	378	193	108
REP S AFRICA	739 876	1 707 178	969 003	POLAND	2 872	1 443	815
BOTSWANA	28	82	46	CZECHOSLOVA	7 980	4 241	2 427
USA	1 092 055	2 114 412	1 205 464	HUNGARY	100	87	49
CANADA	143 217	259 959	149 338	USA	23 036	53 869	30 947
MEXICO	164 178	195 829	112 621	CANADA	340	854	482
BERMUDA	34	102	53	MEXICO	204	491	278
GUATEMALA	1 295	3 592	2 023	INDIA	3 049	2 313	1 300
HONDURAS	200	819	463	THAILAND	86	63	33
EL SALVADOR	857	1 395	786	MALAYSIA	59	57	32
NICARAGUA	18	86	50	SINGAPORE	2 951	4 590	2 621
COSTA RICA	739	2 071	1 174	CHINA	2 949	1 696	948
PANAMA	373	1 328	748	SOUTH KOREA	171	156	87
CUBA	937	830	463	JAPAN	213 635	543 245	314 154
HAITI	149	555	317	TAIWAN	54 267	53 629	30 363
DOMINIC REP	930	2 030	1 154	HONG KONG	148	263	146
GUADELOUPE	1 861	4 906	2 797	AUSTRALIA	68	212	122
MARTINIQUE	2 009	5 958	3 380	NEW ZEALAND	19	136	77
JAMAICA	685	1 875	1 065				
BARBADOS	253	901	511	EXPORTS	312 403	626 530	357 910
TRINIDAD TOB	44	163	93	FRANCE	27 128	70 416	40 135
ARUBA	41	151	83	BELGIUM LUX	13 514	21 867	12 506
NETH ANTILL	65	179	101	NETHERLANDS	57 628	97 221	55 616
COLOMBIA	2 313	7 617	4 352	ITALY	18 603	37 641	21 468
VENEZUELA	15 452	33 249	18 901	UNTD KINGDOM	22 221	36 271	20 486
SURINAME	81	284	160	IRELAND	3 118	3 754	2 126
FRENCH GUIAN	811	1 417	789	DENMARK	22 871	41 397	23 834
ECUADOR	2 562	7 834	4 417	GREECE	2 303	3 241	1 829
PERU	3 431	8 436	4 778	PORTUGAL	495	764	433
BRAZIL	82 399	247 177	141 777	SPAIN	10 797	38 209	21 486
CHILE	15 791	10 870	6 124	CANARY IS	203	662	369
BOLIVIA	263	606	340	ICELAND	1 139	1 475	835
PARAGUAY	712	1 559	884	NORWAY	7 931	15 698	9 091
URUGUAY	2 235	3 013	1 707	SWEDEN	11 879	28 141	16 153
ARGENTINA	10 502	19 144	10 908	FINLAND	11 702	19 684	11 329
CYPRUS	4 229	9 227	5 247	SWITZERLAND	20 508	46 303	26 477
LEBANON	39 344	17 613	10 040	AUSTRIA	42 389	70 323	40 619
SYRIA	15 911	6 736	3 841	ANDORRA	44	207	122
IRAQ	12 758	58 886	33 113	YUGOSLAVIA	3 029	3 450	1 994
IRAN	248 864	367 521	207 900	TURKEY	720	962	547
ISRAEL	45 341	100 888	56 778	POLAND	260	1 031	588
JORDAN	19 487	25 286	14 324	CZECHOSLOVA	939	1 862	1 068
SAUDI ARABIA	95 644	167 779	95 368	HUNGARY	248	820	463
KUWAIT	15 788	42 715	24 345	ROMANIA	22	124	69
BAHRAIN	1 704	5 747	3 294	BULGARIA	397	569	330
QATAR	2 903	8 534	4 837	MOROCCO	307	1 246	709
ARAB EMIRAT	23 498	64 306	36 684	ALGERIA	810	1 699	975
OMAN	2 711	9 815	5 551	TUNISIA	17	102	56
NORTH YEMEN	316	1 195	679	LIBYA	200	1 062	612
SOUTH YEMEN	57	230	131	EGYPT	215	378	215
AFGHANISTAN	10 885	1 547	876	SENEGAL	27	212	121
PAKISTAN	3 923	11 026	6 257	GUIN BISSAU	37	135	80
INDIA	6 230	16 100	9 056	IVORY COAST	192	103	59
BANGLADESH	21	166	95	GHANA	76	128	71
MALDIVES	6	72	41	TOGO	193	135	81
SRI LANKA	401	859	487	BENIN	177	114	62
NEPAL	89	187	107	NIGERIA	2 439	2 131	1 167
BURMA	20	76	41	CAMEROON	269	739	409
THAILAND	37 393	77 333	43 665	ZAIRE	309	471	270
VIETNAM	10	76	42	ANGOLA	28	56	33
INDONESIA	25 576	53 408	30 216	ETHIOPIA	13	75	41
MALAYSIA	17 982	34 839	19 802	DJIBOUTI	15	96	55
BRUNEI	134	726	422	KENYA	101	261	148
SINGAPORE	38 011	79 819	45 193	UGANDA	116	86	51
PHILIPPINES	2 228	7 116	3 996	TANZANIA	38	97	55
CHINA	13 505	31 464	17 774	ZAMBIA	518	495	281
NORTH KOREA	221	1 343	755	REP S AFRICA	312	962	535
SOUTH KOREA	37 242	68 403	38 469	USA	13 163	34 939	19 841
JAPAN	84 550	249 647	142 219	CANADA	800	2 319	1 337
TAIWAN	15 462	39 484	22 439	MEXICO	290	508	287
HONG KONG	8 270	32 701	18 593	PANAMA	68	125	70
AUSTRALIA	55 673	133 410	75 523	BARBADOS	52	64	36
NEW ZEALAND	5 177	14 041	8 024	COLOMBIA	99	319	181
AMER OCEANIA	29	153	88	CHILE	110	115	63
NEW CALEDON	497	1 576	889	URUGUAY	88	57	33
FR POLYNESIA	642	2 064	1 168	ARGENTINA	19	142	84
785 CYCLES, MOTORCYCLES ETC.				IRAN	484	1 571	927
IMPORTS	697 911	1 201 427	690 334	ISRAEL	698	1 280	742
FRANCE	38 322	86 760	49 788	SAUDI ARABIA	211	219	123
BELGIUM LUX	57 374	21 609	12 372	KUWAIT	228	638	365
NETHERLANDS	57 376	88 916	50 802	NORTH YEMEN	66	357	194
ITALY	160 909	224 249	128 118	INDIA	42	231	132
				SRI LANKA	50	55	32
				INDONESIA	54	104	59

6 IMPORTS AND EXPORTS (SPECIAL TRADE) BY GROUPS OF THE SITC-REV. III AND BY COUNTRIES OF PRODUCTION AND CONSUMPTION 1988

GROUP COUNTRY	DT = 100 KG	1 000 DM	1 000 \$	GROUP COUNTRY	DT = 100 KG	1 000 DM	1 000 \$
SINGAPORE	227	237	134	ZAIRE	1 219	705	403
CHINA	26	64	38	RWANDA	3 396	1 350	773
SOUTH KOREA	19	265	142	BURUNDI	1 253	1 116	645
JAPAN	4 881	22 168	12 564	ANGOLA	209	54	30
TAIWAN	1 616	1 762	980	ETHIOPIA	6 494	5 441	2 970
HONG KONG	666	380	217	SOMALIA	257	233	131
AUSTRALIA	1 110	3 736	2 119	KENYA	314	247	140
NEW ZEALAND	336	1 138	665	UGANDA	1 312	698	406
<b>786 TRAILERS, SEMI-TRAILR, ETC</b>				TANZANIA	460	243	137
IMPORTS	1 154 281	546 574	312 440	SEYCHELLES	84	68	40
FRANCE	188 087	151 454	86 625	MOZAMBIQUE	527	220	125
BELGIUM LUX	73 777	47 565	27 145	MADAGASCAR	399	422	226
NETHERLANDS	135 419	68 861	39 195	ZAMBIA	264	230	127
ITALY	112 689	51 686	29 540	ZIMBABWE	144	79	46
UNTD KINGDOM	38 254	17 382	9 922	MALAWI	234	171	91
IRELAND	608	662	375	REP S AFRICA	4 790	3 412	1 937
DENMARK	49 401	28 115	16 087	USA	54 746	51 144	29 168
GREECE	68	125	74	CANADA	1 778	2 132	1 223
PORTUGAL	141	199	116	MEXICO	121	359	209
SPAIN	6 571	2 847	1 644	BERMUDA	1 240	1 357	809
NORWAY	2 476	1 109	636	GUATEMALA	210	140	80
SWEDEN	7 079	9 543	5 456	COSTA RICA	114	88	49
FINLAND	6 492	3 317	1 868	DOMINIC REP	76	68	39
SWITZERLAND	27 271	19 826	11 323	NETH ANTILL	2 377	2 138	1 202
AUSTRIA	157 751	81 775	46 999	VENEZUELA	232	150	88
YUGOSLAVIA	22 179	10 296	5 907	FRENCH GUIAN	158	268	153
SOVIET UNION	2 752	297	168	ECUADOR	356	169	101
POLAND	37 137	5 636	3 188	PERU	574	309	176
CZECHOSLOVA	41 889	7 648	4 421	BRAZIL	3 030	3 395	1 818
HUNGARY	35 865	8 131	4 635	CHILE	2 666	944	530
ROMANIA	25 908	5 169	2 957	URUGUAY	109	84	47
EGYPT	55	94	56	ARGENTINA	130	145	84
KENYA	80	52	32	CYPRUS	311	224	130
REP S AFRICA	185	96	57	LEBANON	1 339	575	321
USA	139 856	15 439	8 734	SYRIA	307	192	110
ISRAEL	252	323	189	IRAQ	1 711	2 609	1 444
JORDAN	480	56	31	IRAN	2 968	4 365	2 460
INDIA	3 619	523	296	ISRAEL	11 396	8 158	4 707
CHINA	5 713	984	562	JORDAN	915	587	336
SOUTH KOREA	8 866	2 236	1 295	SAUDI ARABIA	29 533	11 921	6 758
JAPAN	12 004	1 984	1 114	KUWAIT	5 537	2 880	1 592
TAIWAN	5 277	2 229	1 277	BAHRAIN	368	207	117
HONG KONG	4 303	470	268	QATAR	424	319	186
AUSTRALIA	586	179	101	ARAB EMIRAT	4 654	3 349	1 906
EXPORTS	2 613 600	1 998 961	1 142 395	OMAN	188	365	201
FRANCE	302 543	262 116	150 114	NORTH YEMEN	2 707	2 104	1 201
BELGIUM LUX	219 916	160 868	91 830	AFGHANISTAN	781	75	43
NETHERLANDS	427 576	339 919	194 716	PAKISTAN	533	245	141
ITALY	143 315	97 006	55 568	INDIA	2 157	2 516	1 451
UNTD KINGDOM	149 953	103 432	58 609	SRI LANKA	71	80	47
IRELAND	2 149	1 704	982	BURMA	60	141	76
DENMARK	145 488	126 450	72 784	THAILAND	4 278	1 979	1 098
GREECE	38 749	16 816	9 416	INDONESIA	5 050	2 303	1 330
PORTUGAL	10 118	6 586	3 732	MALAYSIA	12 751	10 153	5 877
SPAIN	88 190	60 105	34 325	SINGAPORE	25 807	11 503	6 488
CANARY IS	560	807	459	PHILIPPINES	251	116	63
ICELAND	2 152	960	544	CHINA	869	1 148	627
NORWAY	44 406	43 112	24 984	SOUTH KOREA	284	680	383
SWEDEN	163 371	132 620	75 628	JAPAN	3 366	2 768	1 557
FINLAND	72 515	67 690	38 593	TAIWAN	8 509	4 055	2 267
SWITZERLAND	192 502	158 266	90 506	HONG KONG	1 050	896	512
AUSTRIA	249 144	171 936	98 216	AUSTRALIA	16 373	10 837	6 101
ANDORRA	140	119	67	NEW ZEALAND	691	565	317
MALTA	300	293	176	NEW CALEDON	246	98	54
YUGOSLAVIA	9 114	5 526	3 132	<b>791 RAILWAY VEHICLES.EQUIPNT</b>			
TURKEY	1 568	1 485	840	IMPORTS	237 780	127 080	72 142
SOVIET UNION	24 518	8 656	4 930	FRANCE	129 010	23 367	13 272
POLAND	12 513	5 280	3 029	BELGIUM LUX	21 742	3 828	2 138
CZECHOSLOVA	11 330	7 466	4 285	NETHERLANDS	14 621	21 115	11 831
HUNGARY	7 647	6 445	3 651	ITALY	1 473	1 798	1 016
ROMANIA	147	87	49	UNTD KINGDOM	7 148	10 118	5 732
BULGARIA	19 020	19 560	11 479	IRELAND	141	64	37
MOROCCO	748	490	282	DENMARK	1 346	2 737	1 585
ALGERIA	5 983	3 436	1 960	SPAIN	6 986	6 918	3 962
TUNISIA	1 526	931	529	NORWAY	6 059	564	319
LIBYA	8 513	6 614	3 664	SWEDEN	2 763	2 692	1 542
EGYPT	4 382	3 348	1 994	FINLAND	23	128	74
SUDAN	3 977	3 977	2 252	SWITZERLAND	9 528	25 834	14 685
MAURITANIA	921	602	330	AUSTRIA	21 260	19 857	11 191
SENEGAL	264	131	72	YUGOSLAVIA	3 881	1 326	789
SIERRA LEONE	379	202	112	CZECHOSLOVA	3 659	827	464
LIBERIA	1 661	1 072	596	HUNGARY	1 604	967	553
IVORY COAST	628	343	190	TUNISIA	1 500	400	238
GHANA	3 376	1 958	1 087	REP S AFRICA	20	51	30
TOGO	988	231	127	USA	2 020	3 913	2 345
BENIN	131	57	34	MEXICO	2 325	309	184
NIGERIA	1 240	2 124	1 182	EXPORTS	917 467	988 963	561 817
CAMEROON	2 017	799	456	FRANCE	210 650	24 093	13 749
CENT AFR REP	115	66	35	BELGIUM LUX	8 334	12 623	7 200
EQUAT GUINEA	173	119	66	NETHERLANDS	122 832	164 386	93 314
GABON	1 616	872	487	ITALY	82 992	72 146	41 112
CONGO	163	172	96	UNTD KINGDOM	40 605	59 602	33 764







6 IMPORTS AND EXPORTS (SPECIAL TRADE) BY GROUPS OF THE SITC-REV. III AND BY COUNTRIES OF PRODUCTION AND CONSUMPTION 1988

GROUP COUNTRY	DT = 100 KG	1 000 DM	1 000 \$	GROUP COUNTRY	DT = 100 KG	1 000 DM	1 000 \$
<b>811 PREFABRICATED BUILDINGS</b>							
IMPORTS	654 581	188 670	107 566	YUGOSLAVIA	27 368	7 654	4 350
FRANCE	44 846	16 462	9 381	TURKEY	50 632	11 193	6 362
BELGIUM LUX	65 101	24 931	14 551	CZECHOSLOVA	21 583	2 376	1 362
NETHERLANDS	160 592	46 090	26 338	HUNGARY	17 114	2 605	1 487
ITALY	19 551	6 705	3 795	USA	9 090	2 849	1 615
UNTD KINGDOM	39 209	14 258	8 056	CANADA	149	89	49
IRELAND	382	131	76	JAPAN	166	437	242
DENMARK	94 930	26 224	14 908	TAIWAN	43	79	44
PORTUGAL	2 771	556	318	EXPORTS	1 098 375	1 023 030	581 289
NORWAY	11 772	3 308	1 902	FRANCE	269 443	198 382	112 770
SWEDEN	14 909	4 487	2 569	BELGIUM LUX	148 548	101 353	57 854
FINLAND	32 087	7 608	4 267	NETHERLANDS	124 475	168 005	95 414
SWITZERLAND	18 887	1 682	965	ITALY	111 935	157 800	90 070
AUSTRIA	61 682	20 218	11 427	UNTD KINGDOM	83 972	79 600	45 110
YUGOSLAVIA	21 321	3 941	2 189	IRELAND	7 469	1 960	1 121
TURKEY	2 370	471	265	DENMARK	12 096	14 763	8 380
POLAND	14 982	1 399	788	GREECE	23 992	9 490	5 352
CZECHOSLOVA	5 985	602	342	PORTUGAL	198	608	343
HUNGARY	27 064	3 164	1 778	SPAIN	18 703	15 637	8 925
USA	3 046	1 674	931	CANARY IS	178	215	121
CANADA	10 725	4 012	2 295	ICELAND	2 067	868	487
JAPAN	226	87	50	NORWAY	5 424	4 858	2 774
AUSTRALIA	1 724	524	299	SWEDEN	5 137	10 254	5 839
EXPORTS	669 574	193 914	110 299	FINLAND	964	4 652	2 634
FRANCE	61 415	16 022	9 091	SWITZERLAND	78 752	73 601	41 650
BELGIUM LUX	36 058	12 488	7 120	AUSTRIA	152 407	133 256	75 411
NETHERLANDS	55 622	17 146	9 774	MALTA	757	580	331
ITALY	2 734	5 714	3 253	YUGOSLAVIA	4 728	9 381	5 325
UNTD KINGDOM	12 064	3 683	2 088	TURKEY	931	1 186	667
DENMARK	7 159	2 511	1 425	SOVIET UNION	503	242	142
GREECE	97	374	214	POLAND	638	467	265
SPAIN	1 433	1 340	737	CZECHOSLOVA	1 591	1 992	1 121
FAROE IS	613	299	173	HUNGARY	390	604	340
NORWAY	8 676	2 540	1 421	MOROCCO	75	233	141
SWEDEN	1 117	787	439	ALGERIA	8	54	30
FINLAND	819	312	175	TUNISIA	165	86	49
SWITZERLAND	358 229	78 570	44 381	LIBYA	419	572	320
AUSTRIA	87 647	22 024	12 498	EGYPT	39	116	63
SOVIET UNION	1 262	806	457	GHANA	51	57	32
POLAND	1 348	587	333	NIGERIA	182	259	148
CZECHOSLOVA	60	55	30	REUNION	310	55	31
BULGARIA	61	62	34	REP S AFRICA	121	183	103
MOROCCO	184	226	128	USA	19 190	8 320	4 721
ALGERIA	4 102	3 552	2 124	CANADA	2 598	6 747	3 808
LIBYA	4 812	3 925	2 297	CHILE	473	333	188
EGYPT	1 909	532	292	ARGENTINA	21	179	98
SUDAN	1 129	362	219	CYPRUS	1 256	914	521
NIGER	377	422	249	LEBANON	380	297	168
GUINEA	624	158	94	SYRIA	809	183	103
GHANA	291	168	90	IRAQ	522	1 200	677
NIGERIA	931	587	345	IRAN	20	70	39
CAMEROON	701	169	96	ISRAEL	1 337	1 888	1 064
CONGO	1 332	3 906	2 224	JORDAN	1 068	449	257
ZAIRE	580	156	94	SAUDI ARABIA	2 494	1 892	1 079
RWANDA	195	89	47	KUWAIT	916	715	409
ANGOLA	322	95	56	QATAR	109	102	59
ETHIOPIA	1 491	861	480	ARAB EMIRAT	736	453	258
SOMALIA	177	53	32	OMAN	157	128	71
TANZANIA	247	161	90	NORTH YEMEN	47	56	33
REP S AFRICA	187	403	215	AFGHANISTAN	663	185	105
USA	498	953	554	THAILAND	152	204	113
CANADA	177	450	260	INDONESIA	258	459	260
JAMAICA	40	62	35	MALAYSIA	46	66	37
IRAQ	34	208	119	SINGAPORE	1 004	792	455
ISRAEL	2 222	491	287	PHILIPPINES	169	205	116
SAUDI ARABIA	1 395	1 278	755	CHINA	34	91	52
KUWAIT	376	134	79	SOUTH KOREA	257	398	228
BAHRAIN	2 853	471	256	JAPAN	3 167	2 338	1 314
THAILAND	2 690	4 355	2 599	TAIWAN	692	525	300
SINGAPORE	99	60	36	HONG KONG	567	482	268
CHINA	382	800	457	AUSTRALIA	1 746	1 223	689
JAPAN	964	1 702	975	NEW ZEALAND	296	176	100
HONG KONG	1 141	1 403	843				
AUSTRALIA	65	68	40	<b>813 LIGHTNG FIXTURES ETC.NES</b>			
<b>812 PLUMBNG, SANITRY, EQPT. ETC</b>							
IMPORTS	1 674 305	673 924	384 261	IMPORTS	532 375	840 427	477 834
FRANCE	220 166	124 075	70 821	FRANCE	13 060	36 435	20 672
BELGIUM LUX	278 578	103 122	58 939	BELGIUM LUX	25 606	43 611	24 936
NETHERLANDS	160 448	66 582	37 866	NETHERLANDS	38 739	68 729	39 061
ITALY	352 477	127 872	72 881	ITALY	134 227	244 099	139 189
UNTD KINGDOM	2 337	2 277	1 286	UNTD KINGDOM	10 303	28 869	16 386
IRELAND	2 675	916	509	IRELAND	70	235	137
DENMARK	72 183	27 146	15 406	DENMARK	15 333	26 257	14 892
PORTUGAL	9 168	1 642	940	GREECE	575	701	400
SPAIN	6 092	1 359	774	PORTUGAL	5 434	4 981	2 817
SWEDEN	12 444	8 388	4 763	SPAIN	7 114	17 374	9 866
FINLAND	83 726	28 086	16 066	NORWAY	4 685	9 495	5 408
SWITZERLAND	140 345	84 253	48 039	SWEDEN	31 609	46 628	26 440
AUSTRIA	207 173	70 783	40 377	FINLAND	9 189	16 264	9 288
				SWITZERLAND	4 809	22 347	12 731
				AUSTRIA	58 759	98 786	56 313
				YUGOSLAVIA	21 829	11 976	6 830
				TURKEY	7 654	2 838	1 626
				POLAND	16 496	4 992	2 845

6 IMPORTS AND EXPORTS (SPECIAL TRADE) BY GROUPS OF THE SITC-REV. III AND BY COUNTRIES OF PRODUCTION AND CONSUMPTION 1988

GROUP COUNTRY	DT = 100 KG	1 000 DM	1 000 \$	GROUP COUNTRY	DT = 100 KG	1 000 DM	1 000 \$
CZECHOSLOVA	3 358	1 845	1 048	BOLIVIA	20	95	54
HUNGARY	24 119	8 858	5 070	PARAGUAY	12	115	66
ROMANIA	14 539	3 510	1 988	URUGUAY	11	66	36
BULGARIA	1 274	186	108	ARGENTINA	71	471	264
MOROCCO	241	1 308	745	CYPRUS	674	1 297	732
TANZANIA	108	89	50	LEBANON	66	396	187
USA	3 991	20 946	11 862	SYRIA	63	186	101
MEXICO	107	73	42	IRAQ	636	2 877	1 627
BRAZIL	11	73	43	IRAN	131	973	538
PAKISTAN	78	84	46	ISRAEL	2 733	6 621	3 781
INDIA	1 066	1 484	831	JORDAN	163	503	291
SRI LANKA	151	148	84	SAUDI ARABIA	5 103	22 107	12 638
THAILAND	348	488	275	KUWAIT	1 504	3 592	2 028
INDONESIA	90	68	36	BAHRAIN	629	1 921	1 093
SINGAPORE	189	338	185	QATAR	274	786	441
PHILIPPINES	5 311	9 800	5 517	ARAB EMIRAT	4 571	12 169	6 915
CHINA	8 419	8 196	4 578	OMAN	793	3 116	1 769
SOUTH KOREA	3 752	9 596	5 456	NORTH YEMEN	124	418	241
JAPAN	1 208	10 071	5 707	SOUTH YEMEN	29	77	43
TAIWAN	37 232	48 878	27 525	AFGHANISTAN	247	261	151
HONG KONG	20 768	28 928	16 334	PAKISTAN	79	676	389
MACAO	258	471	265	INDIA	417	1 391	792
EXPORTS	519 943	1 227 305	698 705	BANGLADESH	21	234	140
FRANCE	73 285	152 528	87 012	SRI LANKA	97	248	143
BELGIUM LUX	39 845	80 607	45 968	THAILAND	976	2 644	1 451
NETHERLANDS	108 539	195 333	111 502	INDONESIA	149	651	376
ITALY	29 968	70 285	40 116	MALAYSIA	275	1 354	794
UNTD KINGDOM	40 494	97 751	55 635	BRUNEI	209	1 051	582
IRELAND	2 448	4 308	2 439	SINGAPORE	2 118	7 583	4 275
DENMARK	12 662	30 676	17 476	PHILIPPINES	99	495	274
GREECE	2 223	6 067	3 424	CHINA	332	1 428	807
PORTUGAL	2 782	7 458	4 243	SOUTH KOREA	288	1 279	725
SPAIN	8 646	23 780	13 566	JAPAN	2 857	11 282	6 372
CANARY IS	425	1 276	721	TAIWAN	419	1 678	944
CEUTA MEL	424	689	391	HONG KONG	2 920	10 228	5 794
ICELAND	1 267	2 984	1 682	AUSTRALIA	5 028	13 875	7 818
NORWAY	13 549	37 936	21 646	PAPUA NEW G	40	114	64
SWEDEN	15 787	47 682	27 162	NEW ZEALAND	393	1 488	838
FINLAND	6 040	20 962	11 866	FR POLYNESIA	67	120	68
SWITZERLAND	41 443	117 552	66 972	821 FURNITURE, CUSHIONS, ETC.			
AUSTRIA	57 427	122 457	69 647	IMPORTS	7 618 143	4 885 852	2 790 820
ANDORRA	24	203	116	FRANCE	349 720	278 518	159 236
MALTA	338	799	446	BELGIUM LUX	436 289	368 449	210 594
YUGOSLAVIA	506	2 911	1 633	NETHERLANDS	398 405	349 044	199 904
TURKEY	532	2 070	1 172	ITALY	1 501 010	1 247 082	713 354
SOVIET UNION	195	720	396	UNTD KINGDOM	117 360	124 328	70 932
POLAND	283	1 440	828	IRELAND	1 159	2 786	1 607
CZECHOSLOVA	112	981	540	DENMARK	580 173	456 503	260 445
HUNGARY	335	1 480	822	GREECE	3 309	1 637	936
ROMANIA	317	446	250	PORTUGAL	82 612	28 148	15 970
BULGARIA	92	414	227	SPAIN	100 378	103 297	59 364
MOROCCO	380	1 004	583	NORWAY	20 224	27 015	15 468
ALGERIA	84	641	348	SWEDEN	465 848	298 577	136 241
TUNISIA	225	512	281	FINLAND	90 936	49 100	27 974
LIBYA	655	2 689	1 551	SWITZERLAND	213 527	239 469	136 562
EGYPT	556	1 887	1 081	AUSTRIA	295 384	319 338	182 681
SUDAN	16	56	31	ANDORRA	112	67	39
MAURITANIA	57	102	57	MALTA	81	106	58
MALI	98	138	80	YUGOSLAVIA	372 556	166 688	95 236
BURKINA FASO	10	105	58	TURKEY	15 875	7 501	4 255
SENEGAL	87	238	136	SOVIET UNION	122 271	29 033	16 549
LIBERIA	142	330	183	POLAND	540 534	137 325	78 061
GHANA	39	116	63	CZECHOSLOVA	225 836	55 847	31 976
TOGO	78	143	81	HUNGARY	195 589	69 698	39 716
BENIN	144	182	102	ROMANIA	1 128 500	310 531	177 298
NIGERIA	2 587	3 715	2 100	BULGARIA	32 541	8 116	4 623
CAMEROON	640	832	466	MOROCCO	58	53	31
BURUNDI	46	84	50	EGYPT	151	158	87
ANGOLA	44	201	116	MALAWI	639	104	60
ETHIOPIA	90	220	122	REP S AFRICA	26 219	11 277	6 291
DJIBOUTI	96	118	67	SHAZILAND	2 249	660	364
KENYA	190	274	152	USA	30 842	72 092	40 899
TANZANIA	51	213	119	CANADA	5 317	2 906	1 649
MADAGASCAR	49	52	30	MEXICO	80	58	31
MAURITIUS	29	57	35	HONDURAS	913	108	62
ZAMBIA	75	412	224	HAITI	54	62	34
ZIMBABWE	198	185	104	BAHAMAS	86	90	51
REP S AFRICA	4 016	7 968	4 486	PERU	59	83	44
USA	11 302	41 369	23 468	BRAZIL	6 210	5 846	3 306
CANADA	1 564	8 186	4 620	CHILE	301	169	91
MEXICO	270	1 617	926	PARAGUAY	80	475	265
GUATEMALA	56	195	107	ARGENTINA	421	1 612	910
EL SALVADOR	9	85	47	LEBANON	57	62	35
PANAMA	5	78	43	ISRAEL	8 355	5 300	3 042
CUBA	10	53	32	JORDAN	38	56	30
HAITI	91	52	31	PAKISTAN	296	223	128
DOMINIC REP	45	89	54	INDIA	1 173	2 160	1 226
TRINIDAD TOB	17	84	46	SRI LANKA	168	118	66
NETH ANTILL	216	601	333	THAILAND	35 450	26 601	15 099
COLOMBIA	73	270	155	INDONESIA	16 521	8 554	4 854
VENEZUELA	269	965	559	MALAYSIA	2 725	1 568	881
ECUADOR	47	77	43	SINGAPORE	2 131	1 815	1 004
PERU	54	698	396	PHILIPPINES	11 125	9 813	5 542
BRAZIL	45	378	214	CHINA	33 712	27 851	15 800
CHILE	334	1 548	877				

6 IMPORTS AND EXPORTS (SPECIAL TRADE) BY GROUPS OF THE SITC-REV. III AND BY COUNTRIES OF PRODUCTION AND CONSUMPTION 1988

GROUP COUNTRY	DT = 100 KG	1 000 DM	1 000 \$	GROUP COUNTRY	DT = 100 KG	1 000 DM	1 000 \$
SOUTH KOREA	5 502	5 162	2 951	IRAN	78	589	337
JAPAN	4 264	6 967	3 943	ISRAEL	7 864	7 146	4 080
TAIWAN	127 586	69 040	39 295	JORDAN	1 752	2 668	1 518
HONG KONG	3 924	5 358	3 019	SAUDI ARABIA	29 724	24 373	13 883
MACAO	170	249	142	KUWAIT	5 750	7 876	4 482
AUSTRALIA	134	165	92	BAHRAIN	2 564	2 078	1 170
UNID COUNTR	103	110	62	QATAR	1 024	708	401
EXPORTS	7 741 721	6 189 668	3 528 233	ARAB EMIRAT	5 182	4 920	2 772
FRANCE	1 001 071	753 129	429 067	OMAN	2 553	1 420	806
BELGIUM LUX	837 388	607 304	346 585	NORTH YEMEN	568	737	415
NETHERLANDS	1 655 025	1 197 125	683 323	AFGHANISTAN	60	64	40
ITALY	164 302	161 912	92 341	PAKISTAN	403	1 138	644
UNTD KINGDOM	775 089	632 259	359 872	INDIA	512	2 210	1 263
IRELAND	17 136	13 372	7 552	SRI LANKA	173	305	172
DENMARK	127 275	88 643	50 669	NEPAL	58	67	38
GREECE	25 008	20 820	11 837	THAILAND	609	4 612	2 662
PORTUGAL	12 389	17 121	9 737	INDONESIA	847	1 100	620
SPAIN	65 279	65 289	37 223	MALAYSIA	396	778	433
CANARY IS	4 126	6 260	3 477	BRUNEI	276	629	373
ICELAND	5 918	8 518	4 831	SINGAPORE	8 034	8 587	4 855
FAROE IS	79	148	85	PHILIPPINES	967	2 373	1 354
NORWAY	35 577	45 402	25 957	CHINA	1 835	2 524	1 476
SWEDEN	180 351	147 313	84 142	SOUTH KOREA	2 932	5 627	3 188
FINLAND	26 222	33 478	19 091	JAPAN	66 916	107 134	60 620
SWITZERLAND	1 036 632	934 277	533 219	TAIWAN	3 744	4 003	2 261
AUSTRIA	1 175 145	781 158	445 032	HONG KONG	15 999	19 640	11 013
ANDORRA	212	472	269	AUSTRALIA	34 258	25 024	14 166
GIBRALTAR	68	77	42	PAPUA NEW G	143	335	187
MALTA	667	1 282	756	NEW ZEALAND	3 110	3 209	1 792
YUGOSLAVIA	9 786	20 381	11 908	NEW CALEDON	398	290	169
TURKEY	5 416	9 416	5 278	FR POLYNESIA	194	194	112
SOVIET UNION	2 921	4 676	2 600	831 TRUNK, SUIT-CASES, BAG, ETC			
POLAND	2 395	1 949	1 096	IMPORTS	574 801	1 191 633	677 532
CZECHOSLOVA	2 869	3 288	1 865	FRANCE	15 434	42 578	24 155
HUNGARY	4 391	3 268	1 839	BELGIUM LUX	38 941	64 304	36 790
ROMANIA	8 668	4 241	2 407	NETHERLANDS	21 718	43 067	24 521
BULGARIA	1 618	1 313	721	ITALY	37 481	210 999	120 153
MOROCCO	379	463	261	UNTD KINGDOM	3 912	13 976	7 961
ALGERIA	1 179	1 961	1 131	IRELAND	880	3 295	1 916
TUNISIA	1 213	1 295	717	DENMARK	528	3 418	1 956
LIBYA	4 350	7 969	4 551	GREECE	235	1 107	632
EGYPT	1 713	4 290	2 379	PORTUGAL	74	215	120
SUDAN	458	595	338	SPAIN	1 149	3 810	2 159
BURKINA FASO	48	73	45	NORWAY	31	75	44
SENEGAL	324	259	142	SWEDEN	448	863	495
SIERRA LEONE	86	62	33	FINLAND	57	294	164
IVORY COAST	51	126	74	SWITZERLAND	2 128	6 135	3 509
GHANA	313	234	134	AUSTRIA	1 726	6 480	3 681
TOGO	136	123	69	MALTA	226	769	441
BENIN	64	98	54	YUGOSLAVIA	8 225	15 087	8 518
NIGERIA	1 034	893	507	TURKEY	5 298	17 648	10 064
CAMEROON	59	69	37	POLAND	9 746	12 870	7 285
CENT AFR REP	24	74	43	CZECHOSLOVA	6 886	11 334	6 476
CONGO	272	234	126	HUNGARY	19 367	14 438	8 213
ZAIRE	157	292	159	ROMANIA	1 177	2 252	1 275
RWANDA	85	95	51	BULGARIA	2 944	1 490	844
ANGOLA	460	292	160	MOROCCO	89	210	119
ETHIOPIA	321	362	207	TUNISIA	1 022	4 015	2 287
DJIBOUTI	486	151	83	EGYPT	323	2 420	1 372
SOMALIA	335	204	120	SENEGAL	1	126	75
KENYA	245	420	233	ETHIOPIA	391	1 071	604
UGANDA	206	458	259	KENYA	28	52	31
TANZANIA	321	380	220	REP S AFRICA	41	887	499
BRIT IND DC	256	94	55	USA	2 132	7 636	4 337
MADAGASCAR	88	109	60	CANADA	98	378	216
REUNION	444	364	202	MEXICO	15	100	59
MAURITIUS	105	534	304	GUATEMALA	37	92	48
ZAMBIA	36	159	91	ST LUCIA	110	171	93
REP S AFRICA	10 420	12 219	6 868	COLOMBIA	208	1 159	651
USA	277 733	299 451	170 429	BRAZIL	1 581	8 591	4 877
CANADA	36 512	27 297	15 522	URUGUAY	16	123	69
MEXICO	8 631	8 499	4 913	ARGENTINA	35	180	101
BERMUDA	80	154	85	CYPRUS	853	705	396
GUATEMALA	254	264	150	LEBANON	38	341	191
HAITI	106	122	65	ISRAEL	607	1 694	935
BAHAMAS	39	90	50	ARAB EMIRAT	38	152	82
GUADELOUPE	153	342	196	PAKISTAN	6 743	7 301	4 162
BRIT VIRG IS	366	114	68	INDIA	7 893	44 047	25 155
MARTINIQUE	607	390	218	BANGLADESH	266	293	164
CAYMAN IS	322	247	143	SRI LANKA	50	236	136
JAMAICA	19	52	31	THAILAND	13 634	45 840	26 081
TRINIDAD TOB	38	169	98	INDONESIA	115	293	160
ARUBA	247	87	47	MALAYSIA	41	128	74
NETH ANTILL	1 911	1 487	844	SINGAPORE	449	189	104
COLOMBIA	25	69	38	PHILIPPINES	344	1 106	634
VENEZUELA	837	1 036	580	CHINA	117 611	180 826	102 732
FRENCH GUIAN	168	124	68	NORTH KOREA	44	156	85
ECUADOR	65	90	49	SOUTH KOREA	85 736	169 241	95 872
BRAZIL	214	1 062	617	JAPAN	4 996	12 417	7 071
CHILE	224	251	147	TAIWAN	114 077	159 562	90 704
BOLIVIA	102	123	69	HONG KONG	36 251	62 143	35 284
ARGENTINA	140	176	99	MACAO	129	590	332
CYPRUS	757	887	506	AUSTRALIA	192	233	128
LEBANON	1 661	2 185	1 232				
IRAQ	2 130	2 791	1 592				

6 IMPORTS AND EXPORTS (SPECIAL TRADE) BY GROUPS OF THE SITC-REV. III AND BY COUNTRIES OF PRODUCTION AND CONSUMPTION 1988

GROUP COUNTRY	DT = 100 KG	1 000 DM	1 000 \$	GROUP COUNTRY	DT = 100 KG	1 000 DM	1 000 \$
EXPORTS	147 413	451 088	256 348	SOVIET UNION	15	89	48
FRANCE	14 209	42 332	24 070	POLAND	34 778	165 865	94 290
BELGIUM LUX	8 142	25 663	14 620	CZECHOSLOVA	17 594	50 708	28 878
NETHERLANDS	17 289	38 087	21 697	HUNGARY	9 983	46 488	26 417
ITALY	5 334	14 999	8 535	ROMANIA	31 263	130 181	73 677
UNTD KINGDOM	6 207	21 504	12 185	BULGARIA	6 452	16 228	9 216
IRELAND	478	970	545	ALBANIA	826	1 712	1 015
DENMARK	4 106	14 886	8 523	MOROCCO	6 894	30 587	17 438
GREECE	337	1 247	714	TUNISIA	53 716	216 817	123 895
PORTUGAL	649	1 771	995	EGYPT	895	1 666	950
SPAIN	2 062	6 287	3 567	MAURITIUS	3 884	23 169	13 150
CANARY IS	83	327	186	ZAMBIA	1 287	3 045	1 684
ICELAND	586	2 455	1 367	ZIMBABWE	345	1 076	615
NORWAY	2 130	6 577	3 740	REP S AFRICA	3 770	7 025	3 973
SWEDEN	3 668	10 585	6 006	LESOTHO	176	741	429
FINLAND	2 522	6 548	3 708	USA	2 038	7 017	4 008
SWITZERLAND	41 991	80 499	45 760	CANADA	57	583	328
AUSTRIA	20 651	59 487	33 868	MEXICO	45	92	55
ANDORRA	41	220	119	GUATEMALA	13	56	31
MALTA	49	994	577	HAITI	628	1 037	614
YUGOSLAVIA	105	284	158	DOMINIC REP	50	189	101
TURKEY	205	493	279	COLOMBIA	388	1 442	826
SOVIET UNION	76	236	131	PERU	91	160	94
POLAND	138	571	316	BRAZIL	3 501	7 156	4 143
CZECHOSLOVA	308	940	528	CHILE	12	68	40
HUNGARY	502	665	368	PARAGUAY	48	82	45
BULGARIA	70	136	72	URUGUAY	347	1 234	663
TUNISIA	104	89	50	ARGENTINA	642	997	572
LIBYA	5	68	40	CYPRUS	1 264	5 877	3 377
EGYPT	17	82	46	LEBANON	30	312	174
LIBERIA	6	68	37	SYRIA	42	65	35
ETHIOPIA	32	116	65	ISRAEL	1 927	8 666	4 924
REP S AFRICA	115	455	243	JORDAN	301	548	298
USA	10 039	26 625	15 071	QATAR	9	71	40
CANADA	391	2 750	1 557	ARAB EMIRAT	435	1 290	690
MEXICO	126	190	109	PAKISTAN	13 768	27 985	15 487
BERMUDA	10	66	38	INDIA	39 382	143 144	81 784
COSTA RICA	9	64	36	BANGLADESH	33 623	74 810	42 333
BAHAMAS	22	363	206	SRI LANKA	14 951	44 609	25 287
GUADELOUPE	17	105	59	NEPAL	66	180	102
MARTINIQUE	37	139	80	THAILAND	28 091	73 687	42 042
CAYMAN IS	2	84	48	VIETNAM	1 773	3 244	1 813
JAMAICA	10	88	50	INDONESIA	15 399	35 520	20 380
ARUBA	7	53	30	MALAYSIA	8 369	23 645	13 516
NETH ANTILL	23	173	94	SINGAPORE	7 800	25 866	14 671
VENEZUELA	10	73	39	PHILIPPINES	10 726	28 639	16 225
CYPRUS	63	165	89	CHINA	118 182	282 087	158 557
LEBANON	23	105	58	NORTH KOREA	1 722	4 672	2 612
IRAN	45	515	290	SOUTH KOREA	85 486	362 906	204 887
ISRAEL	120	500	281	JAPAN	18 957	76 829	43 817
JORDAN	36	301	172	TAIWAN	27 373	98 669	55 982
SAUDI ARABIA	195	2 100	1 206	HONG KONG	185 741	669 461	379 792
KUWAIT	81	851	477	MACAO	30 068	73 560	41 518
BAHRAIN	68	426	245	AUSTRALIA	7	91	51
QATAR	16	183	107	UNID COUNTR	42	91	51
ARAB EMIRAT	123	682	383	EXPORTS	243 712	1 861 995	1 057 116
OMAN	8	130	74	FRANCE	26 562	197 347	111 393
INDIA	290	550	313	BELGIUM LUX	25 228	215 545	122 524
THAILAND	7	76	43	NETHERLANDS	77 071	499 951	284 354
INDONESIA	41	80	44	ITALY	9 402	76 287	42 966
MALAYSIA	4	159	87	UNTD KINGDOM	19 699	174 275	98 918
SINGAPORE	321	7 429	4 217	IRELAND	1 441	13 643	7 700
PHILIPPINES	5	302	174	DENMARK	7 963	38 922	21 890
CHINA	108	72	36	GREECE	5 429	15 424	8 744
SOUTH KOREA	77	1 587	885	PORTUGAL	1 783	7 591	4 268
JAPAN	1 398	37 804	21 514	SPAIN	973	9 307	5 196
TAIWAN	147	934	522	CANARY IS	38	623	354
HONG KONG	891	22 687	12 913	ICELAND	337	4 725	2 680
AUSTRALIA	208	1 314	741	NORWAY	753	11 310	6 369
NEW ZEALAND	9	73	38	SWEDEN	3 211	28 918	16 475
AMER OCEANIA	7	241	139	FINLAND	345	5 017	2 808
SHIPS SUPPL	1	226	126	SWITZERLAND	18 330	182 813	103 657
841 MENS,BOYS CLOTHNG,X-KNIT				AUSTRIA	23 419	235 871	134 869
IMPORTS	1 282 586	5 307 803	3 015 461	ANDORRA	20	413	232
FRANCE	11 379	69 021	39 333	MALTA	2 447	14 081	8 007
BELGIUM LUX	24 564	104 239	59 964	YUGOSLAVIA	4 802	10 311	5 828
NETHERLANDS	16 771	87 773	49 846	TURKEY	196	940	526
ITALY	97 747	635 597	361 289	SOVIET UNION	13	178	97
UNTD KINGDOM	8 397	52 779	30 133	POLAND	2 660	7 644	4 300
IRELAND	520	3 240	1 846	CZECHOSLOVA	483	1 941	1 126
DENMARK	4 463	21 189	12 053	HUNGARY	522	1 651	932
GREECE	19 384	85 221	48 737	ROMANIA	104	408	234
PORTUGAL	25 905	158 074	89 704	BULGARIA	114	756	431
SPAIN	7 343	27 222	15 641	MOROCCO	95	430	247
ICELAND	7	113	65	TUNISIA	3 417	14 443	8 310
NORWAY	95	494	282	LIBYA	55	191	110
SWEDEN	690	5 584	3 218	EGYPT	525	1 472	814
FINLAND	1 173	16 822	9 463	TOGO	10	98	56
SWITZERLAND	5 110	63 247	36 068	NIGERIA	16	227	127
AUSTRIA	18 357	132 879	75 452	KENYA	8	119	66
MALTA	12 309	67 364	38 353	UGANDA	11	117	66
YUGOSLAVIA	120 256	888 061	391 737	MOZAMBIQUE	3	62	37
TURKEY	82 789	307 493	174 525	REP S AFRICA	40	589	328
				USA	1 814	37 132	21 059
				CANADA	740	20 981	11 881

6 IMPORTS AND EXPORTS (SPECIAL TRADE) BY GROUPS OF THE SITC-REV. III AND BY COUNTRIES OF PRODUCTION AND CONSUMPTION 1988

GROUP COUNTRY	DT = 100 KG	1 000 DM	1 000 \$	GROUP COUNTRY	DT = 100 KG	1 000 DM	1 000 \$
PANAMA	9	70	38	MACAO	17 968	52 498	29 846
NETH ANTILL	19	243	135	AUSTRALIA	2	64	34
COLOMBIA	75	100	58	UNID COUNTR	20	184	107
CHILE	19	119	67	EXPORTS	305 787	3 547 572	2 010 810
CYPRUS	35	293	168	FRANCE	25 480	245 076	138 836
LEBANON	99	1 622	907	BELGIUM LUX	26 390	324 650	184 191
IRAQ	17	82	44	NETHERLANDS	80 577	820 290	465 063
IRAN	7	72	41	ITALY	4 104	53 788	30 350
ISRAEL	28	209	119	UNTD KINGDOM	29 549	383 625	216 902
JORDAN	20	341	189	IRELAND	4 516	49 980	28 305
SAUDI ARABIA	279	3 099	1 768	DENMARK	9 854	81 198	45 836
KUWAIT	378	4 767	2 731	GREECE	8 312	29 590	16 758
BAHRAIN	20	376	220	PORTUGAL	1 141	8 778	4 934
QATAR	6	274	154	SPAIN	1 910	26 581	14 951
ARAB EMIRAT	157	1 820	1 046	CANARY IS	1 910	26 581	14 951
NORTH YEMEN	19	339	199	CEUTA-MEL	105	1 793	1 021
PAKISTAN	55	222	124	ICELAND	6	111	61
SINGAPORE	12	599	340	NORWAY	296	5 800	3 262
CHINA	1 399	1 665	954	SWEDEN	4 812	79 727	45 106
SDOUTH KOREA	7	125	67	FINLAND	6 190	86 540	48 901
JAPAN	314	6 904	3 845	SWITZERLAND	2 074	31 278	17 694
TAIWAN	13	253	138	AUSTRIA	37 905	541 984	307 357
HONG KONG	406	4 269	2 417	ANDORRA	43 373	538 565	306 815
AUSTRALIA	101	1 259	701	GIBRALTAR	17	1 110	617
NEW ZEALAND	20	376	210	MALTA	39	190	94
<b>842 WOMEN,GIRL CLOTHNG,XKNIT</b>							
IMPORTS	1 186 455	6 758 196	3 840 427	YUGOSLAVIA	2 385	12 926	7 276
FRANCE	26 799	285 488	161 772	TURKEY	182	1 227	685
BELGIUM LUX	15 745	119 980	68 330	SOVIET UNION	10	286	137
NETHERLANDS	31 256	241 529	137 237	POLAND	589	3 187	1 784
ITALY	82 068	723 252	411 654	CZECHOSLOVA	638	2 565	1 463
UNTD KINGDOM	17 414	167 996	95 590	HUNGARY	791	4 825	2 741
IRELAND	2 209	7 902	4 495	ROMANIA	122	753	417
DENMARK	4 879	34 853	19 773	BULGARIA	803	4 594	2 609
GREECE	81 205	467 203	266 230	MOROCCO	3 426	13 568	7 769
PORTUGAL	35 464	242 330	137 477	TUNISIA	2 220	8 849	5 034
SPAIN	2 113	14 398	8 238	LIBYA	30	110	60
ICELAND	10	113	64	EGYPT	1	677	365
NORWAY	21	293	160	REP S AFRICA	189	4 700	2 681
SWEDEN	98	1 183	677	USA	2 597	68 389	38 761
FINLAND	977	14 670	8 171	CANADA	2 395	39 214	22 200
SWITZERLAND	3 638	65 553	37 163	BERMUDA	1	205	116
AUSTRIA	21 299	246 640	140 356	PANAMA	134	468	254
MALTA	7 734	44 139	25 235	ARUBA	5	121	63
YUGOSLAVIA	108 338	733 386	416 011	NETH ANTILL	6	260	148
TURKEY	100 387	400 753	228 878	CHILE	111	795	451
SOVIET UNION	58	416	226	BOLIVIA	9	78	43
POLAND	27 321	185 495	105 261	ARGENTINA	8	88	47
CZECHOSLOVA	6 423	31 750	17 822	CYPRUS	69	795	428
HUNGARY	27 069	186 108	105 484	LEBANON	111	2 560	1 433
ROMANIA	33 339	162 621	91 727	IRAQ	60	130	64
BULGARIA	4 232	22 182	12 679	ISRAEL	134	1 314	724
ALBANIA	604	2 577	1 427	JORDAN	40	1 290	729
MOROCCO	30 235	143 714	82 205	SAUDI ARABIA	123	2 121	1 170
TUNISIA	29 041	130 025	74 291	KUWAIT	183	3 547	2 019
EGYPT	741	1 837	1 061	BAHRAIN	1	325	181
MAURITIUS	1 329	4 214	2 399	QATAR	30	242	126
ZIMBABWE	279	1 245	725	ARAB EMIRAT	77	1 401	803
REP S AFRICA	487	2 226	1 263	INDIA	28	133	72
BOTSWANA	51	92	48	MALAYSIA	3	68	35
USA	751	6 532	3 665	SINGAPORE	3	841	481
CANADA	20	265	150	CHINA	65	140	74
MEXICO	99	1 125	620	SOUTH KOREA	19	755	421
GUATEMALA	46	364	204	JAPAN	644	26 598	14 934
CUBA	23	64	38	TAIWAN	49	2 458	1 360
DOMINIC REP	5	60	35	HONG KONG	470	14 725	8 316
COLOMBIA	1 009	4 349	2 448	AUSTRALIA	328	7 717	4 428
BRAZIL	3 936	10 569	6 061	NEW ZEALAND	2	140	69
URUGUAY	76	512	288	UNID COUNTR	2	69	39
CYPRUS	792	7 255	4 110	<b>843 MENS,BOYS CLOTHING,KNIT</b>			
LEBANON	75	374	214	IMPORTS	260 442	882 112	505 278
ISRAEL	1 908	15 124	8 646	FRANCE	6 054	42 452	24 243
SAUDI ARABIA	59	97	57	BELGIUM LUX	3 341	27 649	15 743
KUWAIT	23	174	95	NETHERLANDS	3 293	12 171	7 019
QATAR	9	102	55	ITALY	24 716	121 324	69 288
ARAB EMIRAT	13	78	44	UNTD KINGDOM	1 955	11 913	6 787
AFGHANISTAN	15	54	31	IRELAND	6 440	20 794	11 801
PAKISTAN	21 339	48 670	27 746	DENMARK	1 025	4 325	2 467
INDIA	45 764	185 247	106 347	GREECE	21 836	64 962	37 207
BANGLADESH	4 119	12 061	6 930	PORTUGAL	15 022	54 412	31 124
SRI LANKA	8 372	36 279	20 734	SPAIN	764	3 474	1 874
NEPAL	82	285	163	NORWAY	27	274	152
THAILAND	23 978	89 369	50 737	SWEDEN	60	559	315
VIETNAM	86	261	152	FINLAND	80	999	574
INDONESIA	6 318	20 906	11 973	SWITZERLAND	2 786	24 468	13 871
MALAYSIA	2 746	11 065	6 267	AUSTRIA	1 181	11 177	6 389
SINGAPORE	3 548	12 380	7 107	MALTA	159	869	492
PHILIPPINES	11 187	41 358	23 666	YUGOSLAVIA	7 739	27 015	15 523
CHINA	113 085	360 193	203 938	TURKEY	18 521	53 795	30 822
NORTH KOREA	2 392	8 252	4 701	SOVIET UNION	79	98	54
SOUTH KOREA	49 485	251 381	142 141	POLAND	4 917	11 370	6 421
JAPAN	1 136	6 760	3 850	CZECHOSLOVA	3 374	5 793	3 279
TAIWAN	32 710	148 927	84 596	HUNGARY	1 182	3 228	1 838
HONG KONG	130 268	738 506	418 348				

6 IMPORTS AND EXPORTS (SPECIAL TRADE) BY GROUPS OF THE SITC-REV. III AND BY COUNTRIES OF PRODUCTION AND CONSUMPTION 1988

GROUP COUNTRY	DT = 100 KG	1 000 DM	1 000 \$	GROUP COUNTRY	DT = 100 KG	1 000 DM	1 000 \$
ROMANIA	5 964	9 692	5 492	MALTA	1 809	8 099	4 594
BULGARIA	2 091	2 884	1 654	YUGOSLAVIA	26 001	117 986	67 218
ALBANIA	48	53	30	TURKEY	84 102	241 419	138 575
MOROCCO	322	1 789	1 030	POLAND	4 034	12 224	6 918
TUNISIA	2 189	6 564	3 774	CZECHOSLOVA	7 316	18 989	10 840
EGYPT	1 615	1 459	849	HUNGARY	7 576	35 540	20 185
MAURITIUS	2 484	7 535	4 339	ROMANIA	3 873	13 772	7 738
ZIMBABWE	315	683	384	BULGARIA	1 269	4 240	2 390
REP S AFRICA	2 987	8 087	4 577	MOROCCO	14 921	69 854	39 736
LESOTHO	67	341	186	TUNISIA	8 183	40 522	23 074
USA	481	2 078	1 168	EGYPT	687	1 377	781
CANADA	11	111	62	MAURITIUS	904	3 741	2 130
COLOMBIA	42	194	114	ZIMBABWE	60	224	127
PERU	112	340	200	REP S AFRICA	752	2 625	1 488
BRAZIL	1 292	4 910	2 878	SWAZILAND	60	177	99
CYPRUS	134	598	344	LESOTHO	47	92	55
LEBANON	152	414	240	USA	281	2 786	1 563
ISRAEL	1 091	5 909	3 379	CANADA	17	275	154
JORDAN	36	63	37	AM VIRGIN IS	15	121	69
ARAB EMIRAT	131	376	224	BRAZIL	3 199	10 720	6 253
PAKISTAN	6 083	10 461	5 981	CHILE	13	92	51
INDIA	2 534	6 857	3 976	CYPRUS	108	626	351
BANGLADESH	1 930	4 292	2 492	LEBANON	113	360	207
SRI LANKA	2 922	7 843	4 552	IRAN	150	304	177
THAILAND	9 364	27 176	15 623	ISRAEL	2 592	19 111	10 848
VIETNAM	123	252	140	PAKISTAN	12 457	21 354	12 237
INDONESIA	8 120	21 847	12 699	INDIA	7 313	22 391	13 080
MALAYSIA	1 826	5 989	3 484	BANGLADESH	134	320	187
SINGAPORE	6 206	19 718	11 379	SRI LANKA	325	1 095	617
PHILIPPINES	10 278	24 647	14 260	NEPAL	21	76	43
CHINA	22 605	41 335	23 487	THAILAND	11 012	33 043	18 872
SOUTH KOREA	6 208	20 216	11 689	INDONESIA	5 678	17 112	9 716
JAPAN	41	372	212	MALAYSIA	2 997	8 843	5 075
TAIWAN	6 757	24 637	14 259	SINGAPORE	3 394	10 966	6 267
HONG KONG	25 679	93 791	53 844	PHILIPPINES	7 793	17 519	10 068
MACAO	4 548	15 184	8 646	CHINA	18 575	40 865	23 141
UNID COUNTR	44	98	58	SOUTH KOREA	7 785	27 548	15 623
EXPORTS	33 813	154 398	88 059	JAPAN	74	594	325
FRANCE	5 374	15 638	8 961	TAIWAN	11 918	40 613	23 122
BELGIUM LUX	4 225	23 016	13 120	HONG KONG	30 784	132 624	75 624
NETHERLANDS	8 093	95 122	20 137	MACAO	5 183	19 396	11 005
ITALY	879	7 246	4 174	EXPORTS	96 120	729 936	415 064
UNTD KINGDOM	1 182	5 992	3 439	FRANCE	10 020	72 829	41 507
IRELAND	212	1 034	601	BELGIUM LUX	7 326	68 952	39 201
DENMARK	1 009	3 819	2 202	NETHERLANDS	24 901	171 984	98 004
GREECE	377	1 391	792	ITALY	1 732	14 915	8 477
PORTUGAL	1 794	2 479	1 416	UNTD KINGDOM	3 736	34 110	19 364
SPAIN	74	627	356	IRELAND	254	3 969	2 229
CANARY IS	15	145	85	DENMARK	1 890	14 074	7 977
ICELAND	36	424	238	GREECE	2 009	5 786	3 283
NORWAY	36	435	240	PORTUGAL	1 925	4 824	2 738
SWEDEN	138	943	537	SPAIN	351	3 266	1 846
FINLAND	95	551	313	CANARY IS	27	393	225
SWITZERLAND	3 123	22 206	12 635	ICELAND	95	1 291	711
AUSTRIA	3 500	21 674	12 290	NORWAY	630	9 250	5 208
YUGOSLAVIA	226	1 242	689	SWEDEN	510	6 918	3 909
SOVIET UNION	4	104	59	FINLAND	333	3 741	2 097
POLAND	447	1 477	810	SWITZERLAND	11 655	114 833	65 304
CZECHOSLOVA	48	261	148	AUSTRIA	13 209	116 487	66 204
HUNGARY	134	543	310	ANDORRA	97	97	53
BULGARIA	31	99	55	MALTA	10	88	37
TUNISIA	2 369	3 250	1 848	YUGOSLAVIA	8 103	33 493	19 173
REP S AFRICA	3	96	55	TURKEY	133	577	326
USA	59	872	488	SOVIET UNION	2	180	94
CANADA	4	112	61	POLAND	133	554	309
LEBANON	13	138	79	CZECHOSLOVA	162	820	461
ISRAEL	20	105	60	HUNGARY	2 649	12 736	7 260
SAUDI ARABIA	16	216	122	ROMANIA	5	60	33
KUWAIT	23	294	156	BULGARIA	130	690	390
ARAB EMIRAT	15	90	47	MOROCCO	1 386	5 805	3 329
SINGAPORE	2	86	50	TUNISIA	1 279	4 262	2 438
CHINA	51	89	51	EGYPT	93	93	55
JAPAN	91	1 675	939	REP S AFRICA	38	602	340
HONG KONG	19	188	106	USA	494	5 446	3 084
844 WOMEN, GIRLS CLOTHNG. KNIT				CANADA	252	3 597	2 035
IMPORTS	424 625	1 799 956	1 026 484	COSTA RICA	12	171	100
FRANCE	9 830	85 964	49 145	PANAMA	78	349	189
BELGIUM LUX	3 504	18 624	10 627	CHILE	26	133	78
NETHERLANDS	11 647	53 718	30 740	LEBANON	23	475	261
ITALY	30 161	218 651	124 345	ISRAEL	43	285	164
UNTD KINGDOM	6 330	43 424	24 692	JORDAN	59	625	351
IRELAND	669	5 409	3 064	SAUDI ARABIA	127	1 827	1 034
DENMARK	4 114	28 174	16 018	KUWAIT	115	2 126	1 182
GREECE	34 787	154 166	88 111	QATAR	2	55	32
PORTUGAL	17 172	65 591	37 280	ARAB EMIRAT	17	239	132
SPAIN	1 697	9 774	5 581	SINGAPORE	2	98	54
ICELAND	32	510	288	SOUTH KOREA	4	104	56
NORWAY	87	633	374	JAPAN	104	3 880	2 180
SWEDEN	101	1 206	686	TAIWAN	21	405	224
FINLAND	2 615	19 602	11 191	HONG KONG	28	927	526
SWITZERLAND	4 675	57 275	32 401	AUSTRALIA	32	716	402
AUSTRIA	3 562	37 117	21 042	NEW ZEALAND	2	55	31



6 IMPORTS AND EXPORTS (SPECIAL TRADE) BY GROUPS OF THE SITC-REV. III AND BY COUNTRIES OF PRODUCTION AND CONSUMPTION 1988

GROUP COUNTRY	DT = 100 KG	1 000 DM	1 000 \$	GROUP COUNTRY	DT = 100 KG	1 000 DM	1 000 \$
<b>845 OTHR. TEXTILE APPAREL, NES</b>				<b>FINLAND</b>			
<b>IMPORTS</b>	<b>1 438 032</b>	<b>6 830 317</b>	<b>3 872 800</b>	707	8 918	5 042	
FRANCE	19 296	200 566	114 098	SWITZERLAND	24 318	247 542	140 756
BELGIUM LUX	9 200	46 999	26 825	AUSTRIA	30 650	267 204	151 754
NETHERLANDS	37 395	189 042	107 274	ANDORRA	33	749	415
ITALY	294 317	2 050 002	1 159 943	GIBRALTAR		80	43
UNTD KINGDOM	22 570	143 919	81 540	MALTA	39	463	257
IRELAND	7 101	23 419	13 366	YUGOSLAVIA	8 221	46 551	26 516
DENMARK	12 741	83 167	47 460	TURKEY	513	2 208	1 232
GREECE	114 592	414 387	236 927	SOVIET UNION	33	419	241
PORTUGAL	61 761	246 868	140 584	POLAND	931	3 212	1 817
SPAIN	5 129	21 799	12 483	CZECHOSLOVA	225	2 023	1 127
ICELAND	101	1 113	637	HUNGARY	3 914	34 394	19 616
NORWAY	125	1 257	707	ROMANIA	112	369	201
SWEDEN	684	5 615	3 194	BULGARIA	791	1 830	1 056
FINLAND	751	12 486	6 999	MOROCCO	304	667	391
SWITZERLAND	6 491	64 094	36 406	TUNISIA	3 583	11 387	6 485
AUSTRIA	11 907	140 667	79 810	LIBYA	8	115	67
MALTA	3 580	14 248	8 099	EGYPT	175	657	358
YUGOSLAVIA	45 806	253 306	144 344	CAPE VERDE	2	55	30
TURKEY	169 547	640 408	364 589	GHANA	9	63	33
SOVIET UNION	164	279	158	NIGERIA	10	134	69
POLAND	9 541	23 294	13 166	MAURITIUS	28	116	65
CZECHOSLOVA	8 120	19 513	11 112	MALAWI	10	74	40
HUNGARY	9 076	62 463	35 639	REP S AFRICA	46	1 093	612
ROMANIA	15 401	29 541	16 650	USA	1 347	27 410	15 570
BULGARIA	5 207	9 682	5 522	CANADA	841	13 012	7 376
MOROCCO	4 396	14 497	8 210	BERMUDA	2	91	48
TUNISIA	7 794	30 400	17 381	MARTINIQUE	1	55	32
LIBYA	46	54	30	NETH ANTILL	1	64	36
EGYPT	5 125	10 666	6 111	CHILE	21	285	159
ETHIOPIA	484	953	540	CYPRUS	35	442	245
TANZANIA	727	918	520	LEBANON	131	1 455	815
MAURITIUS	28 848	116 771	65 807	IRAN	15	80	46
ZIMBABWE	147	480	273	ISRAEL	195	1 748	971
REP S AFRICA	343	1 732	990	JORDAN	25	397	222
LESOTHO	123	433	248	SAUDI ARABIA	173	2 243	1 257
USA	4 544	19 932	11 402	KUWAIT	188	2 533	1 428
CANADA	432	1 745	981	BAHRAIN	3	198	103
MEXICO	94	413	242	QATAR	9	200	110
COSTA RICA	266	563	317	ARAB EMIRAT	83	1 088	611
JAMAICA	681	2 538	1 407	PAKISTAN	65	157	87
COLOMBIA	127	455	259	THAILAND	29	117	69
ECUADOR	288	469	267	INDONESIA	1	59	35
PERU	2 236	5 318	3 052	MALAYSIA	6	92	53
BRAZIL	8 968	25 439	14 712	SINGAPORE	21	471	263
CHILE	56	477	273	CHINA	460	810	458
BOLIVIA	37	348	191	SOUTH KOREA	34	389	210
URUGUAY	29	169	97	JAPAN	425	12 032	6 803
ARGENTINA	14	77	43	TAIWAN	53	1 112	614
CYPRUS	651	2 295	1 301	HONG KONG	227	4 930	2 764
LEBANON	679	1 907	1 106	MACAO	47	151	87
SYRIA	148	321	185	AUSTRALIA	120	2 640	1 504
IRAN	185	273	154	AUST OCEANIA	5	56	34
ISRAEL	5 809	39 642	22 711	NEW ZEALAND		81	44
JORDAN	61	181	108	<b>846 CLOTHING ACCESSRS, FABRIC</b>			
ARAB EMIRAT	1 043	1 655	921	<b>IMPORTS</b>	<b>406 802</b>	<b>1 376 603</b>	<b>782 112</b>
AFGHANISTAN	28	109	62	FRANCE	6 921	51 124	29 079
PAKISTAN	19 253	30 462	17 445	BELGIUM LUX	1 860	9 002	5 063
INDIA	18 853	57 170	32 926	NETHERLANDS	4 507	18 378	10 381
BANGLADESH	1 702	3 669	2 098	ITALY	112 197	448 179	254 829
SRI LANKA	6 343	17 172	9 803	UNTD KINGDOM	3 957	24 342	13 699
NEPAL	215	661	376	IRELAND	499	4 714	2 689
THAILAND	36 010	121 627	68 773	DENMARK	3 390	7 415	4 172
INDONESIA	23 449	58 161	32 648	GREECE	17 200	37 064	20 961
MALAYSIA	10 628	31 403	17 839	PORTUGAL	26 047	47 314	26 999
SINGAPORE	18 173	58 218	33 144	SPAIN	667	2 763	1 563
PHILIPPINES	26 994	75 300	42 569	ICELAND	8	114	65
CHINA	72 275	207 268	116 856	NORWAY	47	347	195
NORTH KOREA	43	164	95	SWEDEN	625	4 219	2 378
SOUTH KOREA	52 875	186 814	104 878	FINLAND	46	694	387
JAPAN	652	4 271	2 443	SWITZERLAND	2 530	38 695	22 002
TAIWAN	53 783	205 818	116 000	AUSTRIA	7 904	48 417	27 478
HONG KONG	118 367	635 539	358 855	MALTA	259	2 706	1 562
MACAO	33 183	155 426	87 616	YUGOSLAVIA	34 954	130 913	74 882
AUSTRALIA	195	1 453	821	TURKEY	27 459	53 029	30 238
UNID COUNTR	11	108	62	POLAND	1 070	2 127	1 200
<b>EXPORTS</b>	<b>197 009</b>	<b>1 597 437</b>	<b>906 248</b>	CZECHOSLOVA	2 827	6 937	3 958
FRANCE	12 768	102 418	58 073	HUNGARY	4 774	13 212	7 524
BELGIUM LUX	17 942	168 384	95 232	ROMANIA	6 282	12 442	7 178
NETHERLANDS	47 452	327 573	186 040	MOROCCO	8 921	13 902	7 973
ITALY	7 951	64 366	36 604	TUNISIA	7 034	28 158	16 131
UNTD KINGDOM	11 653	97 554	55 089	MAURITIUS	70	211	114
IRELAND	718	9 266	5 208	REP S AFRICA	1 314	2 648	1 492
DENMARK	10 939	49 616	28 114	USA	7 245	25 107	14 429
GREECE	2 071	8 609	4 867	CANADA	228	641	363
PORTUGAL	1 961	11 063	6 297	MEXICO	130	352	190
SPAIN	866	9 045	5 080	GUATEMALA	24	99	52
CANARY IS	157	2 081	1 200	HAITI	250	1 208	692
CEUTA MEL	8	79	42	BARBADOS	309	1 355	765
ICELAND	375	4 147	2 343	URUGUAY	26	138	75
NORWAY	1 352	17 894	10 141	SYRIA	54	113	62
SWEDEN	1 480	19 425	11 049	ISRAEL	4 734	18 609	10 534
				PAKISTAN	7 976	8 440	4 834
				INDIA	2 332	9 200	5 264

6 IMPORTS AND EXPORTS (SPECIAL TRADE) BY GROUPS OF THE SITC-REV. III AND BY COUNTRIES OF PRODUCTION AND CONSUMPTION 1988

GROUP COUNTRY	DT = 100 KG	1 000 DM	1 000 \$	GROUP COUNTRY	DT = 100 KG	1 000 DM	1 000 \$
BANGLADESH	735	1 050	590	SPAIN	5 730	19 348	10 865
SRI LANKA	10 871	30 455	17 224	NORWAY	90	1 343	754
THAILAND	3 630	8 914	5 103	SWEDEN	1 792	7 037	3 943
INDONESIA	459	844	464	FINLAND	428	7 516	4 236
MALAYSIA	4 462	20 960	11 907	SWITZERLAND	1 159	7 283	4 158
SINGAPORE	82	266	152	AUSTRIA	18 770	64 166	36 316
PHILIPPINES	1 623	7 239	4 017	MALTA	226	6 638	3 743
CHINA	17 469	42 257	23 890	YUGOSLAVIA	13 264	116 384	66 023
SOUTH KOREA	33 732	95 732	54 219	TURKEY	32 320	363 636	208 232
JAPAN	3 593	24 592	13 895	SOVIET UNION	3	306	181
TAIWAN	11 767	38 616	21 709	POLAND	2 052	13 873	7 920
HONG KONG	9 524	25 481	14 204	CZECHOSLOVA	1 428	7 378	4 184
MACAO	2 102	5 550	3 105	HUNGARY	836	12 491	7 045
EXPORTS	158 785	794 483	449 723	ROMANIA	448	2 480	1 404
FRANCE	9 855	70 164	39 834	BULGARIA	94	584	327
BELGIUM LUX	7 258	49 017	27 714	MOROCCO	496	1 452	832
NETHERLANDS	15 372	103 367	58 405	TUNISIA	1 662	11 628	6 607
ITALY	5 821	43 092	24 398	EGYPT	67	708	418
UNTD KINGDOM	6 502	36 351	20 459	MAURITIUS	82	975	542
IRELAND	472	3 337	1 889	REP S AFRICA	29	340	191
DENMARK	2 483	12 498	7 020	USA	10 598	22 418	12 709
GREECE	11 096	28 432	16 135	CANADA	245	2 608	1 470
PORTUGAL	9 585	27 691	15 725	MEXICO	529	1 283	729
SPAIN	742	5 417	3 039	COLOMBIA	7	91	51
CANARY IS	12	146	82	PERU	22	233	133
ICELAND	314	2 960	1 685	BRAZIL	1 165	4 887	2 759
NORWAY	638	7 227	4 045	CHILE	58	670	371
SWEDEN	1 614	15 374	8 692	BOLIVIA	7	78	43
FINLAND	980	8 050	4 535	URUGUAY	3 456	43 137	24 353
SWITZERLAND	6 505	59 033	33 270	ARGENTINA	1 254	13 888	7 894
AUSTRIA	13 344	81 314	45 949	ISRAEL	365	2 955	1 686
ANDORRA	43	670	377	SAUDI ARABIA	11	59	34
MALTA	323	1 367	771	ARAB EMIRAT	14	94	52
YUGOSLAVIA	33 046	114 642	65 566	PAKISTAN	10 576	54 454	31 265
TURKEY	628	3 089	1 742	INDIA	14 229	82 404	47 122
SOVIET UNION	78	472	268	SRI LANKA	4 116	10 017	5 654
POLAND	2 306	10 258	5 852	THAILAND	17 879	20 310	11 525
CZECHOSLOVA	256	1 454	823	VIETNAM	204	248	141
HUNGARY	4 102	12 527	7 152	INDONESIA	45	187	105
ROMANIA	837	5 467	3 114	MALAYSIA	28 460	41 454	23 383
BULGARIA	210	1 075	604	BRUNEI	33	89	53
ALBANIA	7	64	36	SINGAPORE	167	119	65
MOROCCO	8 588	9 244	5 268	PHILIPPINES	633	7 367	4 125
ALGERIA	7	154	85	MONGOLIA	48	366	214
TUNISIA	9 430	29 836	17 055	CHINA	109 836	182 166	103 483
LIBYA	21	123	74	SOUTH KOREA	58 326	555 299	315 347
EGYPT	72	365	206	JAPAN	1 539	9 440	5 364
NIGERIA	26	57	30	TAIWAN	32 096	49 705	28 097
MAURITIUS	71	424	241	HONG KONG	16 973	48 477	27 512
ZAMBIA	13	88	50	MACAO	130	554	305
REP S AFRICA	51	467	263	AUSTRALIA	57	396	216
USA	2 915	22 308	12 315	NEW ZEALAND	21	69	40
CANADA	663	4 340	2 393	EXPORTS	94 989	791 301	447 400
ECUADOR	1	60	34	FRANCE	8 093	47 641	26 843
CHILE	26	204	112	BELGIUM LUX	6 593	55 826	31 520
PARAGUAY	20	162	94	NETHERLANDS	11 863	69 081	39 125
CYPRUS	86	441	242	ITALY	5 986	56 859	32 236
LEBANON	33	215	118	UNTD KINGDOM	5 936	29 808	16 795
IRAQ	12	77	44	IRELAND	307	2 809	1 565
ISRAEL	442	2 698	1 540	DENMARK	2 598	17 551	9 930
JORDAN	22	129	72	GREECE	2 490	16 593	9 414
SAUDI ARABIA	55	545	306	PORTUGAL	2 809	6 659	3 760
KUWAIT	11	210	114	SPAIN	2 041	11 222	6 359
BAHRAIN		79	40	CANARY IS	26	261	147
QATAR	2	60	33	ICELAND	109	1 035	582
ARAB EMIRAT	5	173	97	NORWAY	861	15 051	8 487
PAKISTAN	33	180	100	SWEDEN	1 861	15 982	9 046
INDIA	22	125	71	FINLAND	983	8 539	4 839
SRI LANKA	43	219	121	SWITZERLAND	8 329	126 968	71 739
THAILAND	17	131	73	AUSTRIA	11 152	153 020	86 394
SINGAPORE	60	578	323	ANDORRA	15	1 519	831
PHILIPPINES	30	107	59	MALTA	351	1 448	812
CHINA	12	73	40	YUGOSLAVIA	4 133	17 092	9 697
SOUTH KOREA	22	223	127	TURKEY	734	4 099	2 372
JAPAN	353	7 716	4 283	SOVIET UNION	284	11 450	6 516
TAIWAN	34	434	236	POLAND	598	2 921	1 660
HONG KONG	741	3 678	2 056	CZECHOSLOVA	264	1 130	640
AUSTRALIA	274	1 885	1 065	HUNGARY	571	2 797	1 590
NEW ZEALAND	12	130	74	ROMANIA	475	2 692	1 533
AMER OCEANIA	7	113	62	BULGARIA	141	1 343	758
SHIPS SUPPL		1 034	582	MOROCCO	798	3 415	1 948
				ALGERIA	73	828	450
848 CLOTHNG,NONTXTL;HEADGEAR				TUNISIA	898	2 051	1 165
IMPORTS	504 683	2 581 647	1 465 788	LIBYA	289	884	494
FRANCE	12 904	45 239	25 625	EGYPT	40	260	151
BELGIUM LUX	35 956	39 990	22 744	MALI		55	32
NETHERLANDS	15 319	50 027	28 318	GUINEA	1	56	30
ITALY	31 085	290 115	164 615	SIERRA LEONE	2	56	30
UNTD KINGDOM	7 316	33 648	19 068	LIBERIA	31	77	41
IRELAND	173	962	562	GHANA	31	108	56
DENMARK	1 630	5 734	3 292	NIGERIA	49	217	123
GREECE	4 956	305 046	171 872	CAMEROON	17	100	54
PORTUGAL	1 231	9 256	5 222	CONGO	8	76	45
				ANGOLA	9	168	98
				ETHIOPIA	15	171	96

6 IMPORTS AND EXPORTS (SPECIAL TRADE) BY GROUPS OF THE SITC-REV. III AND BY COUNTRIES OF PRODUCTION AND CONSUMPTION 1988

GROUP COUNTRY	DT = 100 KG	1 000 DM	1 000 \$	GROUP COUNTRY	DT = 100 KG	1 000 DM	1 000 \$
KENYA	13	62	35	CYPRUS	22	110	65
UGANDA	7	58	32	LEBANON	27	212	119
TANZANIA	35	144	80	ISRAEL	1 972	4 106	2 323
MOZAMBIQUE	7	113	63	PAKISTAN	3 303	7 423	4 188
MADAGASCAR	2	59	36	INDIA	29 328	118 015	67 968
MAURITIUS	51	101	55	SRI LANKA	157	114	65
ZAMBIA	9	91	54	THAILAND	15 063	28 127	16 038
REP S AFRICA	320	1 360	765	INDONESIA	4 881	8 125	5 066
BOTSWANA	61	141	82	MALAYSIA	979	1 236	711
USA	7 497	42 841	24 229	SINGAPORE	240	1 118	637
CANADA	531	8 672	4 952	PHILIPPINES	3 309	7 611	4 290
MEXICO	5	118	66	CHINA	104 706	85 777	49 070
NICARAGUA	6	100	55	NORTH KOREA	51	121	68
COSTA RICA	8	76	42	SOUTH KOREA	73 513	184 054	104 110
CUBA	7	88	48	JAPAN	1 002	4 323	2 431
GUADELOUPE	8	58	35	TAIWAN	149 395	381 448	216 812
JAMAICA	29	144	76	HONG KONG	9 853	14 183	8 091
BARBADOS	47	109	59	MACAO	87	93	54
VENEZUELA	6	215	120	UNID COUNTR	17	64	36
ECUADOR	13	59	30				
PERU	8	70	38	EXPORTS	389 749	1 536 446	874 005
BRAZIL	10	123	66	FRANCE	48 906	193 153	110 149
CHILE	131	377	214	BELGIUM LUX	19 305	112 712	63 942
ARGENTINA	1	256	145	NETHERLANDS	45 548	202 665	115 283
CYPRUS	138	510	284	ITALY	13 841	49 167	28 020
LEBANON	115	361	200	UNTD KINGDOM	20 175	67 365	38 239
SYRIA	16	113	63	IRELAND	1 590	5 086	2 878
IRAQ	1 051	3 728	2 155	DENMARK	14 273	52 968	29 993
ISRAEL	272	789	436	GREECE	1 277	3 519	2 027
JORDAN	194	212	116	PORTUGAL	16 798	44 100	25 032
SAUDI ARABIA	158	605	338	SPAIN	2 796	10 911	6 230
KUWAIT	143	500	280	CANARY IS	226	694	389
BAHRAIN	17	181	102	CEUTA MEL	315	757	419
QATAR	34	101	56	ICELAND	459	3 107	1 740
ARAB EMIRAT	290	2 936	1 682	NORWAY	4 270	22 417	12 821
NORTH YEMEN	25	146	88	SWEDEN	6 714	33 853	19 231
SOUTH YEMEN	17	109	60	FINLAND	5 787	28 450	16 260
PAKISTAN	30	279	153	SWITZERLAND	32 494	170 114	96 859
INDIA	35	389	222	AUSTRIA	55 517	229 268	130 408
BANGLADESH	9	86	48	ANDORRA	34	224	126
SRI LANKA	39	336	195	MALTA	173	665	373
THAILAND	5	81	40	YUGOSLAVIA	23 173	50 555	28 881
LAOS	3	97	54	TURKEY	374	805	452
VIETNAM	4	117	69	SOVIET UNION	29 234	113 049	64 347
KAMPUCHEA	4	95	55	POLAND	10 132	11 367	6 444
INDONESIA	12	117	64	CZECHOSLOVA	392	1 167	662
MALAYSIA	33	133	77	HUNGARY	7 633	16 315	9 268
SINGAPORE	70	774	428	ROMANIA	2 853	4 567	2 624
PHILIPPINES	36	150	81	BULGARIA	445	1 591	914
CHINA	213	1 356	775	MOROCCO	700	1 501	874
NORTH KOREA	3	165	98	ALGERIA	589	976	544
SDUTH KOREA	294	3 023	1 732	TUNISIA	149	392	223
JAPAN	479	19 883	11 236	LIBYA	13	118	65
TAIWAN	127	2 116	1 209	EGYPT	63	207	121
HONG KONG	172	3 773	2 135	LIBERIA	138	257	150
AUSTRALIA	134	1 500	843	GHANA	25	56	31
NEW ZEALAND	9	119	67	NIGERIA	86	239	130
				ZAIRE	65	159	89
				RWANDA	31	145	81
				KENYA	56	265	143
				UGANDA	23	93	52
				TANZANIA	96	144	82
				ZAMBIA	18	64	33
				ZIMBABWE	119	74	41
				MALAWI	16	67	38
				REP S AFRICA	290	1 181	668
				USA	6 213	32 419	18 427
				CANADA	2 880	14 390	8 210
				GREENLAND	13	87	48
				MEXICO	47	80	42
				COSTA RICA	24	82	44
				PANAMA	454	1 300	724
				CUBA	10	124	66
				TRINIDAD TOB	83	312	181
				ARUBA	13	61	37
				NETH ANTILL	16	114	60
				VENEZUELA	33	132	73
				SURINAME	29	104	58
				BRAZIL	517	1 123	655
				CHILE	114	356	205
				URUGUAY	386	188	103
				ARGENTINA	93	352	197
				CYPRUS	195	681	379
				LEBANON	75	214	116
				IRAQ	183	285	158
				ISRAEL	1 166	4 586	2 632
				JORDAN	14	112	62
				SAUDI ARABIA	376	2 129	1 221
				KUWAIT	460	1 899	1 067
				BAHRAIN	13	164	89
				QATAR	33	253	141
				ARAB EMIRAT	238	1 159	660
				OMAN	49	257	142
				NORTH YEMEN	21	79	45
				AFGHANISTAN	198	220	128
				PAKISTAN	181	215	122
851 FOOTWEAR							
IMPORTS	1 718 931	5 698 857	3 240 437				
FRANCE	72 156	249 000	141 536				
BELGIUM LUX	8 355	15 802	9 032				
NETHERLANDS	36 685	112 028	63 716				
ITALY	603 687	2 222 673	1 263 412				
UNTD KINGDOM	11 556	51 777	29 571				
IRELAND	30	142	75				
DENMARK	6 014	29 627	16 954				
GREECE	9 381	45 063	25 648				
PORTUGAL	112 863	425 742	242 286				
SPAIN	133 381	419 174	239 189				
NORWAY	67	358	203				
SWEDEN	4 326	6 690	3 865				
FINLAND	1 408	6 204	3 553				
SWITZERLAND	12 888	78 035	44 536				
AUSTRIA	69 208	359 046	203 784				
MALTA	1 836	31 604	18 031				
YUGOSLAVIA	105 940	369 291	209 381				
TURKEY	599	2 898	1 632				
SOVIET UNION	2 824	5 695	3 198				
POLAND	21 866	44 168	24 957				
CZECHOSLOVA	16 063	17 136	9 848				
HUNGARY	19 718	99 382	56 514				
ROMANIA	26 942	65 903	37 262				
BULGARIA	298	587	344				
MOROCCO	2 294	13 655	7 744				
TUNISIA	2 117	15 102	8 602				
EGYPT	276	787	460				
USA	5 765	22 553	12 763				
CANADA	255	978	549				
MEXICO	1 637	8 054	4 566				
COLOMBIA	1 969	7 855	4 452				
PERU	9	82	50				
BRAZIL	26 414	116 364	65 928				
URUGUAY	676	3 293	1 832				
ARGENTINA	1 410	4 834	2 640				

## 6 IMPORTS AND EXPORTS (SPECIAL TRADE) BY GROUPS OF THE SITC-REV. III AND BY COUNTRIES OF PRODUCTION AND CONSUMPTION 1988

GROUP COUNTRY	DT = 100 KG	1 000 DM	1 000 \$	GROUP COUNTRY	DT = 100 KG	1 000 DM	1 000 \$
INDIA	565	1 181	670	CAMEROON	4	134	78
THAILAND	262	742	417	GABON		139	79
MALAYSIA	96	290	155	ANGOLA	1	84	50
SINGAPORE	612	3 367	1 921	ETHIOPIA		65	37
PHILIPPINES	31	70	40	SOMALIA		83	46
CHINA	80	193	108	KENYA	5	230	130
NORTH KOREA	97	342	182	UGANDA	3	115	66
SOUTH KOREA	1 342	3 834	2 189	TANZANIA	2	173	99
JAPAN	1 836	10 119	5 721	ZIMBABWE	12	324	182
TAIWAN	1 508	5 772	3 276	MALAWI	2	53	31
HONG KONG	648	4 310	2 455	REP S AFRICA	5 185	10 973	6 089
AUSTRALIA	947	4 550	2 566	USA	5 157	154 897	87 739
AUST OCEANIA	9	111	63	CANADA	328	11 133	6 312
NEW ZEALAND	104	354	201	MEXICO	87	2 379	1 324
				GUATEMALA	2	132	76
				EL SALVADOR	15	612	333
				COSTA RICA		57	33
				CUBA	17	846	493
				JAMAICA	1	55	30
				TRINIDAD TOB		127	71
				COLOMBIA	24	1 520	871
				VENEZUELA	36	1 661	937
				ECUADOR	9	458	267
				PERU		121	67
				BRAZIL	117	5 484	3 128
				CHILE	435	4 837	2 707
				BOLIVIA		80	44
				PARAGUAY		105	58
				URUGUAY	3	185	103
				ARGENTINA	13	1 363	789
				CYPRUS		103	58
				SYRIA		222	125
				IRAQ	51	2 220	1 311
				IRAN	143	6 240	3 667
				ISRAEL	100	4 814	2 746
				JORDAN	15	6 095	3 492
				SAUDI ARABIA	67	2 535	1 427
				KUWAIT	8	554	317
				BAHRAIN	4	927	524
				QATAR	3	195	113
				ARAB EMIRAT	13	671	384
				OMAN	4	759	453
				NORTH YEMEN	1	56	30
				PAKISTAN	46	1 574	907
				INDIA	185	8 488	4 845
				BANGLADESH	2	80	47
				SRI LANKA	5	186	105
				BURMA	3	53	30
				THAILAND	27	946	531
				INDONESIA	3	309	174
				MALAYSIA	27	1 055	592
				SINGAPORE	122	3 385	1 918
				PHILIPPINES	4	239	136
				MONGOLIA	2	109	65
				CHINA	183	9 872	5 628
				NORTH KOREA	4	170	99
				SOUTH KOREA	91	4 784	2 717
				JAPAN	1 554	57 680	33 012
				TAIWAN	100	3 870	2 196
				HONG KONG	110	5 082	2 912
				AUSTRALIA	187	6 710	3 855
				NEW ZEALAND	10	596	335
871 OPTICAL INSTRUMENTS, NES				872 MEDICAL INSTRUMENTS NES			
IMPORTS	19 566	464 366	265 467	IMPORTS	185 710	1 417 601	806 917
FRANCE	671	100 124	57 763	FRANCE	13 249	135 432	77 098
BELGIUM LUX	490	4 560	2 584	BELGIUM LUX	6 435	41 644	23 809
NETHERLANDS	1 144	38 628	22 060	NETHERLANDS	9 202	99 494	56 627
ITALY	498	5 322	3 043	ITALY	21 085	93 782	53 583
UNTD KINGDOM	1 534	37 997	21 663	UNTD KINGDOM	15 446	90 296	51 416
IRELAND	6	154	88	IRELAND	11 508	58 963	33 562
DENMARK	33	960	555	DENMARK	17 795	55 121	31 351
GREECE	2	74	42	GREECE	6	259	150
PORTUGAL	440	8 039	4 569	PORTUGAL	2 153	3 895	2 244
SPAIN	19	398	225	SPAIN	3 280	9 545	5 445
NORWAY	1	92	50	NORWAY	176	1 709	983
SWEDEN	37	1 622	921	SWEDEN	6 221	65 817	37 526
FINLAND	10	266	146	FINLAND	614	9 623	5 492
SWITZERLAND	726	24 841	14 198	SWITZERLAND	12 305	116 964	66 582
AUSTRIA	177	8 693	4 940	AUSTRIA	2 456	32 890	18 767
MALTA	4	94	55	MALTA		54	32
YUGOSLAVIA	2	751	434	YUGOSLAVIA	2 061	4 723	2 683
TURKEY		77	44	TURKEY	160	511	280
SOVIET UNION	698	2 701	1 553	POLAND	159	781	442
POLAND	56	491	277	CZECHOSLOVA	2 041	2 055	1 175
CZECHOSLOVA	95	551	319	HUNGARY	2 027	6 623	3 763
EGYPT	2	85	49	ROMANIA	40	98	57
NIGERIA	4	108	62	BULGARIA	3	96	57
REP S AFRICA	14	80	45	EGYPT	2	68	39
USA	2 309	81 818	46 645	REP S AFRICA	2	145	82
CANADA	29	1 569	888	USA	20 380	280 953	159 545
GREENLAND	1	55	31	CANADA	297	2 026	1 168
MEXICO	74	524	300	MEXICO	10	130	74
NICARAGUA	1	90	51	CUBA	4	85	48
ISRAEL	28	1 037	604	DOMINIC REP	32	87	49
MALAYSIA	1	76	42				
SINGAPORE	63	3 087	1 733				
CHINA	321	1 554	885				
SOUTH KOREA	1 107	10 162	5 803				
JAPAN	6 790	112 463	64 206				
TAIWAN	777	2 254	1 268				
HONG KONG	1 262	10 517	5 976				
MACAO	62	202	117				
AUSTRALIA	11	1 921	1 054				
EXPORTS	23 670	872 853	496 147				
FRANCE	2 495	146 168	82 813				
BELGIUM LUX	581	14 580	8 264				
NETHERLANDS	1 420	52 786	30 047				
ITALY	2 104	59 149	33 618				
UNTD KINGDOM	1 509	49 720	28 241				
IRELAND	25	768	430				
DENMARK	275	9 067	5 181				
GREECE	84	2 633	1 491				
PORTUGAL	291	5 580	3 174				
SPAIN	434	14 055	7 954				
CANARY IS	14	284	154				
ICELAND	4	217	118				
NORWAY	173	18 658	10 494				
SWEDEN	534	17 432	9 916				
FINLAND	270	8 255	4 694				
SWITZERLAND	1 867	61 855	35 266				
AUSTRIA	833	24 927	14 147				
ANDORRA		249	144				
MALTA	18	305	179				
YUGOSLAVIA	58	3 678	2 102				
TURKEY	80	2 318	1 336				
SOVIET UNION	672	32 897	18 932				
POLAND	82	3 918	2 269				
CZECHOSLOVA	55	2 799	1 570				
HUNGARY	40	1 785	1 020				
ROMANIA	13	308	167				
BULGARIA	6	620	357				
MOROCCO	4	213	121				
ALGERIA	41	2 306	1 321				
TUNISIA	11	447	252				
LIBYA	37	1 817	1 013				
EGYPT	109	2 901	1 678				
BURKINA FASO	1	72	41				
SENEGAL	3	132	76				
IVORY COAST		52	31				
NIGERIA		79	47				

6 IMPORTS AND EXPORTS (SPECIAL TRADE) BY GROUPS OF THE SITC-REV. III AND BY COUNTRIES OF PRODUCTION AND CONSUMPTION 1988

GROUP COUNTRY	DT = 100 KG	1 000 DM	1 000 \$	GROUP COUNTRY	DT = 100 KG	1 000 DM	1 000 \$
BRAZIL	70	379	213	MARTINIQUE	16	193	106
URUGUAY	8	276	152	JAMAICA	16	185	106
ISRAEL	1 491	2 610	1 481	BARBADOS	34	98	53
SAUDI ARABIA	7	209	122	NETH ANTILL		243	133
PAKISTAN	1 298	9 942	5 699	COLOMBIA	193	3 644	2 102
INDIA	33	291	164	VENEZUELA	424	7 514	4 252
MALAYSIA	9 796	48 030	27 358	GUYANA	1	62	34
SINGAPORE	10	75	43	ECUADOR	559	3 459	1 991
CHINA	208	1 175	652	PERU	106	1 354	764
SOUTH KOREA	85	659	369	BRAZIL	1 462	9 626	5 453
JAPAN	17 283	225 990	128 511	CHILE	456	5 798	3 273
TAIWAN	626	2 209	1 248	BOLIVIA	29	309	178
HONG KONG	5 506	9 308	5 299	PARAGUAY	128	1 029	578
AUSTRALIA	56	783	453	URUGUAY	340	1 139	651
NEW ZEALAND	43	1 421	806	ARGENTINA	385	4 666	2 642
EXPORTS	246 870	2 653 295	1 508 152	CYPRUS	159	1 213	683
FRANCE	32 619	242 598	138 275	LEBANON	564	4 008	2 178
BELGIUM LUX	12 005	94 424	53 655	SYRIA	265	2 201	1 267
NETHERLANDS	17 075	137 500	78 504	IRAQ	432	10 309	5 787
ITALY	16 919	234 691	133 757	IRAN	2 291	17 950	10 119
UNTD KINGDOM	9 710	95 599	54 272	ISRAEL	1 119	13 071	7 417
IRELAND	1 547	6 437	3 659	JORDAN	183	2 647	1 519
DENMARK	4 793	36 566	20 785	SAUDI ARABIA	2 977	30 266	17 197
GREECE	2 670	27 051	15 469	KUWAIT	476	3 034	1 725
PORTUGAL	2 751	17 543	9 985	BAHRAIN	105	3 562	2 029
SPAIN	11 874	107 118	61 139	QATAR	19	376	218
CANARY IS	162	2 256	1 279	ARAB EMIRAT	456	3 468	1 983
CEUTA MEL	4	171	91	OMAN	100	569	314
ICELAND	167	1 627	921	NORTH YEMEN	763	5 167	2 906
FAROE IS	39	97	59	AFGHANISTAN	23	203	116
NORWAY	2 915	31 718	18 044	PAKISTAN	1 127	12 305	6 985
SWEDEN	6 167	56 116	31 988	INDIA	1 132	20 458	11 540
FINLAND	3 862	30 186	17 165	BANGLADESH	111	1 019	581
SWITZERLAND	20 624	145 653	82 796	SRI LANKA	75	867	495
AUSTRIA	24 457	158 777	90 275	NEPAL	2	119	65
ANDORRA	17	328	183	BURMA	32	225	131
MALTA	83	785	442	THAILAND	437	9 298	5 336
YUGOSLAVIA	1 656	39 541	22 359	VIETNAM	3	99	58
TURKEY	2 180	20 512	11 594	INDONESIA	256	4 840	2 766
SOVIET UNION	5 619	39 406	22 413	MALAYSIA	1 301	12 048	6 838
POLAND	2 215	26 963	15 485	BRUNEI		89	50
CZECHOSLOVA	1 603	14 269	8 123	SINGAPORE	462	11 201	6 211
HUNGARY	1 078	17 993	10 254	PHILIPPINES	69	1 016	577
ROMANIA	89	1 104	636	MONGOLIA	3	93	55
BULGARIA	648	11 499	6 487	CHINA	267	9 603	5 367
ALBANIA	19	166	94	NORTH KOREA	13	268	153
MOROCCO	174	3 840	2 215	SOUTH KOREA	299	11 671	6 576
ALGERIA	310	3 606	2 077	JAPAN	4 503	140 595	79 267
TUNISIA	446	3 108	1 781	TAIWAN	560	13 908	7 868
LIBYA	4 471	17 052	9 723	HONG KONG	425	12 668	7 260
EGYPT	625	8 914	5 071	AUSTRALIA	1 586	25 292	14 372
SUDAN	359	802	469	PAPUA NEW G	20	75	40
MALI	33	193	108	NEW ZEALAND	242	3 923	2 201
BURKINA FASO	53	256	144	NEW CALEDON	11	146	85
SENEGAL	7	98	54	FIJI	44	56	30
SIERRA LEONE	151	167	97	FR POLYNESIA	4	71	38
LIBERIA	22	131	73	873 METERS,COUNTERS, NES			
IVORY COAST	31	280	156	IMPORTS	43 820	204 192	116 293
GHANA	149	489	284	FRANCE	8 285	36 623	20 883
TOGO	28	229	127	BELGIUM LUX	1 634	21 093	12 061
NIGERIA	1 873	2 661	1 537	NETHERLANDS	3 929	11 380	6 485
CAMEROON	12	109	63	ITALY	11 001	14 545	8 309
CONGO	9	62	36	UNTD KINGDOM	1 537	12 681	7 217
ZAIRE	375	721	420	IRELAND	17	883	507
RWANDA	31	720	417	DENMARK	210	1 885	1 078
BURUNDI	11	64	37	GREECE	9	126	74
ANGOLA	73	1 130	653	PORTUGAL	131	894	506
ETHIOPIA	616	1 468	815	SPAIN	1 164	3 878	2 201
SOMALIA	84	109	64	NORWAY	56	1 377	796
KENYA	1 020	1 883	1 066	SWEDEN	381	3 136	1 795
UGANDA	59	490	273	FINLAND	10	244	137
TANZANIA	217	1 422	816	SWITZERLAND	3 353	26 339	14 999
SEYCHELLES	36	144	83	AUSTRIA	1 131	3 808	2 170
MOZAMBIQUE	42	157	86	YUGOSLAVIA	4 342	12 725	7 260
MADAGASCAR	23	172	96	POLAND	79	167	94
REUNION	7	96	53	CZECHOSLOVA	136	122	72
MAURITIUS	50	293	167	HUNGARY	258	1 182	670
ZAMBIA	110	433	241	BULGARIA	497	459	266
ZIMBABWE	143	992	548	REP S AFRICA	16	97	53
MALAWI	63	456	258	USA	1 363	17 020	9 656
REP S AFRICA	2 547	30 891	17 470	CANADA	16	228	132
BOTSWANA	117	331	185	BRAZIL	35	167	95
USA	16 843	489 975	278 380	ISRAEL	14	419	239
CANADA	1 327	21 323	12 156	THAILAND	1	216	125
MEXICO	432	13 283	7 398	MALAYSIA	1 546	6 334	3 596
GUATEMALA	114	2 528	1 438	SINGAPORE	256	1 979	1 122
HONDURAS	52	264	148	CHINA	60	120	68
EL SALVADOR	20	407	230	SOUTH KOREA	21	133	74
NICARAGUA	82	397	223	JAPAN	1 383	16 194	9 180
COSTA RICA	44	765	429	TAIWAN	628	3 467	1 955
PANAMA	10	324	181	HONG KONG	274	3 508	1 981
CUBA	699	10 921	6 256	NEW ZEALAND	32	540	311
HAITI	65	255	147	EXPORTS	116 803	767 693	437 479
DOMINIC REP	80	331	190				
GUADELOUPE	4	62	32				

## 6 IMPORTS AND EXPORTS (SPECIAL TRADE) BY GROUPS OF THE SITC-REV. III AND BY COUNTRIES OF PRODUCTION AND CONSUMPTION 1982

GROUP COUNTRY	DT = 100 KG	1 000 DM	1 000 \$	GROUP COUNTRY	DT = 100 KG	1 000 DM	1 000 \$
FRANCE	18 129	97 816	55 871	SPAIN	7 836	38 515	22 017
BELGIUM LUX	7 042	70 109	39 961	CANARY IS	8	82	48
NETHERLANDS	13 823	67 682	38 768	ICELAND	5	110	59
ITALY	8 347	45 612	26 084	NORWAY	687	16 438	9 387
UNTD KINGDOM	5 110	69 302	39 519	SWEDEN	4 615	105 574	59 985
IRELAND	727	3 422	1 944	FINLAND	989	29 331	16 601
DENMARK	3 531	15 932	9 058	SWITZERLAND	32 408	657 744	375 017
GREECE	1 032	3 345	1 880	AUSTRIA	19 151	228 619	130 337
PORTUGAL	911	7 714	4 982	MALTA	7	149	84
SPAIN	3 210	30 032	17 183	YUGOSLAVIA	5 011	22 315	12 734
CANARY IS	26	276	157	TURKEY	66	14 111	8 175
ICELAND	266	1 254	701	SOVIET UNION	223	2 251	1 295
NORWAY	1 663	13 138	7 456	POLAND	2 248	7 833	4 463
SWEDEN	10 013	76 187	43 389	CZECHOSLOVA	1 557	5 537	3 145
FINLAND	2 006	15 366	8 728	HUNGARY	1 399	7 868	4 507
SWITZERLAND	6 572	38 163	21 744	ROMANIA	363	711	414
AUSTRIA	6 477	36 738	20 954	BULGARIA	30	399	227
YUGOSLAVIA	1 009	13 881	7 926	ALBANIA		56	33
TURKEY	144	2 422	1 376	ALGERIA	2	244	138
SOVIET UNION	131	1 690	967	TUNISIA	55	820	476
POLAND	182	2 714	1 539	LIBYA	7	422	237
CZECHOSLOVA	252	2 979	1 688	EGYPT	6	440	254
HUNGARY	2 818	6 888	3 893	MALI	1	91	49
BULGARIA	209	2 478	1 383	LIBERIA		61	34
MOROCCO	178	332	185	NIGERIA	10	550	308
ALGERIA	595	1 635	930	ZAIRE	6	479	284
TUNISIA	2	148	81	KENYA		110	65
LIBYA	17	187	104	TANZANIA	2	90	51
EGYPT	2 989	5 149	2 937	ZIMBABWE	1	144	84
SUDAN	9	134	77	REP S AFRICA	59	2 673	1 521
IVORY COAST		59	33	USA	38 828	1 149 045	653 908
NIGERIA	317	1 952	779	CANADA	473	17 100	9 713
CAMEROON	417	395	220	MEXICO	80	704	408
ZAIRE	489	821	488	VENEZUELA		78	43
ETHIOPIA	14	88	51	PERU		177	102
KENYA	24	423	245	BRAZIL	790	3 898	2 201
UGANDA	2	67	36	CHILE	1	131	71
TANZANIA	89	285	155	ARGENTINA	34	605	344
ZAMBIA	23	114	65	IRAQ	21	227	131
ZIMBABWE	4	73	41	IRAN	19	84	44
REP S AFRICA	1 305	10 200	5 796	ISRAEL	1 593	28 932	16 539
USA	2 856	39 036	22 174	JORDAN		292	170
CANADA	274	6 954	3 947	SAUDI ARABIA	13	1 110	622
MEXICO	237	4 094	2 339	KUWAIT	23	761	432
GUATEMALA	2	65	37	BAHRAIN	3	206	121
DOMINIC REP	66	135	78	ARAB EMIRAT	7	334	185
COLOMBIA	94	830	467	PAKISTAN	19	811	457
VENEZUELA	1 218	8 102	4 526	INDIA	127	2 060	1 160
ECUADOR	13	189	108	THAILAND	4	815	472
PERU	4	86	46	INDONESIA	3	531	300
BRAZIL	102	2 670	1 529	MALAYSIA	186	1 318	752
CHILE	39	662	382	SINGAPORE	273	4 924	2 787
BOLIVIA	75	71	39	PHILIPPINES	167	1 962	1 156
PARAGUAY	1	64	34	CHINA	2 278	5 617	3 200
URUGUAY	7	188	109	SOUTH KOREA	4 591	23 424	13 224
ARGENTINA	26	648	365	JAPAN	21 601	511 730	291 309
CYPRUS	18	274	154	TAIWAN	5 782	29 184	16 600
SYRIA	5	105	61	HONG KONG	2 297	19 760	11 233
IRAQ	15	450	257	AUSTRALIA	250	8 109	4 599
IRAN	5 430	15 115	8 524	NEW ZEALAND	6	128	74
ISRAEL	474	1 438	817	UNID COUNTR	7	205	112
JORDAN	1 794	3 494	2 037	EXPORTS	647 762	10 031 623	5 704 301
SAUDI ARABIA	390	1 275	729	FRANCE	88 708	1 158 107	659 229
KUWAIT	33	248	140	BELGIUM LUX	28 227	389 655	221 528
ARAB EMIRAT	204	1 771	1 044	NETHERLANDS	44 922	701 389	398 175
OMAN	181	549	309	ITALY	54 350	966 347	551 267
NORTH YEMEN	15	107	62	UNTD KINGDOM	48 250	756 809	430 699
PAKISTAN	45	492	279	IRELAND	1 401	26 671	15 108
INDIA	99	1 674	953	DENMARK	12 934	171 410	97 055
BANGLADESH	179	546	321	GREECE	4 945	45 654	25 828
THAILAND	287	1 048	562	PORTUGAL	3 109	54 589	30 963
INDONESIA	141	716	414	SPAIN	21 153	299 832	170 903
MALAYSIA	40	393	222	CANARY IS	527	2 839	1 585
SINGAPORE	531	2 885	1 632	CEUTA MEL	23	133	76
PHILIPPINES	34	153	87	ICELAND	292	4 117	2 305
CHINA	41	1 367	773	FAROE IS	2	90	50
NORTH KOREA	27	104	56	NORWAY	5 533	85 837	48 755
SOUTH KOREA	870	7 011	3 969	SWEDEN	30 552	490 001	279 144
JAPAN	314	8 505	4 856	FINLAND	9 495	135 912	77 554
TAIWAN	53	1 164	650	SWITZERLAND	44 973	656 358	373 010
HONG KONG	32	575	323	AUSTRIA	38 773	476 110	270 402
AUSTRALIA	318	4 507	2 551	ANDORRA	20	601	336
NEW ZEALAND	25	422	237	GIBRALTAR	1	96	55
				MALTA	64	1 907	1 059
874 MEASURE, CONTROL INSTRMNT				YUGOSLAVIA	7 121	97 351	55 258
IMPORTS	330 116	4 914 306	2 797 952	TURKEY	6 112	78 786	44 733
FRANCE	57 963	589 244	335 690	SOVIET UNION	13 567	256 748	146 383
BELGIUM LUX	22 992	116 453	65 939	POLAND	2 696	59 099	33 679
NETHERLANDS	19 599	315 822	179 777	CZECHOSLOVA	5 483	113 324	64 048
ITALY	34 677	232 660	132 669	HUNGARY	3 361	53 334	30 245
UNTD KINGDOM	25 128	516 181	293 827	ROMANIA	1 813	18 915	11 212
IRELAND	3 445	61 923	35 183	BULGARIA	2 035	39 374	22 293
DENMARK	8 827	118 281	67 238	ALBANIA	7	433	243
GREECE	76	1 070	607	MOROCCO	493	7 742	4 386
PORTUGAL	1 152	3 835	2 175	ALGERIA	1 196	22 891	12 975

6 IMPORTS AND EXPORTS (SPECIAL TRADE) BY GROUPS OF THE SITC-REV. III AND BY COUNTRIES OF PRODUCTION AND CONSUMPTION 1988

GROUP COUNTRY	DT = 100 KG	1 000 DM	1 000 \$	GROUP COUNTRY	DT = 100 KG	1 000 DM	1 000 \$
TUNISIA	331	7 463	4 247	BANGLADESH	21	1 026	585
LIBYA	4 380	12 012	6 947	MALDIVES		57	33
EGYPT	2 201	40 761	23 099	SRI LANKA	128	1 725	979
SUDAN	116	2 106	1 197	NEPAL	35	2 608	1 397
MAURITANIA	12	324	185	BHUTAN	1	144	76
MALI	10	302	167	BURMA	174	828	452
BURKINA FASO	10	236	137	THAILAND	1 428	19 916	11 205
NIGER	6	190	105	VIETNAM	23	457	263
CHAD	2	107	58	INDONESIA	1 231	31 309	17 841
CAPE VERDE	2	59	30	MALAYSIA	1 175	16 119	9 178
SENEGAL	39	1 285	717	BRUNEI	13	258	146
GAMBIA	8	167	92	SINGAPORE	2 812	63 791	36 293
GUINEA	21	477	270	PHILIPPINES	744	12 281	7 002
SIERRA LEONE	8	300	171	CHINA	6 357	120 786	67 835
LIBERIA	86	630	353	NORTH KOREA	67	1 554	873
IVORY COAST	30	1 299	738	SOUTH KOREA	6 878	110 329	62 514
GHANA	272	2 866	1 608	JAPAN	13 038	273 925	155 787
TOGO	30	493	276	TAIWAN	4 532	94 390	54 120
BENIN	25	335	181	HONG KONG	2 212	32 229	18 240
NIGERIA	483	12 256	7 014	AUSTRALIA	7 555	95 349	54 160
CAMEROON	87	1 575	872	PAPUA NEW G	44	3 195	1 771
CENT AFR REP	5	81	44	NEW ZEALAND	632	8 579	4 840
GABON	30	1 301	740	AMER OCEANIA		110	60
CONGO	9	91	51	NEW CALEDON	1	115	63
ZAIRE	91	1 154	656	N ZEAL OCEAN	5	93	51
RWANDA	56	571	323	FIJI		60	34
BURUNDI	9	202	111	FR POLYNESIA	19	131	74
ANGOLA	82	1 423	809	UNID COUNTR	3	234	139
ETHIOPIA	262	3 372	1 905				
SOMALIA	14	192	105	881 PHOTOGRAPH APPAR.ETC.NES			
KENYA	135	3 077	1 743	IMPORTS	102 507	1 225 147	696 159
UGANDA	30	663	376	FRANCE	1 696	16 330	9 254
TANZANIA	52	1 012	564	BELGIUM LUX	4 245	57 748	32 776
SEYCHELLES	1	170	95	NETHERLANDS	4 607	52 085	29 610
MOZAMBIQUE	2	384	218	ITALY	9 208	38 476	22 018
MADAGASCAR	13	246	136	UNT D KINGDOM	2 937	33 537	19 090
REUNION	15	233	125	IRELAND	341	1 547	887
MAURITIUS	25	740	415	DENMARK	4 828	35 087	20 058
ZAMBIA	95	1 517	870	GREECE	6	97	55
ZIMBABWE	296	3 079	1 672	PORTUGAL	12 895	26 898	15 162
MALAWI	8	449	246	SPAIN	64	623	351
REP S AFRICA	5 589	95 174	54 072	NORWAY	88	1 021	578
BOTSWANA	29	1 233	727	SWEDEN	432	9 108	5 146
SWAZILAND	1	85	48	FINLAND	52	893	507
LESOTHO	9	146	78	SWITZERLAND	2 157	51 050	29 423
USA	66 022	1 074 970	611 068	AUSTRIA	812	6 067	3 457
CANADA	4 171	73 636	41 758	YUGOSLAVIA	2 512	7 416	4 252
MEXICO	1 921	34 233	19 559	SOVIET UNION	33	150	90
BERMUDA	4	53	30	POLAND	72	119	67
GUATEMALA	90	1 057	593	CZECHOSLOVA	314	913	520
HONDURAS	57	414	230	HUNGARY	19	98	56
EL SALVADOR	125	1 398	804	ALBANIA	2	75	40
NICARAGUA	21	223	129	EGYPT		74	40
COSTA RICA	48	1 078	605	REP S AFRICA	2	143	82
PANAMA	18	512	293	USA	16 300	169 548	96 319
CUBA	102	2 810	1 592	CANADA	75	2 235	1 285
HAITI	15	308	172	MEXICO	10	93	52
DOMINIC REP	37	469	267	NICARAGUA	45	1 499	803
GUADELOUPE	11	233	123	PANAMA	12	727	402
BRIT VIRG IS	3	264	148	VENEZUELA		68	37
MARTINIQUE	3	262	146	BRAZIL	297	4 881	2 706
JAMAICA		390	216	ISRAEL	17	1 032	597
ST VINCENT	4	64	36	INDIA	26	337	185
BARBADOS	3	107	57	THAILAND	39	311	169
TRINIDAD TOB	23	742	411	INDONESIA	24	421	237
NETH ANTILL	16	661	372	MALAYSIA	31	222	123
COLOMBIA	578	7 342	4 168	SINGAPORE	100	1 212	679
VENEZUELA	1 063	20 674	11 772	CHINA	1 951	6 874	3 888
GUYANA	8	165	98	NORTH KOREA	3	60	33
SURINAME	5	143	86	SOUTH KOREA	578	10 275	5 707
FRENCH GUIAN	1	3 143	1 752	JAPAN	25 211	599 256	340 183
ECUADOR	167	3 505	1 988	TAIWAN	4 342	32 501	18 525
PERU	192	2 928	1 652	HONG KONG	6 001	53 311	30 298
BRAZIL	3 119	76 897	43 579	MACAO	63	244	140
CHILE	728	13 514	7 644	AUSTRALIA	13	194	107
BOLIVIA	94	1 020	577	EXPORTS	148 679	1 416 855	806 711
PARAGUAY	135	5 542	3 293	FRANCE	19 112	187 314	107 439
URUGUAY	147	1 841	1 050	BELGIUM LUX	7 166	54 983	31 375
ARGENTINA	928	26 221	14 975	NETHERLANDS	17 240	102 396	58 261
CYPRUS	203	2 534	1 416	ITALY	15 399	117 728	67 198
LEBANON	1 262	24 961	13 727	UNT D KINGDOM	16 799	189 202	107 034
SYRIA	162	3 299	1 838	IRELAND	645	4 679	2 682
IRAQ	1 987	35 841	20 294	DENMARK	2 897	26 835	15 360
IRAN	3 934	60 912	34 835	GREECE	1 246	11 504	6 589
ISRAEL	2 113	57 583	32 680	PORTUGAL	1 427	22 695	12 981
JORDAN	235	5 419	3 071	SPAIN	7 005	58 213	33 449
SAUDI ARABIA	2 585	39 935	22 838	CANARY IS	247	1 470	836
KUWAIT	562	10 375	5 893	CEUTA MEL	34	140	83
BAHRAIN	93	5 892	3 350	ICELAND	102	654	368
QATAR	126	7 888	4 449	NORWAY	1 748	13 410	7 648
ARAB EMIRAT	973	13 283	7 560	SWEDEN	4 557	35 673	20 383
OMAN	143	1 802	1 019	FINLAND	2 174	13 668	7 769
NORTH YEMEN	624	4 019	2 341	SWITZERLAND	7 952	80 763	46 193
SOUTH YEMEN	12	261	152				
AFGHANISTAN	59	1 219	687				
PAKISTAN	1 333	19 369	10 899				
INDIA	5 269	113 985	64 683				

6 IMPORTS AND EXPORTS (SPECIAL TRADE) BY GROUPS OF THE SITC-REV. III AND BY COUNTRIES OF PRODUCTION AND CONSUMPTION 1988

GROUP COUNTRY	DT = 100 KG	1 000 DM	1 000 \$	GROUP COUNTRY	DT = 100 KG	1 000 DM	1 000 \$
AUSTRIA	7 430	61 712	35 192	NETHERLANDS	85 431	229 183	130 521
ANDORRA	91	480	269	ITALY	27 264	92 974	53 085
VATICAN CITY	21	376	224	UNTD KINGDOM	102 106	247 726	141 813
MALTA	30	322	180	IRELAND	436	1 865	1 067
YUGOSLAVIA	953	7 688	4 980	DENMARK	631	3 618	2 042
TURKEY	628	7 043	3 992	GREECE	2	332	194
SOVIET UNION	1 115	19 817	11 211	PORTUGAL	341	1 518	866
POLAND	161	2 751	1 571	SPAIN	1 302	5 159	2 990
CZECHOSLOVA	497	9 130	5 141	NORWAY	9	159	88
HUNGARY	290	4 069	2 305	SWEDEN	4 207	19 319	11 056
BULGARIA	109	1 954	1 111	FINLAND	457	273	154
ALBANIA	3	148	84	SWITZERLAND	39 535	105 478	59 974
MOROCCO	51	417	239	AUSTRIA	506	23 529	13 400
ALGERIA	117	2 576	1 450	YUGOSLAVIA	288	3 021	1 730
TUNISIA	69	524	291	TURKEY	19	148	84
LIBYA	65	1 243	684	CZECHOSLOVA	53	88	50
EGYPT	229	2 219	1 263	HUNGARY	15	53	30
SUDAN	6	85	46	ROMANIA	289	1 070	606
BURKINA FASO	2	375	215	USA	108 050	471 494	267 196
SENEGAL	10	177	101	CANADA	375	3 324	1 871
IVORY COAST	2	79	39	MEXICO	321	779	448
NIGERIA	113	636	363	VENEZUELA	16	74	45
CAMEROON	6	59	34	BRAZIL	157	717	395
GABON	6	71	42	URUGUAY	16	112	64
ZAIRE	20	197	115	ARGENTINA	15	76	44
ANGOLA	20	458	256	LEBANON	264	1 241	702
ETHIOPIA	16	298	131	ISRAEL	131	384	215
KENYA	17	548	313	JORDAN	120	656	351
UGANDA	1	60	33	ARAB EMIRAT	264	1 517	868
TANZANIA	13	213	119	INDIA	17	70	39
REUNION	63	435	240	INDONESIA	215	2 415	1 421
ZIMBABWE	18	228	120	SINGAPORE	314	3 396	1 918
REP S AFRICA	924	10 327	5 849	CHINA	126	592	336
USA	13 203	158 423	89 913	SOUTH KOREA	171	1 771	1 000
CANADA	1 414	18 737	10 688	JAPAN	121 412	513 181	291 917
MEXICO	218	3 948	2 219	TAIWAN	9	83	49
COSTA RICA	316	2 835	1 597	HONG KONG	1 213	8 170	4 618
PANAMA	5	84	50	AUSTRALIA	366	4 295	2 437
CUBA	31	804	446	EXPORTS	1 260 287	2 385 425	1 357 961
MARTINIQUE	6	99	58	FRANCE	147 617	336 273	191 827
ARUBA	1	108	62	BELGIUM LUX	58 221	159 885	91 344
NETH ANTILL	10	119	66	NETHERLANDS	83 873	146 434	83 383
COLOMBIA	93	1 176	662	ITALY	199 855	239 366	136 708
VENEZUELA	275	4 569	2 612	UNTD KINGDOM	146 405	331 387	188 372
ECUADOR	40	620	362	IRELAND	6 940	11 306	6 420
PERU	39	408	240	DENMARK	45 628	110 777	63 007
BRAZIL	380	8 716	5 024	GREECE	9 044	16 539	9 440
CHILE	172	1 966	1 091	PORTUGAL	9 582	18 460	10 510
BOLIVIA	17	96	52	SPAIN	42 740	82 451	47 049
PARAGUAY	20	129	75	CANARY IS	2 085	7 170	3 998
URUGUAY	30	205	116	ICELAND	883	1 787	1 016
ARGENTINA	168	2 141	1 197	NORWAY	9 002	15 647	8 929
CYPRUS	77	486	273	SWEDEN	29 480	56 282	31 970
LEBANON	19	184	105	FINLAND	25 665	41 243	23 501
SYRIA	17	394	228	SWITZERLAND	41 946	95 618	54 408
IRAQ	42	744	410	AUSTRIA	65 871	149 265	84 761
IRAN	198	2 842	1 603	MALTA	475	1 128	644
ISRAEL	568	4 673	2 684	YUGOSLAVIA	6 886	15 464	8 778
JORDAN	77	708	380	TURKEY	9 816	18 016	10 350
SAUDI ARABIA	394	3 610	2 038	SOVIET UNION	4 295	13 137	7 424
KUWAIT	104	1 052	594	POLAND	2 603	5 407	3 088
BAHRAIN	14	126	68	CZECHOSLOVA	4 239	10 099	5 796
QATAR	8	167	94	HUNGARY	5 921	15 230	8 636
ARAB EMIRAT	296	2 222	1 260	ROMANIA	98	325	187
OMAN	15	230	129	BULGARIA	2 499	8 176	4 596
NORTH YEMEN	12	121	71	MOROCCO	2 825	4 623	2 632
AFGHANISTAN	5	62	37	ALGERIA	9 851	7 299	4 212
PAKISTAN	104	646	362	TUNISIA	4 964	6 442	3 692
INDIA	331	4 882	2 774	LIBYA	1 362	3 599	2 070
BANGLADESH	9	197	104	EGYPT	6 700	10 366	5 910
SRI LANKA	13	146	83	SUDAN	570	939	522
NEPAL	10	119	66	BURKINA FASO	30	159	90
BURMA	34	250	152	SENEGAL	582	708	404
THAILAND	383	2 329	1 312	SIERRA LEONE	95	221	125
LAOS	8	87	44	LIBERIA	62	66	36
VIETNAM	68	1 035	588	IVORY COAST	807	1 277	723
INDONESIA	157	1 630	908	GHANA	730	991	562
MALAYSIA	266	2 126	1 176	TOGO	49	101	58
BRUNEI	15	319	173	BENIN	92	116	63
SINGAPORE	1 773	14 655	8 271	NIGERIA	5 054	8 200	4 647
PHILIPPINES	90	654	373	CAMEROON	874	1 339	756
CHINA	532	5 422	3 101	GABON	194	212	121
NORTH KOREA	33	306	176	ZAIRE	544	1 439	829
SOUTH KOREA	583	7 167	4 054	RWANDA	61	108	62
JAPAN	2 393	45 892	26 024	ANGOLA	573	1 716	988
TAIWAN	995	6 873	3 900	ETHIOPIA	576	777	441
HONG KONG	1 479	20 146	11 391	DJIBOUTI	141	158	92
AUSTRALIA	1 961	17 631	9 972	SOMALIA	47	90	49
NEW ZEALAND	291	2 499	1 404	KENYA	526	955	540
NEW CALEDON	8	69	36	TANZANIA	70	274	152
882 PHOTO.CINEMATOGRPH. SUPPL				MADAGASCAR	145	144	82
IMPORTS	758 467	2 256 649	1 283 998	REUNION	457	850	482
FRANCE	108 195	234 666	133 734	MAURITIUS	545	1 000	556
BELGIUM LUX	153 774	271 946	154 484	ZAMBIA	36	150	83
				ZIMBABWE	30	137	75



6 IMPORTS AND EXPORTS (SPECIAL TRADE) BY GROUPS OF THE SITC-REV. III AND BY COUNTRIES OF PRODUCTION AND CONSUMPTION 1988

GROUP COUNTRY	DT = 100 KG	1 000 DM	1 000 \$	GROUP COUNTRY	DT = 100 KG	1 000 DM	1 000 \$
MALAWI	38	86	47	UNTD KINGDOM	154	641	363
REP S AFRICA	13 936	34 333	19 500	DENMARK	18	244	137
USA	89 248	150 861	85 780	GREECE	5	83	48
CANADA	1 795	4 124	2 345	PORTUGAL	6	132	74
MEXICO	210	904	510	SPAIN	29	217	121
GUATEMALA	205	434	243	SWEDEN	42	282	155
HONDURAS	26	72	41	FINLAND	1	74	42
EL SALVADOR	526	910	516	SWITZERLAND	221	1 833	1 038
NICARAGUA	40	73	41	AUSTRIA	704	2 838	1 601
COSTA RICA	503	1 114	632	CZECHOSLOVA	9	102	54
PANAMA	19	59	34	HUNGARY	3	68	37
CUBA	622	992	565	USA	186	1 017	568
HAITI	39	60	34	ISRAEL	2	78	44
DOMINIC REP	241	319	182	SOUTH KOREA	5	87	50
GUADELOUPE	120	245	140	JAPAN	20	218	121
JAMAICA	141	288	169	TAIWAN	3	100	52
BARBADOS	121	334	188	HONG KONG	10	148	85
TRINIDAD TOB	88	208	118				
COLOMBIA	3 929	6 535	3 679	884 OPTICAL GOODS NES			
VENEZUELA	1 454	5 224	2 894	IMPORTS	35 986	991 423	565 330
SURINAME	51	153	90	FRANCE	5 264	118 337	67 694
ECUADOR	250	637	360	BELGIUM LUX	159	3 520	2 008
PERU	83	271	154	NETHERLANDS	509	16 762	9 552
BRAZIL	3 012	5 319	2 980	ITALY	4 227	119 288	68 216
CHILE	342	519	293	UNTD KINGDOM	803	31 076	17 668
BOLIVIA	319	400	232	IRELAND	1 122	29 873	17 047
PARAGUAY	45	90	51	DENMARK	153	5 999	3 408
URUGUAY	89	121	66	PORTUGAL	307	4 312	2 471
ARGENTINA	4 998	7 562	4 408	SPAIN	134	3 125	1 763
CYPRUS	1 435	2 293	1 304	NORWAY	15	689	408
LEBANON	2 059	3 032	1 717	SWEDEN	54	3 771	2 149
SYRIA	502	537	305	FINLAND	15	178	100
IRAQ	1 444	2 588	1 470	SWITZERLAND	825	80 566	46 023
IRAN	5 146	9 954	5 777	AUSTRIA	1 595	89 812	51 144
ISRAEL	11 597	15 203	8 707	MALTA	991	49 844	28 563
JORDAN	1 823	2 984	1 708	YUGOSLAVIA	253	2 669	1 530
SAUDI ARABIA	7 948	10 292	5 857	TURKEY	2	55	31
KUWAIT	3 284	5 289	3 024	POLAND	3	112	63
BAHRAIN	445	809	451	CZECHOSLOVA	39	165	96
QATAR	1 121	905	517	HUNGARY	36	1 343	765
ARAB EMIRAT	5 206	8 964	5 054	ROMANIA	79	1 625	922
OMAN	472	451	260	TUNISIA	13	185	110
NORTH YEMEN	109	144	80	EGYPT	6	103	58
SOUTH YEMEN	115	57	32	MALI	2	76	43
AFGHANISTAN	313	892	504	MAURITIUS	47	596	342
PAKISTAN	6 059	8 962	5 152	REP S AFRICA	15	89	48
INDIA	7 435	10 188	5 849	USA	2 043	82 639	47 078
BANGLADESH	285	274	151	CANADA	137	5 211	2 989
SRI LANKA	1 297	1 561	888	PANAMA	5	181	102
BURMA	63	170	95	BRAZIL	137	2 004	1 147
THAILAND	2 064	2 271	1 275	ARGENTINA	1	91	54
INDONESIA	3 149	3 368	1 895	ISRAEL	305	4 827	2 753
MALAYSIA	4 497	5 697	3 252	INDIA	22	195	108
SINGAPORE	2 645	3 322	1 877	THAILAND	1 166	10 225	5 804
PHILIPPINES	6 042	7 248	4 121	INDONESIA	5	186	107
CHINA	129	165	91	MALAYSIA	148	578	326
NORTH KOREA	26	73	40	SINGAPORE	201	3 383	1 908
SOUTH KOREA	4 466	7 449	4 170	PHILIPPINES	30	567	321
JAPAN	5 287	21 064	11 911	CHINA	763	1 934	1 101
TAIWAN	3 182	3 504	1 979	SOUTH KOREA	1 723	29 680	16 947
HONG KONG	24 146	26 315	14 743	JAPAN	6 353	245 266	139 370
AUSTRALIA	19 011	26 859	15 212	TAIWAN	4 204	23 314	13 404
NEW ZEALAND	4 074	7 655	4 325	HONG KONG	1 837	12 795	7 250
NEW CALEDON	229	300	171	AUSTRALIA	232	3 984	2 235
FR POLYNESIA	210	391	220				
883 CINE.FILM EXPOSD.DEVELOP				EXPORTS	27 737	1 196 037	681 756
IMPORTS	2 849	40 708	23 183	FRANCE	2 100	74 148	42 391
FRANCE	146	2 856	1 630	BELGIUM LUX	1 284	40 683	23 159
BELGIUM LUX	19	313	179	NETHERLANDS	2 414	103 176	58 840
NETHERLANDS	57	888	493	ITALY	1 897	78 223	44 595
ITALY	823	5 934	3 401	UNTD KINGDOM	1 560	76 717	43 766
UNTD KINGDOM	1 178	17 458	9 958	IRELAND	421	20 270	11 518
DENMARK	4	75	42	DENMARK	1 585	41 675	23 746
PORTUGAL	2	94	54	GREECE	55	3 472	1 983
SPAIN	100	1 049	599	PORTUGAL	738	10 387	5 952
SWEDEN	2	178	105	SPAIN	884	37 025	21 143
FINLAND	1	233	138	CANARY IS	7	749	430
SWITZERLAND	34	1 257	709	CEUTA MEL	1	55	33
AUSTRIA	35	582	333	ICELAND	20	841	474
SOVIET UNION	6	220	122	NORWAY	376	14 379	8 252
USA	401	8 202	4 637	SWEDEN	1 086	54 857	31 363
CANADA	14	245	139	FINLAND	598	15 241	8 661
ISRAEL	4	63	34	SWITZERLAND	1 810	92 092	52 519
CHINA	5	106	62	AUSTRIA	4 198	167 241	95 371
JAPAN	3	150	87	ANDORRA	13	272	160
HONG KONG	5	202	115	MALTA	695	25 212	14 288
AUSTRALIA	1	82	44	YUGOSLAVIA	58	2 011	1 147
EXPORTS	1 734	10 929	6 140	TURKEY	69	4 526	2 564
FRANCE	67	582	335	SOVIET UNION	24	1 883	1 071
BELGIUM LUX	66	418	228	POLAND	24	1 029	588
NETHERLANDS	90	679	376	CZECHOSLOVA	113	3 240	1 847
ITALY	48	605	345	HUNGARY	30	1 825	1 041
				ROMANIA	28	172	101
				BULGARIA	72	1 955	1 102

6 IMPORTS AND EXPORTS (SPECIAL TRADE) BY GROUPS OF THE SITC-REV. III AND BY COUNTRIES OF PRODUCTION AND CONSUMPTION 1988

GROUP COUNTRY	DT = 100 KG	1 000 DM	1 000 \$	GROUP COUNTRY	DT = 100 KG	1 000 DM	1 000 \$
MOROCCO	3	241	137	MEXICO	63	2 407	1 388
ALGERIA	2	321	181	BRAZIL	320	563	317
TUNISIA	19	107	60	CHILE	1	99	58
LIBYA	1	171	94	ARGENTINA	140	448	247
EGYPT	71	2 082	1 180	ISRAEL	10	255	152
SUDAN	1	72	43	BAHRAIN		214	125
LIBERIA	2	65	35	QATAR		127	78
NIGERIA	1	76	40	ARAB EMIRAT	14	309	181
ANGOLA	19	131	74	PAKISTAN	55	393	218
KENYA	8	188	107	THAILAND	334	15 134	8 603
SEYCHELLES	1	67	36	MALAYSIA	231	2 824	1 597
MAURITIUS	8	269	153	SINGAPORE	1 179	4 367	2 501
ZIMBABWE	23	216	123	PHILIPPINES	72	1 996	1 120
REP S AFRICA	129	8 840	5 018	CHINA	7 655	37 394	21 208
USA	2 424	156 646	89 372	SOUTH KOREA	3 760	10 636	6 037
CANADA	325	20 578	11 770	JAPAN	5 999	201 596	113 909
MEXICO	6	1 699	958	TAIWAN	7 402	25 398	14 308
EL SALVADOR		88	45	HONG KONG	29 467	291 006	165 236
COSTA RICA		97	55	AUSTRALIA	8	129	75
PANAMA	1	147	84				
CUBA	24	670	380	EXPORTS	114 572	1 388 938	790 213
TRINIDAD TOB		77	44	FRANCE	13 919	193 796	110 326
ARUBA		70	40	BELGIUM LUX	3 544	32 787	18 700
NETH ANTILL	1	278	156	NETHERLANDS	6 068	63 293	36 043
COLOMBIA	3	345	199	ITALY	9 825	103 298	58 895
VENEZUELA	18	621	353	UNTD KINGDOM	15 918	143 574	81 709
ECUADOR		74	39	IRELAND	262	3 098	1 705
PERU	17	89	48	DENMARK	1 913	19 129	10 866
BRAZIL	40	3 252	1 847	GREECE	1 034	10 727	6 100
CHILE	42	1 640	914	PORTUGAL	1 092	14 171	8 032
PARAGUAY	1	382	216	SPAIN	4 245	40 426	23 062
URUGUAY		158	88	CANARY IS	66	881	495
ARGENTINA	7	836	466	CEUTA MEL	24	356	200
CYPRUS		421	236	ICELAND	65	854	476
LEBANON	20	539	296	NORWAY	1 147	12 863	7 310
SYRIA		249	135	SWEDEN	3 337	31 336	17 785
IRAQ	4	221	128	FINLAND	1 977	15 645	8 897
IRAN	40	881	508	SWITZERLAND	8 479	178 677	101 932
ISRAEL	63	5 670	3 233	AUSTRIA	4 950	51 006	29 008
JORDAN	1	111	64	ANDORRA	86	661	375
SAUDI ARABIA	74	4 893	2 788	GIBALTAR	2	165	93
KUWAIT	8	1 413	807	MALTA	994	4 020	2 276
BAHRAIN	1	438	248	YUGOSLAVIA	806	7 659	4 327
QATAR	1	246	136	TURKEY	646	16 245	9 316
ARAB EMIRAT	25	1 764	1 003	SOVIET UNION	3	91	51
OMAN	2	273	154	POLAND	109	855	483
PAKISTAN	4	307	174	CZECHOSLOVA	103	1 130	638
INDIA	72	3 938	2 249	HUNGARY	402	3 377	1 900
SRI LANKA		131	77	ROMANIA	27	115	62
BURMA	6	184	107	BULGARIA	10	318	178
THAILAND	34	660	368	MOROCCO	34	529	303
INDONESIA	53	1 710	973	ALGERIA	71	383	220
MALAYSIA	240	623	353	TUNISIA	74	592	332
SINGAPORE	122	8 085	4 587	LIBYA	6	112	64
PHILIPPINES		102	55	EGYPT	157	701	398
CHINA	5	832	521	IVORY COAST	2	101	55
SOUTH KOREA	77	4 175	2 387	NIGERIA	7	152	87
JAPAN	796	44 750	25 423	ANGOLA	3	81	47
TAIWAN	72	3 729	2 090	KENYA	9	100	55
HONG KONG	201	16 145	9 157	MAURITIUS	36	4 121	2 332
AUSTRALIA	373	15 415	8 759	ZIMBABWE	8	135	74
NEW ZEALAND	67	3 083	1 737	REP S AFRICA	846	8 341	4 715
SHIPS SUPPL		143	83	USA	21 025	137 613	78 108
				CANADA	1 447	9 972	5 609
885 WATCHES AND CLOCKS				MEXICO	183	3 234	1 840
IMPORTS	91 477	1 300 728	739 681	BERMUDA	3	61	33
FRANCE	8 361	78 217	44 603	PANAMA	1	415	242
BELGIUM LUX	1 887	7 295	4 142	AM VIRGIN IS	3	54	31
NETHERLANDS	2 161	10 919	6 201	BARBADOS	17	256	148
ITALY	6 096	42 162	24 027	NETH ANTILL	17	163	94
UNTD KINGDOM	812	5 918	3 969	COLOMBIA	97	807	459
IRELAND	89	543	315	VENEZUELA	31	959	538
DENMARK	361	2 211	1 254	PERU	21	342	198
GREECE	12	53	31	BRAZIL	932	5 003	2 828
PORTUGAL	241	3 195	1 820	CHILE	54	719	403
SPAIN	608	2 444	1 399	URUGUAY	3	77	46
FAROE IS		69	40	ARGENTINA	297	3 209	1 840
NORWAY	2	160	89	CYPRUS	22	332	184
SWEDEN	674	2 986	1 683	LEBANON	5	128	69
FINLAND	10	876	496	SYRIA	4	61	35
SWITZERLAND	6 775	507 214	289 485	IRAQ	6	115	65
AUSTRIA	368	8 209	4 648	IRAN	161	1 221	691
MALTA	1 648	6 586	3 742	ISRAEL	441	5 438	3 105
YUGOSLAVIA	643	1 294	738	JORDAN	5	91	50
TURKEY	54	238	136	SAUDI ARABIA	635	7 866	4 485
SOVIET UNION	237	1 000	559	KUWAIT	164	2 959	1 682
POLAND	143	236	133	BAHRAIN	23	2 870	1 656
CZECHOSLOVA	925	1 381	790	QATAR	12	8 960	5 102
HUNGARY	798	1 426	811	ARAB EMIRAT	259	6 878	3 919
ROMANIA	797	316	177	OMAN	10	276	153
MOROCCO	15	528	301	SOUTH YEMEN	4	54	30
KENYA	1	67	37	PAKISTAN	13	142	80
MAURITIUS	118	10 455	5 934	INDIA	691	6 053	3 468
USA	940	8 867	5 052	THAILAND	213	7 867	4 471
CANADA	16	285	157	INDONESIA	25	239	137
				MALAYSIA	42	613	343



## 6 IMPORTS AND EXPORTS (SPECIAL TRADE) BY GROUPS OF THE SITC-REV. III AND BY COUNTRIES OF PRODUCTION AND CONSUMPTION 1988

GROUP COUNTRY	DT = 100 KG	1 000 DM	1 000 \$	GROUP COUNTRY	DT = 100 KG	1 000 DM	1 000 \$
NEW ZEALAND	177	125	71	SAUDI ARABIA	2 860	6 775	3 850
EXPORTS	6 166 435	4 709 980	2 677 597	KUWAIT	1 320	2 122	1 221
FRANCE	1 536 047	677 795	385 257	BAHRAIN	941	589	336
BELGIUM LUX	255 310	279 138	158 645	QATAR	90	206	114
NETHERLANDS	578 769	404 110	229 455	ARAB EMIRAT	535	1 029	576
ITALY	278 794	191 462	108 815	OMAN	181	313	179
UNTD KINGDOM	1 063 341	464 720	264 031	NORTH YEMEN	107	210	119
IRELAND	3 642	6 333	3 584	AFGHANISTAN	43	128	72
DENMARK	200 278	121 467	68 951	PAKISTAN	283	1 321	738
GREECE	21 547	24 522	13 877	INDIA	1 992	14 955	8 594
PORTUGAL	19 163	22 178	12 568	BANGLADESH	73	605	354
SPAIN	104 978	111 510	63 338	MALDIVES	18	89	50
CANARY IS	6 094	5 452	3 094	SRI LANKA	406	431	240
ICELAND	1 402	2 159	1 216	BURMA	40	103	60
NORWAY	71 205	54 550	30 861	THAILAND	1 078	1 516	849
SWEDEN	247 652	145 935	82 395	INDONESIA	420	782	439
FINLAND	22 017	28 752	16 351	MALAYSIA	869	1 785	994
SWITZERLAND	664 498	781 968	444 748	SINGAPORE	2 482	5 005	2 847
AUSTRIA	772 868	768 952	437 611	PHILIPPINES	267	576	318
ANDORRA	77	118	68	CHINA	2 394	21 949	12 330
VATICAN CITY	40	180	99	NORTH KOREA	101	83	45
MALTA	1 863	2 669	1 481	SOUTH KOREA	1 559	5 035	2 865
YUGOSLAVIA	24 822	29 860	16 956	JAPAN	19 407	67 168	38 397
TURKEY	14 814	14 375	8 100	TAIWAN	1 562	7 128	4 049
SOVIET UNION	37 553	43 616	24 703	HONG KONG	5 278	6 536	3 700
POLAND	9 065	11 146	6 420	AUSTRALIA	9 151	14 863	8 452
CZECHOSLOVA	9 007	12 671	7 184	PAPUA NEW G	38	111	60
HUNGARY	7 970	12 989	7 402	NEW ZEALAND	1 178	2 656	1 523
ROMANIA	862	2 824	1 645	NEW CALEDON	29	66	37
BULGARIA	2 288	5 630	3 222	FR POLYNESIA	37	73	38
ALBANIA	61	82	46	UNID COUNTR	213	295	162
MOROCCO	925	1 637	943	893 ARTICLES,NES,OF PLASTICS			
ALGERIA	589	928	526	IMPORTS	3 734 914	3 042 552	1 793 201
TUNISIA	2 990	2 903	1 628	FRANCE	520 616	417 981	238 531
LIBYA	676	1 929	1 125	BELGIUM LUX	297 838	196 460	112 056
EGYPT	2 314	5 005	2 838	NETHERLANDS	778 088	508 602	290 168
SUDAN	35	110	57	ITALY	506 656	352 769	201 250
BURKINA FASO	200	124	71	UNTD KINGDOM	198 935	192 688	109 672
GAMBIA	26	66	38	IRELAND	50 348	60 273	34 248
SIERRA LEONE	57	100	58	DENMARK	143 802	142 153	81 018
LIBERIA	90	93	51	GREECE	7 009	9 123	5 232
IVORY COAST	215	481	269	PORTUGAL	9 566	10 814	6 077
GHANA	107	278	163	SPAIN	25 920	24 829	14 166
TOGO	406	551	314	NORWAY	11 108	6 848	3 879
BENIN	298	307	179	SWEDEN	71 760	67 586	38 564
NIGERIA	401	758	443	FINLAND	13 274	16 525	9 321
CAMEROON	761	869	494	SWITZERLAND	227 875	280 676	160 089
GABON	48	96	54	AUSTRIA	253 397	195 220	111 183
ZAIRE	600	10 405	6 065	MALTA	446	566	320
BURUNDI	139	235	134	YUGOSLAVIA	35 259	13 564	7 737
ANGOLA	58	93	53	TURKEY	5 822	3 018	1 712
ETHIOPIA	66	243	139	POLAND	10 208	3 608	2 019
DJIBOUTI	28	98	57	CZECHOSLOVA	18 529	3 975	2 247
KENYA	244	358	193	HUNGARY	24 671	5 856	3 328
TANZANIA	321	499	273	ROMANIA	13 997	2 503	1 464
SEYCHELLES	55	89	53	MOROCCO	141	70	40
MADAGASCAR	49	80	43	TUNISIA	50	157	93
REUNION	33	65	38	REP S AFRICA	880	621	350
MAURITIUS	216	520	284	USA	88 928	188 075	106 809
ZAMBIA	143	192	95	CANADA	4 368	4 247	2 396
ZIMBABWE	290	561	318	MEXICO	430	259	142
REP S AFRICA	5 598	10 548	5 969	HAITI	41	69	37
BOTSWANA	79	89	52	ST LUCIA	201	551	317
USA	98 968	205 854	117 952	BRAZIL	11 428	3 069	1 731
CANADA	10 124	18 172	10 415	URUGUAY	88	55	30
MEXICO	1 143	2 042	1 143	LEBANON	31	77	45
BERMUDA	591	383	209	ISRAEL	20 655	16 930	9 676
GUATEMALA	211	717	417	INDIA	735	527	300
COSTA RICA	161	309	174	THAILAND	39 408	14 813	8 408
PANAMA	107	153	89	INDONESIA	75	134	79
HAITI	198	1 020	552	MALAYSIA	5 231	2 791	1 593
BAHAMAS	53	143	80	SINGAPORE	8 716	9 832	5 554
DOMINIC REP	129	301	171	PHILIPPINES	1 002	604	334
GUADELOUPE	137	243	145	CHINA	75 039	42 081	23 806
MARTINIQUE	77	194	107	SOUTH KOREA	41 210	22 986	13 013
ST VINCENT	36	142	81	JAPAN	19 774	66 989	37 927
TRINIDAD TOB	30	61	30	TAIWAN	127 111	105 720	60 106
NETH ANTILL	29	85	47	HONG KONG	63 235	45 047	25 505
COLOMBIA	698	1 661	933	AUSTRALIA	233	452	262
VENEZUELA	1 448	3 615	2 130	NEW ZEALAND	172	245	138
ECUADOR	272	362	202	UNID COUNTR	82	76	42
PERU	1 764	4 861	2 670	EXPORTS	5 849 282	5 623 292	3 204 020
BRAZIL	3 960	7 551	4 306	FRANCE	941 648	897 116	512 241
CHILE	758	1 158	659	BELGIUM LUX	558 491	503 015	286 902
BOLIVIA	172	260	151	NETHERLANDS	1 312 156	981 803	559 789
PARAGUAY	134	265	149	ITALY	272 697	303 763	173 561
URUGUAY	136	207	120	UNTD KINGDOM	650 231	641 841	365 449
ARGENTINA	5 499	7 153	4 029	IRELAND	42 306	36 483	20 785
CYPRUS	768	1 159	649	DENMARK	150 537	138 798	79 092
LEBANON	350	1 269	731	GREECE	37 091	31 670	18 019
SYRIA	1 749	928	525	PORTUGAL	23 081	24 219	13 813
IRAQ	555	2 553	1 419	SPAIN	53 640	73 053	41 689
IRAN	596	3 552	2 018				
ISRAEL	5 538	9 136	5 194				
JORDAN	524	1 424	813				

6 IMPORTS AND EXPORTS (SPECIAL TRADE) BY GROUPS OF THE SITC-REV. III AND BY COUNTRIES OF PRODUCTION AND CONSUMPTION 1988

GROUP COUNTRY	DT = 100 KG	1 000 DM	1 000 \$	GROUP COUNTRY	DT = 100 KG	1 000 DM	1 000 \$
CANARY IS	3 290	2 648	1 499	QATAR	678	798	450
CEUTA MEL	55	55	30	ARAB EMIRAT	5 535	5 247	2 992
ICELAND	6 544	6 826	3 851	OMAN	772	745	431
FAROE IS	214	133	74	NORTH YEMEN	567	596	333
NORWAY	61 387	62 712	35 747	SOUTH YEMEN	40	77	44
SWEDEN	157 879	163 376	93 101	AFGHANISTAN	799	345	193
FINLAND	44 268	50 548	28 774	PAKISTAN	1 798	1 976	1 118
SWITZERLAND	519 142	536 905	305 550	INDIA	2 093	6 145	3 480
AUSTRIA	431 700	423 313	240 859	BANGLADESH	129	313	180
ANDORRA	54	214	120	SRI LANKA	613	545	300
MALTA	3 110	3 240	1 843	BURMA	12	56	32
YUGOSLAVIA	25 319	28 386	16 188	THAILAND	2 436	4 961	2 798
TURKEY	9 301	9 904	5 633	VIETNAM	199	164	91
SOVIET UNION	60 756	38 494	21 943	INDONESIA	1 631	3 270	1 869
POLAND	14 533	13 325	7 555	MALAYSIA	2 121	5 046	2 834
CZECHOSLOVA	8 853	11 606	6 569	SINGAPORE	9 843	13 551	7 648
HUNGARY	13 110	18 716	10 639	PHILIPPINES	1 630	2 075	1 176
ROMANIA	6 084	3 867	2 197	MONGOLIA	8	151	87
BULGARIA	1 347	2 345	1 313	CHINA	1 324	3 522	2 024
MOROCCO	5 107	4 309	2 448	NORTH KOREA	5 74	174	103
ALGERIA	1 108	3 225	1 848	SOUTH KOREA	5 970	10 490	5 956
TUNISIA	4 040	4 706	2 674	JAPAN	13 095	34 351	19 501
LIBYA	5 161	4 113	2 377	TAIWAN	5 362	7 500	4 281
EGYPT	2 752	5 685	3 294	HONG KONG	5 952	8 617	4 860
SUDAN	351	530	295	MACAO	26	58	34
MALI	100	207	113	AUSTRALIA	43 077	46 527	26 356
NIGER	61	148	79	PAPUA NEW G	225	157	110
CAPE VERDE	61	54	30	NEW ZEALAND	5 692	4 764	2 684
SENEGAL	147	117	63	NEW CALEDON	16	76	41
GAMBIA	19	60	32	FR POLYNESIA	137	201	113
GUINEA	125	69	38				
SIERRA LEONE	82	69	34				
LIBERIA	1 618	591	336	894 BABY CARRIAGE, TOYS, GAMES			
IVORY COAST	1 466	180	98	IMPORTS	1 586 343	2 466 345	1 398 107
GHANA	640	557	315	FRANCE	75 014	102 564	58 040
TOGO	112	116	65	BELGIUM LUX	20 261	36 422	20 793
BENIN	151	142	79	NETHERLANDS	73 784	88 172	49 991
NIGERIA	1 738	2 078	1 206	ITALY	139 858	194 664	110 848
CAMEROON	407	378	207	UNTD KINGDOM	44 634	99 485	56 679
GABON	282	216	118	IRELAND	10 588	23 270	13 387
ZAIRE	127	277	153	DENMARK	53 578	143 528	81 462
RWANDA	125	200	107	GREECE	309	616	352
BURUNDI	139	139	74	PORTUGAL	3 016	4 615	2 510
ANGOLA	108	125	68	SPAIN	15 832	24 211	13 723
ETHIOPIA	832	1 139	621	NORWAY	3 745	4 467	2 509
KENYA	289	723	404	SWEDEN	12 246	15 207	8 605
UGANDA	47	167	92	FINLAND	14 751	13 684	7 756
TANZANIA	1 942	557	328	SWITZERLAND	36 103	83 415	47 763
MADAGASCAR	252	247	138	AUSTRIA	56 605	185 791	105 034
REUNION	575	823	462	MALTA	9 257	23 281	13 256
MAURITIUS	472	498	274	YUGOSLAVIA	7 577	8 915	5 001
ZAMBIA	389	383	211	TURKEY	481	464	250
ZIMBABWE	162	277	161	SOVIET UNION	1 867	1 122	624
MALAWI	109	145	82	POLAND	12 093	7 329	4 143
REP S AFRICA	12 397	18 887	10 682	CZECHOSLOVA	14 656	10 930	6 237
USA	157 655	239 385	136 086	HUNGARY	19 448	10 942	6 229
CANADA	41 193	55 609	31 539	ROMANIA	12 717	5 343	3 029
MEXICO	4 429	6 133	3 495	BULGARIA	10 002	4 627	2 615
GUATEMALA	300	394	221	TUNISIA	838	3 600	2 065
BELIZE	211	63	34	MALI	10	61	32
HONDURAS	52	117	67	MAURITIUS	258	1 431	801
EL SALVADOR	174	296	165	REP S AFRICA	383	593	329
COSTA RICA	232	470	270	USA	56 040	141 174	80 415
PANAMA	603	282	158	CANADA	2 175	4 281	2 375
CUBA	77	699	397	MEXICO	4 010	3 703	2 072
HAITI	286	441	253	ST VINCENT	35	172	100
DOMINIC REP	145	324	188	BRAZIL	411	601	342
GUADELOUPE	307	168	96	PARAGUAY	3	82	45
ANTIGUA	234	69	38	ARGENTINA	232	165	91
MARTINIQUE	269	198	110	ISRAEL	571	1 087	628
JAMAICA	71	113	60	AFGHANISTAN	17	51	30
BARBADOS	191	188	102	PAKISTAN	11 054	23 685	13 539
TRINIDAD TOB	389	562	319	INDIA	3 883	3 908	2 237
GRENADA	197	98	54	SRI LANKA	507	1 334	753
ARUBA	22	121	68	THAILAND	12 283	20 259	11 385
NETH ANTILL	400	420	234	INDONESIA	209	681	389
COLOMBIA	262	563	315	MALAYSIA	8 446	13 802	7 789
VENEZUELA	860	2 141	1 204	BRUNEI	41	176	95
FRENCH GUIAN	277	126	68	SINGAPORE	14 883	47 540	26 741
ECUADOR	362	1 007	572	PHILIPPINES	2 030	5 001	2 864
PERU	593	679	378	CHINA	372 148	356 434	200 968
BRAZIL	1 756	7 191	4 127	SOUTH KOREA	73 180	173 993	98 741
CHILE	3 604	3 334	1 882	JAPAN	20 169	120 936	68 576
BOLIVIA	148	284	158	TAIWAN	259 946	313 563	177 513
PARAGUAY	103	189	102	HONG KONG	67 475	99 075	55 925
URUGUAY	681	1 391	783	MACAO	25 672	33 575	19 019
ARGENTINA	1 155	1 699	969	AUSTRALIA	699	1 582	893
CYPRUS	2 357	2 711	1 537	UNID COUNTR	69	86	47
LEBANON	702	986	554				
SYRIA	495	891	503	EXPORTS	904 932	1 593 300	902 871
IRAQ	2 671	2 768	1 591	FRANCE	152 099	258 221	146 516
IRAN	4 736	6 709	3 852	BELGIUM LUX	55 159	85 355	48 414
ISRAEL	18 923	23 286	13 261	NETHERLANDS	125 015	166 311	94 130
JORDAN	1 714	1 650	941	ITALY	50 953	103 812	58 795
SAUDI ARABIA	30 371	29 083	16 544	UNTD KINGDOM	88 225	129 737	73 667
KUWAIT	4 115	5 529	3 140				
BAHRAIN	990	1 011	571				

6 IMPORTS AND EXPORTS (SPECIAL TRADE) BY GROUPS OF THE SITC-REV. III AND BY COUNTRIES OF PRODUCTION AND CONSUMPTION 1988

GROUP COUNTRY	DT = 100 KG	1 000 DM	1 000 \$	GROUP COUNTRY	DT = 100 KG	1 000 DM	1 000 \$
IRELAND	4 186	4 380	2 451	DENMARK	1 848	2 746	1 561
DENMARK	20 447	37 291	21 230	PORTUGAL	235	138	80
GREECE	5 861	10 025	5 678	SPAIN	6 316	3 825	2 197
PORTUGAL	6 311	9 206	5 175	NORWAY	298	858	489
SPAIN	11 463	20 683	11 721	SWEDEN	8 785	7 526	4 308
CANARY IS	628	1 817	1 014	FINLAND	177	330	181
CEUTA MEL	49	55	31	SWITZERLAND	19 506	77 872	44 672
ICELAND	1 689	3 139	1 767	AUSTRIA	26 595	29 891	17 012
NORWAY	13 322	23 477	13 359	YUGOSLAVIA	836	509	295
SWEDEN	22 481	42 208	24 005	TURKEY	305	428	243
FINLAND	15 540	28 564	16 317	CZECHOSLOVA	1 321	869	490
SWITZERLAND	89 718	200 019	113 228	HUNGARY	527	396	219
AUSTRIA	106 317	161 259	91 695	ROMANIA	485	62	36
ANDORRA	135	824	465	REP S AFRICA	682	99	55
GIBRALTAR	25	61	33	USA	9 219	36 883	20 890
MALTA	717	1 352	754	CANADA	126	422	247
YUGOSLAVIA	4 111	7 148	4 054	BRAZIL	825	1 149	646
TURKEY	1 134	2 539	1 450	ARGENTINA	54	154	84
SOVIET UNION	444	2 129	1 206	ISRAEL	107	183	104
POLAND	662	1 719	960	INDIA	133	422	232
CZECHOSLOVA	3 182	5 611	3 147	THAILAND	637	779	438
HUNGARY	2 504	4 978	2 830	INDONESIA	86	80	46
ROMANIA	95	176	99	MALAYSIA	904	1 918	1 084
BULGARIA	784	1 900	1 059	SINGAPORE	251	897	505
MOROCCO	77	109	61	CHINA	2 515	1 854	1 037
ALGERIA	107	204	108	SOUTH KOREA	3 543	3 401	1 917
TUNISIA	636	556	316	JAPAN	17 116	102 767	58 348
LIBYA	1 104	1 023	574	TAIWAN	4 214	8 801	4 968
EGYPT	376	647	364	HONG KONG	3 611	2 967	1 668
SIERRA LEONE	133	300	160	EXPORTS	388 590	1 171 392	664 981
IVORY COAST	17	65	35	FRANCE	49 682	160 722	91 622
NIGERIA	78	367	206	BELGIUM LUX	18 814	43 807	24 918
ANGOLA	33	62	33	NETHERLANDS	34 982	78 330	44 561
ETHIOPIA	59	208	117	ITALY	27 144	95 809	54 536
MADAGASCAR	9	112	62	UNTD KINGDOM	32 525	121 098	68 717
REUNION	122	346	190	IRELAND	1 301	3 243	1 829
MAURITIUS	66	242	138	DENMARK	9 917	27 397	15 600
REP S AFRICA	1 682	3 185	1 780	GREECE	3 014	11 746	6 639
USA	64 526	154 732	87 504	PORTUGAL	3 202	11 796	6 712
CANADA	7 926	15 898	8 870	SPAIN	16 714	69 486	39 429
MEXICO	494	856	473	CANARY IS	432	3 107	1 753
GUADELOUPE	31	85	47	ICELAND	720	1 239	698
JAMAICA	90	68	37	NORWAY	4 968	15 776	8 977
BARBADOS	37	61	35	SWEDEN	8 167	30 092	17 129
ARUBA	34	474	264	FINLAND	5 883	16 884	9 630
NETH ANTILL	66	262	151	SWITZERLAND	28 322	72 322	41 149
COLOMBIA	28	64	36	AUSTRIA	16 510	45 944	26 093
VENEZUELA	43	140	73	ANDORRA	37	886	506
PERU	53	149	86	GIBRALTAR		113	63
BRAZIL	62	259	144	MALTA	143	543	294
CHILE	104	357	206	YUGOSLAVIA	1 108	5 709	3 224
URUGUAY	54	129	74	TURKEY	1 990	7 016	3 971
ARGENTINA	414	1 081	607	SOVIET UNION	389	2 937	1 661
CYPRUS	711	1 018	571	POLAND	735	3 036	1 716
LEBANON	385	539	296	CZECHOSLOVA	1 399	3 645	2 051
SYRIA	20	60	36	HUNGARY	3 160	14 024	7 931
IRAQ	13	192	111	ROMANIA	19	103	58
IRAN	32	494	280	BULGARIA	299	1 605	883
ISRAEL	5 425	6 799	3 851	MOROCCO	535	1 372	776
JORDAN	322	472	267	ALGERIA	2 171	3 874	2 182
SAUDI ARABIA	1 486	1 816	1 014	TUNISIA	739	1 496	849
KUWAIT	1 331	1 920	1 091	LIBYA	295	964	552
BAHRAIN	124	378	211	EGYPT	755	2 582	1 442
QATAR	627	311	179	SUDAN	18	117	68
ARAB EMIRAT	1 086	2 215	1 248	MAURITANIA	40	62	34
OMAN	49	119	72	MALI	47	78	44
PAKISTAN	28	78	44	BURKINA FASO	49	82	46
INDIA	77	1 145	651	NIGER	60	165	95
MALDIVES	13	141	80	SENEGAL	93	289	158
SRI LANKA	99	188	106	LIBERIA	31	583	334
THAILAND	473	331	185	IVORY COAST	123	565	316
INDONESIA	776	1 365	752	GHANA	210	225	123
MALAYSIA	367	665	371	TOGO	46	127	72
BRUNEI	30	49	31	BENIN	24	66	36
SINGAPORE	1 241	2 666	1 474	NIGERIA	897	1 633	910
PHILIPPINES	91	123	71	CAMEROON	121	420	235
CHINA	368	766	420	GABON	62	239	126
NORTH KOREA	22	131	73	CONGO	32	101	54
SOUTH KOREA	3 197	9 275	5 339	ZAIRE	53	161	91
JAPAN	14 987	46 062	25 972	RWANDA	59	143	71
TAIWAN	1 898	3 352	1 924	BURUNDI	13	172	97
HONG KONG	3 632	5 832	3 256	ANGOLA	142	326	175
AUSTRALIA	3 327	6 084	3 413	ETHIOPIA	590	574	333
NEW ZEALAND	319	1 074	606	DJIBOUTI	22	80	46
NEW CALEDON	81	135	75	KENYA	375	747	423
FR POLYNESIA	57	202	109	UGANDA	47	163	90
				TANZANIA	12	86	44
895 OFFICE, STATIONERY SUPPLS				MADAGASCAR	102	176	87
IMPORTS	206 737	484 006	275 532	REUNION	63	264	139
FRANCE	18 929	41 656	23 631	MAURITIUS	133	411	226
BELGIUM LUX	3 740	7 242	4 140	ZAMBIA	63	226	126
NETHERLANDS	14 874	24 939	14 213	ZIMBABWE	95	269	150
ITALY	33 167	59 952	34 166	MALAWI	84	236	134
UNTD KINGDOM	22 513	52 260	29 834	REP S AFRICA	4 591	11 696	6 638
IRELAND	2 148	9 500	5 366	USA	58 227	105 867	60 022

6 IMPORTS AND EXPORTS (SPECIAL TRADE) BY GROUPS OF THE SITC-REV. III AND BY COUNTRIES OF PRODUCTION AND CONSUMPTION 1988

GROUP COUNTRY	DT = 100 KG	1 000 DM	1 000 \$	GROUP COUNTRY	DT = 100 KG	1 000 DM	1 000 \$
CANADA	3 272	12 658	7 206	REP S AFRICA	24	853	486
MEXICO	677	5 410	3 062	USA	1 682	96 243	54 812
GUATEMALA	198	899	505	CANADA	139	6 790	3 819
HONDURAS	170	587	325	MEXICO	9	62	36
EL SALVADOR	86	474	264	NICARAGUA	2	65	38
COSTA RICA	90	326	176	PANAMA	6	790	449
PANAMA	23	130	76	CUBA	103	1 850	1 046
CUBA	142	730	422	VENEZUELA		79	46
HAITI	112	151	80	PERU	46	1 475	838
DOMINIC REP	91	414	238	BRAZIL	45	808	451
GUADELOUPE	44	252	138	CHILE	1	172	98
MARTINIQUE	24	134	73	PARAGUAY	3	868	497
TRINIDAD TOB	42	136	78	URUGUAY	26	217	121
NETH ANTILL	15	164	89	ARGENTINA	2	1 027	591
COLOMBIA	91	1 299	729	CYPRUS		147	85
VENEZUELA	298	2 994	1 696	LEBANON	11	62	36
ECUADOR	286	1 116	628	SYRIA	81	113	64
PERU	823	1 680	943	IRAN	41	956	555
BRAZIL	547	3 166	1 804	ISRAEL	49	1 225	688
CHILE	683	3 047	1 725	JORDAN	3	82	45
BOLIVIA	330	1 155	651	OMAN		150	85
PARAGUAY	80	399	225	AFGHANISTAN	40	118	66
URUGUAY	273	898	511	PAKISTAN	192	217	125
ARGENTINA	454	1 943	1 120	INDIA	208	834	475
CYPRUS	496	1 168	647	NEPAL	10	292	165
LEBANON	358	599	326	THAILAND	176	1 025	584
SYRIA	254	389	218	INDONESIA	119	237	131
IRAQ	99	312	167	SINGAPORE	5	269	153
IRAN	418	1 194	679	PHILIPPINES	27	82	47
ISRAEL	1 436	5 016	2 844	CHINA	283	1 579	903
JORDAN	829	1 084	619	SOUTH KOREA	62	878	494
SAUDI ARABIA	3 330	8 736	4 962	JAPAN	147	2 395	1 363
KUWAIT	886	2 467	1 381	TAIWAN	531	1 141	653
BAHRAIN	172	667	374	HONG KONG	587	3 627	2 075
QATAR	229	769	429	MACAO	7	258	144
ARAB EMIRAT	1 626	4 054	2 284	AUSTRALIA	74	1 492	838
OMAN	184	630	356	PAPUA NEW G	19	202	115
NORTH YEMEN	106	384	217	NEW ZEALAND	8	356	206
PAKISTAN	791	1 963	1 108	N ZEAL OCEAN		113	65
INDIA	524	1 702	977	UNID COUNTR	1	152	92
BANGLADESH	435	858	489	EXPORTS	13 107	2 381 567	1 358 759
SRI LANKA	71	350	198	FRANCE	624	265 510	151 657
NEPAL	27	264	148	BELGIUM LUX	499	29 850	17 155
BURMA	132	117	64	NETHERLANDS	1 890	106 692	61 236
THAILAND	1 689	4 445	2 512	ITALY	304	100 327	58 712
INDONESIA	1 742	4 133	2 336	UNTD KINGDOM	1 157	215 729	122 006
MALAYSIA	2 266	5 026	2 820	IRELAND	14	774	418
SINGAPORE	2 143	10 532	5 908	DENMARK	458	27 282	15 555
PHILIPPINES	993	3 367	1 892	GREECE	10	1 737	975
CHINA	72	949	539	PORTUGAL	12	1 850	1 064
SOUTH KOREA	754	4 360	2 484	SPAIN	231	49 380	28 734
JAPAN	5 439	42 534	24 067	ICELAND		157	91
TAIWAN	1 297	5 181	2 912	NORWAY	299	9 267	5 064
HONG KONG	2 135	13 029	7 334	SWEDEN	61	24 537	13 351
AUSTRALIA	5 028	15 616	8 843	FINLAND	40	4 526	2 568
NEW ZEALAND	879	2 265	1 260	SWITZERLAND	2 551	476 420	271 091
AMER OCEANIA	2	387	222	AUSTRIA	1 001	136 240	76 918
NEW CALEDON	40	219	121	ANDORRA	6	618	353
FR POLYNESIA	98	323	174	GIBRALTAR		72	38
SHIPS SUPPL		314	176	MALTA	4	69	41
896 WORKS OF ART, ANTIQUE ETC				YUGOSLAVIA	53	7 120	3 819
IMPORTS	41 179	642 644	365 571	TURKEY	35	24 611	13 183
FRANCE	811	49 406	28 109	SOVIET UNION	176	57 671	32 329
BELGIUM LUX	594	18 258	10 418	POLAND	49	3 026	1 667
NETHERLANDS	2 238	20 856	11 909	CZECHOSLOVA	21	4 910	2 700
ITALY	1 226	17 396	9 829	HUNGARY	27	11 077	6 592
UNTD KINGDOM	10 824	118 432	67 141	BULGARIA	39	1 028	548
IRELAND	63	1 288	748	TUNISIA	1	84	45
DENMARK	11 666	28 758	16 410	EGYPT	3	86	51
GREECE	362	5 160	2 943	REP S AFRICA	1	465	262
PORTUGAL	49	5 436	3 122	USA	2 688	633 577	363 156
SPAIN	693	4 222	2 390	CANADA	91	13 627	8 010
ICELAND	7	412	236	MEXICO		78	41
FAROE IS	2	749	435	BAHAMAS		153	87
NORWAY	37	1 400	793	COLOMBIA	2	1 637	913
SWEDEN	847	5 949	3 382	VENEZUELA	1	293	172
FINLAND	233	1 467	823	BRAZIL	47	439	244
SWITZERLAND	2 293	179 077	102 058	CHILE	8	92	51
AUSTRIA	1 674	31 051	17 678	ARGENTINA	1	60	32
GIBRALTAR	2	162	91	CYPRUS		61	36
VATICAN CITY	37	1 622	941	ISRAEL	14	1 204	670
MALTA	2	458	263	JORDAN		53	30
YUGOSLAVIA	20	1 112	636	SAUDI ARABIA	3	979	588
TURKEY	54	1 351	773	ARAB EMIRAT	1	117	62
SOVIET UNION	114	6 046	3 417	OMAN		190	104
POLAND	203	989	565	SINGAPORE	3	261	152
CZECHOSLOVA	770	6 209	3 429	SOUTH KOREA	170	1 974	1 102
HUNGARY	1 161	2 470	1 413	JAPAN	349	155 359	89 283
ROMANIA	4	766	442	TAIWAN	6	240	137
BULGARIA	66	704	404	HONG KONG	52	1 649	900
MOROCCO	39	58	33	AUSTRALIA	85	7 889	4 474
TUNISIA	3	103	58	897 GOLD, SILVERWARE, JEWELNES			
EGYPT	12	917	521	IMPORTS	25 951	906 216	514 331
NIGERIA	44	229	131				

6 IMPORTS AND EXPORTS (SPECIAL TRADE) BY GROUPS OF THE SITC-REV. III AND BY COUNTRIES OF PRODUCTION AND CONSUMPTION 1988

GROUP COUNTRY	DT = 100 KG	1 000 DM	1 000 \$	GROUP COUNTRY	DT = 100 KG	1 000 DM	1 000 \$
FRANCE	598	46 884	26 555	NIGERIA	2	177	100
BELGIUM LUX	180	4 125	2 356	KENYA	2	699	403
NETHERLANDS	992	13 308	7 560	REUNION	1	178	101
ITALY	3 467	352 859	200 288	MAURITIUS	31	5 349	3 040
UNTD KINGDOM	748	31 107	17 779	ZIMBABWE	1	4 412	2 504
IRELAND	308	9 866	5 611	REP S AFRICA	41	8 374	4 658
DENMARK	219	7 116	4 051	USA	609	66 480	37 679
GREECE	51	2 089	1 207	CANADA	167	4 977	2 830
PORTUGAL	18	3 205	1 827	MEXICO	2	2 031	1 166
SPAIN	115	14 881	8 441	BERMUDA	1	1 846	1 050
FAROE IS		112	67	HONDURAS		56	32
NORWAY		1 157	664	PANAMA		1 807	1 054
SWEDEN	40	647	368	HAITI	1	174	98
FINLAND	21	14 946	8 485	BAHAMAS		1 915	1 084
SWITZERLAND	67	28 944	16 510	DOMINIC REP		119	69
AUSTRIA	948	42 311	24 050	AM VIRGIN IS		1 468	840
YUGOSLAVIA	3	1 450	804	GUADELOUPE		315	182
TURKEY	31	3 369	1 944	ANTIGUA		258	147
SOVIET UNION	7	9 093	5 210	MARTINIQUE		70	37
POLAND	5	1 192	682	CAYMAN IS		783	443
CZECHOSLOVA	409	5 225	2 936	JAMAICA		493	274
HUNGARY	8	1 662	939	BARBADOS		1 632	946
EGYPT	10	104	59	ARUBA		1 066	604
ZAIRE	3	60	35	NETH ANTILL	3	2 206	1 241
MAURITIUS	11	2 289	1 294	COLOMBIA	1	1 239	686
REP S AFRICA	47	585	326	VENEZUELA	11	762	428
USA	396	26 898	15 330	ECUADOR		326	193
CANADA	8	824	465	PERU		133	72
MEXICO	50	1 496	843	BRAZIL	2	2 286	1 333
NETH ANTILL		94	56	CHILE	1	153	89
COLOMBIA	2	113	64	PARAGUAY		116	68
PERU	9	129	72	URUGUAY	1	166	93
BRAZIL	478	4 085	2 297	ARGENTINA	11	325	185
CHILE	27	203	115	CYPRUS	4	344	192
URUGUAY	5	99	56	LEBANON		135	75
ARGENTINA	15	93	52	IRAQ	18	377	219
ISRAEL	30	14 474	8 184	IRAN	1	428	254
JORDAN		215	120	ISRAEL	86	5 411	3 109
BAHRAIN		126	70	JORDAN		5 697	401
QATAR		634	383	SAUDI ARABIA	73	5 370	3 060
ARAB EMIRAT		130	71	KUWAIT	18	926	532
AFGHANISTAN	15	91	53	BAHRAIN	4	1 405	801
PAKISTAN	25	110	62	QATAR	7	2 628	1 531
INDIA	1 047	6 937	3 959	ARAB EMIRAT	11	4 625	2 639
SRI LANKA	13	2 100	1 199	OMAN		142	81
NEPAL	8	182	104	PAKISTAN		86	49
THAILAND	382	67 362	38 015	INDIA	9	556	332
INDONESIA	29	1 693	957	SRI LANKA		106	59
MALAYSIA		6 428	3 599	THAILAND	11	1 605	903
BRUNEI	1	80	46	INDONESIA	1	184	103
SINGAPORE	1	816	462	MALAYSIA	1	1 152	656
PHILIPPINES	493	2 930	1 682	BRUNEI	21	750	435
CHINA	864	17 248	9 726	SINGAPORE	31	7 623	4 326
SOUTH KOREA	4 716	29 268	16 670	PHILIPPINES	1	819	462
JAPAN	121	14 780	8 384	CHINA	1	252	143
TAIWAN	3 928	36 138	20 429	SOUTH KOREA	13	5 241	2 941
HONG KONG	4 969	71 218	40 399	JAPAN	281	49 192	27 854
NEW ZEALAND	3	265	154	TAIWAN	8	2 417	1 358
EXPORTS	10 988	1 179 832	670 371	HONG KONG	184	27 488	15 511
FRANCE	1 147	65 809	37 488	AUSTRALIA	79	14 289	7 983
BELGIUM LUX	628	53 623	30 628	NEW ZEALAND	1	451	254
NETHERLANDS	1 489	117 693	66 971	AMER OCEANIA	4	630	357
ITALY	631	23 699	13 482	NEW CALEDON		87	49
UNTD KINGDOM	751	67 124	38 098	FIJI		159	90
IRELAND	31	1 997	1 129	FR POLYNESIA		294	172
DENMARK	251	25 633	14 530	SHIPS SUPPL		283	163
GREECE	84	3 726	2 078	898 MUSICAL INSTRUMENTS, ETC.			
PORTUGAL	21	1 795	1 021	IMPORTS	835 405	2 789 659	1 587 900
SPAIN	487	7 339	4 182	FRANCE	113 098	249 665	142 749
CANARY IS	6	596	331	BELGIUM LUX	10 838	55 679	31 429
CEUTA MEL	2	122	69	NETHERLANDS	83 960	221 809	126 050
ICELAND	8	2 301	1 297	ITALY	28 499	81 290	46 241
NORWAY	173	26 575	15 083	UNTD KINGDOM	89 569	311 631	177 912
SWEDEN	352	27 090	15 333	IRELAND	19 943	168 118	95 864
FINLAND	142	13 622	7 735	DENMARK	9 384	44 608	25 418
SWITZERLAND	1 522	296 792	169 071	GREECE	576	2 257	1 293
AUSTRIA	1 033	164 057	93 157	PORTUGAL	1 488	2 085	1 169
ANDORRA	3	661	383	SPAIN	1 341	8 170	4 666
MALTA	1	106	63	NORWAY	194	2 995	1 699
YUGOSLAVIA	242	6 537	3 687	SWEDEN	2 193	13 160	7 449
TURKEY	106	4 013	2 262	FINLAND	1 409	3 677	2 091
SOVIET UNION		417	237	SWITZERLAND	12 319	64 552	36 721
POLAND	1	3 881	2 191	AUSTRIA	17 328	60 043	34 150
CZECHOSLOVA	2	4 298	2 419	YUGOSLAVIA	2 495	2 791	1 592
HUNGARY	13	1 758	1 003	TURKEY	7 640	13 320	7 570
ROMANIA	7	108	63	SOVIET UNION	577	482	272
BULGARIA	9	2 225	1 304	POLAND	1 253	1 187	670
MOROCCO	13	773	439	CZECHOSLOVA	2 413	4 337	2 461
ALGERIA	20	594	319	HUNGARY	801	1 566	898
TUNISIA	16	3 061	1 629	ROMANIA	142	213	118
EGYPT		1 492	854	BULGARIA	406	738	417
LIBERIA	3	112	63	SENEGAL	33	156	86
IVORY COAST	7	520	297	CAMEROON	104	73	40
TOGO	2	140	81	ZAIRE	2	225	128
BENIN	6	281	157				



6 IMPORTS AND EXPORTS (SPECIAL TRADE) BY GROUPS OF THE SITC-REV. III AND BY COUNTRIES OF PRODUCTION AND CONSUMPTION 1988

GROUP COUNTRY	DT = 100 KG	1 000 DM	1 000 \$	GROUP COUNTRY	DT = 100 KG	1 000 DM	1 000 \$
REP S AFRICA	229	597	348	SYRIA	104	251	138
USA	68 223	505 963	287 102	IRAQ	35	292	167
CANADA	1 225	7 377	4 207	IRAN	368	1 251	700
MEXICO	89	385	213	ISRAEL	2 251	7 628	4 330
VENEZUELA	23	61	34	JORDAN	44	261	146
BRAZIL	127	399	223	SAUDI ARABIA	625	2 675	1 514
ISRAEL	215	2 441	1 394	KUWAIT	532	1 744	988
ARAB EMIRAT	108	203	122	BAHRAIN	18	176	99
PAKISTAN	58	111	65	QATAR	27	198	109
INDIA	169	609	347	ARAB EMIRAT	295	1 087	629
THAILAND	932	1 159	664	OMAN	26	232	131
INDONESIA	1 256	2 480	1 415	AFGHANISTAN	64	447	248
SINGAPORE	887	9 856	5 677	PAKISTAN	116	306	170
PHILIPPINES	187	1 608	913	INDIA	216	2 399	1 369
CHINA	21 462	26 594	15 063	SRI LANKA	26	236	134
SOUTH KOREA	47 729	73 077	41 488	THAILAND	127	695	389
JAPAN	248 854	777 965	443 086	VIETNAM	180	519	288
TAIWAN	10 662	24 373	13 801	INDONESIA	122	560	321
HONG KONG	24 398	36 473	20 819	MALAYSIA	64	663	375
MACAO	217	668	387	SINGAPORE	1 129	9 644	5 596
AUSTRALIA	199	1 872	1 065	PHILIPPINES	8	113	67
UNID COUNTR	6	64	36	CHINA	1 706	7 543	4 302
EXPORTS	897 202	2 901 439	1 653 385	NORTH KOREA	22	323	181
FRANCE	174 932	437 997	250 145	SOUTH KOREA	797	8 142	4 633
BELGIUM LUX	26 382	101 155	57 703	JAPAN	8 909	89 792	51 188
NETHERLANDS	118 721	324 250	184 566	TAIWAN	1 357	7 301	4 116
ITALY	67 177	216 605	129 839	HONG KONG	2 595	11 227	6 377
UNTD KINGDOM	148 604	392 510	222 862	AUSTRALIA	10 333	30 288	17 325
IRELAND	2 386	5 850	3 330	NEW ZEALAND	1 237	4 712	2 648
DENMARK	25 332	73 826	42 104	NEW CALEDON	32	81	50
GREECE	3 583	11 541	6 601	FR POLYNESIA	20	79	39
PORTUGAL	8 205	25 093	14 346	899 MISC MANUFCTRD GOODS NES			
SPAIN	36 849	102 556	58 646	IMPORTS	1 136 688	1 702 953	969 012
CANARY IS	829	1 983	1 133	FRANCE	43 093	121 443	69 418
CEUTA MEL	7	64	37	BELGIUM LUX	14 334	33 652	19 183
ICELAND	304	1 904	1 081	NETHERLANDS	154 952	151 974	86 394
NORWAY	6 860	25 226	14 369	ITALY	72 804	126 559	72 382
SWEDEN	30 101	82 627	46 975	UNTD KINGDOM	48 061	69 341	39 540
FINLAND	8 501	31 097	17 740	IRELAND	3 468	16 406	9 369
SWITZERLAND	45 113	266 815	152 246	DENMARK	12 150	39 353	22 391
AUSTRIA	45 139	206 493	117 824	GREECE	658	3 889	2 219
ANDORRA	910	2 442	1 380	PORTUGAL	44 246	16 866	9 743
MALTA	707	1 743	1 005	SPAIN	5 956	12 688	7 296
YUGOSLAVIA	4 421	16 505	9 350	NORWAY	3 550	2 969	1 692
TURKEY	2 083	7 704	4 355	SWEDEN	14 952	30 410	17 311
SOVIET UNION	8 689	31 182	17 791	FINLAND	1 340	4 487	2 565
POLAND	5 217	16 665	9 475	SWITZERLAND	45 849	217 189	123 298
CZECHOSLOVA	2 455	12 390	7 015	AUSTRIA	8 225	43 266	24 644
HUNGARY	5 037	14 878	8 453	MALTA		87	47
ROMANIA	401	1 552	877	YUGOSLAVIA	65 306	21 942	12 571
BULGARIA	1 376	5 223	2 967	TURKEY	3 121	3 554	2 030
ALBANIA	64	253	141	SOVIET UNION	9	820	468
MOROCCO	465	1 930	1 091	POLAND	18 177	6 499	3 679
ALGERIA	427	1 233	700	CZECHOSLOVA	22 576	7 015	4 000
TUNISIA	471	1 271	716	HUNGARY	31 132	10 140	5 773
LIBYA	222	5 982	3 416	ROMANIA	26 679	12 556	7 151
EGYPT	210	975	547	BULGARIA	1 586	268	155
BURKINA FASO	7	56	35	ALBANIA	1 194	984	566
IVORY COAST	43	182	101	MOROCCO	786	612	346
GHANA	49	104	56	BURKINA FASO	115	241	139
NIGERIA	174	545	311	KENYA	577	709	395
CAMEROON	19	113	61	MOZAMBIQUE		169	97
ZAIRE	129	741	395	MADAGASCAR	78	64	39
RWANDA	28	55	31	MAURITIUS	23	389	215
ETHIOPIA	12	57	31	REP S AFRICA	1 172	2 764	1 571
SOMALIA		299	170	LESOTHO	1 858	1 706	957
KENYA	48	173	99	USA	6 544	158 015	89 697
UGANDA	5	60	33	CANADA	429	11 303	6 467
MOZAMBIQUE	27	145	88	MEXICO	344	507	290
REUNION	26	71	41	PANAMA	14	99	53
MAURITIUS	26	91	51	HAITI	370	269	155
ZIMBABWE	5	160	87	DOMINIC REP	16	192	110
REP S AFRICA	3 796	17 079	9 636	TRINIDAD TOB		103	60
SWAZILAND	10	132	72	VENEZUELA	78	83	47
USA	68 125	223 442	127 235	ECUADOR	102	222	124
CANADA	4 520	17 169	9 810	PERU	21	101	57
MEXICO	324	2 244	1 248	BRAZIL	147	2 674	1 535
BERMUDA	21	86	50	URUGUAY	8	456	264
GUATEMALA	25	136	80	CYPRUS	1	68	41
COSTA RICA	6	67	35	ISRAEL	164	763	439
CUBA	21	163	91	PAKISTAN	77	128	74
BARBADOS	23	91	52	INDIA	1 064	2 470	1 400
NETH ANTILL	33	103	57	BANGLADESH	829	720	410
COLOMBIA	45	229	127	SRI LANKA	1 415	1 229	696
VENEZUELA	672	3 250	1 839	THAILAND	8 582	12 195	6 903
SURINAME	92	179	107	VIETNAM	1 571	450	253
ECUADOR	13	132	76	INDONESIA	4 946	4 260	2 421
PERU	87	401	226	MALAYSIA	996	5 011	2 872
BRAZIL	2 027	7 885	4 427	SINGAPORE	4 486	7 907	4 465
CHILE	94	542	305	PHILIPPINES	17 452	23 349	13 240
PARAGUAY	16	111	60	CHINA	272 328	202 382	114 728
URUGUAY	32	279	155	SOUTH KOREA	14 463	51 087	28 985
ARGENTINA	699	2 509	1 430	JAPAN	31 683	87 785	49 920
CYPRUS	96	585	320	TAIWAN	93 288	124 389	70 763
LEBANON	128	340	187				

6 IMPORTS AND EXPORTS (SPECIAL TRADE) BY GROUPS OF THE SITC-REV. III AND BY COUNTRIES OF PRODUCTION AND CONSUMPTION 1988

GROUP COUNTRY	DT = 100 KG	1 000 DM	1 000 \$	GROUP COUNTRY	DT = 100 KG	1 000 DM	1 000 \$
HONG KONG	24 768	36 789	20 888	NORTH YEMEN	152	2 005	1 183
MACAO	209	620	358	AFGHANISTAN	15	206	119
AUSTRALIA	53	4 866	2 800	PAKISTAN	169	963	564
NEW ZEALAND	7	993	565	INDIA	324	3 164	1 784
EXPORTS	680 416	1 571 356	893 434	SRI LANKA	486	3 182	1 800
FRANCE	87 170	170 464	97 326	THAILAND	333	1 728	976
BELGIUM LUX	47 237	74 177	42 279	INDONESIA	225	611	343
NETHERLANDS	102 686	160 589	91 377	MALAYSIA	220	918	511
ITALY	27 883	91 228	52 055	SINGAPORE	1 499	7 376	4 138
UNTD KINGDOM	37 081	109 952	62 502	PHILIPPINES	459	1 272	715
IRELAND	2 634	9 045	5 138	MONGOLIA	96	462	269
DENMARK	48 261	47 535	27 067	CHINA	237	2 482	1 409
GREECE	7 846	28 761	16 360	SOUTH KOREA	861	6 068	3 435
PORTUGAL	17 223	37 092	21 095	JAPAN	3 227	30 690	17 431
SPAIN	11 867	42 726	24 393	TAIWAN	595	4 076	2 308
CANARY IS	463	1 313	729	HONG KONG	2 304	9 185	5 197
ICELAND	582	1 469	814	AUSTRALIA	1 770	11 004	6 222
NORWAY	7 355	20 664	11 685	NEW ZEALAND	72	659	362
SWEDEN	18 097	49 585	28 236	FR POLYNESIA	24	122	71
FINLAND	11 607	27 044	15 370	SHIPS SUPPL	1	543	308
SWITZERLAND	62 827	155 159	87 936	931 SPEC. TRANSACT. NOT CLASSD			
AUSTRIA	79 741	125 409	71 254	IMPORTS	4 897 318	10 684 168	6 072 291
ANDORRA	67	309	173	EXPORTS	5 149 641	5 441 341	3 100 921
MALTA	819	3 995	2 264	941 COMPL IND PLANT CHAPT 99			
YUGOSLAVIA	7 661	49 713	28 304	EXPORTS	135 970	234 993	133 521
TURKEY	5 101	19 033	10 855	FRANCE	7	361	215
SOVIET UNION	247	1 377	794	BELGIUM LUX	62	535	311
POLAND	2 637	16 062	9 178	NETHERLANDS	1 181	3 362	1 988
CZECHOSLOVA	1 319	6 135	3 485	ITALY	68	166	92
HUNGARY	1 150	10 964	6 255	UNTD KINGDOM	953	764	421
ROMANIA	2 238	11 814	6 710	DENMARK	6 115	5 555	3 217
BULGARIA	462	3 050	1 741	GREECE	95	73	38
ALBANIA	42	257	144	SPAIN	35	83	49
MOROCCO	802	6 157	3 532	NORWAY	140	2 149	1 180
ALGERIA	112	1 103	629	SWEDEN	51	759	433
TUNISIA	1 783	8 503	4 845	FINLAND	3 302	3 095	1 758
LIBYA	191	771	427	SWITZERLAND	175	165	91
EGYPT	264	1 246	691	AUSTRIA	357	669	361
SUDAN	199	327	188	TURKEY	20 642	62 398	35 874
GUIN BISSAU	6	74	44	SOVIET UNION	27 557	43 905	24 565
IVORY COAST	47	118	66	HUNGARY	154	280	167
GHANA	19	155	89	BULGARIA	37	183	108
TOGO	28	126	70	MOROCCO	110	227	137
NIGERIA	398	300	161	LIBYA	8 382	8 956	5 060
ZAIRE	5	54	30	EGYPT	1 672	2 497	1 445
ANGOLA	99	747	409	SUDAN	1 301	693	388
ETHIOPIA	31	453	247	MALI	1 834	1 042	606
KENYA	90	461	253	GHANA	168	234	132
TANZANIA	21	128	73	NIGERIA	4 678	4 344	2 488
REUNION	85	171	98	ZAIRE	2 161	2 343	1 300
MAURITIUS	134	529	296	SOMALIA	26	181	104
ZAMBIA	47	330	189	TANZANIA	353	790	460
ZIMBABWE	103	468	268	ZAMBIA	371	1 893	1 014
REP S AFRICA	3 790	11 001	6 224	REP S AFRICA	35	67	38
LESOTHO	1 949	666	381	USA	377	2 333	1 259
USA	49 642	115 370	65 465	PERU	29	59	36
CANADA	3 951	14 940	8 427	BRAZIL	14	75	42
MEXICO	152	2 080	1 182	CHILE	58	56	31
GUATEMALA	60	196	109	ARGENTINA	1 152	6 532	3 833
EL SALVADOR	28	105	57	IRAQ	9 853	10 981	6 256
NICARAGUA		56	32	IRAN	2 130	3 110	1 770
COSTA RICA	31	216	117	SAUDI ARABIA	2 110	1 669	918
PANAMA	6	67	37	ARAB EMIRAT	1 272	1 610	903
CUBA	14	366	204	PAKISTAN	1 787	4 771	2 827
HAITI	43	301	177	INDIA	1 556	2 469	1 410
DOMINIC REP	31	70	44	SRI LANKA	2 523	1 783	1 014
GUADELOUPE	98	129	78	NEPAL	982	2 826	1 696
MARTINIQUE	441	402	229	THAILAND	2 735	7 717	4 333
ST LUCIA	146	129	70	INDONESIA	15 981	10 355	5 891
BARBADOS	67	63	38	CHINA	8 954	13 592	7 726
TRINIDAD TOB	28	79	45	NORTH KOREA	18	275	162
NETH ANTILL	70	203	111	SOUTH KOREA	1 285	14 820	8 147
COLOMBIA	26	538	302	JAPAN	12	256	137
VENEZUELA	108	1 405	806	TAIWAN	1	71	42
ECUADOR	90	265	150	HONG KONG	609	1 544	867
PERU	224	1 003	564	NEW ZEALAND	88	83	47
BRAZIL	87	6 701	3 783	961 COIN NONGOLD NONCURRENT			
CHILE	214	1 543	871	IMPORTS	3 489	122 556	69 638
BOLIVIA	46	194	108	FRANCE	15	2 224	1 261
PARAGUAY	38	128	68	BELGIUM LUX	6	630	354
URUGUAY	132	459	254	NETHERLANDS	17	1 881	1 074
ARGENTINA	287	1 873	1 048	ITALY	79	722	417
CYPRUS	401	910	511	UNTD KINGDOM	105	9 841	5 704
LEBANON	256	573	320	DENMARK	3	106	64
SYRIA	452	696	395	PORTUGAL	3	635	356
IRAQ	578	3 092	1 720	SPAIN	5	380	209
IRAN	360	2 978	1 703	SWEDEN	1	270	154
ISRAEL	2 426	6 837	3 887	SWITZERLAND	70	5 866	3 335
JORDAN	103	581	338				
SAUDI ARABIA	2 076	5 856	3 287				
KUWAIT	591	1 766	985				
BAHRAIN	160	398	219				
QATAR	112	245	143				
ARAB EMIRAT	723	1 645	945				
OMAN	36	182	98				

6 IMPORTS AND EXPORTS (SPECIAL TRADE) BY GROUPS OF THE SITC-REV. III AND BY COUNTRIES OF PRODUCTION AND CONSUMPTION 1988

GROUP COUNTRY	DT = 100 KG	1 000 DM	1 000 \$	GROUP COUNTRY	DT = 100 KG	1 000 DM	1 000 \$
AUSTRIA	692	10 374	5 990	NEW ZEALAND	1	1 164	663
VATICAN CITY		50	30	EXPORTS	2 562	1 115 754	641 059
MALTA	1	86	49	FRANCE	33	10 788	6 167
TURKEY	3	713	414	BELGIUM LUX	1 520	108 037	62 297
SOVIET UNION	46	2 527	1 418	NETHERLANDS	25	24 960	14 082
POLAND	2	391	221	ITALY	113	112 645	64 221
CZECHOSLOVA		111	60	UNTD KINGDOM	164	84 766	49 184
HUNGARY	4	318	182	IRELAND	3	306	174
BULGARIA	8	712	413	DENMARK		2 301	1 301
EGYPT		60	35	GREECE		2 363	1 365
USA	250	17 152	9 835	PORTUGAL		3 244	1 881
CANADA	162	19 565	11 295	SPAIN	26	41 118	23 222
MEXICO	1	123	72	NORWAY	2	8 648	5 003
CUBA	8	863	490	SWEDEN	37	18 395	10 546
ECUADOR	1 800	828	439	FINLAND		921	524
ISRAEL	1	188	105	SWITZERLAND	323	432 486	252 123
SINGAPORE	5	358	206	AUSTRIA	38	29 307	16 682
CHINA	27	3 245	1 845	ANDORRA		783	447
NORTH KOREA	1	113	61	MALTA		1 056	616
SOUTH KOREA	70	7 405	4 207	YUGOSLAVIA	18	1 226	691
JAPAN	4	468	268	TURKEY	4	2 534	1 452
AUSTRALIA	27	25 263	13 933	POLAND		1 058	628
NEW ZEALAND		54	30	CZECHOSLOVA		2 779	1 593
N ZEAL OCEAN	12	373	212	HUNGARY	40	1 237	693
EXPORTS	4 267	27 378	15 597	BULGARIA		756	437
FRANCE	75	283	158	EGYPT		391	221
BELGIUM LUX	174	546	312	MAURITIUS		301	174
NETHERLANDS	24	975	549	REP S AFRICA		99	61
ITALY	4	183	106	USA	5	18 220	10 484
UNTD KINGDOM	6	84	47	CANADA		2 299	1 313
SWITZERLAND	120	7 064	4 059	BERMUDA		55	30
AUSTRIA	25	13 628	7 739	PANAMA		1 113	649
ANDORRA		57	31	CUBA		273	154
USA	5	289	160	BRAZIL	1	1 352	777
BAHAMAS		51	31	CYPRUS	5	13 363	7 539
VENEZUELA	1 479	1 447	835	LEBANON		3 547	1 970
PARAGUAY	2 296	2 012	1 146	ISRAEL		5 845	3 284
ISRAEL	47	172	98	SAUDI ARABIA	6	13 310	7 214
JAPAN	10	368	204	KUWAIT	12	27 480	15 608
971 GOLD, NONMONTY EXCL ORES				ARAB EMIRAT	8	18 400	10 236
IMPORTS	9 561	2 303 226	1 313 494	OMAN		177	98
FRANCE	18	18 831	10 736	INDIA		124	71
BELGIUM LUX	222	79 321	45 361	THAILAND	4	4 822	2 734
NETHERLANDS	287	48 708	26 836	MALAYSIA		370	219
ITALY		887	504	SINGAPORE	10	28 675	16 045
UNTD KINGDOM	72	138 230	79 414	PHILIPPINES		1 594	906
IRELAND		130	75	CHINA		92	51
DENMARK	18	4 792	2 750	SOUTH KOREA	133	27 610	15 642
GREECE		69	38	JAPAN	9	2 049	1 168
SPAIN	234	27 841	15 789	TAIWAN	1	976	561
NORWAY		2 669	1 497	HONG KONG	22	50 996	28 237
SWEDEN	219	67 244	38 397	AUSTRALIA		165	98
FINLAND	3	8 024	4 470	972			
SWITZERLAND	741	300 420	172 161	IMPORTS	86	260 789	150 161
AUSTRIA	66	12 871	7 249	FRANCE		1 317	758
YUGOSLAVIA	2	1 643	938	BELGIUM LUX	2	4 388	2 606
SOVIET UNION	74	179 518	99 773	NETHERLANDS		277	156
CZECHOSLOVA	299	4 622	2 735	UNTD KINGDOM	6	14 961	8 667
HUNGARY		236	132	PORTUGAL		157	89
BULGARIA	20	1 310	740	SWITZERLAND		5 484	3 154
MOROCCO	10	350	199	AUSTRIA		2 538	1 449
MALI		57	32	TURKEY		620	351
SENEGAL		1 138	618	SOVIET UNION		1 383	769
GUINEA		71	39	REP S AFRICA	2	4 423	2 650
SIERRA LEONE		55	31	USA	17	47 460	27 347
TOGO		241	135	CANADA	42	118 742	68 578
ZAIRE		58	34	MEXICO		1 077	624
BURUNDI		565	335	ISRAEL		89	52
MAURITIUS		274	156	SINGAPORE		262	142
ZIMBABWE	40	105 506	58 140	CHINA	1	4 345	2 444
REP S AFRICA	223	611 577	355 045	SOUTH KOREA		5 333	3 047
CANADA	99	173 663	99 078	JAPAN		223	123
MEXICO	21	2 097	1 112	HONG KONG		2 547	1 391
PANAMA		185	99	AUSTRALIA	16	44 604	25 454
CUBA	45	61 567	33 776	N ZEAL OCEAN		354	198
NETH ANTILL		396	234	EXPORTS	400	142 517	81 028
FRENCH GUIAN		143	80	FRANCE		724	425
ECUADOR		744	425	BELGIUM LUX	22	39 273	22 346
BRAZIL		142	76	NETHERLANDS	162	112	62
CHILE	96	38 104	21 587	ITALY		377	216
BOLIVIA	88	6 008	3 388	UNTD KINGDOM		636	346
ISRAEL		754	445	SWITZERLAND	106	50 727	28 317
KUWAIT		625	349	AUSTRIA	57	27 505	15 880
INDIA		347	202	REP S AFRICA	4	10 692	6 274
MALAYSIA		134	76	USA	2	9 652	5 524
SINGAPORE	24	5 467	3 135	BAHAMAS		71	43
PHILIPPINES	1	209	122	ISRAEL	1	1 724	1 027
NORTH KOREA	24	42 849	24 899	JAPAN		504	273
SOUTH KOREA	4	15 777	8 995	HONG KONG		389	220
JAPAN		1 042	593	TOTAL IMPORTS	3 506 473 212	439 609 422	250 443 392
AUSTRALIA	50	121 438	69 174	EXPORTS	1 834 610 952	567 653 979	323 277 141
PAPUA NEW G	46	68 862	39 023				

7 IMPORTS AND EXPORTS (SPECIAL TRADE) BY COUNTRIES OF PRODUCTION AND CONSUMPTION AND BY GROUPS OF THE SITC-REV. III 1988

GROUP DESCRIPTION	DT = 100 KG	1 000 DM	1 000 \$	GROUP DESCRIPTION	DT = 100 KG	1 000 DM	1 000 \$
FRANCE				531 SYNTH.COLOURS,LAKES,ETC.	31 010	70 591	40 419
IMPORTS	280 499 328	53 052 048	30 273 352	532 DYEING,TANNING MATERIALS	19 222	4 682	2 676
001 LIVE ANIMALS	281 460	171 579	97 832	533 PIGMENTS, PAINTS, ETC.	715 487	240 188	136 505
011 BOVINE MEAT	680 331	485 396	276 505	541 MEDICINES,ETC.EXC.GRPS42	36 531	133 827	76 299
012 OTHER MEAT, MEAT OFFAL	560 276	258 039	146 899	542 MEDICAMENTS	85 552	450 878	257 056
016 MEAT,ED.OFFL.DRY,SLT,SMK	7 268	7 087	4 045	551 ESSNTL.OIL,PERFUME,FLAVR	37 358	139 350	79 141
017 MEAT,OFFL.PRPD,PRSD,NES	86 955	83 897	47 765	553 PERFUMERY,COSMETICS,ETC.	210 980	618 255	352 198
022 MILK AND CREAM	854 154	147 027	84 174	554 SOAP,CLEANERS,POLISH,ETC	484 599	107 570	61 462
023 BUTTER,OTHER FAT OF MILK	39 267	26 475	15 151	562 FERTILIZER,EXCEPT GRP272	3 493 670	75 776	42 852
024 CHEESE AND CURD	787 201	687 894	392 168	571 POLYMERS OF ETHYLENE	2 203 565	432 093	246 277
025 EGGS,BIRDS,YOLKS,ALBUMIN	22 423	8 194	4 656	572 POLYMERS OF STYRENE	1 010 447	263 892	150 368
034 FISH,FRESH,CHILLED,FROZN	102 914	58 408	33 439	573 POLYMERS,VINYL CHLORIDE	962 006	197 118	112 306
035 FISH,DRIED,SALTED,SMOKED	1 695	4 421	2 536	574 POLYACETAL,POLYCARBONATE	141 267	47 374	26 918
036 CRUSTACEANS,MOLLUSCS ETC	17 067	18 575	10 615	575 OTH.PLASTIC,PRIMARY FORM	1 830 804	579 928	331 100
037 FISH ETC.PRPD,PRSD,NES	34 065	22 655	12 905	579 PLASTIC WASTE, SCRAP ETC	45 903	5 696	3 207
041 WHEAT, MESLIN, UNMILLED	8 477 970	350 549	198 850	581 PLASTIC TUBE,PIPE,HOSE	53 860	52 988	30 262
042 RICE	68 985	8 416	4 769	582 PLASTIC PLATE,SHEETS,ETC	502 744	318 613	181 746
043 BARLEY, UNMILLED	1 117 411	48 285	27 655	583 MONOFILAMENT OF PLASTICS	53 513	29 427	16 960
044 MAIZE UNMILLED	9 044 024	474 885	272 049	591 INSECTICIDES, ETC.	136 851	150 073	87 191
045 OTHER CEREALS, UNMILLED	311 918	16 288	9 286	592 STARCHES,INULIN,ETC.	673 261	151 852	86 312
046 MEAL,FLOUR OF WHEAT,MSLN	590 147	46 542	26 620	593 EXPLOSIVES,PYROTECHNICS	1 954	15 038	8 544
047 OTHER CEREAL MEAL,FLOURS	121 435	5 452	3 076	597 PREPDR ADDITIVES,LIQUIDS	486 998	144 635	82 287
048 CEREAL PREPARATIONS	2 466 786	327 825	186 423	598 MISC.CHEMICAL PRODTS.NES	2 801 968	316 335	180 333
054 VEGETABLES	4 790 400	560 989	324 872	611 LEATHER	12 350	71 684	41 138
055 VEGETABLES,PRPD,PRSD,NES	1 449 081	327 521	187 090	612 MANUFACT.LEATHER ETC.NES	352	1 598	916
057 FRUIT,NUTS EXCL.OIL NUTS	1 840 616	275 960	155 577	613 FURSKINS,TANNED,DRESSED	990	17 791	10 095
058 FRUIT,PRESERVED,PREPARED	177 479	50 339	28 696	621 MATERIALS OF RUBBER	1 270 265	135 447	77 282
059 FRUIT, VEGETABLE JUICES	458 897	32 836	18 740	625 RUBBER TYRES,TUBES,ETC.	1 172 955	825 263	471 030
061 SUGARS,MOLASSES,HONEY	1 869 457	229 651	131 104	629 ARTICLES OF RUBBER, NES	99 842	187 159	107 219
062 SUGAR CONFECTIONERY	89 183	52 667	30 086	633 CORK MANUFACTURES	4 279	2 313	1 318
071 COFFEE,COFFEE SUBSTITUTE	46 996	25 843	14 541	634 VENEERS,PLYWOOD,ETC.	1 490 451	165 892	94 649
072 COCOA	17 559	9 434	5 354	635 WOOD MANUFACTURES, NES	210 543	54 512	31 083
073 CHOCOLATE,OTH.COCOA PREP	226 388	138 171	78 308	641 PAPER AND PAPERBOARD	5 620 575	1 017 220	579 095
074 TEA AND MATE	81	263	148	642 PAPER,PAPERBOARD,CUT ETC	763 376	263 089	150 198
075 SPICES	13 373	6 781	3 869	651 TEXTILE YARN	312 069	389 356	222 695
081 ANIMAL FEED STUFF	2 381 189	95 102	54 243	652 COTTON FABRICS, WOVEN	76 392	159 788	91 642
091 MARGARINE AND SHORTENING	508	78	43	653 FABRICS,MAN-MADE FIBRES	143 185	363 641	207 226
098 EDIBLE PROD.PREPRTNS,NES	379 731	97 700	55 881	654 OTH.TEXTILE FABRIC,WOVEN	117 534	160 215	91 552
111 NON-ALCOHOL. BEVERAGE,NES	2 296 021	96 607	55 061	655 KNIT.CROCHET,FABRIC NES	20 607	50 012	28 595
112 ALCOHOLIC BEVERAGES	3 874 212	1 399 145	764 977	656 TULLE,LACE,EMBROIDRY,ETC	12 332	64 510	36 895
121 TOBACCO, UNMANUFACTURED	40 388	25 266	14 306	657 SPECIAL YARN,TXTL.FABRIC	173 043	160 170	91 258
122 TOBACCO, MANUFACTURED	26 618	29 343	16 625	658 TEXTILE ARTICLES NES	23 664	57 941	33 197
211 HIDES,SKINS(EX.FURS),RAW	77 164	30 773	17 560	659 FLOOR COVERINGS, ETC.	35 765	20 361	11 630
212 FURSKINS, RAW	302	2 146	1 253	661 LIME,CEMENT,CONSTR.MATRL	6 474 476	146 652	83 268
222 OILSEED(SFT.FIX VEG.OIL)	13 356 394	1 156 612	662 365	662 CLAY,REFCRT.CONSTR.MATRL	3 043 649	169 862	96 687
223 OILSEED(OTH.FIX.VEG.OIL)	17 163	1 485	828	663 MINERAL MANUFACTURES,NES	1 191 163	210 887	120 583
231 NATURAL RUBBER, ETC.	13 090	3 158	1 823	664 GLASS	686 421	110 652	63 045
232 SYNTHETIC RUBBER, ETC.	956 790	234 298	133 822	665 GLASSWARE	690 345	226 867	129 638
244 CORK,NATURAL,RAW;WASTE	1 528	138	76	666 POTTERY	59 282	34 281	19 552
245 FUEL WOOD, WOOD CHARCOAL	76 713	2 259	1 301	667 PEARLS,PRECIOUS STONES			
246 WOOD IN CHIPS, PARTICLES	2 662 890	13 740	7 861	671 PIG IRON, SPIEGELEISN,ETC	1 012 310	133 284	75 954
247 WOOD ROUGH,ROUGH SQUARED	2 810 662	92 899	53 490	672 INGOTS ETC.IRON OR STEEL	1 414 488	111 788	63 810
248 WOOD, SIMPLY WORKED	1 098 329	95 941	54 749	673 FLAT-ROLLED IRON ETC.	5 566 550	516 435	295 306
251 PULP AND WASTE PAPER	1 184 302	94 970	53 917	674 FLAT-ROLLED PLATED IRON	3 383 476	422 029	240 923
261 SILK	35	128	73	675 FLAT-ROLLED, ALLOY STEEL	1 086 899	383 395	217 406
263 COTTON	55 401	5 769	3 308	676 IRON,STL.BAR,SHAPES ETC.	6 522 767	615 435	350 458
265 VEGETABLE TEXTILE FIBRES	2 722	1 139	648	677 RAILWAY TRACK IRON,STEEL	3 979	468	257
266 SYNTHETIC FIBRES	97 283	41 033	23 486	678 WIRE OF IRON OR STEEL	547 709	112 284	64 170
267 OTHER MAN-MADE FIBRES	36 313	8 615	4 919	679 TUBES,PIPES,ETC.IRON,STL	1 278 931	253 536	144 750
268 WOOL, OTHER ANIMAL HAIR	133 694	195 715	111 853	681 SILVER,PLATINUM,ETC.	373	38 595	21 928
269 WORN CLOTHING,TEXTL.ARTL	18 816	2 265	1 287	682 COPPER	755 295	374 220	213 381
272 FERTILIZERS, CRUDE	174 985	1 266	683 NICKEL	56 401	100 054	56 599	
273 STONE, SAND AND GRAVEL	79 607 767	98 295	55 777	684 ALUMINIUM	1 248 805	673 502	382 550
274 SULPHUR,UNRSTD.IRON PYRS	29 695	2 106	1 205	685 LEAD	248 341	30 593	17 450
277 NATURAL ABRASIVES, NES	1 656	259	143	686 ZINC	406 269	100 074	56 729
278 OTHER CRUDE MINERALS	12 126 852	132 453	75 397	687 TIN	75	162	92
282 FERROUS WASTE AND SCRAP	3 443 397	92 660	52 620	689 MISC.NON-FERR.BASE METAL	55 681	37 099	21 106
283 COPPER ORES,CONCENTRATES	57 393	14 567	8 506	691 METALLIC STRUCTURES NES	760 085	185 826	105 968
285 ALUMINIUM ORE,CONCTR.ETC	166 856	14 717	8 564	692 CONTAINERS,STORAGE,TRNSP	102 646	54 098	30 733
287 ORE,CONCENTR.BASE METALS	1 603	312	184	693 WIRE PRODUCTS EXCL.ELECT	319 433	59 356	33 889
288 NON-FERROUS WASTE,SCRAP	1 114 369	323 798	183 896	694 NAILS,SCREWS,NUTS,ETC.	152 422	78 060	44 528
289 PREC.METAL ORES,CONCTRSTS	382	6 736	3 855	695 TOOLS	39 731	152 667	87 135
291 CRUDE ANIMAL MATERLS,NES	92 111	50 853	29 062	696 CUTLERY	5 051	22 302	12 683
292 CRUDE VEG.MATERIALS, NES	240 767	90 878	52 305	697 HOUSEHOLD EQUIPMENT,NES	84 335	74 715	42 602
321 COAL,NOT AGGLOMERATED	5 703 870	108 604	61 978	699 MANUFACTS.BASE METAL,NES	588 654	380 620	216 901
322 BRIQUETTES,LIGNITE,PEAT	20 375	247	142	711 STEAM GENER.BOILERS,ETC.	8 615	5 563	3 146
325 COKE,SEMI-COKE,RET.CARBN	1 368 111	27 390	15 559	712 STEAM TURBINES	2 812	9 915	5 654
333 PETROLEUM OILS, CRUDE	5 555	259	146	713 INTRNL COMBUS PSTN ENGIN	332 544	574 208	326 877
334 PETROLEUM PRODUCTS	19 601 016	600 337	341 990	714 ENGINES,MOTORS NON-ELECT	6 100	221 265	125 363
335 RESIDUAL PETROL PRODUCTS	2 028 259	72 206	41 091	716 ROTATING ELECTRIC PLANT	251 837	269 028	153 157
342 LIQUEFIED PROPANE,BUTANE	101 354	7 674	4 347	718 OTH.PWR.GENRTNG.MACHNRY	14 950	112 592	65 720
344 PETROLEUM GASES, NES	446 477	13 158	7 371	721 AGRIC.MACHINES,EX.TRACTR	141 340	120 113	68 448
351 ELECTRIC CURRENT	316 612	21 276	12 045	722 TRACTORS	59 975	61 916	35 449
411 ANIMAL OILS AND FATS	183 526	14 174	8 091	723 CIVIL ENGINEERING EQUIPT	351 097	263 888	150 615
421 FIXED VEG.FAT,OILS, SOFT	161 779	18 118	10 057	724 TEXTILE,LEATHER MACHINES	35 994	102 819	58 944
422 FIXED VEG.FAT,OILS,OTHER	14 169	2 958	1 677	725 PAPER,PULP MILL MACHINES	23 573	63 556	36 309
431 ANIMAL, VEG.FATS,OILS,NES	151 016	12 198	6 905	726 PRINTNG,BOOKBINDNG MACHS	33 805	66 791	37 501
511 HYDROCARBONS,NES,DERIVTS	2 008 079	208 355	119 076	727 FOOD-PROCESS.MCH.NON DOM	11 642	29 597	16 826
512 ALCOHOL,PHENDL,ETC.DERIV	1 086 804	210 999	120 203	728 OTH.MACH.PTS,SPCL INDUST	93 587	209 190	118 784
513 CARBOXYLIC ACIDS,DERIVTS	1 625 077	328 628	187 487	731 METAL REMOVAL WORK TOOLS	16 991	41 318	23 590
514 NITROGEN-FUNCT.COMPOUNDS	1 648 318	511 077	291 856	733 MACH-TOOLS, METAL-WORKING	28 227	37 075	21 077
515 ORGANO-INORGANIC COMPNDS	275 467	181 292	103 462	735 PARTS,NES,FOR MACH-TOOLS	86 325	87 472	49 890
516 OTHER ORGANIC CHEMICALS	670 410	136 976	78 185	737 METALWORKING MACHNRY NES	59 969	54 425	31 006
522 INORGANIC CHEM.ELEMENTS	2 170 706	208 650	119 072	741 HEATING,COOLNG EQUIP,PART	149 782	257 042	145 317
523 METAL.SALTS,INDRGAN.ACID	716 799	77 693	44 299	742 PUMPS FOR LIQUIDS,PARTS	69 532	222 998	127 783
524 OTHER CHEMICAL COMPOUNDS	16 178	12 295	7 085	743 PUMPS NES,CENTRIFUGS ETC	92 588	194 916	111 072
525 RADIO-ACTIVE MATERIALS	17 848	787 075	446 947	744 MECHANICAL HANDLING EQUIP	327 573	218 428	124 506
				745 OTH.NONELECT MCH,TOOL,NES	49 509	100 682	57 022
				746 BALL OR ROLLER BEARINGS	110 664	224 255	128 047

7 IMPORTS AND EXPORTS (SPECIAL TRADE) BY COUNTRIES OF PRODUCTION AND CONSUMPTION AND BY GROUPS OF THE SITC-REV. III 1988

GROUP DESCRIPTION	DT = 100 KG	1 000 DM	1 000 \$	GROUP DESCRIPTION	DT = 100 KG	1 000 DM	1 000 \$
747 TAPS, COCKS, VALVES, ETC.	103 566	223 529	127 559	111 NON-ALCOHOL. BEVERAGE, NES	319 973	36 864	21 077
748 TRANSMISSIONS SHAFTS ETC	101 042	116 088	66 063	112 ALCOHOLIC BEVERAGES	402 230	63 813	36 364
749 NON-ELECT MACH. PARTS, ETC	64 606	112 528	64 223	121 TOBACCO, UNMANUFACTURED	30 291	2 095	1 188
751 OFFICE MACHINES	16 759	91 677	52 132	122 TOBACCO, MANUFACTURED	146 903	369 023	210 404
752 AUTOMAT. DATA PROC. EQUIP	29 617	640 331	365 124	211 HIDES, SKINS (EX. FURS), RAW	48 086	12 540	7 141
759 PARTS, FOR OFFICE MACHINES	19 585	728 600	414 903	212 FURSKINS, RAW	98	1 699	978
761 TELEVISION RECEIVERS ETC	40 196	94 257	53 940	222 OILSEED (SFT. FIX VEG. OIL)	28 274	9 791	5 313
762 RADIO-BROADCAST RECEIVER	4 294	55 716	31 634	223 OILSEED (OTH. FIX. VEG. OIL)	13 508	1 786	1 009
763 SOUND RECORDER, PHONOGRPH	3 943	27 142	15 268	231 NATURAL RUBBER, ETC.	21 126	4 705	2 697
764 TELECOMM. EQUIP. PARTS NES	52 842	569 285	324 938	232 SYNTHETIC RUBBER, ETC.	658 258	131 413	75 245
771 ELECT POWER MACHNY. PARTS	84 285	73 877	42 216	245 FUEL WOOD, WOOD CHARCOAL	44 427	1 103	640
772 ELEC. SWITCH, RELAY, CIRCUIT	101 774	573 078	326 247	246 WOOD IN CHIPS, PARTICLES	1 826 662	21 160	12 014
773 ELECTR DISTRIB. EQPT NES	187 699	138 273	78 767	247 WOOD ROUGH, ROUGH SQUARED	370 926	9 746	5 541
774 ELECTRO-MEDCL. XRAY EQUIP	4 131	50 393	28 743	248 WOOD, SIMPLY WORKED	1 452 068	107 613	61 472
775 DOM. ELEC. NON-ELEC. EQUIPT	312 815	398 370	227 597	251 PULP AND WASTE PAPER	2 220 416	80 739	45 889
776 TRANSISTORS, VALVES, ETC.	46 775	713 862	404 758	261 SILK	550	2 069	1 168
778 ELECTRIC MACH. APPART. NES	428 521	544 173	310 853	263 COTTON	143 033	27 958	15 976
781 PASS. MOTOR VEHCL. EX. BUS	1 582 440	2 281 463	1 307 375	265 VEGETABLE TEXTILE FIBRES	1 211	293	171
782 GOODS, SPL. TRANSPORT VEH	226 251	247 265	141 251	266 SYNTHETIC FIBRES	318 886	137 058	78 579
783 ROAD MOTOR VEHICLES NES	30 080	49 991	28 620	267 OTHER MAN-MADE FIBRES	88 077	28 815	16 470
784 PARTS, TRACTORS, MOTOR VEH	1 745 036	2 067 579	1 182 357	268 WOOL, OTHER ANIMAL HAIR	31 229	34 240	19 518
785 CYCLES, MOTORCYCLES ETC.	38 322	86 760	49 788	269 WORN CLOTHING, TEXTL. ARTL	225 810	17 957	10 313
786 TRAILERS, SEMI-TRAILER, ETC	188 087	151 454	86 625	272 FERTILIZERS, CRUDE	58 728	2 635	1 511
791 RAILWAY VEHICLES, EQUIPNT	129 010	23 367	13 272	273 STONE, SAND AND GRAVEL	2 104 713	11 357	6 471
792 AIRCRAFT, ASSOCTD. EQUIPNT	62 562	6 366 655	3 640 890	274 SULPHUR, UNRSTD. IRON PYRS	1 340 042	22 713	13 001
793 SHIP, BOAT, FLOAT, STRUCTRS	12 162	27 160	15 477	277 NATURAL ABRASIVES, NES	12 951	1 764	987
811 PREFABRICATED BUILDINGS	44 846	16 462	9 381	278 OTHER CRUDE MINERALS	21 038 025	121 874	69 634
812 PLUMBING, SANITRY, EQPT. ETC	220 166	124 075	70 821	281 IRON ORE, CONCENTRATES	5 350	218	124
813 LIGHTING FIXTURES ETC. NES	13 060	36 435	20 672	282 FERROUS WASTE AND SCRAP	3 798 972	85 915	48 717
821 FURNITURE, CUSHIONS, ETC.	349 720	278 518	159 236	285 ALUMINIUM ORE, CONCTR. ETC	195 175	13 297	7 588
831 TRUNK, SUIT-CASES, BAG, ETC	15 434	42 578	24 155	287 ORE, CONCENTR. BASE METALS	319 310	12 839	7 447
841 MENS, BOYS CLOTHING, X-KNIT	11 379	69 021	39 333	288 NON-FERROUS WASTE, SCRAP	498 563	66 821	38 005
842 WOMEN, GIRL CLOTHING, X-KNIT	26 799	285 488	161 772	289 PREC. METAL ORES, CONCTR. ETC	65	173	100
843 MENS, BOYS CLOTHING, KNIT	6 054	42 452	24 243	291 CRUDE ANIMAL MATERLS. NES	713 669	76 722	43 655
844 WOMEN, GIRLS CLOTHING. KNIT	9 830	85 964	49 145	292 CRUDE VEG. MATERIALS, NES	106 284	90 913	52 276
845 OTHR. TEXTILE APPAREL, NES	19 236	200 566	114 098	321 COAL, NOT AGGLOMERATED	13 109 134	350 986	199 514
846 CLOTHING ACCESSRS, FABRIC	6 921	51 124	29 079	322 BRIQUETTES, LIGHTITE, PEAT	3 979 987	82 775	47 289
848 CLOTHING, NONTXL. HEADGEAR	12 904	45 239	25 625	325 COKE, SEMI-COKE, RET. CARBN	7 625 569	271 791	155 681
851 FOOTWEAR	72 156	249 000	141 536	334 RESIDUAL PRODUCTS	6 482 716	162 470	92 992
871 OPTICAL INSTRUMENTS, NES	671	100 124	57 763	335 PETROLEUM PETROL. PRODUCTS	2 983 806	99 005	56 337
872 MEDICAL INSTRUMENTS NES	13 249	135 432	77 098	342 LIQUEFIED PROPANE, BUTANE	204 568	7 622	4 355
873 METERS, COUNTERS, NES	8 285	36 623	20 883	344 PETROLEUM GASES, NES	516 696	3 125	1 786
874 MEASURE, CONTROL INSTRMNT	57 963	589 244	335 690	351 ELECTRIC CURRENT, "MHP"	153 119	7 569	4 320
881 PHOTOGRAPH APPAR. ETC. NES	1 696	16 330	9 254	411 ANIMAL OILS AND FATS	338 294	24 345	13 876
882 PHOTO. CINEMATOGRPH. SUPPL	108 195	234 666	133 734	421 FIXED VEG. FAT, OILS, SOFT	593 513	62 640	35 270
883 CINE. FILM EXPOS. DEVELOPD	146	2 856	1 630	422 FIXED VEG. FAT, OILS, OTHER	74 504	11 142	6 343
884 OPTICAL GOODS NES	5 264	118 337	67 694	431 ANIMAL, VEG. FATS, OILS, NES	368 267	53 616	30 501
885 WATCHES AND CLOCKS	8 361	78 217	44 603	511 HYDROCARBONS, NES, DERIVTS	2 397 147	231 400	132 314
891 ARMS AND AMMUNITION	2 017	3 853	2 226	512 ALCOHOL, PHENOL, ETC. DERIV	1 416 826	272 717	155 314
892 PRINTED MATTER	320 636	153 131	87 095	513 CARBOXYLIC ACIDS, DERIVTS	1 460 173	346 550	197 944
893 ARTICLES, NES, OF PLASTICS	520 616	417 981	238 531	514 NITROGEN-FUNCT. COMPOUNDS	1 023 596	358 586	205 106
894 BABY CARRIAGE, TOYS, GAMES	75 014	102 564	58 040	515 ORGANO-INDORGANIC COMPNDS	232 403	275 950	155 185
895 OFFICE, STATIONERY SUPPLS	18 929	41 656	23 631	516 OTHER ORGANIC CHEMICALS	831 712	195 756	111 410
896 WORKS OF ART, ANTIQUE ETC	811	49 406	28 109	522 INORGANIC CHEM. ELEMENTS	3 757 904	303 966	173 464
897 GOLD, SILVERWARE, JEWEL NES	598	46 884	26 555	523 METAL. SALTS, INORGAN. ACID	1 951 611	148 404	84 657
898 MUSICAL INSTRUMENTS, ETC.	113 098	249 665	142 749	524 OTHER CHEMICAL COMPOUNDS	187 554	61 000	34 936
899 MISC MANUFACTRD GOODS NES	43 093	121 443	69 418	525 RADIO-ACTIVE MATERIALS	4 741	62 576	34 792
961 COIN NONGOLD NONCURRENT	15	2 224	1 261	531 SYNTH. COLOURS, LAKES, ETC.	154 026	252 163	144 332
971 GOLD, NONMONEY EXCL DRES	18	18 831	10 736	532 DYEING, TANNING MATERIALS	48 522	9 059	5 191
972		1 317	768	533 PIGMENTS, PAINTS, ETC.	1 331 450	506 727	289 515
				541 MEDICINES, ETC. EXC. GRP542	42 356	295 882	168 651
				542 MEDICAMENTS	45 261	147 239	83 854
				551 ESSNTL. OIL, PERFUME, FLAVR	40 993	55 339	31 511
				553 PERFUMERY, COSMETICS, ETC.	99 984	122 553	69 869
				554 SOAP, CLEANERS, POLISH, ETC	1 426 628	318 398	182 093
				562 FERTILIZER, EXCEPT GRP272	2 992 873	88 941	51 242
				571 POLYMERS OF ETHYLENE	998 190	214 255	122 463
				572 POLYMERS OF STYRENE	1 025 210	293 473	167 697
				573 POLYMERS, VINYL CHLORIDE	118 086	175 502	100 261
				574 POLYACETAL, POLYCARBONATE	864 312	385 214	220 197
				575 OTH. PLASTIC, PRIMARY FORM	2 762 590	771 562	440 921
				579 PLASTIC WASTE, SCRAP ETC	38 003	6 543	3 788
				581 PLASTIC TUBE, PIPE, HOSE	161 464	115 933	66 150
				582 PLASTIC PLATE, SHEETS, ETC	1 341 500	879 273	501 930
				583 MONOFILAMENT OF PLASTICS	167 556	101 898	58 075
				591 INSECTICIDES, ETC.	411 193	490 685	281 797
				592 STARCHES, INULIN, ETC.	500 753	137 641	78 446
				593 EXPLOSIVES, PYROTECHNICS	3 249	6 878	3 942
				597 PREPPD. ADDITIVES, LIQUIDS	258 078	84 779	48 298
				598 MISC. CHEMICAL PRDCTS. NES	3 680 411	682 625	389 821
				611 LEATHER	20 859	80 037	45 803
				612 MANUFACT. LEATHER ETC. NES	1 723	8 503	4 836
				613 FURSKINS, TANNED, DRESSED	420	7 005	3 993
				621 MATERIALS OF RUBBER	266 168	153 481	87 655
				625 RUBBER TYRES, TUBES, ETC.	791 877	513 555	293 175
				629 ARTICLES OF RUBBER, NES	74 644	174 347	99 560
				633 CORK MANUFACTURES	3 608	5 697	3 271
				634 VENEERS, PLYWOOD, ETC.	1 776 802	152 509	87 074
				635 WOOD MANUFACTURES, NES	269 067	75 143	42 913
				641 PAPER AND PAPERBOARD	9 285 483	1 620 202	925 555
				642 PAPER, PAPERBOARD, CUT ETC	1 302 377	586 556	334 608
				651 TEXTILE YARN	709 187	605 311	346 725
				652 COTTON FABRICS, WOVEN	182 034	273 578	156 855
				653 FABRICS, MAN-MADE FIBRES	166 147	330 080	188 529
				654 OTH. TEXTILE FABRIC, WOVEN	16 374	40 234	22 961
				655 KNIT, CROCHET, FABRIC NES	64 977	147 001	84 148
				656 TULLE, LACE, EMBROIDRY. ETC	13 310	42 667	24 353
				657 SPECIAL YARN, TXTL. FABRIC	360 180	362 984	207 545
				658 TEXTILE ARTICLES NES	51 152	105 227	60 053
EXPORTS	193 377 638	71 271 591	40 645 205				
001 LIVE ANIMALS	181 487	73 642	41 724				
011 BOVINE MEAT	904 702	610 327	346 606				
012 OTHER MEAT, MEAT OFFAL	187 391	78 102	44 250				
016 MEAT, ED. OFFL, DRY, SLT, SMK	18 215	22 302	12 675				
017 MEAT, OFFL, PRPD, PRSVD, NES	85 811	69 466	39 550				
022 MILK AND CREAM	865 063	258 190	147 447				
023 BUTTER, OTHER FAT OF MILK	40 496	24 907	13 969				
024 CHEESE AND CURD	183 751	136 228	77 482				
025 EGGS, BIRDS, YOLKS, ALBUMIN	43 246	6 941	3 874				
034 FISH, FRESH, CHILLED, FROZN	176 784	84 048	48 179				
035 FISH, DRIED, SALTED, SMOKED	657	2 753	1 575				
036 CRUSTACEANS, MOLLUSCS ETC	1 021	1 499	884				
037 FISH ETC. PRPD, PRSVD, NES	111 980	67 098	35 132				
041 WHEAT, MESLIN, UNMILLED	715 564	36 118	20 550				
042 RICE	21 392	3 965	2 264				
043 BARLEY, UNMILLED	44 703	1 349	779				
044 MAIZE UNMILLED	81 591	5 553	3 144				
045 OTHER CEREALS, UNMILLED	27 278	1 702	962				
046 MEAL, FLOUR OF WHEAT, MSLN	303 138	25 741	14 702				
047 OTHER CEREAL MEAL, FLOURS	106 310	6 531	3 770				
048 CEREAL PREPARATIONS	866 981	339 995	192 575				
054 VEGETABLES	163 081	27 177	15 614				
056 VEGETABLES, PRPD, PRSVD, NES	220 603	52 937	30 273				
057 FRUIT, NUTS EXCL. O							

7 IMPORTS AND EXPORTS (SPECIAL TRADE) BY COUNTRIES OF PRODUCTION AND CONSUMPTION AND BY GROUPS OF THE SITC-REV. III 1988

GROUP DESCRIPTION	DT = 100 KG	1 000 DM	1 000 \$	GROUP DESCRIPTION	DT = 100 KG	1 000 DM	1 000 \$
659 FLOOR COVERINGS, ETC.	119 041	143 002	81 679	873 METERS, COUNTERS, NES	18 129	97 816	55 871
661 LIME, CEMENT, CONSTR. MATRL	1 661 655	42 920	24 432	874 MEASURE, CONTROL INSTRMNT	88 708	1 158 107	659 229
662 CLAY, REFRCT. CONSTR. MATRL	2 515 292	338 161	193 071	881 PHOTOGRAPH APPAR. ETC. NES	19 112	187 314	107 439
663 MINERAL MANUFACTURES, NES	4 703 638	360 320	205 279	882 PHOTO. CINEMATOGRPH. SUPPL	147 617	336 273	191 827
664 GLASS	1 051 715	296 763	169 478	883 CINE. FILM EXPOSD. DEVELOPD	67	592	335
665 GLASSWARE	2 509 827	295 271	168 388	884 OPTICAL GOODS NES	2 100	74 148	42 391
666 POTTERY	83 725	81 289	46 622	885 WATCHES AND CLOCKS	13 919	193 796	110 326
667 PEARLS, PRECIOUS STONES	.	.	.	891 ARMS AND AMMUNITION	10 572	38 357	21 826
671 PIG IRON, SPIEGELEISN, ETC	2 601 940	155 769	88 968	892 PRINTED MATTER	1 536 047	677 795	385 257
672 INGOTS ETC. IRON DR STEEL	3 162 659	218 018	124 403	893 ARTICLES, NES, OF PLASTICS	941 608	897 116	512 241
673 FLAT-ROLLED IRON ETC.	6 151 207	544 723	309 980	894 BABY CARRIAGE, TOYS, GAMES	152 099	258 221	146 516
674 FLAT-ROLLED PLATED IRON	1 652 815	223 101	127 439	895 OFFICE, STATIONERY SUPPLS	49 682	160 722	91 622
675 FLAT-ROLLED, ALLOY STEEL	1 337 283	297 336	169 029	896 WORKS OF ART, ANTIQUE ETC	624	265 510	151 657
676 IRON, STL. BAR, SHAPES ETC.	6 504 477	633 611	361 311	897 GOLD, SILVERWARE, JEWEL NES	1 147	65 809	37 488
677 RAILWAY TRACK IRON, STEEL	13 630	3 153	1 794	898 MUSICAL INSTRUMENTS, ETC.	174 932	437 997	250 145
678 WIRE OF IRON DR STEEL	843 571	111 769	63 843	899 MISC MANUFCTRD GOODS NES	87 170	170 464	97 326
679 TUBES, PIPES, ETC. IRON, STL	1 637 693	351 038	199 884	941 COMPL IND PLANT CHAPT 99	7	361	215
681 SILVER, PLATINUM, ETC.	518	37 803	21 455	961 COIN NONGOLD NONCURRENT	75	283	158
682 COPPER	819 979	535 994	305 577	971 GOLD, NONMONTRY EXCL ORES	33	10 788	6 167
683 NICKEL	50 270	84 480	48 225	972	724	425	
684 ALUMINIUM	1 609 994	893 642	509 991				
685 LEAD	126 647	18 070	10 365	BELGIUM LUX			
686 ZINC	348 529	74 246	42 136	IMPORTS	179 784 707	31 160 128	17 774 435
687 TIN	2 164	2 818	1 607	001 LIVE ANIMALS	124 878	43 313	24 696
689 MISC. NON-FERR. BASE METAL	5 705	16 396	9 333	011 BOVINE MEAT	143 459	105 346	60 490
691 METALLIC STRUCTURES NES	951 647	363 642	206 999	012 OTHER MEAT, MEAT OFFAL	709 980	295 559	168 461
692 CONTAINERS, STORAGE, TRNSP	227 448	136 669	77 977	016 MEAT, ED. OFFL. DRY, SLT, SMK	27 933	30 172	17 213
693 WIRE PRODUCTS EXCL. ELECT	657 367	113 873	64 992	017 MEAT, OFFL. PRPD, PRSVD, NES	1 647 979	103 367	58 988
694 NAILS, SCREWS, NUTS, ETC.	283 841	223 825	127 714	022 MILK AND CREAM	108 774	147 882	83 861
695 TOOLS	115 396	421 189	240 195	023 BUTTER, OTHER FAT OF MILK	96 742	43 911	25 164
696 CUTLERY	19 699	89 700	51 158	024 CHEESE AND CURD	19 103	18 400	10 268
697 HOUSEHOLD EQUIPMENT, NES	150 591	135 466	77 354	025 EGGS, BIRDS, YOLKS, ALBUMIN	270 554	51 293	29 162
699 MANUFACTS. BASE METAL, NES	1 070 339	862 722	492 429	034 FISH, FRESH, CHILLED, FROZN	13 156	9 619	5 487
700 CPL IND PLANT (84/85/87)	18 751	45 464	24 860	035 FISH, DRIED, SALTED, SMOKED	98	143	79
711 STEAM GENER. BOILERS, ETC.	10 532	12 396	7 007	036 CRUSTACEANS, MOLLUSCS ETC	3 786	8 396	4 787
712 STEAM TURBINES	5 132	18 016	10 040	037 FISH ETC. PRPD, PRSVD, NES	8 216	7 753	4 459
713 INTRNL COMBUS PSTN ENGIN	388 066	699 948	399 943	041 WHEAT, MESLIN, UNMILLED	161 236	6 659	3 689
714 ENGINES, MOTORS NON-ELECT	4 607	353 491	200 045	042 RICE	222 771	62 880	35 927
716 ROTATING ELECTRIC PLANT	135 711	321 948	183 747	043 BARLEY, UNMILLED	211 198	10 007	5 858
718 OTH. POWR. GENRTRNG. MACHNRY	34 670	217 161	125 369	044 MAIZE UNMILLED	13 556	5 096	3 303
721 AGRIC. MACHINES, EX. TRACTR	474 269	524 141	297 689	045 OTHER CEREALS, UNMILLED	42 329	1 935	1 137
722 TRACTORS	315 174	326 425	185 748	046 MEAL, FLOUR OF WHEAT, MSLN	195 022	12 345	7 029
723 CIVIL ENGINEERING EQUIPT	666 798	554 435	316 313	047 OTHER CEREAL MEAL, FLOURS	12 330	833	474
724 TEXTILE, LEATHER MACHINES	120 098	450 964	256 690	048 CEREAL PREPARATIONS	546 043	128 752	73 225
725 PAPER, PULP MILL MACHINES	69 041	226 463	128 713	054 VEGETABLES	1 945 616	267 693	153 135
726 PRINTNG, BOOKBINDNG MACHS	120 634	491 790	280 126	056 VEGETABLES, PRPD, PRSVD, NES	969 962	108 837	62 403
727 FOOD-PROCESS. MCH. NON DOM	24 881	107 870	61 314	057 FRUIT, NUTS EXCL. OIL NUTS	316 158	58 729	33 464
728 OTH. MACH. PTS, SPCL INDUSTR	374 239	1 060 344	603 500	058 FRUIT, PRESERVED, PREPARED	235 828	56 662	32 364
731 METAL REMOVAL WORK TOOLS	108 566	460 923	261 925	059 FRUIT, VEGETABLE JUICES	33 356	6 362	3 664
733 MACH-TOOLS, METAL-WORKING	53 912	140 206	79 625	061 SUGARS, MOLASSES, HONEY	864 875	85 148	48 595
735 PARTS, NES, FOR MACH-TOOLS	42 731	174 844	99 350	062 SUGAR CONFECTIONERY	72 136	31 543	18 010
737 METALWORKING MACHNRY NES	152 042	173 390	98 772	071 COFFEE, COFFEE SUBSTITUTE	26 426	35 916	20 463
741 HEATING, COOLNG EQUIP, PART	.	.	.	072 COCOA	5 219	2 574	1 457
742 PUMPS FOR LIQUIDS, PARTS	127 607	607 670	347 085	073 CHOCOLATE, OTH. COCOA PREP	232 443	187 919	106 853
743 PUMPS NES, CENTRIFUGS ETC	229 008	568 454	324 277	074 TEA AND MATE	467	1 022	579
744 MECHANICAL HANDLING EQUIP	492 682	642 965	366 041	075 SPICES	389	228	125
745 OTH. NONELEC MCH, TOOL, NES	184 295	748 915	426 629	081 ANIMAL FEED STUFF	1 484 963	69 051	39 449
746 BALL DR ROLLER BEARINGS	147 991	298 467	170 587	091 MARGARINE AND SHORTENING	103 944	12 895	7 343
747 TAPS, COCKS, VALVES, ETC.	141 657	465 493	265 652	098 EDIBLE PROD. PREPRPTS, NES	366 522	91 832	52 519
748 TRANSMISSIONS SHAFTS ETC	281 924	435 805	248 649	111 NON-ALCOHOL. BEVERAGE, NES	260 870	16 073	9 094
749 NON-ELECT MACH. PARTS, ETC	105 356	271 059	154 232	112 ALCOHOLIC BEVERAGES	77 755	10 457	5 944
751 OFFICE MACHINES	55 534	348 109	198 997	121 TOBACCO, UNMANUFACTURED	8 155	1 569	893
752 AUTOMATC. DATA PROC. EQUIP	72 646	1 156 336	658 261	122 TOBACCO, MANUFACTURED	31 896	60 966	34 683
759 PARTS, FOR OFFICE MACHINS	32 112	848 866	484 394	211 HIDES, SKINS (EX. FURS), RAW	57 407	25 176	14 482
761 TELEVISION RECEIVERS ETC	80 077	346 580	197 823	212 FURSKINS, RAW	68	491	291
762 RADIO-BROADCAST RECEIVER	26 180	114 812	65 681	222 OILSEED (SFT. FIX VEG. OIL)	25 328	2 071	1 127
763 SOUND RECORDER, PHONOGRPH	42 085	384 326	219 229	223 OILSEED (OTH. FIX. VEG. OIL)	80 111	5 019	2 854
764 TELECOMM. EQUIP. PARTS NES	113 632	625 680	358 239	231 NATURAL RUBBER, ETC.	865	259	152
771 ELECT POWER MACHNRY. PARTS	67 261	242 503	137 860	232 SYNTHETIC RUBBER, ETC.	378 671	93 064	53 125
772 ELEC. SWITCH. RELAY. CIRCUIT	143 032	1 268 854	722 153	245 FUEL WOOD, WOOD CHARCOAL	58 095	487	273
773 ELECTR. DISTRIB. EQPT NES	179 149	223 581	127 784	246 WOOD IN CHIPS, PARTICLES	791 520	4 893	2 785
774 ELECTRO-MEDCL. XRAY EQUIP	9 104	176 089	100 315	247 WOOD ROUGH, ROUGH SQUARED	5 144 014	102 190	57 936
775 DOM. ELEC. NON-ELEC. EQUIPT	705 681	1 022 433	584 090	248 WOOD, SIMPLY WORKED	193 964	18 877	10 777
776 TRANSISTORS, VALVES, ETC.	31 491	837 472	474 611	251 PULP AND WASTE PAPER	1 353 818	75 631	43 161
778 ELECTRIC. MACH. APPARAT. NES	455 086	1 086 825	620 499	261 SILK	65	225	127
781 PASS. MOTOR VEHCLS. EX. BUS	2 644 385	4 988 396	2 842 982	263 COTTON	15 821	1 415	803
782 GOODS, SPCL TRANSPORT VEH	961 465	1 196 647	682 996	264 JUTE, OTH. TEXTL. BAST FIBR	28 155	1 742	988
783 ROAD MOTOR VEHICLES NES	317 037	445 732	255 400	265 VEGETABLE TEXTILE FIBRES	35 030	9 602	5 506
784 PARTS, TRACTORS, MOTOR VEH	2 083 018	2 524 946	1 442 922	266 SYNTHETIC FIBRES	72 274	23 814	13 553
785 CYCLES, MOTORCYCLES ETC.	27 128	70 416	40 135	267 OTHER MAN-MADE FIBRES	62 420	10 620	6 059
786 TRAILERS, SEMI-TRAILR, ETC	302 543	262 116	150 114	268 WOOL, OTHER ANIMAL HAIR	77 216	110 441	62 461
791 RAILWAY VEHICLES. EQUIPNT	210 650	24 093	13 749	269 WORN CLOTHING, TEXTL. ARTL	31 975	1 379	789
792 AIRCRAFT, ASSOCTD. EQUIPNT	69 041	6 652 898	3 795 670	272 FERTILIZERS, CRUDE	64 330	1 731	983
793 SHIP, BOAT, FLDA. STRUCTRS	18 795	23 153	13 193	273 STONE, SAND AND GRAVEL	7 152 444	22 223	12 628
811 PREFABRICATED BUILDINGS	61 415	16 022	9 091	274 SULPHUR, UNRSTD. IRON PYRS	34 466	354	204
812 PLUMBNG, SANITRY, EQPT. ETC	269 443	198 382	112 770	277 NATURAL ABRASIVES, NES	847	4 965	2 837
813 LIGHTNG FIXTURES ETC. NES	73 285	152 528	87 012	278 OTHER CRUDE MINERALS	9 583 825	67 747	38 585
821 FURNITURE, CUSHIONS, ETC.	1 001 071	753 129	429 067	281 IRON ORE, CONCENTRATES	483 068	746	426
831 TRUNK, SUIT-CASES, BAG, ETC	14 209	42 332	24 070	282 FERROUS WASTE AND SCRAP	980 834	23 661	13 386
841 MENS, BOYS CLOTHING, X-KNIT	26 562	197 347	111 393	283 COPPER ORES, CONCENTRATES	735	253	144
842 WOMEN, GIRL CLOTHING, XKNIT	25 480	245 076	138 836	285 ALUMINIUM ORE, CONCTR. ETC	37 906	1 026	567
843 MENS, BOYS CLOTHING, KNIT	5 374	15 638	8 961	287 DRE, CONCENTR. BASE METALS	39 862	25 645	14 602
844 WOMEN, GIRLS CLOTHING, KNIT	10 020	72 829	41 507	288 NON-FERROUS WASTE, SCRAP	578 611	112 041	63 686
845 OTHR. TEXTILE APPAREL, NES	12 768	102 418	58 073	289 CONCR. METAL ORES, CONCRTS	810	7 803	4 434
846 CLOTHING ACCESSRS, FABRIC	9 855	70 164	39 834	291 CRUDE ANIMAL MATERLS. NES	39 020	9 094	5 186
848 CLOTHING, NONTEXTL; HEADGEAR	8 093	47 641	26 843	292 CRUDE VEG. MATERIALS, NES	172 638	56 309	32 396
851 FOOTWEAR	48 906	193 153	110 149	321 COAL, NOT AGGLOMERATED	1 045 414	14 905	8 515
871 OPTICAL INSTRUMENTS, NES	2 495	146 168	82 813				
872 MEDICAL INSTRUMENTS NES	32 619	242 598	138 275				

7 IMPORTS AND EXPORTS (SPECIAL TRADE) BY COUNTRIES OF PRODUCTION AND CONSUMPTION AND BY GROUPS OF THE SITC-REV. III 1988

GROUP DESCRIPTION	DT = 100 KG	1 000 DM	1 000 \$	GROUP DESCRIPTION	DT = 100 KG	1 000 DM	1 000 \$
322 BRIQUETTES, LIGNITE, PEAT	35 106	821	461	714 ENGINES, MOTORS NON-ELECT	1 007	16 806	9 500
325 COKE, SEMI-COKE, RET. CARBN	3 388 365	70 067	39 995	716 ROTATING ELECTRIC PLANT	22 060	77 402	44 006
334 PETROLEUM PRODUCTS	30 583 113	788 776	450 488	718 OTH. POWR. GENRTNG. MACHNRY	1 581	2 786	1 593
335 RESIDUAL PETROL. PRODUCTS	2 498 110	73 579	41 661	721 AGRIC. MACHINES, EX. TRACTR	47 358	51 807	29 444
342 LIQUEFIED PROPANE, BUTANE	578 177	15 418	8 843	722 TRACTORS	1 828	1 338	763
344 PETROLEUM GASES, NES	717 235	21 561	12 309	723 CIVIL ENGINEERING EQUIPT	219 704	198 882	112 880
351 ELECTRIC CURRENT, MWH	2 057	30 508	17 487	724 TEXTILE, LEATHER MACHINES	39 175	106 467	60 700
411 ANIMAL OILS AND FATS	143 929	11 701	6 704	725 PAPER, PULP MILL MACHINES	9 873	21 586	12 345
421 FIXED VEG. FAT, OILS, SOFT	410 502	40 277	22 618	726 PRINTNG, BOOKBINDNG MACHS	11 120	22 695	12 978
422 FIXED VEG. FAT, OILS, OTHER	45 467	6 142	3 494	727 FOOD-PROCESS. MCH. NON DOM	5 892	8 317	4 719
431 ANIMAL, VEG. FATS, OILS, NES	461 206	39 976	22 792	728 OTH. MACH, PTS, SPLCL INDUST	55 403	95 541	54 422
511 HYDROCARBONS, NES, DERIVTS	2 835 282	256 507	146 361	731 METAL REMOVAL WORK TOOLS	6 532	14 392	8 188
512 ALCOHOL, PHENOL, ETC. DERIV	1 076 695	114 482	64 949	733 MACH-TOOLS, METAL-WORKING	36 051	36 980	21 157
513 CARBOXYLIC ACIDS, DERIVTS	1 153 399	192 033	109 703	735 PARTS, NES, FOR MACH-TOOLS	20 661	33 199	18 878
514 NITROGEN-FUNCT. COMPOUNDS	787 912	211 529	120 908	737 METALWORKING MACHNRY NES	87 145	46 610	26 564
515 ORGANO-INDRGAN COMPNDS	771 053	279 979	159 796	741 HEATING, COOLNG EQUIP, PART	42 899	56 616	31 979
516 OTHER ORGANIC CHEMICALS	1 089 207	139 785	78 119	742 PUMPS FOR LIQUIDS, PARTS	8 399	18 477	10 508
522 INORGANIC CHEM. ELEMENTS	4 275 738	225 602	128 303	743 PUMPS NES, CENTRIFUGS ETC	68 327	122 581	69 787
523 METAL. SALTS, INDRGAN. ACID	2 659 771	106 187	60 633	744 MECHANICAL HANDLNG EQUIP	120 179	78 551	44 890
524 OTHER CHEMICAL COMPOUNDS	818 219	34 036	19 375	745 OTH. NONELEC MCH, TOOL, NES	57 682	31 413	17 899
525 RADIO-ACTIVE MATERIALS	1	6 201	3 529	746 BALL OR ROLLER BEARINGS	3 102	5 310	2 999
531 SYNTH. COLOURS, LAKES, ETC.	46 432	53 062	30 242	747 TAPS, COCKS, VALVES, ETC.	28 712	52 131	29 807
532 DYEING, TANNING MATERIALS	2 286	2 868	1 612	748 TRANSMISSIONS SHAFTS ETC	24 662	47 324	27 001
533 PIGMENTS, PAINTS, ETC.	561 370	243 370	138 574	749 NON-ELECT MACH. PARTS, ETC	28 665	65 177	37 134
541 MEDICINES, ETC. EXC. GRP542	22 231	53 921	30 791	751 OFFICE MACHINES	2 823	15 724	8 786
542 MEDICAMENTS	26 155	256 654	146 371	752 AUTOMATC. DATA PROC. EQUIP	7 977	150 530	85 852
551 ESSNTL. OIL, PERFUME, FLAVR	5 760	7 613	4 348	759 PARTS, FOR OFFICE MACHINS	6 837	92 123	52 337
553 PERFUMERY, COSMETICS, ETC.	18 022	42 066	24 021	761 TELEVISION RECEIVERS ETC	58 516	156 795	89 852
554 SOAP, CLEANERS, POLISH, ETC	736 815	128 533	73 322	762 RADIO-BROADCAST RECEIVER	4 851	24 852	14 269
562 FERTILIZER, EXCEPT GRP272	8 307 254	162 834	92 834	763 SOUND RECORDER, PHONOGRPH	8 928	51 199	29 221
571 POLYMERS OF ETHYLENE	2 310 017	456 531	259 755	764 TELECOMM. EQUIP. PARTS NES	27 949	132 238	75 885
572 POLYMERS OF STYRENE	1 257 441	306 285	174 790	771 ELECT POWER MACHNY. PARTS	24 806	48 383	27 702
573 POLYMERS, VINYL CHLORIDE	598 612	90 403	51 456	772 ELECT. SWITCH, RELAY, CIRCUIT	22 354	198 722	113 410
574 POLYACETAL, POLYCARBONATE	743 222	200 801	114 463	773 ELECTR. DISTRIB. EQPT NES	191 425	135 955	77 580
575 OTH. PLASTIC, PRIMARY FORM	1 787 934	535 115	304 902	774 ELECTRO-MEDCL. XRAY EQUIP	595	8 980	5 136
579 PLASTIC WASTE, SCRAP ETC	63 475	6 159	3 491	775 DOM. ELEC. NON-ELEC. EQUIPT	22 648	32 428	18 476
581 PLASTIC TUBE, PIPE, HOSE	41 261	34 887	19 911	776 TRANSISTORS, VALVES, ETC.	17 225	119 974	68 271
582 PLASTIC PLATE, SHEETS, ETC	751 466	535 604	305 062	778 ELECTRIC. MACH. APPART. NES	224 074	363 091	207 469
583 MONOFILAMENT OF PLASTICS	9 929	7 680	4 413	781 PASS. MOTOR VEHCLS. EX. BUS	3 385 077	5 829 138	3 335 473
591 INSECTICIDES, ETC.	50 194	64 791	37 425	782 GOODS, SPLCL TRANSPORT VEH	404 436	512 207	291 790
592 STARCHES, INULIN, ETC.	237 750	67 650	38 635	783 ROAD MOTOR VEHICLES NES	20 469	24 202	14 122
593 EXPLOSIVES, PYROTECHNICS	3 219	6 984	4 043	784 PARTS, TRACTORS, MOTOR VEH	806 130	615 995	351 429
597 PREPDR. ADDITIVES, LIQUIDS	473 884	115 877	65 928	785 CYCLES, MOTORCYCLES ETC.	57 374	21 609	12 372
598 MISC. CHEMICAL PRODS. NES	2 330 923	291 571	167 360	786 TRAILERS, SEMI-TRAILR, ETC	73 777	47 565	27 145
611 LEATHER	8 804	30 092	17 143	791 RAILWAY VEHICLES. EQUIPNT	21 742	3 828	2 138
612 MANUFACT. LEATHER ETC. NES	203	795	453	792 AIRCRAFT, ASSDCTD. EQUIPNT	2 979	75 847	43 020
613 FURSKINS, TANNED, DRESSED	1 854	23 539	13 555	793 SHIP, BOAT, FLDAT. STRUCTRS	14 089	5 676	3 270
621 MATERIALS OF RUBBER	182 308	101 795	58 116	811 PREFABRICATED BUILDINGS	65 101	24 931	14 551
625 RUBBER TYRES, TUBES, ETC.	424 105	252 254	143 999	812 PLUMBNG, SANITRY, EQPT, ETC	278 578	103 122	58 939
629 ARTICLES OF RUBBER, NES	32 509	58 111	33 241	813 LIGHTNG FIXTURES ETC. NES	25 606	43 611	24 936
633 CRDK. MANUFACTURES	200	156	91	821 FURNITURE, CUSHIONS, ETC.	436 289	368 449	210 594
634 VENEERS, PLYWOOD, ETC.	1 839 737	129 986	74 299	831 TRUNK, SUIT-CASES, BAG, ETC	38 941	64 304	36 790
635 WOOD MANUFACTURES, NES	176 736	50 320	28 621	841 MENS, BOYS CLOTHING, X-KNIT	24 564	104 239	59 964
641 PAPER AND PAPERBOARD	2 080 554	569 869	325 371	842 WOMEN, GIRL CLOTHING, XKNIT	15 745	119 980	68 330
642 PAPER, PAPERBOARD, CUT ETC	207 193	87 933	50 151	843 MENS, BOYS CLOTHING, KNIT	3 341	27 649	15 743
651 TEXTILE YARN	464 683	311 483	177 859	844 WOMEN, GIRLS CLOTHING, KNIT	3 504	18 624	10 627
652 COTTON FABRICS, WOVEN	41 316	73 551	42 001	845 OTH. TEXTILE APPAREL, NES	9 200	46 999	26 825
653 FABRICS, MAN-MADE FIBRES	116 739	235 022	134 453	846 CLOTHING ACCESSRS, FABRIC	1 860	9 002	5 063
654 OTH. TEXTILE FABRIC, WOVEN	37 842	53 071	30 335	848 CLOTHING, NONTEXTL. HEADGEAR	35 956	39 990	22 744
655 KNIT, CROCHET, FABRIC NES	12 713	25 203	14 375	851 FOOTWEAR	8 355	15 802	9 032
656 TULLE, LACE, EMBROIDRY, ETC	8 054	15 138	8 676	871 OPTICAL INSTRUMENTS, NES	490	4 560	2 584
657 SPECIAL YARN, TXTL. FABRIC	217 215	212 586	121 387	872 MEDICAL INSTRUMENTS NES	6 435	41 644	23 809
658 TEXTILE ARTICLES NES	35 702	60 600	34 313	873 METERS, COUNTERS, NES	1 634	21 093	12 061
659 FLOOR COVERINGS, ETC.	1 122 240	680 457	389 164	874 MEASURE, CONTROL INSTRMNT	22 992	116 453	65 939
661 LIME, CEMENT, CONSTR. MATRL	7 179 082	92 668	52 601	881 PHOTOGRPH APPAR. ETC. NES	4 245	57 748	32 778
662 CLAY, REFCT. CONSTR. MATRL	889 713	58 961	33 507	882 PHOTO. CINEMATGRPH. SUPPL	153 774	271 946	154 484
663 MINERAL MANUFACTURES, NES	1 297 911	144 544	82 380	883 CINE. FILM EXPOS. DEVELOPD	19	313	179
664 GLASS	2 916 211	368 917	210 750	884 OPTICAL GOODS NES	159	3 520	2 008
665 GLASSWARE	585 864	70 581	40 099	885 WATCHES AND CLOCKS	1 887	7 295	4 142
666 POTTERY	24 777	40 958	23 350	891 ARMS AND AMMUNITION	525	5 288	3 041
667 PEARLS, PRECIOUS STONES				892 PRINTED MATTER	100 319	89 952	51 294
671 PIG IRON, SPIEGELEISN, ETC	200 445	78 863	44 792	893 ARTICLES, NES, OF PLASTICS	297 838	196 460	112 056
672 INGOTS ETC. IRON OR STEEL	2 760 645	423 077	239 543	894 BABY CARRIAGE, TOYS, GAMES	20 261	36 422	20 793
673 FLAT-ROLLED IRON ETC.	15 249 541	1 244 597	710 650	895 OFFICE, STATIONERY SUPPLS	3 740	7 242	4 140
674 FLAT-ROLLED PLATED IRON	4 119 097	497 827	283 370	896 WORKS OF ART, ANTIQUE ETC	594	18 258	10 418
675 FLAT-ROLLED, ALLOY STEEL	990 235	324 904	184 036	897 GOLD, SILVERWARE, JEWEL NES	180	4 125	2 356
676 IRON, STL. BAR, SHAPES ETC.	7 257 183	559 455	318 612	898 MUSICAL INSTRUMENTS, ETC.	10 838	55 679	31 429
677 RAILWAY TRACK IRON, STEEL	51 566	3 816	2 182	899 MISC MANUFCTRD GOODS NES	14 334	33 652	19 183
678 WIRE OF IRON OR STEEL	911 358	168 074	95 979	961 COIN NONGOLD NONCURRENT	6	630	354
679 TUBES, PIPES, ETC. IRON, STL	688 322	82 340	46 958	971 GOLD, NONMONTRY EXCL ORES	222	79 321	45 361
681 SILVER, PLATINUM, ETC.	2 480	106 825	59 504	972	2	4 388	2 606
682 COPPER	1 394 335	707 973	402 974				
683 NICKEL	2 938	6 824	3 904	EXPORTS	211 829 689	42 040 193	23 988 581
684 ALUMINIUM	836 413	396 326	224 956				
685 LEAD	191 340	24 307	13 784	001 LIVE ANIMALS	445 559	141 557	80 625
686 ZINC	708 849	148 193	83 824	011 BOVINE MEAT	21 859	18 468	10 434
687 TIN	6 239	6 188	3 543	012 OTHER MEAT, MEAT OFFAL	120 407	14 001	7 901
689 MISC. NON-FERR. BASE METAL	16 848	27 817	15 815	016 MEAT, ED. OFFL, DRY, SLT, SMK	5 470	6 964	3 956
691 METALLIC STRUCTURES NES	544 153	153 966	87 234	017 MEAT, OFFL. PRPD, PRSVD, NES	53 748	43 532	24 761
692 CONTAINERS, STORAGE, TRNSP	330 372	105 793	60 265	022 MILK AND CREAM	1 237 832	208 001	117 953
693 WIRE PRODUCTS EXCL. ELECT	455 720	139 851	79 582	023 BUTTER, OTHER FAT OF MILK	155 618	82 671	46 740
694 NAILS, SCREWS, NUTS, ETC.	130 167	31 777	18 149	024 CHEESE AND CURD	264 807	177 246	101 344
695 TOOLS	10 212	75 914	43 202	025 EGGS, BIRDS, YOLKS, ALBUMIN	12 883	2 951	1 661
696 CUTLERY	1 029	3 713	2 087	034 FISH, FRESH, CHILLED, FROZN	28 056	18 774	10 744
697 HOUSEHOLD EQUIPMENT, NES	37 474	39 024	22 200	035 FISH, DRIED, SALTED, SMOKED	664	848	483
699 MANUFACTS. BASE METAL, NES	280 451	158 548	90 368	036 CRUSTACEANS, MOLLUSCS ETC	2 260	2 268	1 257
711 STEAM GENER. BOILERS, ETC.	1 897	3 512	2 018	037 FISH ETC. PREPD, PRSVD, NES	34 067	24 462	13 948
712 STEAM TURBINES	300	1 802	994	041 WHEAT, MESLIN, UNMILLED	2 110 548	95 686	54 327
713 INTRNL COMBUS PSTN ENGIN	26 524	45 762	25 910	042 RICE	21 218	3 752	2 136



7 IMPORTS AND EXPORTS (SPECIAL TRADE) BY COUNTRIES OF PRODUCTION AND CONSUMPTION AND BY GROUPS OF THE SITC-REV. III 1988

GROUP DESCRIPTION	DT = 100 KG	1 000 DM	1 000 \$	GROUP DESCRIPTION	DT = 100 KG	1 000 DM	1 000 \$
043 BARLEY, UNMILLED	367 347	17 362	9 702	593 EXPLOSIVES, PYROTECHNICS	13 307	6 301	3 571
044 MAIZE UNMILLED	53 183	2 826	1 610	597 PREPRD ADDITIVES, LIQUIDS	228 669	65 786	37 369
045 OTHER CEREALS, UNMILLED	40 415	1 995	1 139	598 MISC. CHEMICAL PRDCTS, NES	3 595 556	479 929	273 469
046 MEAL, FLOUR OF WHEAT, MSLN	48 796	3 459	1 994	600 CPL IND PLANT CHAP 69-76	2 197	7 998	4 511
047 OTHER CEREAL MEAL, FLOURS	19 452	1 407	804	611 LEATHER	4 154	17 627	10 091
048 CEREAL PREPARATIONS	392 239	113 265	64 228	612 MANUFACT. LEATHER ETC, NES	878	4 837	2 729
054 VEGETABLES	209 737	27 951	16 034	613 FURSKINS, TANNED, DRESSED	380	5 102	2 947
056 VEGETABLES, PRPD, PRSVD, NES	103 519	31 738	18 013	621 MATERIALS OF RUBBER	220 125	104 053	59 402
057 FRUIT, NUTS EXCL. OIL NUTS	87 196	21 131	11 968	625 RUBBER TYRES, TUBES, ETC.	519 489	336 346	191 955
058 FRUIT, PRESERVED, PREPARED	119 150	45 368	25 883	629 ARTICLES OF RUBBER, NES	65 252	100 217	57 054
059 FRUIT, VEGETABLE JUICES	527 829	57 853	32 937	633 CORK MANUFACTURES	1 553	1 969	1 122
061 SUGARS, MOLASSES, HONEY	191 759	30 634	16 938	634 VENEERS, PLYWOOD, ETC.	714 998	87 240	49 841
062 SUGAR CONFECTIONERY	59 545	23 103	13 118	635 WOOD MANUFACTURES, NES	306 719	88 777	50 560
071 COFFEE, COFFEE SUBSTITUTE	228 981	179 333	101 710	641 PAPER AND PAPERBOARD	3 703 623	628 765	358 864
072 COCOA	69 672	42 814	24 369	642 PAPER, PAPERBOARD, CUT ETC	1 002 048	381 480	217 759
073 CHOCOLATE, OTH. COCOA PREP	204 502	108 143	61 319	651 TEXTILE YARN	553 635	452 486	258 589
074 TEA AND MATE	1 146	1 433	818	652 COTTON FABRICS, WOVEN	59 813	101 651	58 137
075 SPICES	5 441	4 942	2 792	653 FABRICS, MAN-MADE FIBRES	87 387	146 944	83 912
081 ANIMAL FEED STUFF	1 454 448	126 584	72 022	654 OTH. TEXTILE FABRIC, WOVEN	12 969	39 017	22 313
091 MARGARINE AND SHORTENING	38 731	7 886	4 481	655 KNIT, CROCHET, FABRIC NES	38 232	63 831	36 446
098 EDIBLE PRD. PREPRTNS, NES	218 573	88 474	50 441	656 TULLE, LACE, EMBROIDRY, ETC	9 977	23 320	13 270
111 NON-ALCOHOL. BEVERAGE, NES	1 092 891	51 725	29 519	657 SPECIAL YARN, TXTL. FABRIC	192 098	211 287	120 467
112 ALCOHOLIC BEVERAGES	163 353	35 008	19 929	658 TEXTILE ARTICLES NES	40 546	60 374	34 343
121 TOBACCO, UNMANUFACTURED	6 908	2 899	1 687	659 FLOOR COVERINGS, ETC.	96 024	122 059	69 572
122 TOBACCO, MANUFACTURED	56 036	100 195	56 921	661 LIME, CEMENT, CONSTR. MATRL	1 972 983	62 408	35 494
211 HIDES, SKINS (EX. FURS), RAW	38 790	13 933	8 003	662 CLAY, REFRCT. CONSTR. MATRL	2 125 545	172 654	98 231
212 FURSKINS, RAW	1 746	14 316	8 428	663 MINERAL MANUFACTURES, NES	2 217 165	160 720	91 531
222 OILSEED (SFT. FIX VEG. OIL)	935 164	77 140	43 552	664 GLASS	782 789	154 260	88 137
223 OILSEED (OTH. FIX. VEG. OIL)	5 247	840	464	665 GLASSWARE	827 038	97 276	55 541
231 NATURAL RUBBER, ETC.	2 760	866	484	666 POTTERY	46 691	48 428	27 579
232 SYNTHETIC RUBBER, ETC.	556 496	94 899	54 219	667 PEARLS, PRECIOUS STONES	.	.	.
245 FUEL WOOD, WOOD CHARCOAL	9 622	941	534	671 PIG IRON, SPIEGELEISN, ETC	563 740	79 117	44 739
246 WOOD IN CHIPS, PARTICLES	306 324	3 801	2 138	672 INGOTS ETC. IRON OR STEEL	2 103 022	102 269	58 810
247 WOOD ROUGH, ROUGH SQUARED	699 130	13 009	7 391	673 FLAT-ROLLED IRON ETC.	3 364 441	311 959	176 723
248 WOOD, SIMPLY WORKED	798 239	57 226	32 655	674 FLAT-ROLLED PLATED IRON	573 213	81 894	46 694
251 PULP AND WASTE PAPER	242 136	25 458	14 490	675 FLAT-ROLLED, ALLOY STEEL	2 853 887	689 699	389 370
261 SILK	195	537	304	676 IRON, STL. BAR, SHAPES, ETC.	3 218 379	280 789	159 497
263 COTTON	52 361	10 629	6 057	677 RAILWAY TRACK IRON, STEEL	19 783	9 789	2 172
264 JUTE, OTH. TEXTL. BAST FIBR	3 156	181	103	678 WIRE OF IRON OR STEEL	390 109	63 729	36 412
265 VEGETABLE TEXTILE FIBRES	6 650	560	315	679 TUBES, PIPES, ETC. IRON, STL	828 590	208 707	118 971
266 SYNTHETIC FIBRES	286 646	128 994	73 834	681 SILVER, PLATINUM, ETC.	301	8 187	4 663
267 OTHER MAN-MADE FIBRES	123 468	33 257	18 966	682 COPPER	351 861	209 532	119 454
268 WOOL, OTHER ANIMAL HAIR	52 249	25 867	14 698	683 NICKEL	6 541	16 180	9 181
269 WORN CLOTHING, TEXTL. ARTL	298 108	16 085	9 181	684 ALUMINIUM	794 103	399 128	227 408
272 FERTILIZERS, CRUDE	228 134	3 559	2 043	685 LEAD	87 079	16 562	9 432
273 STONE, SAND AND GRAVEL	30 075 698	44 533	25 224	686 ZINC	163 073	34 578	19 629
274 SULPHUR, UNRSTD. IRON PYRS	302 432	6 144	3 494	687 TIN	2 373	3 335	1 898
277 NATURAL ABRASIVES, NES	35 880	2 306	1 322	689 MISC. NON-FERR. BASE METAL	6 450	13 751	7 869
278 OTHER CRUDE MINERALS	20 245 499	65 454	37 359	691 METALLIC STRUCTURES NES	452 145	185 359	105 203
281 IRON ORE, CONCENTRATES	177 563	357	203	692 CONTAINERS, STORAGE, TRNSP	271 933	118 234	67 422
282 FERROUS WASTE AND SCRAP	7 881 900	233 830	131 918	693 WIRE PRODUCTS EXCL. ELECT	595 982	172 352	41 135
285 ALUMINIUM ORE, CONCR. ETC	133 705	7 777	4 440	694 NAILS, SCREWS, NUTS, ETC.	184 193	131 267	74 808
287 ORE, CONCENTR. BASE METALS	262 908	14 832	8 410	695 TOOLS	61 768	180 316	102 690
288 NON-FERROUS WASTE, SCRAP	1 634 960	166 344	94 255	696 CUTLERY	7 087	38 480	21 832
289 PREC. METAL ORES, CONCRTRS	3 647	7 190	4 013	697 HOUSEHOLD EQUIPMENT, NES	76 936	75 157	42 860
291 CRUDE ANIMAL MATERLS, NES	473 933	21 583	12 264	699 MANUFACT. BASE METAL, NES	771 309	563 057	320 939
292 CRUDE VEG. MATERIALS, NES	69 401	35 704	20 380	700 CPL IND PLANT (84/85/87)	36 748	82 673	46 302
321 COAL, NOT AGGLOMERATED	15 654 577	389 844	222 214	711 STEAM GENER. BOILERS, ETC.	8 866	13 544	7 741
322 BRIQUETTES, LIGNITE, PEAT	3 958 362	59 055	33 790	712 STEAM TURBINES	1 197	8 940	5 090
325 COKE, SEMI-COKE, RET. CARBN	16 716 498	639 232	364 165	713 INTRNL COMBUS PSTN ENGIN	633 367	1 033 179	592 794
334 PETROLEUM PRODUCTS	4 614 641	125 725	70 862	714 ENGINES, MOTORS NON-ELECT	554	9 114	5 091
335 RESIDUAL PETROL. PRODUCTS	1 732 872	64 873	37 135	716 ROTATING ELECTRIC PLANT	101 063	166 961	94 701
342 LIQUEFIED PROPANE, BUTANE	109 103	3 196	1 813	718 OTH. POWR. GENTRNG. MACHNRY	12 625	82 519	47 089
344 PETROLEUM GASES, NES	288 351	10 843	6 029	721 AGRIC. MACHINES, EX. TRACTR	87 383	105 886	60 334
351 ELECTRIC CURRENT	.	.	.	722 TRACTORS	39 248	46 781	26 417
411 ANIMAL OILS AND FATS	337 764	24 549	14 004	723 CIVIL ENGINEERING EQUIPT	272 301	177 486	100 849
421 FIXED VEG. FAT, OILS, SOFT	440 867	32 519	18 514	724 TEXTILE, LEATHER MACHINES	76 422	274 708	156 274
422 FIXED VEG. FAT, OILS, OTHER	23 065	2 982	1 681	725 PAPER, PULP MILL MACHINES	24 003	77 386	44 140
431 ANIMAL, VEG. FATS, OILS, NES	301 301	35 930	20 445	726 PRINTNG, BOOKBINDNG MACHS	44 085	190 169	108 426
511 HYDROCARBONS, NES, DERIVTS	4 877 525	744 112	425 748	727 FOOD-PROCESS. MCH. NON DOM	22 409	52 294	29 610
512 ALCOHOL, PHENOL, ETC. DERIV	1 200 033	188 499	107 805	728 OTH. MACH. PTS, SPCL INDUSTR	234 313	551 364	314 143
513 CARBOXYLIC ACIDS, DERIVTS	863 863	154 992	88 427	731 METAL REMOVAL WORK TOOLS	35 562	129 025	72 925
514 NITROGEN-FUNCT. COMPOUNDS	958 901	253 287	144 358	733 MACH-TOOLS, METAL-WORKING	39 488	74 730	42 463
515 ORGAN-INOORGANIC COMPNDS	143 564	131 983	75 843	735 PARTS, NES, FOR MACH-TOOLS	23 321	80 692	46 240
516 OTHER ORGANIC CHEMICALS	1 709 174	257 567	146 425	737 METALWORKING MACHNRY NES	147 945	122 230	69 707
522 INORGANIC CHEM. ELEMENTS	4 927 028	200 850	114 501	741 HEATNG, COOLNG EQUIP, PART	.	.	.
523 METAL. SALTS, INORGAN. ACID	2 599 947	130 056	74 503	742 PUMPS FOR LIQUIDS, PARTS	43 871	166 527	94 843
524 OTHER CHEMICAL COMPOUNDS	96 412	36 976	21 051	743 PUMPS NES, CENTRIFUGS ETC	167 010	318 635	181 381
525 RADIO-ACTIVE MATERIALS	86 873	12 666	7 203	744 MECHANICAL HANDLING EQUIP	270 056	309 214	175 818
531 SYNTH. COLOURS, LAKES, ETC.	48 944	93 751	53 711	745 OTH. NONELEC MCH, TOOL, NES	85 942	279 923	159 457
532 DYEING, TANNING MATERIALS	13 029	3 391	1 928	746 BALL OR ROLLER BEARINGS	43 941	99 391	56 873
533 PIGMENTS, PAINTS, ETC.	828 914	330 140	188 479	747 TAPS, COCKS, VALVES, ETC.	69 499	224 659	127 961
541 MEDICINES, ETC. EXC. GRP542	20 919	88 547	50 260	748 TRANSMISSIONS SHAFTS ETC	214 841	181 097	103 370
542 MEDICAMENTS	44 378	346 829	197 132	749 NON-ELECT MACH. PARTS, ETC	108 034	158 003	89 785
551 ESSNTL. OIL, PERFUME, FLAVR	8 523	18 854	10 775	751 OFFICE MACHINES	13 347	81 277	46 093
553 PERFUMERY, COSMETICS, ETC.	105 184	75 382	43 057	752 AUTOMATC. DATA PROC. EQUIP	22 738	381 486	216 917
554 SOAP, CLEANERS, POLISH, ETC	1 124 747	241 459	137 617	753 PARTS, FOR OFFICE MACHINS	10 430	165 677	94 367
562 FERTILIZER, EXCEPT GRP272	12 566 949	246 130	141 322	761 TELEVISION RECEIVERS ETC	49 806	178 998	101 738
571 POLYMERS OF ETHYLENE	1 023 525	202 416	114 942	762 RADIO-BROADCAST RECEIVER	6 708	55 317	31 733
572 POLYMERS OF STYRENE	532 961	135 520	77 198	763 SOUND RECORDER, PHONOGRPH	6 093	58 609	33 714
573 POLYMERS, VINYL CHLORIDE	651 208	133 748	76 316	764 TELECOMM. EQUIP. PARTS NES	36 019	346 014	196 728
574 POLYACETAL, POLYCARBONATE	323 133	122 119	69 884	771 ELECT POWER MACHNY. PARTS	59 849	104 350	59 218
575 OTH. PLASTIC, PRIMARY FORM	1 933 902	416 072	236 953	772 ELEC. SWITCH, RELAY, CIRCUIT	110 346	489 155	278 130
579 PLASTIC WASTE, SCRAP ETC	186 530	13 316	7 610	773 ELECTR DISTRIB. EQPT NES	173 500	225 789	128 502
581 PLASTIC TUBE, PIPE, HOSE	92 213	69 700	39 702	774 ELECTRO-MEDCL, XRAY EQUIP	3 324	72 826	41 471
582 PLASTIC PLATE, SHEETS, ETC	512 909	321 776	183 624	775 DOM. ELEC. NON-ELEC. EQUIPT	319 553	389 233	222 367
583 MONOFILAMENT OF PLASTICS	84 351	67 728	38 568	776 TRANSISTORS, VALVES, ETC.	120 969	251 406	143 374
589 INSECTICIDES, ETC.	63 766	73 645	42 823	778 ELECTRIC. MACH. APPART. NES	219 407	464 826	264 703
592 STARCHES, INULIN, ETC.	150 259	82 361	46 885	781 PASS. MOTOR VEHCLS. EX. BUS	4 753 977	6 152 994	3 537 096



7 IMPORTS AND EXPORTS (SPECIAL TRADE) BY COUNTRIES OF PRODUCTION AND CONSUMPTION AND BY GROUPS OF THE SITC-REV. III 1988

GROUP DESCRIPTION	DT = 100 KG	1 000 DM	1 000 \$	GROUP DESCRIPTION	DT = 100 KG	1 000 DM	1 000 \$
782 GOODS, SPCL TRANSPORT VEH	493 083	468 112	266 285	248 WOOD, SIMPLY WORKED	275 370	38 347	21 863
783 ROAD MOTOR VEHICLES NES	72 512	111 422	63 608	251 PULP AND WASTE PAPER	3 092 983	93 328	59 131
784 PARTS, TRACTORS, MOTOR VEH	3 766 687	4 006 418	2 288 414	263 COTTON	24 016	2 516	1 425
785 CYCLES, MOTORCYCLES ETC.	13 514	21 867	12 506	264 JUTE, DTH. TEXTL. BAST FIBR	5 710	69	39
786 TRAILERS, SEMI-TRAILER, ETC	219 516	160 868	91 830	265 VEGETABLE TEXTILE FIBRES	5 716	639	368
791 RAILWAY VEHICLES, EQUIPNT	8 334	12 623	7 200	266 SYNTHETIC FIBRES	183 425	76 558	43 608
792 AIRCRAFT, ASSOCTD. EQUIPNT	1 612	53 886	30 309	267 OTHER MAN-MADE FIBRES	59 844	11 424	6 504
793 SHIP, BOAT, FLOAT, STRUCTRS	279 155	66 858	39 750	268 WOOL, OTHER ANIMAL HAIR	22 087	12 886	7 372
800 CPL IND PLANT CHAP 90/94	131	2 117	1 253	269 WORN CLOTHING, TEXTL. ARTL	118 560	8 097	4 620
811 PREFABRICATED BUILDINGS	36 058	12 488	7 120	272 FERTILIZERS, CRUDE	477 186	6 572	3 769
812 PLUMBNG, SANITRY, EQPT. ETC	148 548	101 353	57 854	273 STONE, SAND AND GRAVEL	4 952 615	17 985	10 193
813 LIGHTNG FIXTURES ETC. NES	39 845	80 607	45 968	274 SULPHUR, UNRSTD. IRON PYRS	50 727	1 065	613
821 FURNITURE, CUSHIONS, ETC.	837 388	607 304	346 585	277 NATURAL ABRASIVES, NES	4 224	737	425
831 TRUNK, SUIT-CASES, BAG, ETC	8 142	25 663	14 620	278 OTHER CRUDE MINERALS	9 044 331	112 377	63 825
841 MENS, BOYS CLOTHING, X-KNIT	25 228	215 545	122 524	281 IRON ORE, CONCENTRATES	126 464	1 456	830
842 WOMEN, GIRL CLOTHING, XKNIT	26 390	324 650	184 191	282 FERROUS WASTE AND SCRAP	4 467 673	114 121	64 784
843 MENS, BOYS CLOTHING, KNIT	4 225	23 016	13 120	283 COPPER ORES, CONCENTRATES	345	115	68
844 WOMEN, GIRLS CLOTHING, KNIT	7 326	68 952	39 201	285 ALUMINIUM ORE, CONCTR. ETC	153 528	17 793	10 151
845 OTHR. TEXTILE APPAREL, NES	17 942	168 384	95 232	287 ORE, CONCENTR. BASE METALS	162 511	29 744	16 970
846 CLOTHING ACCESSRS, FABRIC	7 258	49 017	27 714	288 NON-FERROUS WASTE, SCRAP	1 791 527	407 611	230 567
848 CLOTHING, NONTEXTL. HEADGEAR	6 593	55 826	31 520	289 PREC. METAL ORES, CONCTRIS	1 939	28 095	15 877
851 FOOTWEAR	19 305	112 712	63 942	291 CRUDE ANIMAL MATERLS. NES	1 228 491	82 229	46 951
871 OPTICAL INSTRUMENTS, NES	581	14 580	8 264	292 CRUDE VEG. MATERIALS, NES	3 644 770	2 107 631	1 208 083
872 MEDICAL INSTRUMENTS NES	12 005	94 424	53 655	321 COAL, NOT AGGLOMERATED	134 810	1 381	793
873 METERS, COUNTERS, NES	7 042	70 109	39 961	322 BRIQUETTES, LIGNITE, PEAT	831 501	10 249	5 859
874 MEASURE, CNTRL INSTRMNT	28 227	389 655	221 528	325 COKE, SEMI-COKE, RET. CARBN	1 005 189	18 199	10 295
881 PHOTOGRAPH APPAR. ETC. NES	7 166	54 989	31 375	333 PETROLEUM DILS, CRUDE	4 400 610	8 456	4 843
882 PHOTO. CINEMATDGRPH. SUPPL	58 221	159 885	91 344	334 PETROLEUM PRODUCTS	181 990 726	4 671 262	2 657 679
883 CINE. FILM EXPOSD. DEVELOPD	66	418	228	335 RESIDUAL PETROL. PRODUCTS	10 638 592	329 373	187 310
884 OPTICAL GOODS NES	1 284	40 683	23 159	342 LIQUEFIED PROPANE, BUTANE	1 204 006	29 671	16 986
885 WATCHES AND CLOCKS	3 544	32 787	18 700	344 PETROLEUM GASES, NES	797 239	27 278	15 445
891 ARMS AND AMMUNITION	2 929	8 767	5 010	351 ELECTRIC CURRENT, MATH	30 667	2 810	1 560
892 PRINTED MATTER	255 310	279 138	158 645	411 ANIMAL OILS AND FATS	357 465	25 302	14 392
893 ARTICLES, NES, OF PLASTICS	558 491	503 015	286 902	421 FIXED VEG. FAT, OILS, SOFT	1 751 735	148 499	83 836
894 BABY CARRIAGE, TOYS, GAMES	55 159	85 355	48 414	422 FIXED VEG. FAT, OILS, OTHER	594 339	69 898	39 706
895 OFFICE, STATIONERY SUPPLS	18 814	43 807	24 918	431 ANIMAL, VEG. FATS, OILS, NES	1 085 327	103 480	58 923
896 WORKS OF ART, ANTIQUE ETC	499	29 850	17 155	511 HYDROCARBONS, NES, DERIVTS	12 451 360	1 124 278	640 710
897 GOLD, SILVERWARE, JEWEL NES	628	53 623	30 628	512 ALCOHOL, PHENOL, ETC. DERIV	6 112 147	347 981	198 009
898 MUSICAL INSTRUMENTS, ETC.	26 382	101 155	57 703	513 CARBOXYLIC ACIDS, DERIVTS	1 547 801	245 898	139 883
899 MISC MANUFCTRD GOODS NES	47 237	74 177	42 279	514 NITROGEN-FUNCT. COMPOUNDS	814 542	187 331	106 550
941 COMPL IND PLANT CHAPT 99	62	535	311	515 ORGANO-INORGANIC COMPNDS	308 896	118 559	67 724
951 COIN NONGOLD NONCURRENT	174	546	312	522 OTHER DRGATIC CHEMICALS	3 356 355	328 172	186 330
971 GOLD, NONMONTRY EXCL DRES	1 520	108 037	62 297	526 INORGANIC CHEM. ELEMENTS	6 557 408	338 070	193 507
972	22	39 273	22 346	523 METAL. SALTS, INORGAN. ACID	1 786 668	96 290	54 767
				524 OTHER CHEMICAL COMPOUNDS	401 855	55 846	31 769
				525 RADIO-ACTIVE MATERIALS	1 718	239 754	130 865
				531 SYNTH. COLOURS, LAKES, ETC.	14 333	22 272	12 781
				532 DYEING, TANNING MATERIALS	3 273	3 453	1 953
				533 PIGMENTS, PAINTS, ETC.	1 889 570	314 606	179 439
				541 MEDICINES, ETC. EXC. GRP542	27 293	188 160	107 324
				542 MEDICAMENTS	18 221	95 981	54 743
				551 ESSNTL. OIL, PERFUME, FLAVR	27 304	62 187	35 315
				552 PERFUMERY, COSMETICS, ETC.	48 275	42 896	24 474
				554 SOAP, CLEANERS, POLISH, ETC	608 257	105 781	60 311
				562 FERTILIZER, EXCEPT GRP272	10 909 192	275 106	156 639
				571 POLYMERS OF ETHYLENE	2 244 055	437 332	248 389
				572 POLYMERS OF STYRENE	1 471 003	446 931	254 867
				573 POLYMERS, VINYL CHLORIDE	1 327 077	270 602	153 567
				574 POLYACETAL, POLYCARBONATE	1 304 248	628 542	358 659
				575 OTH. PLASTIC, PRIMARY FORM	2 832 379	696 786	397 924
				579 PLASTIC WASTE, SCRAP ETC	170 680	22 631	12 843
				581 PLASTIC TUBE, PIPE, HOSE	59 690	59 059	33 595
				582 PLASTIC PLATE, SHEETS, ETC	874 114	505 152	287 819
				583 MONOFILAMENT OF PLASTICS	7 448	4 624	2 634
				591 INSECTICIDES, ETC.	68 772	62 014	35 999
				592 STARCHES, INULIN, ETC.	1 437 153	214 010	122 011
				593 EXPLOSIVES, PYROTECHNICS	8 160	20 051	11 441
				597 PREPRD ADDITIVES, LIQUIDS	446 686	67 703	38 030
				598 MISC. CHEMICAL PRDCTS. NES	3 908 049	401 842	229 053
				611 LEATHER	23 300	42 743	24 422
				612 MANUFACT. LEATHER ETC. NES	2 431	4 374	2 433
				613 FURSKINS, TANNED, DRESSED	211	2 277	1 331
				621 MATERIALS OF RUBBER	96 348	44 120	25 063
				625 RUBBER TYRES, TUBES, ETC.	385 817	256 888	146 423
				629 ARTICLES OF RUBBER, NES	37 278	56 868	32 453
				633 CORK MANUFACTURES	2 619	1 748	998
				634 VENEERS, PLYWOOD, ETC.	205 759	26 284	15 041
				635 WOOD MANUFACTURES, NES	472 069	88 026	50 073
				641 PAPER AND PAPERBOARD	5 289 736	774 791	442 015
				642 PAPER, PAPERBOARD, CUT ETC	1 116 630	300 041	171 179
				651 TEXTILE YARN	479 016	376 377	214 753
				652 COTTON FABRICS, WOVEN	48 005	84 902	48 645
				653 FABRICS, MAN-MADE FIBRES	49 907	102 683	58 522
				654 OTH. TEXTILE FABRIC, WOVEN	40 188	81 886	46 451
				655 KNIT, CROCHET. FABRIC NES	28 651	53 040	30 347
				656 TULLE, LACE, EMBROIDRY. ETC	13 043	19 873	11 368
				657 SPECIAL YARN, TXTL. FABRIC	226 177	247 123	140 735
				658 TEXTILE ARTICLES NES	40 747	53 955	30 773
				659 FLOOR COVERINGS, ETC.	513 842	260 337	148 635
				661 LIME, CEMENT, CONSTR. MATRL	1 959 732	50 825	28 867
				662 CLAY, REFRACT. CONSTR. MATRL	5 257 639	184 357	104 332
				663 MINERAL MANUFACTURES, NES	2 835 135	155 320	88 178
				664 GLASS	747 901	81 441	46 322
				665 GLASSWARE	863 414	91 321	52 088
				666 POTTERY	67 420	36 162	20 663
				667 PEARLS, PRECIOUS STONES			
				671 PIG IRON, SPIEGELEISN, ETC	157 198	14 396	8 196
				672 INGOTS ETC. IRON OR STEEL	1 799 014	104 477	59 278
				673 FLAT-ROLLED IRON ETC.	4 468 441	349 920	199 265

NETHERLANDS

IMPORTS

001 LIVE ANIMALS	1 477 352	363 457	206 434
011 BOVINE MEAT	422 920	254 147	146 110
012 OTHER MEAT, MEAT OFFAL	4 940 468	1 647 557	938 880
016 MEAT, ED. OFFL, DRY, SLT, SMK	5 912	8 982	5 127
017 MEAT, OFFL, PRPD, PRSVD, NES	194 408	112 149	64 006
022 MILK AND CREAM	1 032 397	218 469	125 191
023 BUTTER, OTHER FAT OF MILK	674 202	449 756	255 569
024 CHEESE AND CURD	1 659 987	1 209 873	689 516
025 EGGS, BIRDS, YOLKS, ALBUMIN	2 847 100	536 595	306 977
034 FISH, FRESH, CHILLED, FROZN	269 362	99 950	57 102
035 FISH, DRIED, SALTED, SMOKED	71 873	26 416	15 022
036 CRUSTACEANS, MOLLUSCS ETC	38 346	20 283	11 594
037 FISH ETC. PRPD, PRSVD, NES	128 886	72 711	41 482
041 WHEAT, MESLIN, UNMILLED	941 004	38 453	22 245
042 RICE	18 957	3 401	1 947
043 BARLEY, UNMILLED	204 472	9 436	5 502
044 MAIZE UNMILLED	13 252	743	425
045 OTHER CEREALS, UNMILLED	60 937	3 090	1 774
046 MEAL, FLOUR OF WHEAT, MSLN	214 232	12 006	6 856
047 OTHER CEREAL MEAL, FLOURS	97 999	5 746	3 284
048 CEREAL PREPARATIONS	865 408	191 729	108 861
054 VEGETABLES	14 612 036	1 609 506	923 442
056 VEGETABLES, PRPD, PRSVD, NES	3 665 665	584 235	333 338
057 FRUIT, NUTS EXCL OIL NUTS	670 972	98 335	56 124
058 FRUIT, PRESERVED, PREPARED	549 505	109 880	62 862
059 FRUIT, VEGETABLE JUICES	95 956	32 978	18 783
061 SUGARS, MOLASSES, HONEY	2 002 441	131 486	75 143
062 SUGAR CONFECTIONERY	219 738	95 207	53 981
071 COFFEE, COFFEE SUBSTITUTE	40 888	29 525	17 048
072 COCOA	389 088	214 342	122 176
073 CHOCOLATE, OTH. COCOA PREP	498 646	241 895	137 446
074 TEA AND MATE	2 174	959	548
075 SPICES	12 988	5 061	2 849
081 ANIMAL FEED STUFF	10 352 326	573 795	325 731
091 MARGARINE AND SHORTENING	41 136	10 095	5 780
098 EDIBLE PRD. PREPRTNS, NES	647 043	211 849	121 070
111 NON-ALCOHOL. BEVERAGE, NES	1 371 202	53 696	30 340
112 ALCOHOLIC BEVERAGES	1 127 939	34 179	19 423
121 TOBACCO, UNMANUFACTURED	4 328	2 973	1 654
122 TOBACCO, MANUFACTURED			

7 IMPORTS AND EXPORTS (SPECIAL TRADE) BY COUNTRIES OF PRODUCTION AND CONSUMPTION AND BY GROUPS OF THE SITC-REV. III 1988

GROUP DESCRIPTION	DT = 100 KG	1 000 DM	1 000 \$	GROUP DESCRIPTION	DT = 100 KG	1 000 DM	1 000 \$
674 FLAT-ROLLED PLATED IRON	638 190	105 237	59 863	896 WORKS OF ART, ANTIQUE ETC	2 238	20 856	11 909
675 FLAT-ROLLED, ALLOY STEEL	53 815	23 525	13 207	897 GOLD, SILVERWARE, JEWELRY	992	13 308	7 560
676 IRON, STL. BAR, SHAPES ETC.	2 545 280	205 017	116 403	898 MUSICAL INSTRUMENTS, ETC.	83 960	221 809	126 050
677 RAILWAY TRACK IRON, STEEL	27 418	1 780	1 035	899 MISC MANUFCTDR GOODS NES	154 952	151 974	86 394
678 WIRE OF IRON OR STEEL	212 434	24 068	13 738	961 COIN NONGOLD NONCURRENT	17	1 881	1 074
679 TUBES, PIPES, ETC. IRON, STL	1 243 683	189 436	108 048	971 GOLD, NONMONTRY EXCL DRES	287	48 708	26 836
681 SILVER, PLATINUM, ETC.	741	86 202	49 105			277	156
682 COPPER	120 075	59 878	33 877				
683 NICKEL	1 543	3 102	1 765	EXPORTS	490 213 303	49 189 008	28 030 940
684 ALUMINIUM	1 176 826	594 034	337 437	001 LIVE ANIMALS	376 350	123 366	69 776
685 LEAD	104 319	13 608	7 754	011 BOVINE MEAT	40 007	27 348	15 582
686 ZINC	567 147	121 942	69 336	012 OTHER MEAT, MEAT OFFAL	231 608	68 330	38 656
687 TIN	12 488	18 173	10 394	016 MEAT, ED. OFFL, DRY, SLT, SMK	5 512	4 460	2 542
688 MISC. NON-FERR. BASE METAL	11 825	8 639	4 979	017 MEAT, OFFL. PRPD, PRSVD, NES	91 375	65 442	37 188
691 METALLIC STRUCTURES NES	1 026 184	273 550	155 555	022 MILK AND CREAM	8 046 625	1 636 113	930 164
692 CONTAINERS, STORAGE, TRNSP	122 900	72 442	41 398	023 BUTTER, OTHER FAT OF MILK	123 223	71 644	41 374
693 WIRE PRODUCTS EXCL. ELECT	576 487	46 512	26 340	024 CHEESE AND CURD	133 626	62 936	35 876
694 NAILS, SCREWS, NUTS, ETC.	117 705	40 534	23 029	025 EGGS, BIRDS, YOLKS, ALBUMIN	42 460	12 230	6 803
695 TOOLS	121 801	150 264	85 669	034 FISH, FRESH, CHILLED, FROZEN	86 777	29 312	16 749
696 CUTLERY	2 900	12 857	7 318	035 FISH, DRIED, SALTED, SMOKED	781	493	279
697 HOUSEHOLD EQUIPMENT, NES	56 407	48 686	27 750	036 CRUSTACEANS, MOLLUSCS ETC	115 435	23 772	13 216
699 MANUFACT. BASE METAL, NES	408 421	263 543	150 193	037 FISH ETC. PREPD, PRSVD, NES	85 104	62 738	35 612
711 STEAM GENER. BOILERS, ETC.	15 122	11 960	6 823	041 WHEAT, MESLIN, UNMILLED	3 309 217	146 758	83 680
712 STEAM TURBINES	9 175	14 923	8 316	042 RICE	33 396	4 216	2 393
713 INTRNL COMBUS PSTN ENGIN	42 752	70 298	40 148	043 BARLEY, UNMILLED	1 180 358	8 127	4 559
714 ENGINES, MOTORS NON-ELECT	3 545	63 131	35 842	044 MAIZE UNMILLED	1 457 713	62 523	35 580
716 ROTATING ELECTRIC PLANT	26 557	60 687	34 776	045 OTHER CEREALS, UNMILLED	310 364	14 219	7 879
718 OTH. POWR. GENRTNG. MACHNRY	14 321	27 123	15 372	046 MEAL, FLOUR OF WHEAT, MSLN	707 791	45 789	26 112
721 AGRIC. MACHINES, EX. TRACTR	121 374	119 905	68 521	047 OTHER CEREAL MEAL, FLOURS	176 435	10 317	5 875
722 TRACTORS	13 784	8 729	5 036	048 CEREAL PREPARATIONS	553 383	153 429	87 098
723 CIVIL ENGINEERING EQUIPT	134 158	78 323	44 105	049 VEGETABLES	5 901 618	110 040	61 519
724 TEXTILE, LEATHER MACHINES	48 641	72 717	41 412	056 VEGETABLES, PRPD, PRSVD, NES	319 062	65 205	37 104
725 PAPER, PULP MILL MACHINES	49 539	46 807	26 676	057 FRUIT, NUTS EXCL. OIL NUTS	355 820	54 118	30 475
726 PRINTNG, BOOKBINDNG MACH	37 357	90 872	51 650	058 FRUIT, PRESERVED, PREP	193 816	42 668	24 299
727 FOOD-PROCESS. MCH. NON DOM	24 897	70 550	40 013	059 FRUIT, VEGETABLE JUICES	1 196 779	138 957	79 503
728 OTH. MACH. PTS, SPCL INDUSTR	115 769	240 959	137 256	061 SUGARS, MOLASSES, HONEY	748 213	74 157	42 247
731 METAL REMOVAL WORK TOOLS	12 152	36 331	20 894	062 SUGAR CONFECTIONERY	127 265	49 870	28 440
733 MACH-TOOLS, METAL-WORKING	19 100	25 632	14 575	071 COFFEE, COFFEE SUBSTITUTE	170 694	132 793	75 412
735 PARTS, NES, FOR MACH-TOOLS	53 307	62 984	36 110	072 COCOA	131 126	43 706	24 715
737 METALWORKING MACHNRY NES	29 126	36 167	20 491	073 CHOCOLATE, OTH. COCOA PREP	154 413	88 419	50 510
741 HEATING, COOLNG EQUIP, PART	78 007	150 903	86 072	074 TEA AND MATE	4 098	3 044	1 736
742 PUMPS FOR LIQUIDS, PARTS	34 931	62 878	35 715	075 SPICES	10 833	10 392	5 876
743 PUMPS NES, CENTRIFUGS ETC	44 712	108 234	61 657	081 ANIMAL FEED STUFF	14 046 027	421 174	239 223
744 MECHANICAL HANDLING EQUIP	126 132	165 611	94 099	091 MARGARINE AND SHORTENING	69 835	10 868	6 176
745 OTH. NONELEC MCH, TOOL, NES	55 876	140 221	79 951	098 EDIBLE PROD. PREPRTNS, NES	438 559	115 957	66 031
746 BALL OR ROLLER BEARINGS	46 006	72 106	41 188	111 NON-ALCOHOL. BEVERAGES, NES	72 298 683	35 000	19 956
747 TAPS, COCKS, VALVES, ETC.	32 250	92 800	52 679	112 ALCOHOLIC BEVERAGES	370 321	108 152	61 552
748 TRANSMISSIONS SHAFTS ETC	58 927	42 631	24 328	121 TOBACCO, UNMANUFACTURED	14 302	6 864	4 019
749 NON-ELECT MACH. PARTS, ETC	31 663	57 469	32 848	122 TOBACCO, MANUFACTURED	30 470	45 902	26 045
751 OFFICE MACHINES	25 530	146 243	82 420	211 HIDES, SKINS (EX. FURS), RAW	315 462	97 147	55 510
752 AUTOMATC. DATA PROC. EQUIP	28 362	430 817	245 894	212 FURSKINS, RAW	285	6 425	3 747
759 PARTS, FOR OFFICE MACHINES	30 030	392 391	222 933	222 OILSEED (SFT. FIX VEG. OIL)	613 201	47 866	26 554
761 TELEVISION RECEIVERS ETC	13 579	38 650	21 949	223 OILSEED (OTH. FIX. VEG. OIL)	44 812	4 224	2 380
762 RADIO-BROADCAST RECEIVER	7 286	20 063	11 441	231 NATURAL RUBBER, ETC.	5 682	1 333	758
763 SOUND RECORDER, PHONOGRPH	5 434	37 785	21 599	232 SYNTHETIC RUBBER, ETC.	388 727	57 572	32 908
764 TELECOMM. EQUIP. PARTS NES	29 579	166 783	95 167	245 FUEL WOOD, WOOD CHARCOAL	21 322	1 417	807
771 ELECT POWER MACHNRY PARTS	20 370	46 652	25 673	246 WOOD IN CHIPS, PARTICLES	1 197 416	15 349	8 653
772 ELEC. SWITCH, RELAY, CIRCUIT	37 895	256 072	145 752	247 WOOD ROUGH, ROUGH SQUARED	1 125 919	16 734	9 539
773 ELECTR. DISTRIBUT. EQPT NES	52 977	56 052	31 940	248 WOOD, SIMPLY WORKED	1 930 598	112 327	64 115
774 ELECTRO-MEDCL. XRAY EQUIP	18 401	187 254	107 231	251 PULP AND WASTE PAPER	3 553 407	85 971	48 899
775 DOM. ELEC. NON-ELEC. EQUIPT	45 299	117 139	66 695	263 COTTON	73 230	14 385	8 243
776 TRANSISTORS, VALVES, ETC.	44 425	291 509	166 190	265 VEGETABLE TEXTILE FIBRES	891	120	66
778 ELECTRIC. MACH. APPART. NES	857 847	456 832	260 762	266 SYNTHETIC FIBRES	106 212	38 056	21 726
781 PASS. MOTOR VEHCLS. EX. BUS	83 184	138 462	79 148	267 OTHER MAN-MADE FIBRES	100 192	18 728	10 765
782 GOODS, SPCL TRANSPORT VEH	176 646	270 376	163 771	268 WOOL, OTHER ANIMAL HAIR	4 520	3 965	2 252
783 ROAD MOTOR VEHICLES NES	11 710	20 502	11 737	269 WORN CLOTHING, TEXTL. ARTL	474 500	28 690	16 432
784 PARTS, TRACTORS, MOTOR VEH	451 168	322 183	183 774	272 FERTILIZERS, CRUDE	213 551	4 188	2 429
785 CYCLES, MOTORCYCLES ETC.	57 376	88 816	50 802	273 STONE, SAND AND GRAVEL	154 234 712	197 082	111 714
786 TRAILERS, SEMI-TRAILR, ETC	135 419	68 861	39 195	274 SULPHUR, UNRSTD. IRON PYRS	2 163 724	40 076	22 782
791 RAILWAY VEHICLES. EQUIPNT	14 621	21 115	11 831	277 NATURAL ABRASIVES, NES	2 621 393	5 290	3 003
792 AIRCRAFT, ASSOCTD. EQUIPNT	7 531	244 173	137 932	278 OTHER CRUDE MINERALS	37 156 959	102 402	58 157
793 SHIP, BOAT, FLOAT, STRUCTRS	260 519	87 280	49 613	281 IRON ORE, CONCENTRATES	8 306	22 228	131
811 PREFABRICATED BUILDINGS	160 592	46 090	26 338	282 FERROUS WASTE AND SCRAP	7 750 007	181 226	104 004
812 PLUMBNG, SANITRY, EQPT, ETC	160 448	66 582	37 866	285 ALUMINIUM ORE, CONCTR. ETC	273 413	17 594	9 616
813 LIGHTNG FIXTURES ETC. NES	38 739	68 729	39 061	287 ORE, CONCENTR. BASE METALS	204 172	14 309	8 191
821 FURNITURE, CUSHIONS, ETC.	398 405	349 044	199 904	288 NON-FERROUS WASTE, SCRAP	970 763	168 466	95 650
831 TRUNK, SUIT-CASES, BAG, ETC	21 718	43 067	24 521	289 PREC. METAL DRES, CONCTRTS	178	1 618	921
841 MENS, BOYS CLOTHING, X-KNIT	16 771	87 773	49 846	291 CRUDE ANIMAL MATERLS, NES	156 881	20 548	11 771
842 WOMEN, GIRL CLOTHING, XKNIT	31 258	241 529	137 237	292 CRUDE VEG. MATERIALS, NES	188 250	108 027	61 767
843 MENS, BOYS CLOTHING, KNIT	3 293	12 171	7 019	321 COAL, NOT AGGLOMERATED	5 665 477	80 550	45 839
844 WOMEN, GIRLS CLOTHING, KNIT	11 647	53 718	30 740	322 BRIQUETTES, LIGNITE, PEAT	11 363 252	71 246	40 327
845 OTHR. TEXTILE APPAREL, NES	37 395	189 042	107 274	325 COKE, SEMI-COKE, RET. CARBN	886 678	16 752	9 497
846 CLOTHING ACCESSRS, FABRIC	4 507	18 378	10 381	333 PETROLEUM OILS, CRUDE	201 987	4 147	2 449
848 CLOTHING, NONXTL; HEADGEAR	15 319	50 027	28 318	334 PETROLEUM PRODUCTS	4 573 651	144 618	81 451
851 FOOTWEAR	36 685	112 028	63 716	335 RESIDUAL PETROL. PRODUCTS	3 429 658	105 602	59 656
871 OPTICAL INSTRUMENTS, NES	1 144	38 628	22 060	342 LIQUEFIED PROPANE, BUTANE	1 620 876	37 544	21 431
872 MEDICAL INSTRUMENTS NES	9 202	99 494	56 627	344 PETROLEUM GASES, NES	465 709	16 016	8 969
873 METERS, COUNTERS, NES	3 929	11 380	6 485	351 ELECTRIC CURRENT, MWH	1 151 740	50 235	29 661
874 MEASURE, CONTROL INSTRMNT	19 599	315 822	179 777	411 ANIMAL OILS AND FATS	1 531 622	101 644	57 717
881 PHOTOGRAPH APPAR. ETC. NES	4 607	52 085	29 610	421 FIXED VEG. FAT, OILS, SOFT	3 744 081	268 028	152 017
882 PHOTO. CINEMATOPRPH. SUPPL	85 431	229 183	130 521	422 FIXED VEG. FAT, OILS, OTHER	260 722	22 171	12 474
883 CINE. FILM EXPOSD. DEVELPD	57	888	493	431 ANIMAL, VEG. FATS, OILS, NES	1 511 857	125 785	71 577
884 OPTICAL GOODS NES	509	16 762	9 552	511 HYDROCARBONS, NES, DERIVTS	5 483 206	394 568	223 605
885 WATCHES AND CLOCKS	2 161	10 919	6 201	512 ALCOHOL, PHENOL, ETC. DERIV	2 862 417	442 331	252 412
891 ARMS AND AMMUNITION	2 791	9 083	5 253	513 CARBOXYLIC ACIDS, DERIVTS	2 501 536	354 605	202 007
892 PRINTED MATTER	198 799	174 488	99 229	514 NITROGEN-FUNC. COMPOUNDS	1 027 907	1 105 336	634 661
893 ARTICLES, NES, OF PLASTICS	778 088	508 602	290 126	515 ORGANO-INORGANIC COMPNDS	260 286	172 450	98 997
894 BABY CARRIAGE, TOYS, GAMES	73 784	88 172	49 991	516 OTHER ORGANIC CHEMICALS	2 935 308	325 091	185 786
895 OFFICE, STATIONERY SUPPLS	14 874	24 939	14 213				

7 IMPORTS AND EXPORTS (SPECIAL TRADE) BY COUNTRIES OF PRODUCTION AND CONSUMPTION AND BY GROUPS OF THE SITC-REV. III 1988

GROUP DESCRIPTION	DT = 100 KG	1 000 DM	1 000 \$	GROUP DESCRIPTION	DT = 100 KG	1 000 DM	1 000 \$
522 INORGANIC CHEM.ELEMENTS	9 772 982	300 005	170 933	741 HEATING, COOLING EQUIP, PART	.	.	.
523 METAL. SALTS, INDRGAN. ACID	2 151 288	148 045	84 491	742 PUMPS FOR LIQUIDS, PARTS	60 963	237 292	135 284
524 OTHER CHEMICAL COMPOUNDS	89 037	70 199	39 556	743 PUMPS NES, CENTRIFUGS ETC	159 157	987 584	221 063
525 RADIO-ACTIVE MATERIALS	47 965	5 017	2 857	744 MECHANICAL HANDLING EQUIP	332 901	397 089	226 430
531 SYNTH. COLOURS, LAKES, ETC.	65 942	105 021	59 788	745 OTH. NONELEC MCH, TOOL, NES	119 654	452 406	258 387
532 DYEING, TANNING MATERIALS	47 965	9 366	5 359	746 BALL OR ROLLER BEARINGS	26 754	66 094	37 638
533 PIGMENTS, PAINTS, ETC.	1 447 379	412 265	235 196	747 TAPS, COCKS, VALVES, ETC.	128 589	348 312	198 583
541 MEDICINES, ETC. EXC. GRP542	27 147	140 341	79 538	748 TRANSMISSIONS SHAFTS ETC	137 352	250 315	142 691
542 MEDICAMENTS	51 236	228 984	130 514	749 NON-ELECT MACH. PARTS, ETC	90 741	186 694	105 981
551 ESSNTL. OIL, PERFUME, FLAVR	11 564	25 527	14 564	751 OFFICE MACHINES	44 574	221 667	126 337
553 PERFUMERY, COSMETICS, ETC.	148 969	129 523	73 755	752 AUTOMATC. DATA PROC. EQUIP	52 658	861 661	490 005
554 SOAP, CLEANERS, POLISH, ETC	765 752	163 390	93 000	759 PARTS, FOR OFFICE MACHINS	60 567	613 448	348 264
562 FERTILIZER, EXCEPT GRP272	3 999 362	90 493	51 592	761 TELEVISION RECEIVERS ETC	73 507	274 975	156 056
571 POLYMERS OF ETHYLENE	771 558	155 425	88 564	762 RADIO-BROADCAST RECEIVER	13 782	75 974	43 460
572 POLYMERS OF STYRENE	579 777	152 021	86 721	763 SOUND RECORDER, PHONOGRPH	10 066	86 360	49 826
573 POLYMERS, VINYL CHLORIDE	821 162	163 014	93 019	764 TELECOMM. EQUIP. PARTS NES	41 142	486 368	277 758
574 POLYACETAL, POLYCARBONATE	422 645	168 382	96 069	771 ELECT POWER MACHNY, PARTS	84 923	147 381	83 962
575 OTH. PLASTIC, PRIMARY FORM	1 515 975	445 332	254 031	772 ELEC. SWITCH, RELAY, CIRCUIT	145 232	677 350	385 672
579 PLASTIC WASTE, SCRAP ETC	299 529	20 589	11 693	773 ELECTR DISTRIB. EQPT NES	274 731	271 468	154 287
581 PLASTIC TUBE, PIPE, HOSE	176 671	106 819	60 720	774 ELECTRO-MEDICL, XRAY EQUIP	11 508	149 671	85 375
582 PLASTIC PLATE, SHEETS, ETC	1 170 093	611 843	348 977	775 DOM. ELEC. NON-ELEC. EQUIPT	518 515	658 720	376 432
583 MONOFILAMENT OF PLASTICS	130 568	91 707	52 300	776 TRANSISTORS, VALVES, ETC.	24 511	236 611	134 534
591 INSECTICIDES, ETC.	176 981	112 274	65 018	778 ELECTRIC. MACH. APPART. NES	242 056	572 585	326 208
592 STARCHES, INULIN, ETC.	658 518	104 329	59 373	781 PASS. MOTOR VEHCLS. EX. BUS	1 163 384	1 926 487	1 105 676
593 EXPLOSIVES, PYROTECHNICS	5 542	9 171	5 222	782 GOODS, SPCL TRANSPORT VEH	582 966	662 217	378 349
597 PREPRD ADDITIVES, LIQUIDS	180 982	53 972	30 653	783 ROAD MOTOR VEHICLES NES	84 331	105 282	59 900
598 MISC. CHEMICAL PRDCTS. NES	5 010 227	440 572	251 285	784 PARTS, TRACTORS, MOTOR VEH	913 307	1 031 148	589 015
600 CPL IND PLANT CHAP 69-76	3 822	1 275	734	785 CYCLES, MOTORCYCLES ETC.	57 628	97 221	55 616
611 LEATHER	34 114	64 154	36 674	786 TRAILERS, SEMI-TRAILR, ETC	427 576	339 919	194 716
612 MANUFACT. LEATHER ETC. NES	2 352	8 139	4 610	791 RAILWAY VEHICLES. EQUIPNT	122 832	164 386	93 314
613 FURSKINS, TANNED, DRESSED	239	7 788	4 533	792 AIRCRAFT, ASSOCTD. EQUIPNT	3 153	165 247	93 918
621 MATERIALS OF RUBBER	296 673	145 941	83 246	793 SHIP, BOAT, FLOAT. STRUCTRS	369 628	94 636	52 957
625 RUBBER TYRES, TUBES, ETC.	372 823	246 440	140 412	811 PREFABRICATED BUILDINGS	55 622	17 146	9 774
629 ARTICLES OF RUBBER, NES	55 706	104 239	59 319	812 PLUMBNG, SANITRY, EQPT. ETC	124 475	168 005	95 414
633 CORK MANUFACTURES	1 476	1 766	1 010	813 LIGHTNG FIXTURES ETC. NES	108 539	195 339	111 502
634 VENEERS, PLYWOOD, ETC.	1 952 351	190 801	109 159	821 FURNITURE, CUSHIONS, ETC.	1 655 025	1 197 125	683 323
635 WOOD MANUFACTURES, NES	434 473	92 265	52 705	831 TRUNK, SUIT-CASES, BAG, ETC	17 289	38 087	21 697
641 PAPER AND PAPERBOARD	5 557 125	954 842	543 901	841 MENS, BOYS CLOTHING, X-KNIT	77 071	499 951	284 354
642 PAPER, PAPERBOARD, CUT ETC	2 583 220	794 784	453 129	842 WOMEN, GIRL CLOTHING, KNIT	80 577	820 290	465 063
651 TEXTILE YARN	602 028	488 303	279 145	843 MENS, BOYS CLOTHING, KNIT	8 093	35 122	20 137
652 COTTON FABRICS, WOVEN	160 822	228 986	131 189	844 WOMEN, GIRLS CLOTHING, KNIT	24 901	171 984	98 004
653 FABRICS, MAN-MADE FIBRES	197 872	407 880	232 445	845 OTHR. TEXTILE APPAREL, NES	47 452	327 573	186 040
654 OTH. TEXTILE FABRIC, WOVEN	51 836	89 032	50 966	846 CLOTHING ACCESSRS, FABRIC	15 372	103 367	58 405
655 KNIT, CROCHET, FABRIC NES	50 795	109 856	62 810	848 CLOTHING, NONXTL; HEADGEAR	11 863	69 081	39 125
656 TULLE, LACE, EMBROIDRY, ETC	10 118	36 153	20 641	851 FOOTWEAR	45 548	202 665	115 283
657 SPECIAL YARN, TXTL. FABRIC	243 096	245 953	140 434	871 OPTICAL INSTRUMENTS, NES	1 420	52 786	30 047
658 TEXTILE ARTICLES NES	119 087	173 568	99 056	872 MEDICAL INSTRUMENTS NES	17 075	137 500	78 504
659 FLOOR COVERINGS, ETC.	200 235	184 480	105 321	873 METERS, COUNTERS, NES	13 823	67 682	38 768
661 LIME, CEMENT, CONSTR. MATRL	19 024 580	258 274	146 979	874 MEASURE, CONTROL INSTRMNT	44 922	701 389	398 175
662 CLAY, REFRACT. CONSTR. MATRL	1 270 715	118 377	67 577	881 PHOTOGRAPH APPAR. ETC. NES	17 240	102 396	58 261
663 MINERAL MANUFACTURES, NES	5 266 663	261 447	149 029	882 PHOTO. CINEMATOGRPH. SUPPL	83 873	146 434	83 383
664 GLASS	969 549	202 945	115 622	883 CINE. FILM EXPOSD. DEVELPD	90	679	376
665 GLASSWARE	1 970 112	200 741	114 340	884 OPTICAL GOODS NES	2 414	103 176	58 840
666 POTTERY	92 504	69 464	39 571	885 WATCHES AND CLOCKS	6 068	63 293	36 043
667 PEARLS, PRECIOUS STONES	.	.	.	891 ARMS AND AMMUNITION	4 336	14 635	8 319
671 PIG IRON, SPIEGELEISN, ETC	431 078	32 595	18 464	892 PRINTED MATTER	578 769	404 110	229 455
672 INGOTS ETC. IRON OR STEEL	724 497	43 666	25 021	893 ARTICLES, NES, OF PLASTICS	1 312 156	981 803	559 789
673 FLAT-ROLLED IRON ETC.	4 790 140	463 229	263 440	894 BABY CARRIAGE, TOYS, GAMES	125 015	166 311	94 130
674 FLAT-ROLLED PLATED IRON	2 305 330	312 898	178 277	895 OFFICE, STATIONERY SUPPLS	34 982	78 330	44 561
675 FLAT-ROLLED, ALLOY STEEL	616 521	187 499	106 666	896 WORKS OF ART, ANTIQUE ETC	1 890	106 692	61 236
676 IRON, STL. BAR, SHAPES ETC.	6 355 054	536 122	304 388	897 GOLD, SILVERWARE, JEWEL NES	1 489	117 693	66 971
677 RAILWAY TRACK IRON, STEEL	221 158	26 939	15 390	898 MUSICAL INSTRUMENTS, ETC.	118 721	324 250	184 566
678 WIRE OF IRON OR STEEL	593 349	96 344	54 900	899 MISC MANUFCTRD GOODS NES	102 666	160 589	91 377
679 TUBES, PIPES, ETC., IRON, STL	3 465 681	590 453	336 745	941 COMPL IND PLANT CHAPT 99	1 181	3 362	1 988
681 SILVER, PLATINUM, ETC.	536	66 252	37 630	961 COIN NONGOLD NONCURRENT	24	975	549
682 COPPER	595 890	366 954	209 429	971 GOLD, NONMONTY EXCL ORES	25	24 960	14 082
683 NICKEL	35 219	73 147	41 882	972	162	112	62
684 ALUMINIUM	971 671	530 187	302 545				
685 LEAD	70 093	16 384	9 358	ITALY			
686 ZINC	152 128	34 078	19 336	IMPORTS	100 861 981	40 216 777	22 928 540
687 TIN	2 250	2 052	1 176				
689 MISC. NON-FERR. BASE METAL	13 528	14 594	8 254	001 LIVE ANIMALS	4 018	1 814	1 012
691 METALLIC STRUCTURES NES	765 406	312 859	178 172	011 BOVINE MEAT	74 472	30 663	17 463
692 CONTAINERS, STORAGE, TRNSP	670 537	263 324	150 181	012 OTHER MEAT, MEAT OFFAL	91 705	41 961	23 927
693 WIRE PRODUCTS EXCL. ELECT	642 097	110 723	62 970	016 MEAT, ED. OFFL, DRY, SLT, SMK	25 780	52 175	29 688
694 NUTS, SCREWS, NUTS, ETC.	309 481	210 816	119 943	017 MEAT, OFFL, PRPD, PRSVD, NES	66 430	73 956	42 125
695 TOOLS	128 907	359 778	205 040	022 MILK AND CREAM	104 318	3 916	2 238
696 CUTLERY	14 491	67 066	38 197	023 BUTTER, OTHER FAT OF MILK	8 343	5 405	3 074
697 HOUSEHOLD EQUIPMENT, NES	121 334	96 622	55 130	024 CHEESE AND CURD	139 261	137 168	78 331
699 MANUFACT. BASE METAL, NES	904 054	750 736	428 303	025 EGGS, BIRDS, YOLKS, ALBUMIN	4 006	3 619	2 049
700 CPL IND PLANT (84/85/87)	18 622	70 140	40 441	034 FISH, FRESH, CHILLED, PRDZN	26 478	18 664	10 708
711 STEAM GENER. BOILERS, ETC.	11 612	7 354	4 184	035 FISH, DRIED, SALTED, SMOKED	5 175	135	78
712 STEAM TURBINES	10 925	34 305	19 458	036 CRUSTACEANS, MOLLUSCS ETC	9 360	7 230	4 148
713 INTRNL COMBUS PSTN ENGIN	177 694	244 791	139 281	037 FISH ETC. PREPD, PRSVD, NES	16 302	12 866	7 368
714 ENGINES, MOTORS NON-ELECT	1 121	67 093	37 728	041 WHEAT, MESLIN, UNMILLED	11 364	916	507
716 ROTATING ELECTRIC PLANT	123 595	265 996	151 925	042 RICE	505 734	64 792	37 031
718 OTH. POWR. GENRTNG. MACHNRY	25 667	94 821	53 839	043 BARLEY, UNMILLED	49 332	2 194	1 190
721 AGRIC. MACHINES, EX. TRACTR	182 765	176 616	100 868	044 MAIZE UNMILLED	1 779	236	134
722 TRACTORS	108 038	121 479	69 664	045 OTHER CEREALS, UNMILLED	4 984	976	557
723 CIVIL ENGINEERING EQUIPT	422 735	287 255	163 847	046 MEAL, FLOUR OF WHEAT, MSLN	91 596	8 369	4 775
724 TEXTILE, LEATHER MACHINES	60 667	187 843	106 675	047 OTHER CEREAL MEAL, FLOURS	17 102	1 301	735
725 PAPER, PULP MILL MACHINES	59 592	127 131	71 715	048 CEREAL PREPARATIONS	806 383	183 508	104 415
726 PRINTNG, BOOKBINDNG MACHS	93 838	345 918	196 172	054 VEGETABLES	5 608 315	549 619	319 201
727 FOOD-PROCESS. MCH. NON DOM	35 349	97 429	55 496	056 VEGETABLES, PRPD, PRSVD, NES	1 825 902	240 778	137 633
728 OTH. MACH. PTS, SPCL INDUST	242 730	641 036	364 114	057 FRUIT, NUTS EXCL. OIL NUTS	8 011 300	1 171 960	661 676
731 METAL REMOVAL WORK TOOLS	38 612	122 806	70 399	058 FRUIT, PRESERVED, PREPARED	1 162 873	187 527	106 939
733 MACH-TOOLS, METAL-WORKING	37 304	74 108	42 138	059 FRUIT, VEGETABLE JUICES	1 278 849	188 376	106 762
735 PARTS, NES, FOR MACH-TOOLS	62 410	101 816	58 054	061 SUGARS, MOLASSES, HONEY	111 515	15 949	9 121
737 METALWORKING MACHNRY NES	74 767	102 935	58 839				

7 IMPORTS AND EXPORTS (SPECIAL TRADE) BY COUNTRIES OF PRODUCTION AND CONSUMPTION AND BY GROUPS OF THE SITC-REV. III 1988

GROUP DESCRIPTION	DT = 100 KG	1 000 DM	1 000 \$	GROUP DESCRIPTION	DT = 100 KG	1 000 DM	1 000 \$
062 SUGAR CONFECTIONERY	24 280	12 722	7 187	642 PAPER,PAPERBOARD,CUT ETC	686 829	200 437	114 033
071 COFFEE,COFFEE SUBSTITUTE	22 546	25 292	14 444	651 TEXTILE YARN	593 174	706 092	404 197
072 COCOA	19 049	9 753	5 623	652 COTTON FABRICS, WOVEN	73 660	264 277	151 555
073 CHOCOLATE,OTH.COCOA PREP	129 643	74 350	42 380	653 FABRICS,MAN-MADE FIBRES	175 847	606 588	345 823
075 SPICES	1 353	880	491	654 OTH.TEXTILE FABRIC,WOVEN	175 370	881 018	504 740
081 ANIMAL FEED STUFF	236 140	6 894	3 900	655 KNIT,CROCHET,FABRIC NES	98 238	235 773	134 513
091 MARGARINE AND SHORTENING	605	96	55	656 TULLE,LACE,EMBROIDRY.ETC	13 773	29 560	16 948
098 EDIBLE PROD.PREPRINGS,NES	324 803	129 852	74 268	657 SPECIAL YARN,TXTL.FABRIC	140 721	182 124	104 211
111 NON-ALCOHOL.BEVERAGE,NES	112 178	12 807	7 329	658 TEXTILE ARTICLES NES	30 484	55 909	31 928
112 ALCOHOLIC BEVERAGES	4 212 072	646 765	369 371	659 FLOOR COVERINGS, ETC.	33 230	29 356	16 735
121 TOBACCO, UNMANUFACTURED	74 157	38 244	21 858	661 LIME,CEMENT,CONSTR.MATRL	5 218 484	465 996	264 221
122 TOBACCO, MANUFACTURED	99	157	84	662 CLAY,REFRCT.CONSTR.MATRL	6 795 769	652 851	371 992
211 HIDES,SKINS(EX.FURS),RAW	75 595	8 958	5 136	663 MINERAL MANUFACTURES,NES	841 252	126 370	72 093
212 FURSKINS, RAW	24	220	124	664 GLASS	643 679	227 704	129 653
222 OILSEED(SFT.FIX VEG.OIL)	38 706	1 969	1 145	665 GLASSWARE	400 659	139 726	79 895
223 OILSEED(OTH.FIX.VEG.OIL)	964	106	61	666 POTTERY	222 957	107 384	61 358
231 NATURAL RUBBER, ETC.	4 179	1 410	793	667 PEARLS,PRECIOUS STONES	.	.	.
232 SYNTHETIC RUBBER, ETC.	262 936	80 245	45 645	671 PIG IRON,SPIEGELEISN,ETC	320 254	37 550	21 267
244 CORK,NATURAL,RAW;WASTE	193	64	36	672 INGOTS ETC. IRON OR STEEL	415 104	45 982	26 102
246 WOOD IN CHIPS, PARTICLES	139 107	2 576	1 463	673 FLAT-ROLLED IRON ETC.	2 182 692	189 712	108 834
247 WOOD ROUGH,ROUGH SQUARED	1 134	58	34	674 FLAT-ROLLED PLATED IRON	226 390	29 446	16 715
248 WOOD, SIMPLY WORKED	45 736	19 099	10 932	675 FLAT-ROLLED, ALLOY STEEL	359 727	119 380	67 907
251 PULP AND WASTE PAPER	333 173	31 677	18 135	676 IRON,STL.BAR,SHAPES ETC.	8 694 894	751 730	427 748
261 SILK	758	819	457	677 RAILWAY TRACK IRON,STEEL	312	116	65
263 COTTON	27 650	2 512	1 423	678 WIRE OF IRON OR STEEL	486 971	70 030	39 842
265 VEGETABLE TEXTILE FIBRES	2 106	1 289	740	679 TUBES,PIPES,ETC. IRON,STL	2 615 249	414 996	236 501
266 SYNTHETIC FIBRES	255 224	93 603	53 537	681 SILVER,PLATINUM,ETC.	3	3 361	1 902
267 OTHER MAN-MADE FIBRES	9 331	1 094	629	682 COPPER	264 130	138 415	78 824
268 WOOL, OTHER ANIMAL HAIR	14 289	19 240	11 054	683 NICKEL	2 820	5 409	3 153
269 WORN CLOTHING,TEXTL.ARTL	29 923	3 422	1 957	684 ALUMINIUM	549 312	305 905	173 843
272 FERTILIZERS, CRUDE	9 585	304	179	685 LEAD	41 274	6 317	3 587
273 STONE, SAND AND GRAVEL	1 457 516	44 978	25 497	686 ZINC	43 224	11 613	6 599
274 SULPHUR,UNRSTD.IRON PYRS	.	.	687 TIN	108	78	42	.
277 NATURAL ABRASIVES, NES	73 385	5 429	3 099	689 MISC.NON-FERR.BASE METAL	30 688	19 343	10 969
278 OTHER CRUDE MINERALS	1 512 203	53 381	30 385	691 METALLIC STRUCTURES NES	176 603	76 268	43 264
282 FERROUS WASTE AND SCRAP	121 931	25 953	14 805	692 CONTAINERS, STORAGE,TRNSP	45 643	34 341	19 452
284 NICKEL ORES,CONCTR,MATTE	254	394	211	693 WIRE PRODUCTS EXCL.ELECT	345 558	48 853	27 830
285 ALUMINIUM ORE,CONCTR.ETC	1 810 756	60 171	34 012	694 NAILS,SCREWS,NUTS,ETC.	602 809	247 633	141 173
287 ORE,CONCENTR.BASE METALS	9 031	538	293	695 TOOLS	55 021	198 840	113 640
288 NON-FERROUS WASTE, SCRAP	359 515	63 143	36 013	696 CUTLERY	11 565	38 460	21 956
289 PREC.METAL ORES,CONCTRYS	36	821	444	697 HOUSEHOLD EQUIPMENT,NES	269 987	260 265	148 525
291 CRUDE ANIMAL MATERLS.NES	150 724	14 042	8 007	698 MANUFACTS.BASE METAL,NES	666 042	461 849	263 322
292 CRUDE VEG.MATERIALS, NES	300 637	185 429	107 138	711 STEAM GENER. BOILERS,ETC.	903	1 550	865
321 COAL,NOT AGGLOMERATED	2 284	165	93	712 STEAM TURBINES	2 058	5 446	3 175
322 BRIQUETTES,LIGNITE,PEAT	2 447	80	44	713 INTRNL COMBUS PSTN ENGIN	86 903	170 075	97 284
325 COKE,SEMI-COKE,RET.CARBIN	3 944	126	71	714 ENGINES,MOTORS NON-ELECT	3 525	27 933	16 209
333 PETROLEUM OILS, CRUDE	849 432	18 190	10 699	716 ROTATING ELECTRIC PLANT	151 734	175 784	100 407
334 PETROLEUM PRODUCTS	2 741 882	99 222	56 443	718 OTH.PDMR,GENRTNG.MACHNRY	6 108	12 695	7 249
335 RESIDUAL PETROL.PRODUCTS	132 824	4 095	2 341	721 AGRIC.MACHINES,EX.TRACTR	123 298	94 719	53 974
342 LIQUEFIED PROPANE,BUTANE	1 125	388	221	722 TRACTORS	124 689	121 547	69 115
344 PETROLEUM GASES, NES	233	63	35	723 CIVIL ENGINEERING EQUIPT	221 471	119 943	68 336
351 ELECTRIC CURRENT, MWH	3	51 628	29 792	724 TEXTILE,LEATHER MACHINES	97 753	190 355	108 659
411 ANIMAL OILS AND FATS	166 489	22 102	12 592	725 PAPER,PULP MILL MACHINES	33 521	76 464	43 882
421 FIXED VEG.FAT,OILS, SOFT	193 023	39 094	21 656	726 PRINTNG,BOOKBINDNG MACHS	26 786	74 676	42 573
422 FIXED VEG.FAT,OILS,OTHER	80 378	19 784	11 260	727 FOOD-PROCESS.MCH.NOV DOM	23 638	61 999	35 259
431 ANIMAL,VEG.FATS,OILS,NES	414 485	36 518	20 801	728 OTH.MACH,PTS,SPCL INDUST	201 170	400 440	228 102
511 HYDROCARBONS,NES,DERIVTS	962 574	89 079	47 373	731 METAL REMOVAL WORK TOOLS	55 334	167 105	95 850
512 ALCOHOL,PHENOL,ETC.DERIV	405 310	77 360	44 108	733 MACH-TOOLS,METAL-WORKING	34 877	78 532	44 748
513 CARBOXYLIC ACIDS,DERIVTS	543 618	118 834	67 753	735 PARTS,NES, FOR MACH-TOOLS	39 621	83 786	47 568
514 NITROGEN-FUNCT.COMPOUNDS	123 005	337 355	193 019	737 METALWORKING MACHNRY NES	45 579	68 893	39 328
515 ORGANO-INORGANIC COMPNDS	75 748	67 008	38 166	741 HEATING,COOLNG EQUP,PART	174 030	274 602	156 599
516 OTHER ORGANIC CHEMICALS	315 080	54 516	31 107	742 PUMPS FOR LIQUIDS,PARTS	70 017	125 496	71 624
522 INORGANIC CHEM.ELEMENTS	573 950	59 098	33 697	743 PUMPS NES, CENTRIFUGS ETC	285 637	298 722	170 435
523 METAL.SALTS,INORGAN.ACID	322 775	35 185	20 214	744 MECHANICAL HANDLING EQUIP	139 884	125 760	71 622
524 OTHER CHEMICAL COMPOUNDS	69 299	43 071	24 630	745 OTH.NONELEC MCH,TOOL,NES	93 099	242 213	138 426
525 RADIO-ACTIVE MATERIALS	13	5 666	3 225	746 BALL DR ROLLER BEARINGS	105 022	222 042	127 051
531 SYNTH.COLOURS,LAKES,ETC.	50 515	45 237	25 660	747 TAPS,COCKS,VALVES,ETC.	164 774	299 777	171 301
532 DYEING,TANNING MATERIALS	19 042	5 516	3 162	748 TRANSMISSIONS SHAFTS ETC	184 740	175 425	100 106
533 PIGMENTS, PAINTS, ETC.	121 940	46 300	26 409	749 NON-ELECT MACH.PARTS,ETC	50 125	168 867	96 538
541 MEDICINES,ETC.EXC.GRP542	6 941	75 368	43 244	751 OFFICE MACHINES	10 481	55 097	31 014
542 MEDICAMENTS	83 371	213 304	121 660	752 AUTOMATC.DATA. PROC.EQUIP	28 924	534 227	303 706
551 ESSNTL.OIL,PERFUME,FLAVR	23 021	15 001	8 641	759 PARTS, FOR OFFICE MACHINS	12 703	301 297	172 987
553 PERFUMERY,COSMETICS,ETC.	66 024	63 621	36 222	761 TELEVISION RECEIVERS ETC	61 154	167 065	95 121
554 SOAP,CLEANERS,POLISH,ETC	227 912	37 676	21 376	762 RADIO-BROADCAST RECEIVER	510	1 916	1 099
562 FERTILIZER,EXCEPT GRP272	3 386 070	78 832	45 170	763 SOUND RECORDER,PHONOGRPH	431	4 572	2 614
571 POLYMERS OF ETHYLENE	949 443	186 533	105 826	764 TELECOMM.EQUIP.PARTS NES	43 513	165 341	94 889
572 POLYMERS OF STYRENE	238 378	73 180	41 788	771 ELECT POWER MACHNRY.PARTS	34 351	54 543	30 947
573 POLYMERS,VINYL CHLORIDE	392 719	81 155	46 425	772 ELEC.SWITCH.RELAY.CIRCUIT	46 622	213 567	122 173
574 POLYACETAL,POLYCARBONATE	238 181	85 114	48 396	773 ELECTR DISTRIB.EQPT NES	136 287	115 955	66 082
575 OTH.PLASTIC,PRIMARY FORM	1 646 310	398 830	227 439	774 ELECTRO-MEDCL,XRAY EQUIP	6 568	50 653	28 915
579 PLASTIC WASTE, SCRAP ETC	28 965	4 176	2 397	775 DOM.ELEC, NON-ELEC.EQUIPT	919 448	767 497	437 420
581 PLASTIC TUBE,PIPE,HOSE	66 253	49 097	27 961	776 TRANSISTORS, VALVES,ETC.	157 453	494 217	279 904
582 PLASTIC PLATE,SHEETS,ETC	749 763	407 295	232 650	778 ELECTRIC.MACH,APPART.NES	231 647	378 182	216 326
583 MONOFILAMENT OF PLASTICS	32 634	17 476	9 851	781 PASS.MOTOR VEHCLS.EX.BUS	986 107	1 201 084	689 908
591 INSECTICIDES, ETC.	14 775	19 768	11 102	782 GOODS,SPCL TRANSPORT VEH	315 796	290 839	166 625
592 STARCHES,INULIN,ETC.	62 898	15 762	8 984	783 ROAD MOTOR VEHICLES NES	20 404	18 350	10 531
593 EXPLOSIVES,PYROTECHNICS	4 856	7 061	3 972	784 PARTS,TRACTORS,MOTOR VEH	1 748 099	1 476 991	842 016
597 PREPRD ADDITIVES,LIQUIDS	57 279	16 813	9 619	785 CYCLES,MOTORCYCLES ETC.	160 909	224 249	128 118
598 MISC.CHEMICAL PRODTS.NES	328 595	116 839	66 621	786 TRAILERS,SEMI-TRAILR,ETC	112 689	51 686	29 540
611 LEATHER	119 301	684 328	392 428	791 RAILWAY VEHICLES.EQUIPNT	1 473	1 798	1 016
612 MANUFACT. LEATHER ETC.NES	1 349	6 104	3 457	792 AIRCRAFT,ASSDOCTO.EQUIPNT	3 125	202 909	116 031
613 FURSKINS,TANNED,DRESSED	2 673	10 015	5 727	793 SHIP,BOAT,FLDPT.STRUCTRS	74 253	27 978	15 963
621 MATERIALS OF RUBBER	152 938	110 741	63 163	811 PREFABRICATED BUILDINGS	19 551	6 705	3 795
625 RUBBER TYRES,TUBES,ETC.	318 594	252 805	144 423	812 PLUMBNG,SANITRY,EOPT.ETC	352 477	127 877	72 881
629 ARTICLES OF RUBBER, NES	102 340	168 452	96 171	813 LIGHTNG FIXTURES ETC.NES	134 227	244 099	139 189
633 CORK MANUFACTURES	2 267	4 228	2 411	821 FURNITURE,CUSHIONS,ETC.	1 501 010	1 247 092	713 354
634 VENEERS, PLYWOOD, ETC.	788 901	170 685	97 484	831 TRUNK,SUIT-CASES,BAG,ETC	37 481	210 999	120 153
635 WOOD MANUFACTURES, NES	145 528	118 377	67 507	841 MENS,BOYS CLOTHNG,X-KNIT	97 747	635 597	361 289
641 PAPER AND PAPERBOARD	3 321 255	623 618	355 263	842 WOMEN,GIRL CLOTHNG,XKNIT	82 068	723 252	411 654

7 IMPORTS AND EXPORTS (SPECIAL TRADE) BY COUNTRIES OF PRODUCTION AND CONSUMPTION AND BY GROUPS OF THE SITC-REV. III 1988

GROUP DESCRIPTION	DT = 100 KG	1 000 DM	1 000 \$	GROUP DESCRIPTION	DT = 100 KG	1 000 DM	1 000 \$
843 MENS,BOYS CLOTHING,KNIT	24 716	121 324	69 288	321 COAL,NOT AGGLOMERATED	9 876 689	85 491	49 069
844 WOMEN,GIRLS CLOTHING.KNIT	30 161	218 651	124 345	322 BRIQUETTES,LIGNITE,PEAT	3 004 488	52 738	30 184
845 OTHR.TEXTILE APPAREL,NES	294 317	2 050 002	1 159 943	325 COKE,SEMI-COKE,RET.CARBON	1 152 520	29 854	17 090
846 CLOTHING ACCESSRS,FABRIC	112 197	448 178	254 829	334 PETROLEUM PRODUCTS	768 386	32 849	18 472
848 CLOTHING,NDNXTXL;HEADGEAR	31 085	290 115	164 615	335 RESIDUAL PETROL.PRODUCTS	581 925	33 092	18 829
851 FOOTWEAR	603 687	2 222 673	1 263 412	342 LIQUEFIED PROPANE,BUTANE	1 026 054	24 492	13 904
871 MEDICAL INSTRUMENTS,NES	498	5 322	3 043	344 PETROLEUM GASES, NES	2 726	247	141
872 MEDICAL INSTRUMENTS NES	21 085	93 782	53 583	351 ELECTRIC CURRENT			
873 METERS,COUNTERS,NES	11 001	14 545	8 309	411 ANIMAL OILS AND FATS	32 007	4 249	2 439
874 MEASURE,CONTROL INSTRMNT	34 677	232 660	132 569	421 FIXED VEG.FAT,OILS, SOFT	432 497	36 010	20 449
881 PHOTOGRAPH APPAR.ETC.NES	9 208	38 476	22 018	422 FIXED VEG.FAT,OILS,OTHER	211 114	26 303	14 997
882 PHOTO.CINEMATOGRPH.SUPPL	27 264	92 974	53 085	431 ANIMAL VEG.FATS,OILS,NES	165 975	31 018	17 649
883 CINE.FILM EXPOSD.DEVELOP	823	5 934	3 401	511 HYDROCARBONS,NES,DERIVTS	1 185 555	146 571	84 023
884 OPTICAL GOODS NES	4 227	119 288	68 216	512 ALCOHOL,PHENOL,ETC.DERIV	1 546 932	289 595	164 788
885 WATCHES AND CLOCKS	6 096	42 162	24 027	513 CARBOXYLIC ACIDS,DERIVTS	1 285 063	262 721	149 823
891 ARMS AND AMMUNITION	12 856	23 504	13 379	514 NITROGEN-FUNCT.COMPOUNDS	693 849	330 573	189 024
892 PRINTED MATTER	254 155	182 691	103 825	515 ORGAN-INOORGANIC COMPNDS	361 921	399 749	229 031
893 ARTICLES,NES,OF PLASTICS	506 656	352 769	201 250	516 OTHER ORGANIC CHEMICALS	699 736	178 313	101 762
894 BABY CARRIAGE, TOYS,GAMES	139 858	194 664	110 848	522 INORGANIC CHEM.ELEMENTS	1 180 655	171 388	97 916
895 OFFICE,STATIONERY SUPPLS	33 167	59 952	34 166	523 METAL.SALTS,INORGAN.ACID	953 420	109 564	62 652
896 WORKS OF ART,ANTIQUE ETC	1 226	17 396	9 829	524 OTHER CHEMICAL COMPOUNDS	195 390	63 575	36 254
897 GOLD,SILVERWARE,JEWEL NES	3 467	352 859	200 288	525 RADIO-ACTIVE MATERIALS	54	24 791	14 175
898 MUSICAL INSTRUMENTS,ETC.	28 439	81 290	46 241	531 SYNTH.COLOURS,LAKES,ETC.	234 895	378 211	216 578
899 MISC MANUFACTRD GOODS NES	72 804	126 559	72 382	532 DYEING,TANNING MATERIALS	176 576	41 462	23 792
961 COIN NONGOLD NONCURRENT	79	722	417	533 PIGMENTS,PAINTS,ETC.	802 264	429 622	245 667
971 GOLD,NONMONTRY EXCL ORES		887	504	541 MEDICINES,ETC.EXC.GRP542	39 814	362 774	207 130
				542 MEDICAMENTS	71 074	400 377	229 611
EXPORTS	146 212 927	51 652 404	29 457 431	551 ESSNTL.OIL,PERFUME,FLAVR	23 859	51 483	29 411
001 LIVE ANIMALS	336 381	177 404	101 078	553 PERFUMERY,COSMETICS,ETC.	80 434	119 103	68 027
011 BOVINE MEAT	911 058	672 447	380 515	554 SOAP,CLEANERS,POLISH,ETC	980 376	259 193	147 805
012 OTHER MEAT, MEAT OFFAL	552 317	206 867	118 145	562 FERTILIZER,EXCEPT GRP272	2 705 302	111 274	64 128
016 MEAT,ED.OFFL,DRY,SLT,SMK	2 611	2 669	1 526	571 POLYMERS OF ETHYLENE	1 226 149	250 236	142 869
017 MEAT,OFFL.PRPD,PRSD,NES	10 270	9 717	5 528	572 POLYMERS OF STYRENE	875 594	240 298	137 537
022 MILK AND CREAM	14 744 671	1 670 778	949 136	573 POLYMERS,VINYL CHLORIDE	1 140 463	226 899	129 182
023 BUTTER,OTHER FAT OF MILK	204 894	129 649	74 731	574 POLYACETAL,POLYCARBONATE	898 934	374 885	214 374
024 CHEESE AND CURD	1 402 065	933 514	530 031	575 OTH.PLASTIC,PRIMARY FORM	2 859 027	935 845	534 651
025 EGGS,BIRDS,YOLKS,ALBUMIN	148 993	26 480	15 270	579 PLASTIC WASTE, SCRAP ETC	301 951	24 268	13 803
034 FISH,FRESH,CHILLED,FROZEN	21 443	17 910	10 129	581 PLASTIC TUBE,PIPE,HOSE	108 398	106 214	60 514
035 FISH,DRIED,SALTED,SMOKED	2 271	3 373	1 907	582 PLASTIC PLATE,SHEETS,ETC	651 156	477 145	272 685
036 CRUSTACEANS,MOLLUSCS ETC	651	682	390	583 MONOFILAMENT OF PLASTICS	25 397	27 656	15 846
037 FISH ETC.PRPD,PRSD,NES	99 207	64 548	36 916	591 INSECTICIDES, ETC.	125 044	113 067	65 644
041 WHEAT, MESLIN, UNMILLED	836 456	42 221	23 970	592 STARCHES,INULIN,ETC.	320 292	112 306	64 025
042 RICE	1 498	224	125	593 EXPLOSIVES,PYROTECHNICS	18 246	20 251	11 287
043 BARLEY, UNMILLED	23 190	1 030	580	597 PREPRD ADDITIVES,LIQUIDS	357 050	111 365	63 867
044 MAIZE UNMILLED	2 504	394	231	598 MISC.CHEMICAL PRDTS,NES	2 246 501	629 040	359 537
045 OTHER CEREALS, UNMILLED	63 993	2 873	1 615	600 CPL IND PLANT CHAP 69-78	1 960	1 503	813
046 WHEAT,FLOUR OF WHEAT,MSLN	4 045	207	120	611 LEATHER	102 117	87 492	50 062
047 OTHER CEREAL MEAL,FLOURS	1 191	123	70	612 MANUFACT.LEATHER ETC.NES	1 537	7 771	4 438
048 CEREAL PREPARATIONS	417 166	159 325	90 240	613 FURSKINS,TANNED,DRESSED	702	18 261	10 542
054 VEGETABLES	773 988	37 797	21 674	621 MATERIALS OF RUBBER	90 216	69 454	39 560
056 VEGETABLES,PRPD,PRSD,NES	206 874	90 500	51 568	625 RUBBER TYRES,TUBES,ETC.	428 559	309 333	176 696
057 FRUIT,NUTS EXCL.OIL NUTS	339 148	81 595	46 681	629 ARTICLES OF RUBBER, NES	28 438	81 195	46 307
058 FRUIT,PRESERVED,PREPARED	74 226	29 182	16 618	633 CORK MANUFACTURES	564	1 823	1 045
059 FRUIT,VEGETABLE JUICES	79 317	16 709	9 525	634 VENEERS,PLYWOOD,ETC.	533 281	65 850	37 696
061 SUGARS,MOLASSES,HONEY	471 721	68 978	38 745	635 WOOD MANUFACTURES, NES	105 222	22 342	12 772
062 SUGAR CONFECTIONERY	41 376	21 413	12 561	641 PAPER AND PAPERBOARD	3 687 071	675 677	385 723
071 COFFEE,COFFEE SUBSTITUTE	5 098	7 535	4 248	642 PAPER,PAPERBOARD,CUT ETC	540 385	233 703	133 270
072 COCOA	88 305	39 315	22 362	651 TEXTILE YARN	619 110	790 695	452 685
073 CHOCOLATE,OTH.COCOA PREP.	105 135	67 921	38 309	652 COTTON FABRICS, WOVEN	187 816	263 735	151 164
074 TEA AND MATE	1 348	1 926	1 099	653 FABRICS,MAN-MADE FIBRES	126 161	280 613	159 972
075 SPICES	5 937	7 075	4 034	654 OTH.TEXTILE FABRIC,WOVEN	27 661	106 715	61 752
081 ANIMAL FEED STUFF	509 841	91 796	52 398	655 KNIT.CROCHET.FABRIC NES	21 936	55 309	31 625
091 MARGARINE AND SHORTENING	128 603	22 469	12 783	656 TULLE,LACE,EMBROIDRY.ETC	12 805	58 269	33 309
098 EDIBLE PROD.PREPRTS,NES	149 178	79 694	45 626	657 SPECIAL YARN,TXTL.FABRIC	230 391	272 099	155 550
111 NON-ALCOHOL.BEVERAGE,NES	68 390	11 230	6 396	658 TEXTILE ARTICLES NES	38 419	65 803	37 467
112 ALCOHOLIC BEVERAGES	872 959	121 358	68 922	659 FLOOR COVERINGS, ETC.	44 403	46 974	26 912
121 TOBACCO, UNMANUFACTURED	929	350	201	661 LIME,CEMENT,CONSTR.MATRL	89 437	7 279	4 174
122 TOBACCO, MANUFACTURED	146 338	467 796	266 261	662 CLAY,REFRCT.CONSTR.MATRL	1 055 725	127 366	72 634
211 HIDES,SKINS(EX.FURS),RAW	458 583	185 901	106 348	663 MINERAL MANUFACTURES,NES	692 677	212 452	121 070
212 FURSKINS, RAW	43	2 308	1 367	664 GLASS	1 409 032	321 720	184 329
222 OILSEED(SFT.FIX VEG.OIL)	9 720	1 599	897	665 GLASSWARE	262 278	95 380	54 274
223 OILSEED(OTH.FIX.VEG.OIL)	8 772	1 109	631	666 POTTERY	183 365	199 355	113 438
231 NATURAL RUBBER, ETC.	2 965	605	346	667 PEARLS,PRECIOUS STONES			
232 SYNTHETIC RUBBER, ETC.	518 852	105 938	60 681	671 PIG IRON,SPIEGELEISN,ETC	903 819	76 066	43 551
245 FUEL WOOD, WOOD CHARCOAL	753	266	151	672 INGOTS ETC.IRON OR STEEL	1 600 829	137 063	77 575
246 WOOD IN CHIPS, PARTICLES	32 728	1 327	750	673 FLAT-ROLLED IRON ETC.	5 575 911	414 612	235 464
247 WOOD ROUGH,ROUGH SQUARED	2 546 014	54 850	31 348	674 FLAT-ROLLED PLATED IRON	1 189 361	135 980	77 513
248 WOOD, SIMPLY WORKED	957 697	52 740	30 137	675 FLAT-ROLLED, ALLOY STEEL	993 809	292 728	166 398
251 PULP AND WASTE PAPER	1 784 099	79 730	45 414	676 IRON,STL.BAR,SHAPES,ETC.	2 661 561	293 418	167 056
261 SILK	2 495	11 659	6 697	677 RAILWAY TRACK IRON,STEEL	426 732	18 531	10 474
263 COTTON	98 067	23 503	13 399	678 WIRE OF IRON OR STEEL	159 316	24 608	13 999
265 VEGETABLE TEXTILE FIBRES	195	53	30	679 TUBES,PIPES,ETC.IRON,STL	1 193 459	210 041	119 599
266 SYNTHETIC FIBRES	699 644	252 237	144 359	681 SILVER,PLATINUM,ETC.	1 724	60 521	34 680
267 OTHER MAN-MADE FIBRES	264 849	63 479	36 301	682 COPPER	668 454	402 431	229 425
268 WOOL, OTHER ANIMAL HAIR	110 279	155 963	89 232	683 NICKEL	16 274	43 473	24 704
269 WORN CLOTHING,TEXTL.ARTL	346 623	25 684	14 748	684 ALUMINIUM	1 147 027	580 069	330 192
272 FERTILIZERS, CRUDE	50 791	2 366	1 363	685 LEAD	171 090	23 211	13 191
273 STONE, SAND AND GRAVEL	1 411 710	15 424	8 801	686 ZINC	281 831	59 917	34 273
274 SULPHUR,UNRSTD.IRON PYRS	8 474	353	202	687 TIN	3 582	4 416	2 534
277 NATURAL ABRASIVES, NES	1 021	998	572	689 MISC.NON-FERR.BASE METAL	8 322	7 308	4 147
278 OTHER CRUDE MINERALS	12 818 668	127 895	72 956	691 METALLIC STRUCTURES NES	152 703	85 720	48 656
282 FERROUS WASTE AND SCRAP	17 271 892	400 956	228 120	692 CONTAINERS,STORAGE,TRNSP	51 678	43 455	24 643
283 COPPER ORES,CONCENTRATES	930	125	66	693 WIRE PRODUCTS EXCL.ELECT	75 924	37 863	21 623
285 ALUMINIUM ORE,CONCTR.ETC	438 644	47 203	27 064	694 NAILS,SCREWS,NUTS,ETC.	89 045	84 415	48 078
287 ORE,CONCENTR.BASE METALS	71 248	4 182	2 379	695 TOOLS	68 362	298 172	170 476
288 NON-FERROUS WASTE,SCRAP	946 249	200 737	114 084	696 CUTLERY	12 231	53 578	30 556
291 CRUDE ANIMAL MATERIALS,NES	81 657	32 886	18 657	697 HOUSEHOLD EQUIPMENT,NES	40 994	81 977	46 855
292 CRUDE VEG.MATERIALS, NES	82 620	69 387	40 007	699 MANUFACTS.BASE METAL,NES	405 736	418 997	239 461
				700 CPL IND PLANT (84/85/87)	16 623	39 073	21 644



## 7 IMPORTS AND EXPORTS (SPECIAL TRADE) BY COUNTRIES OF PRODUCTION AND CONSUMPTION AND BY GROUPS OF THE SITC-REV. III 1988

GROUP DESCRIPTION	DT = 100 KG	1 000 DM	1 000 \$	GROUP DESCRIPTION	DT = 100 KG	1 000 DM	1 000 \$
711 STEAM GENER. BOILERS, ETC.	8 826	12 525	7 215	025 EGGS, BIRDS, YOLKS, ALBUMIN	30 390	9 251	5 293
712 STEAM TURBINES	2 116	14 634	8 306	034 FISH, FRESH, CHILLED, FROZEN	91 864	28 819	16 527
713 INTRNL COMBUS PSTN ENGIN	87 919	379 748	216 010	035 FISH, DRIED, SALTED, SMOKED	1 757	2 272	1 277
714 ENGINES, MOTORS NON-ELECT	659	29 301	16 581	036 CRUSTACEANS, MOLLUSCS ETC	7 888	10 826	6 153
716 ROTATING ELECTRIC PLANT	119 393	294 151	168 000	037 FISH ETC. PRPDP, PRSVD, NES	9 793	8 718	4 999
718 OTH. POWR. GENRTRNG. MACHNRY	19 234	63 564	36 238	041 WHEAT, MESLIN, UNMILLED	2 240 043	88 346	50 425
721 AGRIC. MACHINES, EX. TRACTR	86 740	99 968	57 203	042 RICE	1 307	517	296
722 TRACTORS	52 331	60 649	34 624	043 BARLEY, UNMILLED	1 181 210	45 793	26 045
723 CIVIL ENGINEERING EQUIPT	275 129	241 115	137 013	046 MEAL, FLOUR OF WHEAT, MSLN	7 174	599	337
724 TEXTILE, LEATHER MACHINES	202 010	836 196	476 710	047 OTHER CEREAL MEAL, FLOURS	5 400	436	249
725 PAPER, PULP MILL MACHINES	42 778	160 973	91 588	048 CEREAL PREPARATIONS	492 906	62 573	35 686
726 PRINTNG, BOOKBINDNG MACHS	113 222	457 231	260 316	054 VEGETABLES	1 106 529	66 043	37 561
727 FOOD-PROCESS. MCH. NON DOM	13 547	54 135	30 573	056 VEGETABLES, PRPDP, PRSVD, NES	78 313	11 224	6 409
728 OTH. MACH. PTS, SPCL INDUST	182 679	630 228	358 514	057 FRUIT, NUTS EXCL. OIL NUTS	7 850	2 139	1 193
731 METAL REMOVAL WORK TOOLS	93 322	306 397	173 658	058 FRUIT, PRESERVED, PREPARED	71 306	26 200	14 767
733 MACH-TOOLS, METAL-WORKING	64 438	163 592	92 723	059 FRUIT, VEGETABLE JUICES	2 284	530	310
735 PARTS, NES, FOR MACH-TOOLS	24 824	97 378	55 430	061 SUGARS, MOLASSES, HONEY	45 700	5 359	3 056
737 METALWORKING MACHNRY NES	33 594	103 216	58 449	062 SUGAR CONFECTIONERY	35 242	19 043	10 853
741 HEATING, COOLING EQUIP, PART	.	.	.	071 COFFEE, COFFEE SUBSTITUTE	36 288	33 770	19 147
742 PUMPS FOR LIQUIDS, PARTS	100 207	513 081	293 104	072 COCOA	26 298	19 545	11 168
743 PUMPS NES, CENTRIFUGS ETC	143 188	428 067	244 050	073 CHOCOLATE, OTH. COCOA PREP	40 076	27 676	15 807
744 MECHANICAL HANDLING EQUIP	249 368	296 697	168 710	074 TEA AND MATE	29 247	14 898	8 428
745 OTH. NONELEC MCH, TOOL, NES	71 011	308 098	175 667	075 SPICES	4 826	1 822	1 037
746 BALL OR ROLLER BEARINGS	156 601	370 167	211 587	081 ANIMAL FEED STUFF	287 538	71 761	40 743
747 TAPS, COCKS, VALVES, ETC.	123 112	344 677	196 669	091 MARGARINE AND SHORTENING	1 183	391	222
748 TRANSMISSIONS SHAFTS ETC	127 460	287 545	164 260	098 EDIBLE PROD. PREPRTNS, NES	83 447	35 344	20 124
749 NON-ELECT MACH. PARTS, ETC	56 766	151 970	86 628	111 NON-ALCOHOL. BEVERAGE, NES	8 964	1 105	644
751 OFFICE MACHINES	29 258	173 928	99 124	112 ALCOHOLIC BEVERAGES	144 476	111 631	63 543
752 AUTOMATC. DATA PROC. EQUIP	46 476	763 549	434 922	121 TOBACCO, UNMANUFACTURED	124	158	91
759 PARTS, FOR OFFICE MACHINS	21 929	312 921	178 258	122 TOBACCO, MANUFACTURED	4 522	11 816	6 725
761 TELEVISION RECEIVERS ETC	177 273	641 434	365 547	211 HIDES, SKINS (EX. FURS), RAW	33 605	17 474	10 052
762 RADIO-BROADCAST RECEIVER	16 204	80 616	46 284	212 FURSKINS, RAW	687	21 521	12 583
763 SOUND RECORDER, PHONOGRPH	15 612	132 438	76 605	222 OILSEED (SFT. FIX VEG. OIL)	841 653	63 275	36 811
764 TELECOMM. EQUIP. PARTS NES	22 995	414 850	236 377	223 OILSEED (OTH. FIX. VEG. OIL)	3 127	330	188
771 ELECT POWER MACHNRY. PARTS	33 478	157 638	89 776	231 NATURAL RUBBER, ETC.	16 849	3 195	1 899
772 ELEC. SWITCH, RELAY, CIRCUIT	147 493	1 168 113	665 297	232 SYNTHETIC RUBBER, ETC.	278 316	89 630	51 168
773 ELECTR. DISTRIB. EQPT NES	60 102	102 577	58 430	245 FUEL WOOD, WOOD CHARCOAL	627	88	53
774 ELECTRO-MEDCL. XRAY EQUIP	5 796	119 586	68 105	246 WOOD IN CHIPS, PARTICLES	1 137	75	45
775 DOM. ELEC. NON-ELEC. EQUIPT	275 589	385 800	219 717	247 WOOD ROUGH, ROUGH SQUARED	56 058	4 472	2 581
776 TRANSISTORS, VALVES, ETC.	67 666	1 057 402	599 542	248 WOOD, SIMPLY WORKED	5 298	986	554
778 ELECTRIC. MACH. APPART. NES	378 492	879 135	501 793	251 PULP AND WASTE PAPER	755 812	31 815	17 984
781 PASS. MOTOR VEHCLS. EX. BUS	3 344 522	6 467 171	3 689 558	261 SILK	184	625	351
782 GOODS, SPCL TRANSPORT VEH	982 719	1 199 728	684 608	263 COTTON	11 498	2 753	1 574
783 ROAD MOTOR VEHICLES NES	143 793	236 725	134 753	265 VEGETABLE TEXTILE FIBRES	857	119	67
784 PARTS, TRACTORS, MOTOR VEH	967 181	1 545 952	883 364	266 SYNTHETIC FIBRES	45 907	20 265	11 553
785 CYCLES, MOTORCYCLES ETC.	18 603	37 641	21 468	267 OTHER MAN-MADE FIBRES	79 942	32 255	18 293
786 TRAILERS, SEMI-TRAILR, ETC	143 315	97 006	55 568	268 WOOL, OTHER ANIMAL HAIR	40 148	44 622	25 603
791 RAILWAY VEHICLES. EQUIPNT	82 992	72 146	41 112	269 WORN CLOTHING, TEXTL. ARTL	4 120	1 192	673
792 AIRCRAFT, ASSCOTD. EQUIPNT	1 824	169 595	95 399	272 FERTILIZERS, CRUDE	769	60	37
793 SHIP, BOAT, FLOAT. STRUCTRS	60 982	35 210	20 111	273 STONE, SAND AND GRAVEL	5 719 492	9 350	5 255
800 CPL IND PLANT CHAP 90/94	14	480	278	274 SULPHUR, UNRSTD. IRON PYRS	3 055	280	162
811 PREFABRICATED BUILDINGS	2 734	5 714	3 253	277 NATURAL ABRASIVES, NES	844	4 312	2 439
812 PLUMBING, SANITRY, EQPT. ETC	111 935	157 800	90 070	278 OTHER CRUDE MINERALS	7 606 473	143 488	81 680
813 LIGHTING FIXTURES ETC. NES	29 968	70 285	40 116	281 IRON ORE, CONCENTRATES	4 795	128	73
821 FURNITURE, CUSHIONS, ETC.	164 302	161 912	92 341	282 FERROUS WASTE AND SCRAP	518 596	14 326	8 118
831 TRUNK, SUIT-CASES, BAG, ETC	5 334	14 999	8 535	284 NICKEL ORES, CONCTR, MATTE	761	1 337	742
841 MENS, BOYS CLOTHING, X-KNIT	9 402	76 287	42 966	285 ALUMINIUM ORE, CONCTR. ETC	4 244	817	461
842 WOMEN, GIRL CLOTHING, XKNIT	4 104	53 788	30 350	287 ORE, CONCENTR. BASE METALS	21 289	9 926	5 597
843 MENS, BOYS CLOTHING, KNIT	879	7 246	4 174	288 NON-FERROUS WASTE, SCRAP	1 026 748	252 785	143 373
844 WOMEN, GIRLS CLOTHING, KNIT	1 732	14 915	8 477	289 PREC. METAL ORES, CONCTRSTS	3 570	8 769	4 593
845 OTHR. TEXTILE APPAREL, NES	7 951	64 366	36 604	291 CRUDE ANIMAL MATERLS. NES	15 817	13 858	7 949
846 CLOTHING ACCESSRS, FABRIC	5 821	43 092	24 398	292 CRUDE VEG. MATERIALS, NES	27 928	11 427	6 531
848 CLOTHING, NONTXTL.; HEADGEAR	5 986	56 859	32 236	321 COAL, NOT AGGLOMERATED	1 035 778	8 107	4 664
851 FOOTWEAR	13 841	49 167	28 020	325 COKE, SEMI-COKE, RET. CARBN	168 441	3 454	2 006
871 OPTICAL INSTRUMENTS, NES	2 104	59 149	33 618	333 PETROLEUM OILS, CRUDE	191 897 715	3 932 687	2 248 957
872 MEDICAL INSTRUMENTS NES	16 919	234 691	133 757	334 RESIDUAL PRODUCTS	24 453 939	684 944	387 651
873 METERS, COUNTERS, NES	8 347	45 612	26 084	335 PETROLEUM PETROL. PRODUCTS	1 884 723	65 679	37 489
874 MEASURE, CONTROL INSTRMNT	54 350	966 347	551 267	342 LIQUEFIED PROPANE, BUTANE	911 863	23 007	13 336
881 PHOTOGRAPH APPAR. ETC. NES	15 399	117 728	67 198	344 PETROLEUM GASES, NES	16 376	8 711	392
882 PHOTO. CINEMATOPRPH. SUPPL	199 855	239 366	136 708	411 ANIMAL OILS AND FATS	28 110	8 748	5 011
883 CINE. FILM EXPOSD. DEVELPD	48	605	345	421 FIXED VEG. FAT, OILS, SOFT	16 214	1 164	676
884 OPTICAL GOODS NES	1 897	78 223	44 595	422 FIXED VEG. FAT, OILS, OTHER	26 552	2 810	1 651
885 WATCHES AND CLOCKS	9 825	103 298	58 895	431 ANIMAL, VEG. FATS, OILS, NES	255 612	24 479	13 958
891 ARMS AND AMMUNITION	4 663	21 411	12 142	511 HYDROCARBONS, NES, DERIVTS	3 917 767	287 232	164 462
892 PRINTED MATTER	278 794	191 462	108 815	512 ALCOHOL, PHENOL, ETC. DERIV	718 438	92 087	52 471
893 ARTICLES, NES, OF PLASTICS	272 697	303 763	173 561	513 CARBOXYLIC ACIDS, DERIVTS	678 128	146 123	83 113
894 BABY CARRIAGE, TOYS, GAMES	50 953	103 812	58 795	514 NITROGEN-FUNCT. COMPOUNDS	923 485	912 516	518 598
895 OFFICE, STATIONERY SUPPLS	27 144	95 809	54 536	515 ORGANO-INORGANIC COMPNDS	161 117	241 919	136 922
896 WORKS OF ART, ANTIQUE ETC	304	100 327	58 712	516 OTHER ORGANIC CHEMICALS	212 271	84 885	48 250
897 GOLD, SILVERWARE, JEWEL NES	631	23 699	13 482	522 INORGANIC CHEM. ELEMENTS	352 939	84 472	48 016
898 MUSICAL INSTRUMENTS, ETC.	67 177	216 605	123 839	523 METAL. SALTS, INORGAN. ACID	247 308	43 608	24 853
899 MISC MANUFCTRD GOODS NES	27 883	91 228	52 055	524 OTHER CHEMICAL COMPOUNDS	31 174	22 083	12 530
941 COMPL IND PLANT CHAPT 99	68	166	92	525 RADIO-ACTIVE MATERIALS	3 668	298 485	166 548
961 COIN NONGOLD NONCURRENT	4	183	106	531 SYNTH. COLOURS, LAKES, ETC.	64 414	112 775	64 335
971 GOLD, NONMONTRY EXCL DRES	113	112 645	64 221	532 DYEING, TANNING MATERIALS	6 754	1 759	998
972		377	216	533 PIGMENTS, PAINTS, ETC.	374 306	176 853	100 622
UNTD KINGDOM				541 MEDICINES, ETC. EXC. GRP542	18 442	131 732	75 366
IMPORTS	274 454 778	30 442 596	17 342 562	542 MEDICAMENTS	32 037	288 321	164 303
001 LIVE ANIMALS	21 843	13 608	7 770	551 ESSNTL. OIL, PERFUME, FLAVR	24 578	39 737	22 659
011 BOVINE MEAT	26 006	25 399	14 398	553 PERFUMERY, COSMETICS, ETC.	86 368	137 517	78 158
012 OTHER MEAT, MEAT OFFAL	541 495	180 837	102 905	554 SOAP, CLEANERS, POLISH, ETC	271 810	65 607	37 581
016 MEAT, ED. OFFL, DRY, SLT, SMK	369	325	185	562 FERTILIZER, EXCEPT GRP272	372 594	10 976	6 300
017 MEAT, OFFL. PRPDP, PRSVD, NES	914	700	406	571 POLYMERS OF ETHYLENE	162 936	40 044	22 737
022 MILK AND CREAM	174 742	39 852	22 585	573 POLYMERS, VINYL CHLORIDE	49 052	25 180	14 321
023 BUTTER, OTHER FAT OF MILK	172 648	53 395	30 513	574 POLYACETAL, POLYCARBONATE	148 848	52 179	29 725
024 CHEESE AND CURD	37 572	26 012	14 961	575 OTH. PLASTIC, PRIMARY FORM	617 328	253 279	144 343
				579 PLASTIC WASTE, SCRAP ETC	28 824	3 508	1 992
				581 PLASTIC TUBE, PIPE, HOSE	17 780	25 395	14 456

7 IMPORTS AND EXPORTS (SPECIAL TRADE) BY COUNTRIES OF PRODUCTION AND CONSUMPTION AND BY GROUPS OF THE SITC-REV. III 1988

GROUP DESCRIPTION	DT = 100 KG	1 000 DM	1 000 \$	GROUP DESCRIPTION	DT = 100 KG	1 000 DM	1 000 \$
582 PLASTIC PLATE,SHEETS,ETC	217 400	186 812	106 471	778 ELECTRIC.MACH.APPART.NES	113 015	366 614	207 725
589 MONOFILAMENT OF PLASTICS	12 336	8 673	4 912	781 PASS.MOTOR VEHCLS.EX.BUS	182 936	360 710	205 774
591 INSECTICIDES, ETC.	98 662	102 252	58 892	782 GOODS,SPCL TRANSPORT VEH	57 344	73 264	41 672
592 STARCHES,INULIN,ETC.	39 740	25 362	14 419	783 ROAD MOTOR VEHICLES NES	1 169	918	535
593 EXPLOSIVES,PYROTECHNICS	3 892	10 536	6 067	784 PARTS,TRACTORS,MOTOR VEH	1 439 865	1 481 753	846 771
597 PREPRD ADDITIVES,LIQUIDS	312 805	79 288	45 141	785 CYCLES,MOTORCYCLES ETC.	7 887	18 282	10 471
598 MISC.CHEMICAL PRDCTS.NES	620 382	259 140	147 302	786 TRAILERS,SEMI-TRAILR,ETC	38 254	17 388	9 922
611 LEATHER	4 874	29 686	17 090	791 RAILWAY VEHICLES.EQUIPNT	7 148	10 118	5 732
612 MANUFACT. LEATHER ETC.NES	1 108	3 710	2 115	792 AIRCRAFT, ASSOCTD.EQUIPNT	29 482	1 237 824	707 278
613 FURSKINS,TANNED,DRESSED	877	19 687	11 271	793 SHIP,BOAT,FLOAT,STRUCTRS	16 166	40 404	23 025
621 MATERIALS OF RUBBER	64 588	56 009	32 019	811 PREFABRICATED BUILDINGS	39 209	14 258	8 056
625 RUBBER TYRES,TUBES,ETC.	483 074	340 130	193 367	812 PLUMBNG,SANITRY,EQPT.ETC	2 337	2 177	1 286
629 ARTICLES OF RUBBER, NES	40 823	58 611	33 406	813 LIGHTNG FIXTURES ETC.NES	10 303	28 869	16 386
633 CRK MANUFACTURES	2 361	919	526	821 FURNITURE,CUSHIONS,ETC.	117 360	124 328	70 932
634 VENEERS, PLYWOOD, ETC.	35 735	5 832	3 333	831 SHIRT,SUIT-CASES,BAG,ETC	3 912	13 976	7 961
635 WOOD MANUFACTURES, NES	36 827	9 149	5 213	841 MENS,BOYS CLOTHING,X-KNIT	8 397	52 779	30 133
641 PAPER AND PAPERBOARD	1 076 491	303 163	172 735	842 WOMEN,GIRL CLOTHING,XKNIT	17 414	167 996	95 590
642 PAPER,PAPERBOARD,CUT ETC	174 933	86 601	49 273	843 MENS,BOYS CLOTHING,KNIT	1 955	11 913	6 797
651 TEXTILE YARN	241 530	237 043	135 282	844 WOMEN,GIRLS CLOTHING,KNIT	6 330	43 424	24 692
652 COTTON FABRICS, WOVEN	15 529	31 456	17 976	845 OTHR.TEXTILE APPAREL,NES	22 570	143 919	81 540
653 FABRICS,MAN-MADE FIBRES	51 828	45 707	26 029	846 CLOTHING ACCESSRS,FABRIC	3 957	24 342	13 699
654 OTH.TEXTILE FABRIC,WOVEN	20 031	80 658	46 049	848 CLOTHING,NONTXLT;HEADGEAR	7 316	33 648	19 068
655 KNIT.CROCHET.FABRIC NES	15 380	32 305	18 398	851 FOOTWEAR	11 556	51 777	29 571
656 TULLE,LACE,EMBROIDRY,ETC	1 724	10 786	6 139	871 OPTICAL INSTRUMENTS,NES	1 534	37 997	21 663
657 SPECIAL YARN,TXTL.FABRIC	55 109	83 199	47 388	872 MEDICAL INSTRUMENTS NES	15 446	90 296	51 416
658 TEXTILE ARTICLES NES	14 351	29 143	16 601	873 METERS,COUNTERS,NES	1 537	12 681	7 217
659 FLOOR COVERINGS, ETC.	26 770	37 251	21 233	874 MEASURE,CONTROL INSTRMNT	25 128	516 181	293 827
661 LIME,CEMENT,CONSTR.MATRL	76 691	12 272	6 948	881 PHOTOGRAPH APPAR.ETC.NES	2 937	33 537	19 090
662 CLAY,REFRCT.CONSTR.MATRL	206 244	27 159	15 430	882 PHOTO.CINEMATDGRPH,SUPL	102 106	247 726	141 813
663 MINERAL MANUFACTURES,NES	147 970	112 805	64 309	883 CINE.FILM EXPOSD.DEVELPD	1 178	17 458	9 958
664 GLASS	166 876	53 962	30 764	884 OPTICAL GOODS NES	803	31 076	17 668
665 GLASSWARE	138 930	30 081	17 105	885 WATCHES AND CLOCKS	812	5 918	3 369
666 POTTERY	122 349	78 544	44 807	891 ARMS AND AMMUNITION	3 901	5 612	3 198
667 PEARLS,PRECIOUS STONES				892 PRINTED MATTER	121 117	167 039	95 145
671 PIG IRON, SPIEGELEISN,ETC	219 607	82 716	46 902	893 ARTICLES,NES,OF PLASTICS	198 935	192 688	109 672
672 INGOTS ETC. IRON OR STEEL	2 852 660	488 436	278 060	894 BABY CARRIAGE, TOYS,GAMES	44 634	99 485	56 679
673 FLAT-ROLLED IRON ETC.	1 437 463	131 456	74 990	895 OFFICE,STATIONERY SUPPLS	22 513	52 260	29 834
674 FLAT-ROLLED PLATED IRON	718 296	102 457	58 434	896 WORKS OF ART,ANTIQUE ETC	10 824	118 432	67 141
675 FLAT-ROLLED, ALLOY STEEL	352 633	144 327	81 974	897 GOLD,SILVERWARE,JEWL NES	748	31 107	17 779
676 IRON, STL, BAR, SHAPES ETC.	1 851 780	163 805	93 628	898 MUSICAL INSTRUMENTS,ETC.	89 569	311 631	177 912
677 RAILWAY TRACK IRON,STEEL	2 420	320	176	899 MISC MANUFACTD GOODS NES	48 061	69 341	39 540
678 WIRE OF IRON OR STEEL	80 201	20 709	11 749	961 COIN NONGOLD NONCURRENT	105	9 841	5 704
679 TUBES,PIPES,ETC. IRON, STL	474 581	110 167	62 325	971 GOLD,NONMONTRY EXCL DRES	72	138 230	79 414
681 SILVER,PLATINUM,ETC.	3 684	269 294	154 723	972	6	14 961	8 667
682 COPPER	255 501	128 627	74 063	EXPORTS	94 670 873	52 873 733	30 091 547
683 NICKEL	70 855	165 775	93 751	001 LIVE ANIMALS	1 783	3 332	1 916
684 ALUMINIUM	1 029 750	417 609	236 887	011 BOVINE MEAT	201 605	113 634	63 614
685 LEAD	411 830	58 129	33 365	012 OTHER MEAT, MEAT OFFAL	62 245	16 729	9 467
686 ZINC	16 815	3 870	2 174	016 MEAT,ED.OFFL,DRY,SLT,SMK	121 280	62 273	35 351
687 TIN	32 687	41 547	23 590	017 MEAT,OFFL,PRPD,PRSD,NES	73 923	56 557	32 070
689 MISC.NON-FERR.BASE METAL	8 235	19 851	11 318	022 MILK AND CREAM	273 812	67 468	38 435
691 METALLIC STRUCTURES NES	84 681	43 536	24 775	023 BUTTER,OTHER FAT OF MILK	2 903	3 007	1 714
692 CONTAINERS, STORAGE,TRNSP	74 559	40 818	23 218	024 CHEESE AND CURD	367 194	244 757	139 369
693 WIRE PRODUCTS EXCL.ELECT	18 919	11 149	6 379	025 EGGS,BIRDS,YOLKS,ALBUMIN	35 355	9 965	5 633
694 NAILS,SCREWS,NUTS,ETC.	43 279	50 581	28 789	026 FISH,FRESH,CHILLED,FROZN	38 081	17 774	10 037
695 TUDLS	23 749	102 347	58 346	029 FISH,DRIED,SALTED,SMOKED	640	100	57
696 CUTLERY	6 875	20 025	11 425	036 CRUSTACEANS,MOLLUSCS ETC	784	1 742	1 012
697 HOUSEHOLD EQUIPMENT,NES	10 932	17 163	9 739	037 FISH ETC.PRPD,PRSD,NES	14 320	10 514	5 950
699 MANUFACTS.BASE METAL,NES	209 128	164 323	93 667	041 WHEAT, MESLIN, UNMILLED	1 877 832	84 988	50 028
711 STEAM GENER. BOILERS,ETC.	1 117	1 499	836	042 RICE	20 876	4 922	2 781
712 STEAM TURBINES	834	6 739	3 954	043 BARLEY, UNMILLED	6 039	4 449	263
713 INTRNL COMBUS PSTN ENGIN	489 237	803 989	460 182	044 MAIZE UNMILLED	100 930	6 486	3 756
714 ENGINES,MOTORS NON-ELECT	4 528	201 145	114 415	045 OTHER CEREALS, UNMILLED	40 869	1 899	1 069
716 ROTATING ELECTRIC PLANT	81 447	56 275	32 042	046 MEAL,FLOUR OF WHEAT,MSLN	3 460	250	142
718 OTH.PWR.GENRTNG.MACHNRY	9 858	32 163	18 238	047 OTHER CEREAL MEAL,FLOURS	1 436	98	55
721 AGRIC.MACHINES,EX.TRACTR	31 772	41 930	24 068	048 CEREAL PREPARATIONS	369 398	110 261	62 456
722 TRACTORS	18 237	17 423	9 863	054 VEGETABLES	91 023	21 824	12 653
723 CIVIL ENGINEERING EQUIPT	122 323	103 225	58 759	056 VEGETABLES,PRPD,PRSD,NES	159 333	34 783	19 812
724 TEXTILE,LEATHER MACHINES	21 113	64 239	36 658	057 FRUIT,NUTS EXCL.OIL NUTS	93 340	20 984	11 682
725 PAPER,PULP MILL MACHINES	24 851	61 435	34 977	058 FRUIT,PRESERVED,PREPARED	78 656	26 424	14 968
726 PRINTNG,BOOKBINDNG MACHS	24 344	69 838	39 677	059 FRUIT,VEGETABLE JUICES	313 826	81 115	46 486
727 FOOD-PROCESS.MCHL.NON DOM	4 193	16 320	9 249	061 SUGARS,MOLASSES,HONEY	101 055	12 077	6 890
728 OTH.MACH,PTS,SPCL INDUST	48 540	144 754	82 199	062 SUGAR CONFECTIONERY	27 832	11 877	6 713
731 METAL REMOVAL WOKR TOOLS	30 931	99 673	56 722	071 COFFEE,COFFEE SUBSTITUTE	144 826	211 848	120 274
733 MACH-TOOLS,METAL-WORKING	7 827	21 703	12 966	072 COCOA	28 393	14 884	8 492
735 PARTS,NES,FOR MACH-TOOLS	16 911	64 149	36 401	073 CHOCOLATE,OTH.COCOA PREP	112 405	67 826	38 278
737 METALWORKING MACHNRY NES	41 044	40 824	23 308	074 TEA AND MATE	1 167	3 610	2 037
741 HEATNG,COOLNG EQUIP,PART	53 094	103 326	58 617	075 SPICES	7 154	5 865	3 331
742 PUMPS FOR LIQUIDS,PARTS	21 829	61 696	35 042	081 ANIMAL FEED STUFF	1 359 933	91 029	51 749
743 PUMPS NES,CENTRIFUGS ETC	66 106	206 592	117 643	091 MARGARINE AND SHORTENING	22 499	7 291	4 102
744 MECHANICAL HANDLNG EQUIP	105 414	134 588	76 558	098 EDIBLE PRD.PREPRTRS,NES	127 661	64 901	36 899
745 OTH.NONELEC MCH,TOOL,NES	24 889	125 197	71 236	111 NON-ALCOHOL.BEVERAGE,NES	206 698	28 118	15 805
746 BALL DR ROLLER BEARINGS	56 859	148 943	84 983	112 ALCOHOLIC BEVERAGES	2 758 643	466 641	264 499
747 TAPS,COCKS,VALVES,ETC.	27 733	110 813	62 900	121 TOBACCO, UNMANUFACTURED	1 503	546	309
748 TRANSMISSIONS SHAFTS ETC	71 589	89 782	47 774	122 TOBACCO, MANUFACTURED	115 666	155 313	87 939
749 NON-ELECT MACH.PARTS,ETC	16 290	48 417	27 612	211 HIDES,SKINS(EX.FURS),RAW	10 886	1 629	930
751 OFFICE MACHINES	34 907	210 088	118 970	212 FURSKINS, RAW	7	248	135
752 AUTOMATC.DATA PROC.EQUIP	72 179	1 601 278	908 247	222 OILSEED(SFT.FIX VEG.OIL)	33 633	5 449	3 108
759 PARTS,FOR OFFICE MACHINS	24 410	709 085	403 617	223 OILSEED(OTH.FIX.VEG.OIL)	4 771	878	496
761 TELEVISION RECEIVERS ETC	60 293	247 823	140 958	231 NATURAL RUBBER, ETC.	1 519	379	211
762 RADIO-BROADCAST RECEIVER	4 446	15 577	8 798	232 SYNTHETIC RUBBER, ETC.	234 915	55 795	31 873
763 SOUND RECORDER,PHONOGRPH	10 654	90 863	52 186	245 FUEL WOOD, WOOD CHARCOAL	902	187	106
764 TELECOMM.EQUIP.PARTS NES	43 391	356 042	202 447	246 WOOD IN CHIPS, PARTICLES	10 910	571	324
771 ELECT POWER MACHNRY.PARTS	30 584	65 326	37 140	247 WOOD ROUGH,ROUGH SQUARED	46 687	1 308	724
772 ELECT SWITCH.RELAY.CIRCUIT	40 398	291 358	165 796	248 WOOD, SIMPLY WORKED	648 976	51 319	29 314
773 ELECTR DISTRIB.EQPT NES	34 514	124 941	70 970	251 PULP AND WASTE PAPER	175 056	15 485	8 746
774 ELECTRO-MEDCL,XRAY EQUIP	2 779	61 408	35 161	261 SILK	300	1 025	580
775 DOM.ELEC.NON-ELEC.EQUIPT	139 729	197 241	111 723				
776 TRANSISTORS, VALVES, ETC.	67 905	780 676	444 159				

## 7 IMPORTS AND EXPORTS (SPECIAL TRADE) BY COUNTRIES OF PRODUCTION AND CONSUMPTION AND BY GROUPS OF THE SITC-REV. III 1988

GROUP DESCRIPTION	DT = 100 KG	1 000 DM	1 000 \$	GROUP DESCRIPTION	DT = 100 KG	1 000 DM	1 000 \$
263 COTTON	72 269	10 121	5 727	679 TUBES,PIPES,ETC. IRON, STL	1 012 360	237 867	134 239
265 VEGETABLE TEXTILE FIBRES	656	190	106	681 SILVER, PLATINUM, ETC.	758	52 697	29 788
266 SYNTHETIC FIBRES	292 614	102 961	58 715	682 COPPER	546 519	365 010	207 794
267 OTHER MAN-MADE FIBRES	106 521	39 817	22 705	683 NICKEL	16 224	42 487	24 328
268 WOOL, OTHER ANIMAL HAIR	18 699	22 071	12 627	684 ALUMINIUM	1 112 643	653 262	371 647
269 WORN CLOTHING, TEXTL. ARTL	20 702	5 634	3 210	685 LEAD	62 674	15 340	8 851
272 FERTILIZERS, CRUDE	192 876	1 974	1 124	686 ZINC	97 160	20 941	11 926
273 STONE, SAND AND GRAVEL	503 842	4 405	2 493	687 TIN	5 144	5 537	3 144
274 SULPHUR, UNRSTD. IRON PYRS	1 234 225	20 808	12 060	689 MISC. NON-FERR. BASE METAL	20 533	33 395	18 959
277 NATURAL ABRASIVES, NES	1 111	4 047	2 325	691 METALLIC STRUCTURES NES	218 786	166 751	94 655
278 OTHER CRUDE MINERALS	785 698	17 971	10 232	692 CONTAINERS, STORAGE, TRNSP	136 040	92 764	52 689
281 IRON ORE, CONCENTRATES	2 808	111	65	693 WIRE PRODUCTS EXCL. ELECT	282 157	97 039	55 359
282 FERROUS WASTE AND SCRAP	96 762	5 201	2 986	694 NAILS, SCREWS, NUTS, ETC.	150 764	131 828	74 981
285 ALUMINIUM ORE, CONCTR. ETC	67 197	8 657	4 939	695 TOOLS	58 109	233 505	132 959
287 ORE, CONCENTR. BASE METALS	6 746	880	511	696 CUTLERY	14 286	66 112	37 590
288 NON-FERROUS WASTE, SCRAP	188 070	24 758	13 978	697 HOUSEHOLD EQUIPMENT, NES	60 597	53 396	30 314
289 PREC. METAL ORES, CONCRTS	8 443	5 128	2 896	699 MANUFACT. BASE METAL, NES	619 830	664 336	378 285
291 CRUDE ANIMAL MATERLS. NES	27 683	9 152	5 229	700 CPL IND PLANT (84/85/87)	8 904	18 198	10 414
292 CRUDE VEG. MATERIALS, NES	30 624	28 560	16 396	711 STEAM GENER. BOILERS, ETC.	2 766	2 830	1 628
321 COAL, NOT AGGLOMERATED	1 584 984	52 503	29 735	712 STEAM TURBINES	4 444	20 973	11 689
322 BRIQUETTES, LIGNITE, PEAT	1 755 018	53 306	30 294	713 INTRNL COMBUS PSTN ENGIN	1 213 580	849 090	483 435
325 COKE, SEMI-COKE, RET. CARBN	2 266 472	41 125	23 867	714 ENGINES, MOTORS NON-ELECT	3 216	307 469	174 342
334 PETROLEUM PRODUCTS	1 014 963	59 057	33 306	716 ROTATING ELECTRIC PLANT	104 124	316 712	179 801
335 RESIDUAL PETROL PRODUCTS	309 114	20 488	11 615	718 OTH. POWR. GENRTNG. MACHNRY	74 782	124 131	70 853
342 LIQUEFIED PROPANE, BUTANE	67 253	1 954	1 148	721 AGRIC. MACHINES, EX. TRACTR	226 855	237 016	136 096
344 PETROLEUM GASES, NES	77 591	3 025	1 673	722 TRACTORS	237 112	246 019	140 009
411 ANIMAL OILS AND FATS	188 532	18 372	10 416	723 CIVIL ENGINEERING EQUIPT	420 213	448 443	254 771
421 FIXED VEG. FAT, OILS, SOFT	353 109	31 593	17 765	724 TEXTILE, LEATHER MACHINES	95 173	348 766	198 694
422 FIXED VEG. FAT, OILS, OTHER	32 417	6 295	3 522	725 PAPER, PULP MILL MACHINES	54 274	190 826	107 677
431 ANIMAL, VEG. FATS, OILS, NES	181 660	30 514	17 344	726 PRINTNG, BOOKBINDNG MACHS	179 052	789 905	447 306
511 HYDROCARBONS, NES, DERIVTS	1 640 014	157 519	89 614	727 FOOD-PROCESS. MCH. NON DOM	17 535	86 608	49 147
512 ALCOHOL, PHENOL, ETC. DERIV	1 126 478	208 368	118 696	728 OTH. MACH. PTS, SPLCL INDUSTR	321 694	928 452	528 717
513 CARBOXYLIC ACIDS, DERIVTS	926 358	239 725	136 987	731 METAL REMOVAL WORK TOOLS	73 626	313 099	178 824
514 NITROGEN-FUNCT. COMPOUNDS	439 584	315 241	181 296	733 MACH-TOOLS, METAL-WDRKNG	36 171	110 590	62 446
515 ORGANO-INORGANIC COMPNDS	197 489	192 485	110 124	735 PARTS, NES, FOR MACH-TOOLS	22 793	111 972	63 653
516 OTHER ORGANIC CHEMICALS	733 463	151 890	86 378	737 METALWORKING MACHNRY NES	48 216	118 613	67 969
522 INORGANIC CHEM. ELEMENTS	4 411 347	216 701	123 521	741 HEATING, COOLING EQUIP, PART	71 532	362 397	206 087
523 METAL, SALTS, INORGAN. ACID	1 513 792	101 858	58 063	742 PUMPS FOR LIQUIDS, PARTS	175 473	386 324	219 398
524 OTHER CHEMICAL COMPOUNDS	92 730	50 089	28 539	743 PUMPS NES, CENTRIFUGS ETC	140 965	525 153	298 608
525 RADIO-ACTIVE MATERIALS	848	14 002	7 948	744 MECHANICAL HANDLNG EQUIP	139 785	512 860	291 858
531 SYNTH. COLOURS, LAKES, ETC.	116 552	199 781	113 969	745 OTH. NONELEC MCH, TOOL, NES	80 436	198 265	112 977
532 DYEING, TANNING MATERIALS	21 705	6 018	3 433	746 BALL OR ROLLER BEARINGS	69 580	235 713	134 154
533 PIGMENTS, PAINTS, ETC.	602 104	280 829	160 171	747 TAPS, COCKS, VALVES, ETC.	254 395	329 794	187 553
541 MEDICINES, ETC. EXC. GRP542	21 283	130 376	73 906	748 TRANSMISSIONS SHAFTS ETC	66 701	168 121	95 794
542 MEDICAMENTS	82 604	491 677	280 069	749 NON-ELECT MACH. PARTS, ETC	54 382	315 049	179 614
551 ESSNTL. OIL, PERFUME, FLAVR	19 821	40 918	23 269	751 OFFICE MACHINES	65 428	1 556 381	654 462
553 PERFUMERY, COSMETICS, ETC.	80 932	118 961	67 374	752 AUTOMATC. DATA PROC. EQUIP	34 402	551 241	313 190
554 SOAP, CLEANERS, POLISH, ETC	920 781	220 289	125 594	759 PARTS, FOR OFFICE MACHINS	50 680	289 542	164 095
562 FERTILIZER, EXCEPT GRP272	1 826 859	33 155	19 047	761 TELEVISION RECEIVERS ETC	8 147	311 701	75 475
571 POLYMERS OF ETHYLENE	887 579	186 903	106 535	762 RADIO-BROADCAST RECEIVER	12 773	106 430	60 643
572 POLYMERS OF STYRENE	399 810	132 395	75 395	763 SOUND RECORDER, PHONOGRPH	45 238	374 539	213 220
573 POLYMERS, VINYL CHLORIDE	1 307 531	279 363	158 898	764 TELECOMM. EQUIP. PARTS NES	82 539	176 549	100 194
574 POLYACETAL, POLYCARBONATE	667 294	275 210	156 812	771 ELECT POWER MACHNRY. PARTS	133 745	888 899	506 432
575 OTH. PLASTIC, PRIMARY FORM	1 369 921	462 852	263 846	772 ELEC. SWITCH. RELAY. CIRCUIT	96 675	207 266	117 897
579 PLASTIC WASTE, SCRAP ETC	12 264	1 643	960	773 ELECTR DISTRIB. EQPT NES	6 410	118 497	67 685
581 PLASTIC TUBE, PIPE, HOSE	45 178	48 986	27 943	774 ELECTRO-MEODCL. XRAY EQUIP	315 746	442 584	250 914
582 PLASTIC PLATE, SHEETS, ETC	857 237	584 923	333 346	775 DOM. ELEC. NON-ELEC. EQUIP	14 310	538 262	306 019
583 MONOFILAMENT OF PLASTICS	374 968	198 424	112 789	776 TRANSISTORS, VALVES, ETC.	323 550	748 249	425 897
591 INSECTICIDES, ETC.	93 451	125 324	71 741	778 ELECTRIC. MACH. APPART. NES	4 105 263	8 356 934	4 761 154
592 STARCHES, INULIN, ETC.	425 543	78 887	44 885	781 PASS. MOTOR VEHCLS. EX. BUS	794 235	1 061 613	604 847
593 EXPLOSIVES, PYROTECHNICS	9 369	12 964	7 243	782 GOODS, SPLCL TRANSPORT VEH	150 760	219 825	125 664
597 PREPRD ADDITIVES, LIQUIDS	193 639	68 688	39 093	783 ROAD MOTOR VEHICLES NES	3 204 485	3 383 247	1 932 359
598 MISC. CHEMICAL PRDCTS. NES	1 739 738	444 125	253 211	784 PARTS, TRACTORS, MOTOR VEH	22 221	36 271	20 486
600 CPL IND PLANT CHAP 69-76	3 305	1 684	922	785 CYCLES, MOTORCYCLES ETC.	149 953	103 432	58 609
611 LEATHER	10 264	18 169	10 305	786 TRAILERS, SEMI-TRAILR, ETC	40 605	59 602	33 764
612 MANUFACT. LEATHER ETC. NES	1 176	4 203	2 380	791 RAILWAY VEHICLES. EQUIPNT	8 127	835 189	474 671
613 FURSKINS, TANNED, DRESSED	1 192	32 615	18 498	792 AIRCRAFT, ASSOCTD. EQUIPNT	178 405	25 824	14 302
621 MATERIALS OF RUBBER	99 582	93 696	53 330	793 SHIP, BOAT, FLOAT. STRUCTRS	1	68	39
625 RUBBER TYRES, TUBES, ETC.	361 418	249 136	141 719	800 CPL IND PLANT CHAP 90/94	12 064	3 683	2 088
629 ARTICLES OF RUBBER, NES	62 906	119 196	67 889	811 PREFABRICATED BUILDINGS	83 972	79 600	45 110
633 CORK MANUFACTURES	1 450	4 063	2 305	812 PLUMBNG, SANITRY, EQPT. ETC	40 494	97 751	55 635
634 VENEERS, PLYWOOD, ETC.	1 790 170	205 003	116 610	813 LIGHTNG FIXTURES ETC. NES	775 089	632 259	359 872
635 WOOD MANUFACTURES, NES	71 434	37 949	21 523	821 FURNITURE, CUSHIONS, ETC.	6 207	21 504	12 185
641 PAPER AND PAPERBOARD	4 801 521	1 052 364	598 296	831 TRUNK, SUIT-CASES, BAG, ETC	19 699	174 275	98 918
642 PAPER, PAPERBOARD, CUT ETC	1 099 329	493 665	280 892	841 MENS, BOYS CLOTHNG, X-KNIT	29 549	383 625	216 902
651 TEXTILE YARN	643 221	584 650	333 750	842 WOMEN, GIRL CLOTHNG, X-KNIT	1 182	5 992	3 439
652 COTTON FABRICS, WOVEN	158 512	243 249	138 888	843 MENS, BOYS CLOTHNG, KNIT	3 736	34 110	19 364
653 FABRICS, MAN-MADE FIBRES	178 652	444 011	252 433	844 WOMEN, GIRLS CLOTHNG, KNIT	11 653	97 554	55 089
654 OTH. TEXTILE FABRIC, WOVEN	12 588	42 332	24 098	845 OTHR. TEXTILE APPAREL, NES	6 502	36 351	20 459
655 KNIT. CROCHET. FABRIC NES	29 339	72 345	41 128	846 CLOTHING ACCESSRS, FABRIC	5 936	29 808	16 795
656 TULLE, LACE, EMBROIDRY, ETC	5 010	21 733	12 381	848 CLOTHNG, NONTXTL.; HEADGEAR	20 175	67 365	38 239
657 SPECIAL YARN, TXTL. FABRIC	148 409	174 408	99 338	851 FOOTWEAR	1 509	49 720	28 241
658 TEXTILE ARTICLES NES	22 751	38 918	22 139	871 OPTICAL INSTRUMENTS, NES	9 710	95 599	54 272
659 FLOOR COVERINGS, ETC.	68 531	66 379	37 657	872 MEDICAL INSTRUMENTS NES	5 110	69 302	39 519
661 LIME, CEMENT, CONSTR. MATRL	3 437 947	50 303	28 355	873 METERS, COUNTERS, NES	48 250	756 809	430 699
662 CLAY, REFRACT. CONSTR. MATRL	633 176	69 537	39 565	874 MEASURE, CONTROL INSTRMNT	16 799	189 202	107 034
663 MINERAL MANUFACTURES, NES	504 549	214 195	121 852	881 PHOTOGRAPH APPAR. ETC. NES	146 405	331 387	188 372
664 GLASS	678 297	226 691	129 028	882 PHOTO. CINEMATOGRPH. SUPPL	154	641	363
665 GLASSWARE	195 602	112 241	63 733	883 CINE. FILM EXPOSD. DEVLDPD	1 560	76 717	43 766
666 POTTERY	21 588	27 650	15 736	884 OPTICAL GOODS NES	15 918	143 574	81 709
667 PEARLS, PRECIOUS STONES				885 WATCHES AND CLOCKS	8 109	18 765	10 555
671 PIG IRON, SPIEGELEISN, ETC	236 884	42 893	24 552	891 ARMS AND AMMUNITION	1 063 341	464 720	264 031
672 INGOTS ETC. IRON OR STEEL	847 554	65 635	37 394	892 PRINTED MATTER	650 231	641 841	365 449
673 FLAT-ROLLED IRON ETC.	4 793 102	422 221	240 455	893 ARTICLES, NES, OF PLASTICS	88 225	129 737	73 667
674 FLAT-ROLLED PLATED IRON	2 148 613	276 329	157 092	894 BABY CARRIAGE, TOYS, GAMES	32 525	212 098	68 717
675 FLAT-ROLLED, ALLOY STEEL	2 534 905	655 755	372 427	895 OFFICE, STATIONERY SUPPLS	1 157	125 729	122 006
676 IRON, STL. BAR, SHAPES ETC.	1 486 567	176 849	100 421	896 WORKS OF ART, ANTIQUE ETC	751	67 124	38 098
677 RAILWAY TRACK IRON, STEEL	12 047	2 025	1 179	897 GOLD, SILVERWARE, JEWEL NES	148 604	392 510	222 862
678 WIRE OF IRON OR STEEL	81 756	23 024	13 094	898 MUSICAL INSTRUMENTS, ETC.			



7 IMPORTS AND EXPORTS (SPECIAL TRADE) BY COUNTRIES OF PRODUCTION AND CONSUMPTION AND BY GROUPS OF THE SITC-REV. III 1988

GROUP DESCRIPTION	DT = 100 KG	1 000 DM	1 000 \$	GROUP DESCRIPTION	DT = 100 KG	1 000 DM	1 000 \$
899 MISC MANUFCTRD GOODS NES	37 081	109 952	62 502	655 KNIT.CROCHET.FABRIC NES	160	269	154
941 COMPL IND PLANT CHAPT 99	953	764	421	656 TULLE,LACE,EMBROIDRY.ETC	908	3 572	2 049
961 COIN NONGOLD NONCURRENT	6	84	47	657 SPECIAL YARN,TXTL.FABRIC	2 056	9 351	5 342
971 GOLD, NONMONTY EXCL ORES	164	84 766	49 184	658 TEXTILE ARTICLES NES	2 333	4 418	2 506
972		636	346	659 FLOOR COVERINGS, ETC.	2 773	2 964	1 692
				661 LIME,CEMENT,CONSTR.MATRL	1 758	206	116
IRELAND				662 CLAY,REFRCT.CONSTR.MATRL	65 021	6 788	3 888
IMPORTS	6 657 496	3 662 172	2 085 471	663 MINERAL MANUFACTURES,NES	2 261	5 861	3 363
001 LIVE ANIMALS	455	512	291	664 GLASS	7 535	14 167	8 096
011 BOVINE MEAT	77 025	82 674	47 106	665 GLASSWARE	266	490	272
012 OTHER MEAT, MEAT OFFAL	94 488	33 435	18 986	666 POTTERY	264	325	185
017 MEAT, OFFL.PRPD, PRSVD,NES	10 480	8 745	5 028	667 PEARLS,PRECIOUS STONES	-	-	-
022 MILK AND CREAM	69 437	24 736	14 044	671 PIG IRON, SPIEGELEISN, ETC	15	79	47
023 BUTTER, OTHER FAT OF MILK	263 831	164 009	92 763	673 FLAT-ROLLED IRON ETC.	752	82	46
024 CHEESE AND CURD	10 345	7 093	4 048	675 FLAT-ROLLED, ALLOY STEEL	137	95	54
025 EGGS,BIRDS,YOLKS,ALBUMIN	878	138	79	676 IRON,STL.BAR,SHAPES ETC.	274 445	18 398	10 470
034 FISH,FRESH,CHILLED,FROZN	139 626	18 278	10 530	678 WIRE OF IRON OR STEEL	669	354	210
035 FISH, DRIED, SALTED, SMOKED	16 315	5 497	3 160	679 TUBES,PIPES,ETC.IRON,STL	1 235	815	464
036 CRUSTACEANS,MOLLUSCS ETC	795	1 579	883	681 SILVER,PLATINUM,ETC.	19	547	309
037 FISH ETC.PRPD, PRSVD,NES	24 088	5 118	2 941	682 COPPER	510	972	556
043 BARLEY, UNMILLED	660 748	31 587	18 384	683 NICKEL	318	1 379	784
046 MEAL, FLOUR OF WHEAT,MSLN	2 216	154	87	684 ALUMINIUM	1 387	1 050	588
047 OTHER CEREAL MEAL, FLOURS	810	121	66	689 MISC.NON-FERR.BASE METAL	165	80	43
048 CEREAL PREPARATIONS	1 864	605	348	691 METALLIC STRUCTURES NES	1 634	2 171	1 231
054 VEGETABLES	1 494	1 038	591	692 CONTAINERS, STORAGE, TRNSP	896	558	310
056 VEGETABLES, PRPD, PRSVD,NES	294	68	37	693 WIRE PRODUCTS EXCL.ELECT	3 809	3 214	1 829
059 FRUIT, VEGETABLE JUICES	242	91	52	694 NAILS, SCREWS, NUTS, ETC.	11 835	11 750	6 696
061 SUGARS, MOLASSES, HONEY	1 331	180	105	695 TOOLS	8 436	32 920	18 878
062 SUGAR CONFECTIONERY	12 515	9 904	5 665	696 CUTLERY	216	372	213
073 CHOCOLATE, OTH.COCOA PREP	1 317	340	192	697 HOUSEHOLD EQUIPMENT,NES	1 236	4 193	2 391
081 ANIMAL FEED STUFF	21 340	755	442	699 MANUFACTS.BASE METAL,NES	41 115	41 221	23 434
098 EDIBLE PROD.PREPRTNS,NES	74 003	320 664	182 979	713 INTRNL COMBUS PSTN ENGIN	838	6 033	3 456
112 ALCOHOLIC BEVERAGES	86 380	50 091	28 527	714 ENGINES,MOTORS NON-ELECT	71	1 839	1 067
122 TDBACCO, MANUFACTURED	17 442	37 037	20 968	716 ROTATING ELECTRIC PLANT	7 738	18 083	10 208
211 HIDES,SKINS(EX.FURS),RAW	8 697	2 920	1 691	718 OTH.POWR.GENRTRNG.MACHNRY	139	160	92
212 FURSKINS, RAW	32	446	264	721 AGRIC.MACHINES,EX.TRACTR	1 350	1 192	665
222 OILSEED(\$FT.FIX VEG.OIL)	11 660	940	553	723 CIVIL ENGINEERING EQUIPT	3 902	2 540	1 433
248 WOOD, SIMPLY WORKED	1 048	731	406	724 TEXTILE,LEATHER MACHINES	773	1 914	1 101
251 PULP AND WASTE PAPER	5 310	327	182	725 PAPER,PULP MILL MACHINES	96	466	268
266 SYNTHETIC FIBRES	70 635	18 744	10 680	726 PRINTNG,BOOKBDNDNG MACHS	1 907	17 343	9 730
268 WOOL, OTHER ANIMAL HAIR	51	97	51	727 FOOD-PROCESS.MCH.NON DDM	244	477	267
273 STONE, SAND AND GRAVEL	1 328 800	3 381	1 906	728 OTH.MACH,PTS,SPCL INDUST	2 778	4 513	2 601
277 NATURAL ABRASIVES, NES	20	36 125	20 606	731 METAL REMOVAL WORK TOOLS	630	1 575	905
278 OTHER CRUDE MINERALS	119 106	8 279	4 738	733 MACH-TOOLS,METAL-WORKING	689	424	236
282 FERROUS WASTE AND SCRAP	1 867	441	250	735 PARTS,NES, FOR MACH-TOOLS	687	2 838	1 610
285 ALUMINIUM ORE,CONCTR.ETC	526 592	19 357	10 954	737 METALWORKING MACHNRY NES	120	1 336	770
287 ORE,CONCENTR.BASE METALS	526 760	23 659	13 517	741 HEATNG,COOLNG EQIP,PART	6 747	16 782	9 564
288 NON-FERROUS WASTE, SCRAP	50 214	14 878	8 413	742 PUMPS FOR LIQUIDS,PARTS	18 081	34 253	19 602
289 PREC.METAL ORES,CONCRTS	403	2 305	1 320	743 PUMPS NES,CENTRIFUGS ETC	2 983	6 289	3 553
291 CRUDE ANIMAL MATERLS,NES	6 501	2 320	1 316	744 MECHANICAL HANDLING EQIP	9 180	6 837	3 832
292 CRUDE VEG.MATERIALS, NES	2 508	17 115	9 796	745 OTH.NONELEC MCH,TOOL,NES	10 489	10 238	5 895
334 PETROLEUM PRODUCTS	415	318	181	746 BALL OR ROLLER BEARINGS	1 557	2 630	1 496
335 RESIDUAL PETROL.PRODUCTS	1 061	207	119	747 TAPS,COCKS,VALVES,ETC.	666	5 838	3 319
411 ANIMAL OILS AND FATS	2 067	436	255	748 TRANSMISSIONS SHAFTS ETC	293	1 917	1 099
512 ALCOHOL, PHENOL, ETC.DERIV	655	218	130	749 NON-ELECT MACH,PARTS,ETC	618	4 959	2 815
513 CARBOXYLIC ACIDS,DERIVTS	22 851	15 079	8 529	751 OFFICE MACHINES	261	960	549
514 NITROGEN-FUNCT.COMPOUNDS	22 910	23 528	13 455	752 AUTOMATC.DATA PROC.EQUIP	14 582	430 789	244 467
515 ORGANO-INORGANIC COMPNDS	4 831	45 499	26 092	759 PARTS, FOR OFFICE MACHINS	7 763	340 752	194 394
516 OTHER ORGANIC CHEMICALS	1 342	10 168	5 748	761 TELEVISION RECEIVERS ETC	353	2 213	1 293
522 INORGANIC CHEM.ELEMENTS	421 798	20 503	11 400	762 RADIO-BROADCAST RECEIVER	77	240	136
523 METAL.SALTS,INORGAN.ACID	171	200	113	763 SOUND RECORDER,PHONOGRPH	228	3 664	2 117
524 OTHER CHEMICAL COMPOUNDS	208	7 722	4 409	764 TELECOMM.EQUIP.PARTS NES	1 423	17 813	10 151
525 RADIO-ACTIVE MATERIALS	98	57	772	771 ELECT POWER MACHNY,PARTS	1 212	13 821	7 826
531 SYNTH.COLOURS, LAKES, ETC.	284	235	134	772 ELEC.SWITCH.RELAY.CIRCUT	7 123	68 814	39 242
533 PIGMENTS, PAINTS, ETC.	6 672	6 971	3 962	773 ELECTR.DISTRIB.EQPT NES	37 271	123 084	70 016
541 MEDICINES,ETC.EXC.GRP542	405	17 265	9 851	774 ELECTRO-MEDCL.XRAY EQIP	51	423	243
542 MEDICAMENTS	29 262	58 437	33 264	775 DOM.ELEC, NON-ELEC. EQUIPT	42 921	103 434	59 393
551 ESSNTL. OIL, PERFUME, FLAVR	6 996	25 921	14 777	776 TRANSISTORS, VALVES, ETC.	896	103 957	59 198
553 PERFUMERY, COSMETICS, ETC.	42 217	52 889	30 077	778 ELECTRIC.MACH. APPART.NES	2 085	21 425	12 083
554 SOAP, CLEANERS, POLISH, ETC	7 511	7 816	4 457	781 PASS.MOTOR VEHCLS.EX.BUS	71	168	91
562 FERTILIZER, EXCEPT GRP272	809 126	18 762	10 522	784 PARTS,TRACTORS,MOTOR VEH	34 096	20 751	11 857
571 POLYMERS OF ETHYLENE	61	69	39	785 CYCLES,MOTORCYCLES ETC.	186	814	457
572 POLYMERS OF STYRENE	717	507	290	786 TRAILERS, SEMI-TRAILR,ETC.	608	662	375
573 POLYMERS,VINYL CHLORIDE	149	354	200	791 RAILWAY VEHICLES.EQUIPNT	141	64	37
574 POLYACETAL,POLYCARBONATE	1 100	1 671	930	792 AIRCRAFT, ASSOCTD. EQUIPNT	91	1 451	802
575 OTH.PLASTIC,PRIMARY FORM	10 695	7 797	4 440	793 SHIP,BOAT,FLOAT.STRUCTRS	3 619	7 388	4 245
581 PLASTIC TUBE,PIPE,HOSE	874	3 194	1 810	811 PREFABRICATED BUILDINGS	382	131	76
582 PLASTIC PLATE,SHEETS,ETC	22 034	36 864	21 005	812 PLUMBNG,SANITRY,EQPT.ETC	2 675	916	509
583 MONOFILAMENT OF PLASTICS	27	170	94	813 LIGHTNG FIXTURES ETC.NES	70	235	137
591 INSECTICIDES, ETC.	547	1 102	626	821 FURNITURE,CUSHIONS,ETC.	1 159	2 786	1 607
592 STARCHES, INULIN, ETC.	24 278	31 821	17 836	831 TRUNK,SUIT-CASES,BAG,ETC	880	3 295	1 916
597 PRPRD ADDITIVES,LIQUIDS	494	762	430	841 MENS,BOYS CLOTHNG,X-KNIT	520	3 240	1 846
598 MISC.CHEMICAL PRDCTS.NES	7 806	35 415	20 410	842 WOMEN,GIRL CLOTHNG,XKNIT	2 209	7 902	4 495
611 LEATHER	37	143	83	843 MENS,BOYS CLOTHNG,KNIT	6 440	20 734	11 801
612 MANUFACT. LEATHER ETC.NES	242	1 134	650	844 WOMEN,GIRLS CLOTHNG,KNIT	669	5 409	3 054
613 FURSKINS,TANNED,DRESSED	103	614	355	845 OTHR.TEXTILE APPAREL,NES	7 101	23 419	13 366
621 MATERIALS OF RUBBER	20 063	27 175	15 363	846 CLOTHING ACCESSRS,FABRIC	499	4 714	2 689
625 RUBBER TYRES,TUBES,ETC.	44 671	30 920	17 543	848 CLOTHING,NONTXTL;HEADGEAR	173	962	562
629 ARTICLES OF RUBBER, NES	13 222	27 669	15 773	851 FOTWEAR	30	142	75
634 VENEERS, PLYWOOD, ETC.	44 395	3 807	2 179	871 OPTICAL INSTRUMENTS,NES	6	154	88
635 WOOD MANUFACTURES, NES	1 761	543	304	872 MEDICAL INSTRUMENTS NES	11 506	58 963	33 562
641 PAPER AND PAPERBOARD	1 167	635	350	873 METERS,COUNTERS,NES	17	883	507
642 PAPER,PAPERBOARD,CUT ETC	2 027	1 783	1 007	874 MEASURE,CONTRDL INSTRMNT	3 445	61 923	35 183
651 TEXTILE YARN	10 730	16 558	9 459	881 PHOTOGRAPH APPAR.ETC.NES	341	1 547	887
652 COTTON FABRICS, WOVEN	10 236	11 813	6 845	882 PHOTO.CINEMATGRPH.SUPPL	436	1 865	1 067
653 FABRICS,MAN-MADE FIBRES	2 014	2 175	1 266	884 OPTICAL GOODS NES	1 122	29 873	17 047
654 OTH.TEXTILE FABRIC,WOVEN	806	6 037	3 460	885 WATCHES AND CLOCKS	89	543	315
				891 ARMS AND AMMUNITION	38	92	49
				892 PRINTED MATTER	6 260	22 991	13 035

7 IMPORTS AND EXPORTS (SPECIAL TRADE) BY COUNTRIES OF PRODUCTION AND CONSUMPTION AND BY GROUPS OF THE SITC-REV. III 1988

GROUP DESCRIPTION	DT = 100 KG	1 000 DM	1 000 \$	GROUP DESCRIPTION	DT = 100 KG	1 000 DM	1 000 \$
893 ARTICLES,NES,OF PLASTICS	50 348	60 273	34 248	634 VENEERS, PLYWOOD, ETC.	52 175	7 491	4 244
894 BABY CARRIAGE, TOYS, GAMES	10 588	23 270	13 387	635 WOOD MANUFACTURES, NES	10 429	3 188	1 823
895 OFFICE, STATIONERY SUPPLS	2 148	9 500	5 366	641 PAPER AND PAPERBOARD	177 967	38 263	21 756
896 WORKS OF ART, ANTIQUE ETC	63	1 288	5 748	642 PAPER, PAPERBOARD, CUT ETC	62 240	33 157	18 943
897 GOLD, SILVERWARE, JEWEL NES	308	9 866	5 611	651 TEXTILE YARN	43 414	56 884	32 486
898 MUSICAL INSTRUMENTS, ETC.	19 943	168 118	95 864	652 COTTON FABRICS, WOVEN	3 266	7 163	4 085
899 MISC MANUFCTRD GOODS NES	3 468	16 406	9 369	653 FABRICS, MAN-MADE FIBRES	4 247	15 695	8 943
971 GOLD, NONMONTRY EXCL ORES		130	75	654 OTH. TEXTILE FABRIC, WOVEN	3 196	6 112	3 451
				655 KNIT. CROCHET. FABRIC NES	6 661	17 952	10 241
EXPORTS	5 923 844	2 441 439	1 389 649	656 TULLE, LACE, EMBROIDRY. ETC	273	2 310	1 310
001 LIVE ANIMALS	219	171	99	657 SPECIAL YARN, TXTL. FABRIC	7 377	6 230	3 549
011 BOVINE MEAT	2 738	1 956	1 080	658 TEXTILE ARTICLES NES	1 398	1 118	637
012 OTHER MEAT, MEAT OFFAL	217	115	62	659 FLOOR COVERINGS, ETC.	1 063	877	485
016 MEAT, ED. OFFL, DRY, SLT, SMK	5 097	2 991	1 669	661 LIME, CEMENT, CONSTR. MATRL	89 650	6 398	3 592
017 MEAT, OFFL, PRPD, PRSVD, NES	337	359	201	662 CLAY, REFRCT. CONSTR. MATRL	18 137	2 693	1 529
022 MILK AND CREAM	1 573	450	259	663 MINERAL MANUFACTURES, NES	14 646	13 993	7 901
023 BUTTER, OTHER FAT OF MILK	220	156	84	664 GLASS	25 001	12 140	6 884
024 CHEESE AND CURD	3 842	2 818	1 609	665 GLASSWARE	28 685	7 006	3 972
034 FISH, FRESH, CHILLED, FROZN	811	201	111	666 POTTERY	337	369	204
037 FISH ETC. PRPD, PRSVD, NES	1 770	608	349	667 PEARLS, PRECIOUS STONES			
041 WHEAT, MESLIN, UNMILLED	21 780	1 505	800	671 PIG IRON, SPIEGELEISN, ETC	462	204	115
048 CEREAL PREPARATIONS	6 333	3 407	1 920	672 INGOTS ETC. IRON OR STEEL	895	114	63
054 VEGETABLES	5 067	1 538	901	673 FLAT-ROLLED IRON ETC.	36 825	4 309	2 454
056 VEGETABLES, PRPD, PRSVD, NES	7 699	1 395	793	674 FLAT-ROLLED PLATED IRON	20 537	3 036	1 720
057 FRUIT, NUTS EXCL. OIL NUTS	540	180	99	675 FLAT-ROLLED, ALLOY STEEL	4 587	1 754	999
058 FRUIT, PRESERVED, PREPARED	208	92	51	676 IRON, STL, BAR, SHAPES ETC.	22 646	5 240	2 952
059 FRUIT, VEGETABLE JUICES	7 762	1 062	619	677 RAILWAY TRACK IRON, STEEL	1 681	727	401
061 SUGARS, MOLASSES, HONEY	14 060	1 891	1 070	678 WIRE OF IRON OR STEEL	8 359	3 127	1 782
062 SUGAR CONFECTIONERY	926	390	225	679 TUBES, PIPES, ETC. IRON, STL	41 459	9 271	5 340
071 COFFEE, COFFEE SUBSTITUTE	1 207	2 659	1 516	681 SILVER, PLATINUM, ETC.	15	396	232
073 CHOCOLATE, OTH. COCDA PREP	638	469	269	682 COPPER	24 418	16 720	9 564
075 SPICES	752	585	327	683 NICKEL	1 428	3 451	1 945
081 ANIMAL FEED STUFF	315 830	11 884	6 783	684 ALUMINIUM	60 419	37 040	21 159
091 MARGARINE AND SHORTENING	300	78	46	686 ZINC	2 003	526	297
098 EDIBLE PROD. PREPRTNS, NES	18 859	5 996	3 397	689 MISC. NON-FERR. BASE METAL	85	701	398
111 NON-ALCOHOL. BEVERAGE, NES	2 846	606	343	691 METALLIC STRUCTURES NES	8 165	4 184	2 389
112 ALCOHOLIC BEVERAGES	112 794	13 570	7 717	692 CONTAINERS, STORAGE, TRNSP	15 851	15 796	9 034
122 TOBACCO, MANUFACTURED	529	1 165	665	693 WIRE PRODUCTS EXCL. ELECT	7 221	3 201	1 837
222 OILSEED (SFT. FIX VEG. OIL)	934	1 197	108	694 NAILS, SCREWS, NUTS, ETC.	14 978	10 213	5 757
232 SYNTHETIC RUBBER, ETC.	9 997	2 285	1 285	695 TOOLS	7 742	16 616	9 437
247 WOOD ROUGH, ROUGH SQUARED	14 072	338	192	696 CUTLERY	254	1 112	631
248 WOOD, SIMPLY WORKED	8 676	694	389	697 HOUSEHOLD EQUIPMENT, NES	3 724	3 157	1 806
251 PULP AND WASTE PAPER	2 826	346	184	699 MANUFACTS. BASE METAL, NES	40 130	30 634	17 463
266 SYNTHETIC FIBRES	40 338	12 980	7 430	700 CPL IND PLANT (84/85/87)	2 285	1 203	710
267 OTHER MAN-MADE FIBRES	59 844	4 994	2 837	711 STEAM GENER. BOILERS, ETC.	202	471	266
269 WORN CLOTHING, TEXTL. ARTL	737	245	144	712 STEAM TURBINES	4	63	35
273 STONE, SAND AND GRAVEL	3 618	99	57	713 INTRNL COMBUS PSTN ENGIN	890	3 397	1 943
274 SULPHUR, UNRSTD. IRON PYRS	893	70	41	714 ENGINES, MOTORS NON-ELECT	15	862	475
277 NATURAL ABRASIVES, NES	2	70	40	716 ROTATING ELECTRIC PLANT	3 488	5 788	3 250
278 OTHER CRUDE MINERALS	205 079	2 423	1 392	717 OTH. POWR. GENTRNG. MACHNRY	251	763	434
291 CRUDE ANIMAL MATERLS. NES	289	208	118	721 AGRIC. MACHINES, EX. TRACTR	10 759	11 316	6 514
292 CRUDE VEG. MATERIALS, NES	3 005	2 449	1 422	722 TRACTORS	3 485	3 931	2 242
321 COAL, NOT AGGLOMERATED	22 171	651	377	723 CIVIL ENGINEERING EQUIPT	7 745	6 960	3 950
322 BRIQUETTES, LIGNITE, PEAT	302 067	6 329	3 663	724 TEXTILE, LEATHER MACHINES	6 616	21 591	12 382
334 PETROLEUM PRODUCTS	5 521	1 159	663	725 PAPER, PULP MILL MACHINES	544	3 271	1 889
335 RESIDUAL PETROL. PRODUCTS	6 413	899	503	726 PRINTNG, BOOKBINDNG MACHS	3 143	8 997	5 026
411 ANIMAL OILS AND FATS	7 550	822	468	727 FOOD-PROCESS. MCH. NON DOM	1 903	11 199	6 290
421 FIXED VEG. FAT, OILS, SOFT	44 777	3 431	1 995	728 OTH. MACH. PTS, SPCL INDUST	15 568	47 692	27 081
422 FIXED VEG. FAT, OILS, OTHER	1 796	259	143	731 METAL REMOVAL WORK TOOLS	2 004	4 007	2 250
431 ANIMAL, VEG. FATS, OILS, NES	7 104	992	556	733 MACH-TOOLS, METAL-WORKING	2 444	6 188	3 475
511 HYDROCARBONS, NES, DERIVTS	17 267	2 293	1 303	735 PARTS, NES, FOR MACH-TOOLS	623	3 380	1 935
512 ALCOHOL, PHENOL, ETC. DERIV	60 436	10 048	5 692	737 METALWORKING MACHNRY NES	907	3 750	2 113
513 CARBOXYLIC ACIDS, DERIVTS	70 270	12 792	7 282	741 HEATNG, COOLNG EQUIP, PART			
514 NITROGEN-FUNCT. COMPOUNDS	18 102	17 400	9 874	742 PUMPS FOR LIQUIDS, PARTS	12 569	16 497	9 300
515 ORGANO-INORGANIC COMPNDS	12 117	20 579	11 753	743 PUMPS NES, CENTRIFUGS ETC	6 232	19 977	11 382
516 OTHER ORGANIC CHEMICALS	15 855	7 529	4 295	744 MECHANICAL HANDLING EQUIP	8 664	12 423	7 019
522 INORGANIC CHEM. ELEMENTS	256 325	14 859	8 499	745 OTH. NONELEC MCH, TOOL, NES	11 568	26 893	15 244
523 METAL. SALTS, INDRGAN. ACID	48 293	6 373	3 611	746 BALL OR ROLLER BEARINGS	628	1 646	931
524 OTHER CHEMICAL COMPOUNDS	3 705	3 672	2 106	747 TAPS, COCKS, VALVES, ETC.	1 086	8 308	4 729
531 SYNTH. COLOURS, LAKES, ETC.	6 982	8 270	4 716	748 TRANSMISSIONS SHAFTS ETC	3 244	6 300	3 585
532 DYEING, TANNING MATERIALS	787	202	111	749 NON-ELECT MACH. PARTS, ETC	1 700	10 395	5 862
533 PIGMENTS, PAINTS, ETC.	36 152	13 134	7 453	751 OFFICE MACHINES	870	4 046	2 306
541 MEDICINES, ETC. EXC. GRPS 42	10 578	37 862	21 348	752 AUTOMATC. DATA PROC. EQUIP	9 666	278 309	158 868
542 MEDICAMENTS	7 235	32 318	18 293	759 PARTS, FOR OFFICE MACHINS	11 816	142 837	80 901
551 ESSNTL. OIL, PERFUME, FLAVR	539	1 328	749	761 TELEVISION RECEIVERS ETC	2 101	8 884	5 038
553 PERFUMERY, COSMETICS, ETC.	1 845	2 515	1 422	762 RADIO-BROADCAST RECEIVER	627	2 869	1 618
554 SOAP, CLEANERS, POLISH, ETC	23 804	6 140	3 548	763 SOUND RECORDER, PHONOGRPH	242	2 028	1 139
562 FERTILIZER, EXCEPT GRP 272	2 120 891	36 820	21 522	764 TELECOMM. EQUIP. PARTS NES	1 306	16 235	9 244
571 POLYMERS OF ETHYLENE	122 944	24 122	13 780	771 ELECT. POWER MACHNY. PARTS	4 004	13 260	7 656
572 POLYMERS OF STYRENE	37 945	11 406	6 496	772 ELEC. SWITCH. RELAY. CIRCUIT	14 583	72 831	41 400
573 POLYMERS, VINYL CHLORIDE	88 308	18 910	10 768	773 ELECTR. DISTRIB. EQPT NES	39 581	43 754	24 875
574 POLYACETAL, POLYCARBONATE	29 088	10 357	5 934	774 ELECTRO-MECC. XRAY EQUIP	243	4 898	2 761
575 OTH. PLASTIC, PRIMARY FORM	58 787	27 141	15 479	775 DOM. ELEC. NON-ELEC. EQUIPT	31 992	48 595	27 684
579 PLASTIC WASTE, SCRAP ETC	9 936	985	560	776 TRANSISTORS, VALVES, ETC.	942	70 627	39 843
581 PLASTIC TUBE, PIPE, HOSE	3 601	2 243	1 275	778 ELECTRIC. MACH. APPART. NES	4 416	18 030	10 230
582 PLASTIC PLATE, SHEETS, ETC	64 500	46 975	26 815	781 PASS. MOTOR VEHCLS. EX. BUS	108 406	149 760	85 810
583 MONOFILAMENT OF PLASTICS	13 194	4 121	2 330	782 GOODS, SPCL TRANSPORT VEH	15 384	20 143	11 384
591 INSECTICIDES, ETC.	6 102	7 432	4 337	783 ROAD MOTOR VEHICLES NES	5 705	7 504	4 221
592 STARCHES, INULIN, ETC.	18 105	4 410	2 520	784 PARTS, TRACTORS, MOTOR VEH	20 502	35 558	20 335
593 EXPLOSIVES, PYROTECHNICS	50	108	60	785 CYCLES, MOTORCYCLES ETC.	3 118	3 754	2 126
597 PREPRD ADDITIVES, LIQUIDS	5 115	2 254	1 285	786 TRAILERS, SEMI-TRAILR, ETC	2 149	1 704	982
598 MISC. CHEMICAL PRDCTS. NES	26 003	18 342	10 433	791 RAILWAY VEHICLES. EQUIPNT	529	1 436	790
611 LEATHER	280	808	461	792 AIRCRAFT, ASSOCTD. EQUIPNT	3	87	49
612 MANUFACT. LEATHER ETC. NES	32	113	64	793 SHIP, BOAT, FL DAT. STRUCTRS	36 710	19 386	11 110
621 MATERIALS OF RUBBER	25 982	10 011	5 710	812 PLUMBNG, SANITRY, EQPT. ETC	7 469	1 960	1 121
625 RUBBER TYRES, TUBES, ETC.	4 556	678	384	813 LIGHTNG FIXTURES ETC. NES	2 448	4 308	2 439
629 ARTICLES OF RUBBER, NES	2 013	5 591	3 174	821 FURNITURE, CUSHIONS, ETC.	17 136	13 372	7 552
633 CORK MANUFACTURES	29	58	34	831 TRUNK, SUIT-CASES, BAG, ETC	478	970	545
				841 MENS, BOYS CLOTHNG, X-KNIT	1 441	13 643	7 700

7 IMPORTS AND EXPORTS (SPECIAL TRADE) BY COUNTRIES OF PRODUCTION AND CONSUMPTION AND BY GROUPS OF THE SITC-REV. III 1988

GROUP DESCRIPTION	DT = 100 KG	1 000 DM	1 000 \$	GROUP DESCRIPTION	DT = 100 KG	1 000 DM	1 000 \$
842 WOMEN,GIRL CLOTHNG,KXKNIT	4 516	49 980	28 305	511 HYDROCARBONS,NES,DERIVTS	5 147	832	477
843 MENS,BOYS CLOTHING,KNIT	212	1 034	601	512 ALCOHOL,PHENOL,ETC.DERIV	1 120	168	96
844 WOMEN,GIRLS CLOTHNG,KNIT	254	3 969	2 229	513 CARBOXYLIC ACIDS,DERIVTS	31 724	6 588	3 775
845 OTHR.TEXTILE APPAREL,NES	718	9 266	5 208	514 NITROGEN-FUNCT.COMPOUNDS	5 983	3 840	2 181
846 CLOTHING ACCESSRS,FABRIC	472	3 337	1 889	515 ORGANO-INORGANIC COMPNDS	18 870	12 745	7 249
848 CLOTHNG,NONTXTL;HEADGEAR	307	2 809	1 565	516 OTHER ORGANIC CHEMICALS	48 091	52 556	29 816
851 FOOTWEAR	1 590	5 086	2 878	522 INORGANIC CHEM.ELEMENTS	101 812	5 388	3 057
871 OPTICAL INSTRUMENTS,NES	25	768	430	523 METAL.SALTS,INORGAN.ACID	4 689	794	453
872 MEDICAL INSTRUMENTS NES	1 547	6 437	3 659	524 OTHER CHEMICAL COMPOUNDS	664	354	196
873 METERS,COUNTERS,NES	727	3 422	1 944	531 SYNTH.COLOURS,LAKES,ETC.	11 830	16 388	9 348
874 MEASURE,CONTROL INSTRMNT	1 401	26 671	15 108	532 DYEING,TANNING MATERIALS	312	191	108
881 PHOTOGRAPH APPAR.ETC.NES	645	4 679	2 692	533 PIGMENTS, PAINTS, ETC.	58 599	30 166	17 256
882 PHOTO.CINEMATOGRPH.SUPPL	6 940	11 306	6 420	541 MEDICINES,ETC.EXC.GRPS42	8 940	45 018	25 699
884 OPTICAL GOODS NES	421	20 270	11 518	542 MEDICAMENTS	4 593	91 572	52 444
885 WATCHES AND CLOCKS	262	3 038	1 705	551 ESSNTL.OIL,PERFUME,FLAVR	1 002	1 347	769
891 ARMS AND AMMUNITION	150	566	321	553 PERFUMERY,COSMETICS,ETC.	3 173	5 761	3 248
892 PRINTED MATTER	3 642	6 333	3 584	554 SOAP,CLEANERS,POLISH,ETC	56 073	13 585	7 726
893 ARTICLES,NES,OF PLASTICS	42 306	36 483	20 785	562 FERTILIZER,EXCEPT GRP272	2 101 849	36 788	20 683
894 BABY CARRIAGE,TOYS,GAMES	4 186	4 380	2 451	571 POLYMERS OF ETHYLENE	28 027	4 630	2 583
895 OFFICE,STATIONERY SUPPLS	1 301	3 243	1 829	572 POLYMERS OF STYRENE	3 175	952	532
896 WORKS OF ART,ANTIQUE ETC	14	774	418	573 POLYMERS,VINYL CHLORIDE	2 135	812	463
897 GOLD,SILVERWARE,JEWEL NES	31	1 997	1 129	574 POLYACETAL,POLYCARBONATE	3 783	3 185	1 763
898 MUSICAL INSTRUMENTS,ETC.	2 386	5 850	3 330	575 OTH.PLASTIC,PRIMARY FORM	158 976	26 183	14 980
899 MISC MANUFCTRD GOODS NES	2 634	9 045	5 138	579 PLASTIC WASTE, SCRAP ETC	20 484	1 722	978
971 GOLD,NONMONTRY EXCL ORES	3	306	174	581 PLASTIC TUBE,PIPE,HOSE	16 508	10 191	5 809
				582 PLASTIC PLATE,SHEETS,ETC	100 017	43 374	24 673
				583 MONOFILAMENT OF PLASTICS	2 512	2 860	1 633
				591 INSECTICIDES, ETC.	8 497	2 838	1 660
				592 STARCHES,INULIN,ETC.	151 175	29 917	17 044
				593 EXPLOSIVES,PYROTECHNICS	32	60	34
				597 PREPRD ADDITIVES,LIQUIDS	20 769	6 571	3 776
				598 MISC.CHEMICAL PRDTS.NES	115 061	29 840	17 039
				611 LEATHER	1 443	5 793	3 320
				612 MANUFACT.LEATHER ETC.NES	341	872	492
				613 FURSKINS,TANNED,DRESSED	98	3 363	1 976
				621 MATERIALS OF RUBBER	13 392	10 112	5 826
				625 RUBBER TYRES,TUBES,ETC.	39 001	14 604	8 272
				629 ARTICLES OF RUBBER, NES	5 296	9 568	5 442
				633 CORK MANUFACTURES	806	375	212
				634 VENEERS,PLYWOOD,ETC.	121 727	25 944	14 799
				635 WOOD MANUFACTURES, NES	331 704	105 452	59 983
				641 PAPER AND PAPERBOARD	584 285	66 253	37 645
				642 PAPER,PAPERBOARD,CUT ETC	272 785	68 532	39 067
				651 TEXTILE YARN	42 785	48 502	27 352
				652 COTTON FABRICS, WOVEN	4 910	10 856	6 149
				653 FABRICS,MAN-MADE FIBRES	3 171	6 450	3 667
				654 OTH.TEXTILE FABRIC,WOVEN	1 262	6 230	3 554
				655 KNIT.CROCHET.FABRIC NES	471	1 577	911
				656 TULLE,LACE,EMBROIDRY,ETC	232	669	385
				657 SPECIAL YARN,XTL.FABRIC	18 421	14 800	8 424
				658 TEXTILE ARTICLES NES	6 757	18 453	10 508
				659 FLOOR COVERINGS, ETC.	88 453	62 573	35 804
				661 LIME,CEMENT,CONSTR.MATRL	316 274	14 150	8 040
				662 CLAY,REFRCT.CONSTR.MATRL	516 021	12 772	7 208
				663 MINERAL MANUFACTURES,NES	1 161 539	49 231	27 943
				664 GLASS	54 956	6 658	3 776
				665 GLASSWARE	83 941	12 059	6 856
				666 POTTERY	5 712	10 760	6 157
				667 PEARLS,PRECIOUS STONES	.	.	.
				672 INGOTS ETC.IRON OR STEEL	15 642	1 011	597
				673 FLAT-ROLLED IRON ETC.	1 024 144	72 273	41 155
				674 FLAT-ROLLED PLATED IRON	76 964	7 202	4 068
				675 FLAT-ROLLED, ALLOY STEEL	1 165	409	233
				676 IRON,STL.BAR,SHAPES ETC.	456 371	30 872	17 617
				677 RAILWAY TRACK IRON,STEEL	5 118	648	361
				678 WIRE OF IRON OR STEEL	9 775	1 737	993
				679 TUBES,PIPES,ETC.IRON,STL	186 926	45 818	25 967
				681 SILVER,PLATINUM,ETC.	17	568	315
				682 COPPER	26 256	8 054	4 593
				683 NICKEL	89	174	102
				684 ALUMINIUM	177 609	85 093	48 584
				686 ZINC	350	60	37
				689 MISC.NON-FERR.BASE METAL	660	515	295
				691 METALLIC STRUCTURES NES	217 623	91 509	51 815
				692 CONTAINERS,STORAGE,TRNSP	16 509	8 791	4 946
				693 WIRE PRODUCTS EXCL.ELECT	2 088	1 153	663
				694 NAILS,SCREWS,NUTS,ETC.	40 285	15 562	8 873
				695 TOOLS	7 533	20 446	11 655
				696 CUTLERY	326	1 574	889
				697 HOUSEHOLD EQUIPMENT,NES	32 550	32 757	18 549
				699 MANUFACTS.BASE METAL,NES	180 474	85 098	48 268
				711 STEAM GENER. BOILERS,ETC.	31 241	17 365	9 952
				712 STEAM TURBINES	1 138	660	387
				713 INTRNL COMBUS PSTN ENGIN	9 306	16 008	8 981
				714 ENGINES,MOTORS NON-ELECT	2 093	4 458	2 555
				716 ROTATING ELECTRIC PLANT	80 250	66 795	38 183
				718 OTH.POWR.GENRTRNG.MACHNRY	9 067	27 043	15 463
				721 AGRIC.MACHINES,EX.TRACTR	61 062	58 807	33 559
				722 TRACTORS	1 504	937	539
				723 CIVIL ENGINEERING EQUIPT	14 803	12 831	7 321
				724 TEXTILE,LEATHER MACHINES	8 103	17 407	9 967
				725 PAPER,PULP MILL MACHINES	7 940	13 400	7 540
				726 PRINTNG,BOOKBINDNG MACHS	7 202	33 819	19 235
				727 FOOD-PROCESS.MCH.NON DOM	11 024	21 461	12 233
				728 OTH.MACH.PTS,SPCL INDUST	24 483	57 390	32 585
				731 METAL REMOVAL WORK TOOLS	5 522	8 689	4 900
				733 MACH-TOOLS,METAL-WORKING	10 379	13 885	7 921
				735 PARTS,NES,FOR MACH-TOOLS	2 645	8 581	4 862
				737 METALWORKING MACHNRY NES	5 606	13 641	7 777
DENMARK							
IMPORTS							
001 LIVE ANIMALS	19 330	9 332	5 307	597 PREPRD ADDITIVES,LIQUIDS	20 769	6 571	3 776
011 BOVINE MEAT	207 208	119 231	68 135	598 MISC.CHEMICAL PRDTS.NES	115 061	29 840	17 039
012 OTHER MEAT, MEAT OFFAL	828 401	323 116	184 121	611 LEATHER	1 443	5 793	3 320
016 MEAT,ED.OFFL,DRY,SLT,SMK	5 740	7 138	4 086	612 MANUFACT.LEATHER ETC.NES	341	872	492
017 MEAT,OFFL.PRPD,PRSD,NES	165 519	93 077	53 023	613 FURSKINS,TANNED,DRESSED	98	3 363	1 976
022 MILK AND CREAM	165 736	24 303	13 826	621 MATERIALS OF RUBBER	13 392	10 112	5 826
023 BUTTER,OTHER FAT OF MILK	92 929	67 075	38 355	625 RUBBER TYRES,TUBES,ETC.	39 001	14 604	8 272
024 CHEESE AND CURD	314 470	242 169	138 240	629 ARTICLES OF RUBBER, NES	5 296	9 568	5 442
025 EGGS,BIRDS,YOLKS,ALBUMIN	4 716	3 024	1 738	633 CORK MANUFACTURES	806	375	212
034 FISH,FRESH,CHILLED,FROZN	962 327	331 622	189 540	634 VENEERS,PLYWOOD,ETC.	121 727	25 944	14 799
035 FISH,DRIED,SALTED,SMOKED	48 590	94 219	53 956	635 WOOD MANUFACTURES, NES	331 704	105 452	59 983
036 CRUSTACEANS,MOLLUSCS ETC	102 069	8 494	4 884	641 PAPER AND PAPERBOARD	584 285	66 253	37 645
037 FISH ETC.PRPD,PRSD,NES	131 200	92 388	52 753	642 PAPER,PAPERBOARD,CUT ETC	272 785	68 532	39 067
041 WHEAT, MESLIN, UNMILLED	3 188 581	131 222	74 393	651 TEXTILE YARN	42 785	48 502	27 352
043 BARLEY, UNMILLED	4 134 107	188 818	107 644	652 COTTON FABRICS, WOVEN	4 910	10 856	6 149
045 OTHER CEREALS, UNMILLED	1 036 144	39 807	23 169	653 FABRICS,MAN-MADE FIBRES	3 171	6 450	3 667
047 OTHER CEREAL MEAL,FLOURS	879	91	51	654 OTH.TEXTILE FABRIC,WOVEN	1 262	6 230	3 554
048 CEREAL PREPARATIONS	264 340	57 315	32 638	655 KNIT.CROCHET.FABRIC NES	471	1 577	911
054 VEGETABLES	2 094 190	146 839	83 570	656 TULLE,LACE,EMBROIDRY,ETC	232	669	385
056 VEGETABLES,PRPD,PRSD,NES	44 956	13 157	7 461	657 SPECIAL YARN,XTL.FABRIC	18 421	14 800	8 424
057 FRUIT,NUTS EXCL.OIL NUTS	13 315	2 132	1 168	658 TEXTILE ARTICLES NES	6 757	18 453	10 508
058 FRUIT,PRESERVED,PREPARED	40 730	9 740	5 581	659 FLOOR COVERINGS, ETC.	88 453	62 573	35 804
059 FRUIT, VEGETABLE JUICES	68 911	15 091	8 604	661 LIME,CEMENT,CONSTR.MATRL	316 274	14 150	8 040
061 SUGARS,MOLASSES,HONEY	90 711	11 821	6 635	662 CLAY,REFRCT.CONSTR.MATRL	516 021	12 772	7 208
062 SUGAR CONFECTIONERY	16 645	10 073	5 754	663 MINERAL MANUFACTURES,NES	1 161 539	49 231	27 943
071 COFFEE,COFFEE SUBSTITUTE	95	79	44	664 GLASS	54 956	6 658	3 776
073 CHOCOLATE,OTH.COCOA PREP	11 465	5 728	3 266	665 GLASSWARE	83 941	12 059	6 856
074 TEA AND MATE	243	89	50	666 POTTERY	5 712	10 760	6 157
075 SPICES	1 371	995	562	667 PEARLS,PRECIOUS STONES	.	.	.
081 ANIMAL FEED STUFF	1 129 697	36 512	20 771	672 INGOTS ETC.IRON OR STEEL	15 642	1 011	597
091 MARGARINE AND SHORTENING	1 037	184	108	673 FLAT-ROLLED IRON ETC.	1 024 144	72 273	41 155
098 EDIBLE PRD,PREPRTN,NES	134 005	46 951	26 752	674 FLAT-ROLLED PLATED IRON	76 964	7 202	4 068
111 NON-ALCOHOL.BEVERAGE,NES	88 654	910	518	675 FLAT-ROLLED, ALLOY STEEL	1 165	409	233
112 ALCOHOLIC BEVERAGES	781 658	110 477	63 519	676 IRON,STL.BAR,SHAPES ETC.	456 371	30 872	17 617
12							

7 IMPORTS AND EXPORTS (SPECIAL TRADE) BY COUNTRIES OF PRODUCTION AND CONSUMPTION AND BY GROUPS OF THE SITC-REV. III 1988

GROUP DESCRIPTION	DT = 100 KG	1 000 DM	1 000 \$	GROUP DESCRIPTION	DT = 100 KG	1 000 DM	1 000 \$
741 HEATING, COOLING EQUIP, PART	37 671	97 449	55 533	074 TEA AND MATE	1 741	1 660	945
742 PUMPS FOR LIQUIDS, PARTS	177 196	108 877	62 306	075 SPICES	6 670	6 079	3 440
743 PUMPS NES, CENTRIFUGS ETC	145 998	116 961	66 651	081 ANIMAL FEED STUFF	6 359 991	308 995	176 498
744 MECHANICAL HANDLING EQUIP	54 024	65 859	37 501	091 MARGARINE AND SHORTENING	42 015	4 860	2 755
745 OTH. NONELEC MCH, TOOL, NES	29 614	74 603	42 521	098 EDIBLE PROD. PREPRTS, NES	95 828	26 035	14 827
746 BALL OR ROLLER BEARINGS	42 366	136 782	78 153	111 NON-ALCOHOL. BEVERAGE, NES	18 679	3 131	1 778
747 TAPS, COCKS, VALVES, ETC.	13 340	18 490	10 581	112 ALCOHOLIC BEVERAGES	168 724	40 442	23 043
748 TRANSMISSIONS SHAFTS ETC	5 359	15 171	8 697	121 TOBACCO, UNMANUFACTURED	510	164	90
749 NON-ELECT MACH. PARTS, ETC	2 515	11 608	6 612	122 TOBACCO, MANUFACTURED	2 833	7 925	4 504
751 OFFICE MACHINES	3 120	65 682	37 976	211 HIDES, SKINS (EX. FURS), RAW	8 694	3 641	2 085
752 AUTOMATC. DATA PROC. EQUIP	1 849	27 064	15 387	212 FURSKINS, RAW	118	3 418	1 995
759 PARTS, FOR OFFICE MACHINS	1 916	12 796	7 273	222 OILSEED (SFT. FIX VEG. OIL)	33 445	3 211	1 821
761 TELEVISION RECEIVERS ETC	990	5 261	3 008	223 OILSEED (OTH. FIX. VEG. OIL)	5 641	693	395
762 RADIO-BROADCAST RECEIVER	211	2 277	1 319	231 NATURAL RUBBER, ETC.	1 596	458	258
763 SOUND RECORDER, PHONOGRPH	27 484	151 946	86 634	232 SYNTHETIC RUBBER, ETC.	41 198	12 953	7 369
764 TELECOMM. EQUIP. PARTS NES	4 832	15 837	8 993	245 FUEL WOOD, WOOD CHARCOAL	8 925	816	455
771 ELECT POWER MACHNY. PARTS	5 933	43 644	24 862	246 WOOD IN CHIPS, PARTICLES	248 203	2 718	1 525
772 ELEC. SWITCH. RELAY. CIRCUIT	3 677	6 079	3 448	247 WOOD ROUGH, ROUGH SQUARED	524 288	8 005	4 572
773 ELECTR DISTRIB. EQPT NES	1 307	16 659	9 490	248 WOOD, SIMPLY WORKED	293 198	26 576	15 155
774 ELECTRO-MEDCL. XRAY EQUIP	43 596	43 760	24 953	251 PULP AND WASTE PAPER	242 936	7 450	4 216
775 DOM. ELEC. NON-ELEC. EQUIPT	298	8 616	4 923	263 COTTON	6 531	1 220	694
776 TRANSISTORS, VALVES, ETC.	15 501	37 392	21 282	265 VEGETABLE TEXTILE FIBRES	43	96	54
778 ELECTRIC. MACH. APPART. NES	14 962	23 982	13 680	266 SYNTHETIC FIBRES	26 260	8 296	4 739
781 PASS. MOTOR VEHCLS. EX. BUS	34 483	20 750	11 776	267 OTHER MAN-MADE FIBRES	1 253	400	227
782 GOODS, SPCL TRANSPORT VEH	3 651	3 055	1 715	268 WOOL, OTHER ANIMAL HAIR	6 346	4 140	2 353
783 ROAD MOTOR VEHICLES NES	121 325	85 027	48 314	269 WORN CLOTHING, TEXTL. ARTL	7 679	780	440
784 PARTS, TRACTORS, MOTOR VEH	1 615	3 706	2 123	272 FERTILIZERS, CRUDE	2 710	115	62
785 CYCLES, MOTORCYCLES ETC.	49 401	28 115	16 087	273 STONE, SAND AND GRAVEL	798 050	10 981	6 254
786 TRAILERS, SEMI-TRAILER, ETC	1 346	2 737	1 585	274 SULPHUR, UNRST. IRON PYRS	656 575	12 923	7 380
791 RAILWAY VEHICLES, EQUIPNT	176	7 617	4 251	277 NATURAL ABRASIVES, NES	2 829	218	126
792 AIRCRAFT, ASSOCTD. EQUIPNT	10 338	22 888	13 046	278 OTHER CRUDE MINERALS	1 245 626	11 729	6 672
793 SHIP, BOAT, FLOAT. STRUCTRS	94 930	26 224	14 908	282 FERROUS WASTE AND SCRAP	619 478	12 705	7 204
811 PREFABRICATED BUILDINGS	72 183	27 146	15 406	285 ALUMINIUM ORE, CONCTR. ETC	3 836	343	196
812 PLUMBNG, SANITRY, EQPT. ETC	15 333	26 257	14 892	287 ORE, CONCENTR. BASE METALS	7 065	263	149
813 LIGHTNG FIXTURES ETC. NES	580 173	456 503	260 445	288 NON-FERROUS WASTE, SCRAP	69 990	13 063	7 462
821 FURNITURE, CUSHIONS, ETC.	528	3 418	1 956	289 PREC. METAL ORES, CONCTRYS	177	95	55
831 TRUNK, SUIT-CASES, BAG, ETC	4 463	21 189	12 053	291 CRUDE ANIMAL MATERLS. NES	196 878	22 497	12 746
841 MENS, BOYS CLOTHNG, X-KNIT	4 879	34 853	19 773	292 CRUDE VEG. MATERIALS, NES	75 717	54 566	31 315
842 WOMEN, GIRL CLOTHNG, XKNIT	1 025	4 325	2 467	321 COAL, NOT AGGLOMERATED	35 830	971	547
843 MENS, BOYS CLOTHING, KNIT	4 114	28 174	16 018	322 BRIQUETTES, LIGHTITE, PEAT	105 355	2 570	1 488
844 WOMEN, GIRLS CLOTHNG. KNIT	12 741	83 167	47 460	325 COKE, SEMI-COKE, RET. CARBN	51 556	1 924	1 117
845 OTHR. TEXTILE APPAREL, NES	3 390	7 415	4 172	334 PETROLEUM PRODUCTS	884 133	46 047	26 173
846 CLOTHING ACCESSRS, FABRIC	1 630	5 734	3 292	335 RESIDUAL PETROL. PRODUCTS	1 375 666	41 830	23 642
848 CLOTHNG, NONTEXTL; HEADGEAR	6 014	29 627	16 954	342 LIQUEFIED PROPANE, BUTANE	41 187	1 157	656
851 FOOTWEAR	33	960	555	351 ELECTRIC CURRENT	265 218	16 863	9 520
871 OPTICAL INSTRUMENTS, NES	17 795	55 121	31 351	411 ANIMAL OILS AND FATS	536 767	45 718	25 628
872 MEDICAL INSTRUMENTS NES	210	1 885	1 078	421 FIXED VEG. FAT, OILS, SOFT	76 339	8 175	4 630
873 METERS, COUNTERS, NES	8 827	118 281	67 238	422 FIXED VEG. FAT, OILS, OTHER	1 157 846	83 153	47 110
874 MEASURE. CONTRL. INSTRMNT	4 828	35 087	20 058	431 ANIMAL, VEG. FATS, OILS, NES	67 841	12 532	7 106
881 PHOTOGRAPH APPAR. ETC. NES	631	3 618	2 042	491 HYDROCARBONS, NES, DERIVTS	292 405	48 084	27 939
882 PHOT. CINEMATOGRPH. SUPPL	4	75	42	512 ALCOHOL, PHENOL, ETC. DERIV	182 540	38 449	21 941
883 CINE. FILM EXPOS. DEVELPD	153	5 999	3 408	513 CARBOXYLIC ACIDS, DERIVTS	69 736	23 665	13 469
884 OPTICAL GOODS NES	361	2 211	1 254	514 NITROGEN-FUNCT. COMPOUNDS	20 657	19 469	11 176
885 WATCHES AND CLOCKS	528	456	265	516 OTHER ORGANIC CHEMICALS	111 993	17 280	9 888
891 ARMS AND AMMUNITION	35 528	53 173	30 253	522 INORGANIC CHEM. ELEMENTS	2 400 742	76 689	43 712
892 PRINTED MATTER	143 802	142 153	81 018	523 METAL. SALTS, INORGAN. ACID	907 594	47 100	26 873
893 ARTICLES, NES, OF PLASTICS	53 578	143 528	81 462	524 OTHER CHEMICAL COMPOUNDS	46 568	9 337	5 293
894 BABY CARRIAGE, TOYS, GAMES	1 848	2 746	1 561	525 RADIO-ACTIVE MATERIALS	17	1 987	1 130
895 OFFICE, STATIONERY SUPPLS	11 666	28 758	16 410	531 DYEING, COLOURS, LAKES, ETC.	23 181	45 353	25 867
896 WORKS OF ART, ANTIQUE ETC	219	7 116	4 051	532 PVEING, TANNING MATERIALS	2 953	2 269	1 281
897 GOLD, SILVERWARE, JEWEL NES	9 384	44 608	25 418	533 PIGMENTS, PAINTS, ETC.	182 776	93 112	52 952
898 MUSICAL INSTRUMENTS, ETC.	12 150	39 353	22 391	541 MEDICINES, ETC. EXC. GRP542	16 438	101 643	58 135
899 MISC MANUFCTRD GOODS NES	3	106	64	542 MEDICAMENTS	14 996	54 352	31 037
961 COIN NONGOLD NONCURRENT	18	4 792	2 750	551 ESSNTL. OIL, PERFUME, FLAVR	3 968	6 142	3 517
971 GOLD, NONMONTY EXCL ORES				553 PERFUMERY, COSMETICS, ETC.	22 483	25 973	14 734
EXPORTS	40 109 754	11 281 505	6 429 564	554 SOAP, CLEANERS, POLISH, ETC	208 096	48 908	27 792
001 LIVE ANIMALS	2 186	4 776	2 723	562 FERTILIZER, EXCEPT GRP272	1 382 974	40 144	23 238
011 BOVINE MEAT	114 660	77 661	43 995	571 POLYMERS OF ETHYLENE	315 242	67 595	38 525
012 OTHER MEAT, MEAT OFFAL	68 288	26 334	14 966	572 POLYMERS OF STYRENE	129 898	45 347	25 852
016 MEAT, ED. OFFL, DRY, SLT, SMK	2 502	2 169	1 226	573 POLYMERS, VINYL CHLORIDE	207 708	46 072	26 257
017 MEAT, OFFL. PRPD, PRSVD, NES	22 047	13 893	7 894	574 POLYACETAL, POLYCARBONATE	159 165	69 465	39 551
022 MILK AND CREAM	192 168	56 617	32 435	575 OTH. PLASTIC, PRIMARY FORM	429 998	139 038	79 386
023 BUTTER, OTHER FAT OF MILK	18 273	12 250	6 759	579 PLASTIC WASTE, SCRAP ETC	26 349	2 105	1 206
024 CHEESE AND CURD	22 121	16 150	9 190	581 PLASTIC TUBE, PIPE, HOSE	32 370	26 186	14 918
025 EGGS, BIRDS, YOLKS, ALBUMIN	5 543	2 046	1 161	582 PLASTIC PLATE, SHEETS, ETC	285 387	158 905	90 726
034 FISH, FRESH, CHILLED, FROZN	52 224	12 448	7 233	583 MONOFILAMENT OF PLASTICS	32 676	24 189	13 825
035 FISH, DRIED, SALTED, SMOKED	1 348	407	233	591 INSECTICIDES, ETC.	25 136	33 054	19 245
036 CRUSTACEANS, MOLLUSCS ETC	1 533	2 338	1 352	592 STARCHES, INULIN, ETC.	168 921	29 104	16 669
037 FISH ETC. PRPD, PRSVD. NES	10 353	8 460	4 813	593 EXPLOSIVES, PYROTECHNICS	2 662	5 101	2 857
041 WHEAT, MESLIN, UNMILLED	249 170	12 224	7 065	597 PREPRD ADDITIVES, LIQUIDS	65 054	21 869	12 384
042 RICE	117 075	21 384	12 205	604 MISC. CHEMICAL PRDTS. NES	666 486	109 138	62 117
043 BARLEY, UNMILLED	27 436	1 613	897	611 LEATHER	2 003	8 775	5 025
044 MAIZE UNMILLED	250 168	15 860	9 128	612 MANUFACT. LEATHER ETC. NES	698	3 637	2 060
045 OTHER CEREALS, UNMILLED	120 754	6 374	3 626	613 FURSKINS, TANNED, DRESSED	220	5 496	3 165
046 MEAL, FLOUR OF WHEAT, MSLN	25 577	1 679	963	625 MATERIALS OF RUBBER	33 266	27 665	15 753
047 OTHER CEREAL MEAL, FLOURS	360 451	23 342	13 255	625 RUBBER TYRES, TUBES, ETC.	77 435	51 273	29 186
048 CEREAL PREPARATIONS	285 167	57 268	32 592	629 ARTICLES OF RUBBER, NES	12 109	31 643	18 001
054 VEGETABLES	371 687	28 359	16 381	633 CORK MANUFACTURES	1 710	1 680	961
056 VEGETABLES, PRPD, PRSVD, NES	84 777	16 369	9 306	634 VENEERS, PLYWOOD, ETC.	921 505	100 218	57 312
057 FRUIT, NUTS EXCL. OIL NUTS	283 337	42 553	23 991	635 WOOD MANUFACTURES, NES	68 222	19 731	11 265
058 FRUIT, PRESERVED, PREPARED	44 523	12 742	7 277	641 PAPER AND PAPERBOARD	675 547	133 043	75 958
059 FRUIT, VEGETABLE JUICES	180 476	34 393	19 632	642 PAPER, PAPERBOARD, CUT ETC	416 362	135 342	77 083
061 SUGARS, MOLASSES, HONEY	232 277	21 294	12 068	651 TEXTILE YARN	182 504	137 949	78 888
062 SUGAR CONFECTIONERY	16 944	8 650	4 937	652 COTTON FABRICS, WOVEN	27 520	48 397	27 645
071 COFFEE, COFFEE SUBSTITUTE	60 867	42 585	24 296	653 FABRICS, MAN-MADE FIBRES	26 134	65 577	37 420
072 COCOA	20 544	6 134	3 501	654 OTH. TEXTILE FABRIC, WOVEN	3 204	7 167	4 088
073 CHOCOLATE, OTH. COCOA PREP	57 638	40 719	23 219	655 KNIT. CROCHET. FABRIC NES	5 905	14 467	8 283
				656 TULLE, LACE, EMBROIDRY, ETC	2 479	9 549	5 446

## 7 IMPORTS AND EXPORTS (SPECIAL TRADE) BY COUNTRIES OF PRODUCTION AND CONSUMPTION AND BY GROUPS OF THE SITC-REV. III 1988

GROUP DESCRIPTION	DT = 100 KG	1 000 DM	1 000 \$	GROUP DESCRIPTION	DT = 100 KG	1 000 DM	1 000 \$
657 SPECIAL YARN, TXTL. FABRIC	60 536	74 247	42 272	871 OPTICAL INSTRUMENTS, NES	275	9 067	5 181
658 TEXTILE ARTICLES NES	24 918	31 086	17 607	872 MEDICAL INSTRUMENTS NES	4 793	36 566	20 785
659 FLOOR COVERINGS, ETC.	44 360	33 942	19 290	873 METERS, COUNTERS, NES	3 531	15 932	9 058
661 LIME, CEMENT, CONSTR. MATRL	424 029	15 951	9 059	874 MEASURE, CONTROL INSTRMNT	12 934	171 410	97 055
662 CLAY, REFRACT. CONSTR. MATRL	257 348	28 758	16 468	881 PHOTOGRAPH APPAR. ETC. NES	2 897	26 835	15 360
663 MINERAL MANUFACTURES, NES	280 639	48 331	27 516	882 PHOTO. CINEMATOGRPH. SUPPL	45 628	110 777	63 007
664 GLASS	94 912	28 436	16 186	883 CINE. FILM EXPOS. DEVELPD	18	244	137
665 GLASSWARE	289 038	45 327	25 796	884 OPTICAL GOODS NES	1 585	41 675	23 746
666 POTTERY	25 965	16 777	9 547	885 WATCHES AND CLOCKS	1 913	19 129	10 866
667 PEARLS, PRECIOUS STONES	-	-	-	891 ARMS AND AMMUNITION	1 613	7 300	4 127
671 PIG IRON, SPIEGELEISN, ETC	25 639	3 799	2 158	892 PRINTED MATTER	200 278	121 467	68 951
672 INGOTS ETC. IRON OR STEEL	17 264	1 574	896	893 ARTICLES, NES, OF PLASTICS	150 537	138 798	79 092
673 FLAT-ROLLED IRON ETC.	1 139 123	105 060	59 411	894 BABY CARRIAGE, TOYS, GAMES	20 447	37 291	21 230
674 FLAT-ROLLED PLATED IRON	606 711	77 872	44 332	895 OFFICE, STATIONERY SUPPLS	9 917	27 397	15 600
675 FLAT-ROLLED, ALLOY STEEL	157 623	57 175	32 479	896 WORKS OF ART, ANTIQUE ETC	458	27 282	15 555
676 IRON, STL. BAR, SHAPES ETC.	690 687	84 148	47 882	897 GOLD, SILVERWARE, JEWEL NES	251	25 633	14 530
677 RAILWAY TRACK IRON, STEEL	12 658	2 763	1 574	898 MUSICAL INSTRUMENTS, ETC.	25 332	73 826	42 104
678 WIRE OF IRON OR STEEL	121 210	18 093	10 319	899 MISC MANUFCTRD GOODS NES	48 261	47 535	27 067
679 TUBES, PIPES, ETC. IRON, STL	943 348	193 666	110 252	971 GOLD, NONMONTRY EXCL ORES	6 115	5 555	3 217
681 SILVER, PLATINUM, ETC.	219	5 942	3 359			2 301	1 301
682 COPPER	193 771	116 425	66 329				
683 NICKEL	516	1 973	1 106	GREECE			
684 ALUMINIUM	267 294	154 492	87 785				
685 LEAD	58 913	10 241	5 840	IMPORTS	11 375 964	3 199 820	1 821 280
686 ZINC	25 756	6 898	3 931				
687 TIN	1 183	1 213	694	012 OTHER MEAT, MEAT OFFAL	1 184	516	297
689 MISC. NON-FERR. BASE METAL	366	910	523	022 MILK AND CREAM	4 484	1 522	866
691 METALLIC STRUCTURES NES	152 490	69 125	39 262	024 CHEESE AND CURD	35 379	28 689	16 328
692 CONTAINERS, STORAGE, TRNSP	78 934	43 141	24 507	034 FISH, FRESH, CHILLED, FROZN	1 800	2 360	1 347
693 WIRE PRODUCTS EXCL. ELECT	170 084	25 323	14 428	035 FISH, DRIED, SALTED, SMOKED	734	467	264
694 NAILS, SCREWS, NUTS, ETC.	80 544	55 280	31 465	036 CRUSTACEANS, MOLLUSCS ETC	213	199	114
695 TOOLS	30 245	98 831	56 297	037 FISH ETC. PREPD, PRSVD. NES	2 223	2 034	1 156
696 CUTLERY	6 921	22 547	12 785	041 WHEAT, MESLIN, UNMILLED	840 856	53 275	30 270
697 HOUSEHOLD EQUIPMENT, NES	12 155	13 268	7 562	042 RICE	1 833	151	89
699 MANUFACTS. BASE METAL, NES	214 638	186 809	106 343	044 MAIZE UNMILLED	698 552	33 012	19 464
700 CPL IND PLANT (84/85/87)	21 293	36 136	20 528	046 MEAL, FLOUR OF WHEAT, MSLN	1 911	196	112
711 STEAM GENER. BOILERS, ETC.	13 051	8 584	4 968	048 CEREAL PREPARATIONS	10 559	2 183	1 247
712 STEAM TURBINES	1 401	3 633	2 060	054 VEGETABLES	582 009	96 774	56 180
713 INTRNL COMBUS PSTN ENGIN	36 832	92 563	52 534	056 VEGETABLES, PRPD, PRSVD, NES	218 039	40 912	23 401
714 ENGINES, MOTORS NON-ELECT	129	14 087	7 972	057 FRUIT, NUTS EXCL. DIL NUTS	1 563 975	194 615	108 235
716 ROTATING ELECTRIC PLANT	67 869	100 122	56 991	058 FRUIT, PRESERVED, PREPARED	824 786	111 316	63 699
718 OTH. POWR. GENRNG. MACHNRY	4 155	19 627	11 057	059 FRUIT, VEGETABLE JUICES	10 192	2 590	1 529
721 AGRIC. MACHINES, EX. TRACTR	64 880	72 621	41 423	061 SUGARS, MOLASSES, HONEY	1 662	1 037	609
722 TRACTORS	35 427	42 301	24 173	062 SUGAR CONFECTIONERY	20 469	7 020	3 920
723 CIVIL ENGINEERING EQUIPT	81 051	77 637	44 283	071 COFFEE, COFFEE SUBSTITUTE	286	258	147
724 TEXTILE, LEATHER MACHINES	12 919	51 312	29 280	072 COCOA	200	148	87
725 PAPER, PULP MILL MACHINES	7 056	24 356	13 888	073 CHOCOLATE, OTH. COCOA PREP	332	139	79
726 PRINTNG, BOOKBINDNG MACHS	22 218	101 065	57 830	075 SPICES	1 671	1 108	631
727 FQDD-PROCESS. MCH. NON DDM	11 515	51 834	29 388	081 ANIMAL FEED STUFF	16 889	436	259
728 OTH. MACH. PTS, SPLCL INDUST	80 336	199 378	113 345	098 EDIBLE PROD. PREPRPTS, NES	11 141	4 164	2 382
731 METAL REMOVAL WORK TOOLS	12 708	49 959	28 377	112 ALCOHOLIC BEVERAGES	302 100	84 773	48 364
733 MACH-TOOLS, METAL-WORKING	10 413	24 841	14 161	121 TOBACCO, UNMANUFACTURED	95 656	60 627	34 757
735 PARTS, NES, FOR MACH-TOOLS	3 776	21 160	12 024	122 TOBACCO, MANUFACTURED	3 508	3 472	1 973
737 METALWORKING MACHNRY NES	4 767	23 700	13 555	212 FURSKINS, RAW	6	251	137
741 HEATING, COOLNG EQUIP, PART	-	-	-	263 COTTON	109 771	12 850	7 416
742 PUMPS FOR LIQUIDS, PARTS	16 330	57 742	32 932	266 SYNTHETIC FIBRES	5 685	1 492	854
743 PUMPS NES, CENTRIFUGS ETC	123 970	167 726	95 513	268 WOOL, OTHER ANIMAL HAIR	3 608	1 154	655
744 MECHANICAL HANDLING EQUIP	72 540	104 823	59 871	269 WORN CLOTHING, TEXTL. ARTL	2 395	328	188
745 OTH. NONELEC MCH, TOOL, NES	29 604	130 441	74 172	273 STONE, SAND AND GRAVEL	50 420	3 096	1 771
746 BALL OR ROLLER BEARINGS	10 951	28 384	16 171	277 NATURAL ABRASIVES, NES	428 457	2 460	1 385
747 TAPS, COCKS, VALVES, ETC.	27 970	97 217	55 458	278 OTHER CRUDE MINERALS	2 220 215	43 913	24 882
748 TRANSMISSIONS SHAFTS, ETC	49 165	88 450	50 342	282 FERROUS WASTE AND SCRAP	9 045	1 475	832
749 NON-ELECT MACH. PARTS, ETC	52 214	66 595	37 883	283 COPPER ORES, CONCENTRATES	947	90	54
751 OFFICE MACHINES	8 772	55 832	31 978	285 ALUMINIUM ORE, CNCTR. ETC	202 112	1 377	819
752 AUTOMATC. DATA PROC. EQUIP	19 126	210 161	119 783	287 ORE, CONCENTR. BASE METALS	27 759	977	547
759 PARTS, FOR OFFICE MACHINS	4 010	75 441	42 787	288 NON-FERROUS WASTE, SCRAP	28 512	4 885	2 781
761 TELEVISION RECEIVERS ETC	16 113	61 178	34 856	289 PREC. METAL ORES, CONCRTS		1 985	1 171
762 RADIO-BROADCAST RECEIVER	2 959	17 403	9 954	291 CRUDE ANIMAL MATERLS. NES	748	1 369	787
763 SOUND RECORDER, PHONOGRPH	2 787	22 809	13 157	292 CRUDE VEG. MATERIALS, NES	10 413	3 826	2 168
764 TELECOMM. EQUIP. PARTS NES	15 486	228 222	130 014	339 PETROLEUM OILS, CRUDE	491 290	9 312	5 499
771 ELECT POWER MACHNRY. PARTS	28 402	48 978	27 923	335 RESIDUAL PETROL. PRODUCTS	619	55	31
772 ELEC. SWITCH. RELAY. CIRCUIT	34 681	191 632	109 083	421 FIXED VEG. FAT, OILS, SOFT	1 832	974	556
773 ELECTR. DISTRIB. EQPT NES	95 637	95 361	54 251	511 HYDROCARBONS, NES, DERIVTS	19 166	1 070	635
774 ELECTRO-MEDCL. XRAY EQUIP	843	20 153	11 400	515 ORGANO-INORGANIC COMPNDS	200	250	149
775 DOM. ELEC. NON-ELEC. EQUIPT	148 090	181 206	103 110	522 INORGANIC CHEM. ELEMENTS	7 360	1 677	950
776 TRANSISTORS, VALVES, ETC.	2 337	52 395	29 839	523 METAL. SALTS, INORGAN. ACID	5 778	363	198
778 ELECTRIC. MACH. APPART. NES	69 753	185 187	105 409	531 SYNTH. COLOURS, LAKES, ETC.	2 491	7 367	4 227
781 PASS. MOTOR VEHCLS. EX. BUS	256 938	371 303	213 756	541 MEDICINES, ETC. EXC. GRP542	48	58	34
782 GOODS, SPLCL TRANSPORT VEH	126 431	177 359	102 399	542 MEDICAMENTS	4 746	3 435	1 929
783 ROAD MOTOR VEHICLES NES	19 088	34 201	19 633	551 ESSNTL. OIL, PERFUME, FLAVR	633	874	509
784 PARTS, TRACTORS, MOTOR VEH	124 894	210 848	120 259	553 PERFUMERY, COSMETICS, ETC.	358	324	185
785 CYCLES, MOTORCYCLES ETC.	22 871	41 397	23 834	554 SOAP, CLEANERS, POLISH, ETC	534	145	83
786 TRAILERS, SEMI-TRAILR, ETC	145 488	126 450	72 784	562 FERTILIZER, EXCEPT GRP272	487 375	10 932	6 326
791 RAILWAY VEHICLES. EQUIPNT	16 727	24 403	13 952	572 POLYMERS OF STYRENE	103	61	36
792 AIRCRAFT, ASSOCTD. EQUIPNT	362	25 362	14 469	574 POLYACETAL. POLYCARBONATE	1 220	507	280
793 SHIP, BOAT, FLOAT. STRUCTRS	65 203	26 082	14 820	575 OTH. PLASTIC, PRIMARY FORM	305	113	62
811 PREFABRICATED BUILDINGS	7 159	2 511	1 425	581 PLASTIC TUBE, PIPE, HOSE	13 561	6 577	3 762
812 PLUMBNG, SANITRY, EQPT. ETC	12 096	14 763	8 380	582 PLASTIC PLATE, SHEETS, ETC	3 093	1 045	612
813 LIGHTNG FIXTURES ETC. NES	12 662	30 676	17 476	591 INSECTICIDES, ETC.	183	571	330
821 FURNITURE, CUSHIONS, ETC.	127 275	88 643	50 669	598 MISC. CHEMICAL PRODTS. NES	13 419	2 091	1 196
831 TRUNK, SUIT-CASES, BAG, ETC	4 106	14 886	8 523	611 LEATHER	1 548	3 541	2 018
841 MENS, BOYS CLOTHNG, X-KNIT	7 963	38 922	21 990	613 FURSKINS, TANNED, DRESSED	1 407	54 192	30 979
842 WOMEN, GIRL CLOTHNG, XKNIT	9 854	81 198	45 836	625 RUBBER TYRES, TUBES, ETC.	16 512	10 683	6 113
843 MENS, BOYS CLOTHNG, KNIT	1 009	3 819	2 202	629 ARTICLES OF RUBBER, NES	146	170	95
844 WOMEN, GIRLS CLOTHNG, KNIT	1 890	14 074	7 977	634 VENEERS, PLYWOOD, ETC.	19 704	3 528	2 005
845 OTHR. TEXTILE APPAREL, NES	10 939	49 616	28 114	635 WOOD MANUFACTURES, NES	1 938	501	287
846 CLOTHING ACCESSRS, FABRIC	2 483	12 498	7 020	641 PAPER AND PAPERBOARD	1 013	265	156
848 CLOTHNG, NONTXTL; HEADGEAR	2 598	17 551	9 930	642 PAPER, PAPERBOARD, CUT ETC	5 947	1 608	920
851 FOOTWEAR	14 273	52 968	29 993	651 TEXTILE YARN	193 716	149 953	85 748



7 IMPORTS AND EXPORTS (SPECIAL TRADE) BY COUNTRIES OF PRODUCTION AND CONSUMPTION AND BY GROUPS OF THE SITC-REV. III 1988

GROUP DESCRIPTION	DT = 100 KG	1 000 DM	1 000 \$	GROUP DESCRIPTION	DT = 100 KG	1 000 DM	1 000 \$
652 COTTON FABRICS, WOVEN	10 006	9 323	5 349	EXPORTS	9 562 906	5 523 884	3 148 418
653 FABRICS, MAN-MADE FIBRES	6 322	6 506	3 738				
654 OTH. TEXTILE FABRIC, WOVEN	6 677	9 905	5 177	001 LIVE ANIMALS	4 430	2 914	1 650
655 KNIT, CROCHET, FABRIC NES	2 710	5 100	2 906	011 BOVINE MEAT	543 652	362 989	207 080
656 TULLE, LACE, EMBROIDRY, ETC	91	774	443	012 OTHER MEAT, MEAT OFFAL	200 559	80 787	46 086
657 SPECIAL YARN, TXTL. FABRIC	1 107	1 283	735	017 MEAT, OFFL. PRPD, PRSVD, NES	4 213	2 943	1 664
658 TEXTILE ARTICLES NES	46 052	59 328	33 884	022 MILK AND CREAM	445 504	121 855	69 427
659 FLOOR COVERINGS, ETC.	17 311	17 938	10 267	023 BUTTER, OTHER FAT OF MILK	7 528	5 792	3 256
661 LIME, CEMENT, CONSTR. MATRL	118 140	15 231	8 633	024 CHEESE AND CURD	154 439	111 650	64 169
662 CLAY, REFRCT. CONSTR. MATRL	19 312	2 375	1 324	025 EGGS, BIRDS, YOLKS, ALBUMIN	4 320	2 491	1 420
663 MINERAL MANUFACTURES, NES	1 966	7 035	3 974	034 FISH, FRESH, CHILLED, FROZN	4 156	1 785	1 022
666 POTTERY	4 102	2 224	1 275	037 FISH ETC. PRPD, PRSVD, NES	2 776	2 178	1 228
667 PEARLS, PRECIOUS STONES				041 WHEAT, MESLIN, UNMILLED	23 014	1 101	605
671 PIG IRON, SPIEGELEISN, ETC	416 034	128 957	72 418	042 RICE	6 786	1 946	1 092
673 FLAT-ROLLED IRON ETC.	161 192	14 361	8 275	043 BARLEY, UNMILLED	1 405	120	68
674 FLAT-ROLLED PLATED IRON	82 558	10 924	6 162	047 OTHER CEREAL MEAL, FLOURS	3 306	220	124
676 IRON, STL. BAR, SHAPES ETC.	607	111	62	048 CEREAL PREPARATIONS	40 436	13 277	7 537
679 TUBES, PIPES, ETC. IRON, STL	681	180	105	054 VEGETABLES	69 971	5 948	3 429
681 SILVER, PLATINUM, ETC.	7	473	261	056 VEGETABLES, PRPD, PRSVD, NES	29 446	4 683	2 660
682 COPPER	49 961	26 223	14 923	057 FRUIT, NUTS EXCL. OIL NUTS	12 220	2 607	1 463
684 ALUMINIUM	101 030	53 174	30 187	058 FRUIT, PRESERVED, PREPARED	8 992	3 214	1 819
685 LEAD	555	126	70	059 FRUIT, VEGETABLE JUICES	14 346	3 951	2 219
689 MISC. NON-FERR. BASE METAL	495	109	63	061 SUGARS, MOLASSES, HONEY	188 721	28 136	16 142
691 METALLIC STRUCTURES NES	784	426	246	062 SUGAR CONFECTIONERY	3 820	2 344	1 324
692 CONTAINERS, STORAGE, TRNSP	535	251	143	071 COFFEE, COFFEE SUBSTITUTE	4 874	6 451	3 723
693 WIRE PRODUCTS EXCL. ELECT	874	188	101	072 COCOA	10 017	6 248	3 592
694 NAILS, SCREWS, NUTS, ETC.	67	48	30	073 CHOCOLATE, OTH. COCOA PREP	6 393	5 180	2 948
695 TOOLS	108	879	499	074 TEA AND MATE	52	63	36
697 HOUSEHOLD EQUIPMENT, NES	4 786	6 406	3 663	075 SPICES	497	451	257
699 MANUFACT. BASE METAL, NES	3 604	2 295	1 307	081 ANIMAL FEED STUFF	50 141	9 820	5 576
712 STEAM TURBINES	17	298	178	091 MARGARINE AND SHORTENING	31 126	3 844	2 183
713 INTRNL COMBUS PSTN ENGIN	112	288	167	098 EDIBLE PROD. PREPRNTS, NES	27 140	20 520	11 702
714 ENGINES, MOTORS NON-ELECT	185	1 688	982	111 NON-ALCOHOL. BEVERAGE, NES	36 163	6 436	3 654
716 ROTATING ELECTRIC PLANT	439	468	267	112 ALCOHOLIC BEVERAGES	48 031	9 396	5 324
718 OTH. POWR. GENRTRNG. MACHNRY	5	218	124	121 TOBACCO, UNMANUFACTURED	8 368	14 440	8 188
721 AGRIC. MACHINES, EX. TRACTR	150	102	54	122 TOBACCO, MANUFACTURED	15 291	29 014	16 487
723 CIVIL ENGINEERING EQUIPT	8	72	39	211 HIDES, SKINS (EX. FURS), RAW	10 930	3 090	1 771
724 TEXTILE, LEATHER MACHINES	665	2 029	1 155	212 FURSKINS, RAW	23	729	424
726 PRINTNG, BOOKBINDNG MACHS	437	875	501	223 OILSEED (OTH. FIX. VEG. OIL)	384	63	36
727 FOOD-PROCESS. MCH. NON DOM	536	425	249	231 NATURAL RUBBER, ETC.	452	146	83
728 OTH. MACH. PTS, SPLCL INDUST	956	958	541	232 SYNTHETIC RUBBER, ETC.	10 528	4 223	2 389
731 METAL REMOVAL WORK TOOLS	36	85	48	247 WOOD ROUGH, ROUGH SQUARED	21 555	941	546
733 MACH-TOOLS, METAL-WORKING	300	1 397	798	248 WOOD, SIMPLY WORKED	23 772	3 025	1 711
735 PARTS, NES, FOR MACH-TOOLS	51	102	57	251 PULP AND WASTE PAPER	2 052	200	112
737 METALWORKING MACHNRY NES	2 007	929	540	263 COTTON	8 228	2 454	1 372
741 HEATNG, COOLNG EQUIP, PART	610	756	429	266 SYNTHETIC FIBRES	85 946	29 314	16 810
742 PUMPS FOR LIQUIDS, PARTS	27	184	100	267 OTHER MAN-MADE FIBRES	23 830	14 081	8 002
743 PUMPS NES, CENTRIFUGS ETC	148	1 584	860	268 WOOL, OTHER ANIMAL HAIR	8 037	11 730	6 712
744 MECHANICAL HANDLING EQUIP	1 847	811	455	269 WORN CLOTHING, TEXTL. ARTL	3 860	650	365
745 OTH. NONELEC MCH, TOOL, NES	1 374	1 449	256	273 STONE, SAND AND GRAVEL	8 866	436	244
747 TAPS, COCKS, VALVES, ETC.	1 306	1 517	861	277 NATURAL ABRASIVES, NES	4	8 513	4 789
748 TRANSMISSIONS SHAFTS ETC	88	166	93	278 OTHER CRUDE MINERALS	23 033	1 981	1 135
749 NON-ELECT MACH. PARTS, ETC	98	612	359	282 FERROUS WASTE AND SCRAP	88 357	1 733	1 027
752 AUTOMATC. DATA PROC. EQUIP	23	748	416	285 ALUMINIUM ORE, CONCTR. ETC	753	110	62
759 PARTS, FOR OFFICE MACHINS	78	1 376	783	291 CRUDE ANIMAL MATERLS, NES	4 925	2 551	1 462
761 TELEVISION RECEIVERS ETC	148	584	351	292 CRUDE VEG. MATERIALS, NES	5 607	3 603	2 040
763 SOUND RECORDER, PHONOGRPH	18	127	74	322 BRIQUETTES, LIGNITE, PEAT	53 687	1 563	898
764 TELECOMM. EQUIP. PARTS NES	1 368	8 698	4 963	334 PETROLEUM PRODUCTS	34 610	8 016	4 547
771 ELECT POWER MACHNY, PARTS	369	391	220	335 RESIDUAL PETROL. PRODUCTS	33 732	3 097	1 771
772 ELEC. SWTCH. RELAY, CIRCUIT	11 677	22 309	12 718	342 LIQUEFIED PROPANE, BUTANE	10 131	268	142
773 ELECTR. DISTRIB. EQPT NES	3 606	1 585	887	411 ANIMAL OILS AND FATS	3 299	586	337
774 ELECTRO-MEDCL. XRAY EQUIP	8	117	62	421 FIXED VEG. FAT, OILS, SOFT	31 272	3 246	1 837
775 DOM. ELEC. NON-ELEC. EQUIPT	6 663	6 246	3 567	422 FIXED VEG. FAT, OILS, OTHER	3 099	423	244
776 TRANSISTORS, VALVES, ETC.	17	136	76	431 ANIMAL, VEG. FATS, OILS, NES	46 507	7 771	4 392
778 ELECTRIC. MACH. APPART. NES	10 227	8 078	4 553	511 HYDROCARBONS, NES, DERIVTS	72 510	6 964	3 965
781 PASS. MOTOR VEHCL. EX. BUS	1 197	2 021	1 149	512 ALCOHOL, PHENOL, ETC. DERIV	31 278	4 899	4 899
783 ROAD MOTOR VEHICLES NES	180	130	77	513 CARBOXYLIC ACIDS, DERIVTS	116 381	23 548	13 372
784 PARTS, TRACTORS, MOTOR VEH	20 243	8 304	4 497	514 NITROGEN-FUNCT. COMPDUNDS	29 145	17 404	9 903
785 CYCLES, MOTORCYCLES ETC.	302	162	92	515 ORGANO-INORGANIC COMPDNS	13 169	22 375	12 793
786 TRAILERS, SEMI-TRAILR, ETC	68	125	74	516 OTHER ORGANIC CHEMICALS	10 762	4 862	2 770
792 AIRCRAFT, ASSOCTD. EQUIPNT	12	1 153	655	522 INORGANIC CHEM. ELEMENTS	37 124	8 863	5 045
793 SHIP, BOAT, FLOAT. STRUCTRS	267 301	10 402	5 704	523 METAL. SALTS, INORGAN. ACID	112 438	11 806	6 723
813 LIGHTNG FIXTURES ETC. NES	575	701	400	524 OTHER CHEMICAL COMPDUNDS	50 873	6 442	3 691
821 FURNITURE, CUSHIONS, ETC.	3 309	1 637	936	525 RADIO-ACTIVE MATERIALS	7	567	321
831 TRUNK, SUIT-CASES, BAG, ETC	235	1 107	632	531 SYNTH. COLOURS, LAKES, ETC.	14 008	27 039	15 465
841 MENS, BOYS CLOTHNG, X-KNIT	19 384	85 221	48 797	532 DYEING, TANNING MATERIALS	14 785	3 621	2 076
842 WOMEN, GIRL CLOTHNG, XKNIT	81 205	467 203	256 230	533 PIGMENTS, PAINTS, ETC.	124 892	65 385	37 227
843 MENS, BOYS CLOTHNG, KNIT	21 836	64 962	37 207	541 MEDICINES, ETC. EXC. GRP542	4 985	24 793	14 109
844 WOMEN, GIRLS CLOTHNG, KNIT	34 787	154 166	88 111	542 MEDICAMENTS	7 727	58 121	33 082
845 OTHR. TEXTILE APPAREL, NES	114 592	414 387	236 927	551 ESSNTL. OIL, PERFUME, FLAVR	2 170	6 275	3 576
846 CLOTHING ACCESSRS, FABRIC	17 200	37 064	20 961	553 PERFUMERY, COSMETICS, ETC.	3 747	6 295	3 565
848 CLOTHNG, NONTXL; HEADGEAR	4 956	305 046	171 872	554 SOAP, CLEANERS, POLISH, ETC	82 581	27 399	15 697
851 FOOTWEAR	9 381	45 063	25 648	562 FERTILIZER, EXCEPT GRP272	687 780	22 067	13 874
871 OPTICAL INSTRUMENTS, NES	2	74	42	571 POLYMERS OF ETHYLENE	111 373	24 780	13 030
872 MEDICAL INSTRUMENTS NES	6	259	150	572 POLYMERS OF STYRENE	53 180	14 229	8 097
873 METERS, COUNTERS, NES	9	126	74	573 POLYMERS, VINYL CHLORIDE	21 996	5 569	3 176
874 MEASURE, CONTROL INSTRMNT	76	1 070	607	574 POLYACETAL, POLYCARBONATE	35 502	12 188	6 933
881 PHOTOGRAPH APPAR. ETC. NES	6	97	55	575 OTH. PLASTIC, PRIMARY FORM	134 919	60 087	34 142
882 PHOTO. CINEMATOGRPH. SUPPL	2	332	194	579 PLASTIC WASTE, SCRAP ETC	51 289	3 513	1 988
885 WATCHES AND CLOCKS	12	53	31	581 PLASTIC TUBE, PIPE, HOSE	7 070	10 757	6 092
892 PRINTED MATTER	9 791	6 000	3 407	582 PLASTIC PLATE, SHEETS, ETC	39 169	25 574	14 529
893 ARTICLES, NES, OF PLASTICS	7 009	9 123	5 232	583 MONOFILAMENT OF PLASTICS	4 065	3 262	1 850
894 BABY CARRIAGE, TOYS, GAMES	309	616	352	591 INSECTICIDES, ETC.	26 917	39 660	23 136
896 WORKS OF ART, ANTIQUE ETC	362	5 160	2 943	592 STARCHES, INULIN, ETC.	29 945	11 353	6 472
897 GOLD, SILVERWARE, JEWEL NES	51	2 089	1 207	593 EXPLOSIVES, PYROTECHNICS	277	824	477
898 MUSICAL INSTRUMENTS, ETC.	576	2 257	1 293	597 PREPRD ADDITIVES, LIQUIDS	25 771	9 337	5 299
899 MISC MANUFCTRD GOODS NES	658	3 889	2 219	598 MISC. CHEMICAL PRDTS. NES	133 068	60 426	34 436
971 GOLD, NONMONTY EXCL ORES		69	39	611 LEATHER	2 726	7 560	4 395
				612 MANUFACT. LEATHER ETC. NES	35	405	224

7 IMPORTS AND EXPORTS (SPECIAL TRADE) BY COUNTRIES OF PRODUCTION AND CONSUMPTION AND BY GROUPS OF THE SITC-REV. III 1988

GROUP DESCRIPTION	DT = 100 KG	1 000 DM	1 000 \$	GROUP DESCRIPTION	DT = 100 KG	1 000 DM	1 000 \$
613 FURSKINS, TANNED, DRESSED	10 531	314 057	177 451	792 AIRCRAFT, ASSOCTD. EQUIPNT	277	3 938	2 248
621 MATERIALS OF RUBBER	3 249	5 530	3 156	793 SHIP, BOAT, FLOAT. STRUCTRS	245 368	256 877	151 650
625 RUBBER TYRES, TUBES, ETC.	38 142	24 695	14 005	811 PREFABRICATED BUILDINGS	97	374	214
629 ARTICLES OF RUBBER, NES	4 659	12 054	6 861	812 PLUMBNG, SANITRY, EQPT. ETC	23 992	9 490	5 352
633 CORK MANUFACTURES	49	122	67	813 LIGHTNG FIXTURES ETC.NES	2 223	6 067	3 424
634 VENEERS, PLYWOOD, ETC.	35 445	10 091	5 766	821 FURNITURE, CUSHIONS, ETC.	25 003	20 820	11 837
635 WOOD MANUFACTURES, NES	9 354	5 262	2 990	831 TRUNK, SUIT-CASES, BAG, ETC	337	1 247	714
641 PAPER AND PAPERBOARD	307 706	56 571	31 989	841 MENS, BOYS CLOTHNG, X-KNIT	5 429	15 424	8 744
642 PAPER, PAPERBOARD, CUT ETC	126 542	62 399	35 569	842 WOMEN, GIRL CLOTHNG, XKNIT	8 312	29 590	16 758
651 TEXTILE YARN	83 399	86 739	49 728	843 MENS, BOYS CLOTHING, KNIT	377	1 391	792
652 COTTON FABRICS, WOVEN	37 599	90 674	51 895	844 WOMEN, GIRLS CLOTHNG. KNIT	2 009	5 786	3 263
653 FABRICS, MAN-MADE FIBRES	57 965	204 426	116 342	845 OTHR. TEXTILE APPAREL, NES	2 071	8 609	4 867
654 OTH. TEXTILE FABRIC, WOVEN	16 369	68 278	38 864	846 CLOTHING ACCESSRS, FABRIC	11 096	28 432	16 135
655 KNIT, CROCHET, FABRIC NES	21 578	49 038	27 936	848 CLOTHNG, NONTXLT; HEADGEAR	2 490	16 593	9 414
656 TULLE, LACE, EMBROIDRY, ETC	1 414	8 396	4 775	851 FOOTWEAR	1 277	3 519	2 027
657 SPECIAL YARN, TXLT. FABRIC	30 703	49 917	28 494	871 OPTICAL INSTRUMENTS, NES	84	2 633	1 491
658 TEXTILE ARTICLES NES	3 721	6 026	3 440	872 MEDICAL INSTRUMENTS NES	2 670	27 051	15 469
659 FLOOR COVERINGS, ETC.	2 938	3 968	2 252	873 METERS, COUNTERS, NES	1 032	3 345	1 880
661 LIME, CEMENT, CONSTR. MATRL	2 205	431	247	874 MEASURE, CONTROL INSTRMNT	4 945	45 654	25 828
662 CLAY, REFRACT. CONSTR. MATRL	56 238	9 589	5 426	881 PHOTOGRAPH APPAR. ETC. NES	1 246	11 504	6 599
663 MINERAL MANUFACTURES, NES	37 835	12 268	6 944	882 PHOTO. CINEMATOGRPH. SUPPL	9 044	16 539	9 440
664 GLASS	57 948	8 771	4 999	883 CINE. FILM EXPOSD. DEVELPD	5	83	48
665 GLASSWARE	152 560	22 407	12 855	884 OPTICAL GOODS NES	55	3 472	1 983
666 POTTERY	10 144	6 354	3 630	885 WATCHES AND CLOCKS	1 034	10 727	6 100
667 PEARLS, PRECIOUS STONES	.	.	.	891 ARMS AND AMMUNITION	1 006	2 476	1 385
671 PIG IRON, SPIEGELEISN, ETC	18 375	2 461	1 400	892 PRINTED MATTER	21 547	24 522	13 877
672 INGOTS ETC. IRON DR STEEL	419 846	19 021	11 004	893 ARTICLES, NES, OF PLASTICS	37 091	31 670	18 019
673 FLAT-ROLLED IRON ETC.	830 552	52 639	29 733	894 BABY CARRIAGE, TOYS, GAMES	5 861	10 025	5 678
674 FLAT-ROLLED PLATED IRON	268 945	39 587	22 676	895 OFFICE, STATIONERY SUPPLS	3 014	11 746	6 639
675 FLAT-ROLLED, ALLOY STEEL	72 298	25 744	14 520	896 WORKS OF ART, ANTIQUE ETC	3 10	1 737	975
676 IRON, STL. BAR, SHAPES ETC	74 818	10 241	5 746	897 GOLD, SILVERWARE, JEWEL NES	84	3 726	2 078
677 RAILWAY TRACK IRON, STEEL	1 162	185	104	898 MUSICAL INSTRUMENTS, ETC.	3 583	11 541	6 601
678 WIRE OF IRON DR STEEL	4 906	1 096	617	899 MISC MANUFCTRD GOODS NES	7 846	28 761	16 360
679 TUBES, PIPES, ETC. IRON, STL	81 046	13 645	7 744	941 COMPL IND PLANT CHAPT 99	95	73	38
681 SILVER, PLATINUM, ETC.	77	1 852	1 058	971 GOLD, NONMONTRY EXCL ORES		2 363	1 365
682 COPPER	19 498	14 814	8 440				
683 NICKEL	35	204	113	PORTUGAL			
684 ALUMINIUM	81 482	40 262	22 876				
685 LEAD	9 679	1 491	831	IMPORTS	9 394 464	3 081 315	1 755 503
686 ZINC	16 475	3 484	1 970				
687 TIN	420	740	426	034 FISH, FRESH, CHILLED, FROZN	2 488	813	477
689 MISC. NON-FERR. BASE METAL	78	839	471	036 CRUSTACEANS, MOLLUSCS ETC	719	372	215
691 METALLIC STRUCTURES NES	20 723	10 868	6 205	037 FISH ETC. PREPD, PRSVD. NES	20 603	13 163	7 717
692 CONTAINERS, STORAGE, TRNSP	13 402	7 141	4 055	054 VEGETABLES	30 468	4 029	2 283
693 WIRE PRODUCTS EXCL. ELECT	17 844	9 505	5 481	056 VEGETABLES, PRPD, PRSVD, NES	7 411	2 819	1 626
694 NAILS, SCREWS, NUTS, ETC.	5 296	7 054	3 977	057 FRUIT, NUTS EXCL. OIL NUTS	10 472	3 588	2 056
695 TOOLS	8 232	20 656	11 737	058 FRUIT, PRESERVED, PREPARED	401	61	35
696 CUTLERY	2 177	8 990	5 086	075 SPICES	84	74	41
697 HOUSEHOLD EQUIPMENT, NES	8 234	15 455	8 860	098 EDIBLE PROD. PREPRTNS, NES	2 856	846	479
699 MANUFACT. BASE METAL, NES	35 940	32 871	18 579	111 NON-ALCOHOL. BEVERAGE, NES	12 041	421	245
700 CPL IND PLANT (84/85/87)	1 705	10 629	5 935	112 ALCOHOLIC BEVERAGES	115 078	44 862	25 584
711 STEAM GENER. BOILERS, ETC.	19 881	51 788	28 744	232 SYNTHETIC RUBBER, ETC.	251	72	40
712 STEAM TURBINES	52	1 788	1 055	244 CORK, NATURAL, RAW; WASTE	52 345	6 282	3 567
713 INTRNL COMBUS PSTN ENGIN	56 849	49 591	28 239	245 FUEL WOOD, WOOD CHARCOAL	8 382	474	275
714 ENGINES, MOTORS NON-ELECT	53	11 728	6 613	247 WOOD ROUGH, ROUGH SQUARED	495	108	63
716 ROTATING ELECTRIC PLANT	15 373	16 718	9 531	248 WOOD, SIMPLY WORKED	1 462 493	14 244	8 121
718 OTH. POWR. GENRNG. MACHNRY	577	2 507	1 407	251 PULP AND WASTE PAPER	1 887 913	220 112	125 186
721 AGRIC. MACHINES, EX. TRACTR	12 087	14 305	8 191	266 SYNTHETIC FIBRES	1 424	490	280
722 TRACTORS	19 093	17 096	9 622	268 WOOL, OTHER ANIMAL HAIR	1 984	1 465	841
723 CIVIL ENGINEERING EQUIPT	74 064	26 181	14 957	273 STONE, SAND AND GRAVEL	80 304	5 380	3 054
724 TEXTILE, LEATHER MACHINES	30 629	130 610	74 398	278 OTHER CRUDE MINERALS	25 991	668	374
725 PAPER, PULP MILL MACHINES	2 021	7 088	4 019	282 FERROUS WASTE AND SCRAP	4 297	970	555
726 PRINTNG, BOOKBINDNG MACHS	11 662	50 246	29 255	287 ORE, CONCENTR. BASE METALS	1 273	1 100	640
727 FOOD-PROCESS. MCH. NON DOM	6 152	14 418	8 273	288 NON-FERROUS WASTE, SCRAP	13 739	3 938	2 251
728 OTH. MACH. PTS, SPLC INDUSTR	25 854	56 133	31 841	289 PREC. METAL ORES, CONCRTRIS		52	31
731 METAL REMOVAL WORK TOOLS	6 164	8 823	4 916	291 CRUDE ANIMAL MATERLS. NES	9 063	12 320	7 009
733 MACH-TOOLS, METAL-WORKING	4 748	5 441	3 067	292 CRUDE VEG. MATERIALS, NES	2 316	1 774	1 019
735 PARTS, NES, FOR MACH-TOOLS	1 051	2 627	1 486	335 RESIDUAL PETROL. PRODUCTS	802 646	27 768	15 780
737 METALWORKING MACHNRY NES	7 113	8 193	4 601	342 LIQUEFIED PROPANE, BUTANE	6 444	219	125
741 HEATNG, COOLNG EQUIP, PART	.	.	.	344 PETROLEUM GASES, NES	107 655	3 510	1 963
742 PUMPS FOR LIQUIDS, PARTS	8 992	25 081	14 275	421 FIXED VEG. FAT, OILS, SOFT	737	319	178
743 PUMPS NES, CENTRIFUGS ETC	19 985	45 335	25 761	431 ANIMAL, VEG. FATS, OILS, NES	3 400	194	113
744 MECHANICAL HANDLING EQUIP	19 896	19 406	11 044	511 HYDROCARBONS, NES, DERIVTS	287 886	20 323	11 820
745 OTH. NONELEC MCH, TOOL, NES	7 991	38 796	22 124	513 CARBOXYLIC ACIDS, DERIVTS	3 583	1 542	884
746 BALL OR ROLLER BEARINGS	2 798	9 337	5 303	514 NITROGEN-FUNCT. COMPOUNDS	1 601	722	400
747 TAPS, COCKS, VALVES, ETC.	8 435	29 239	16 564	515 ORGANIC-INORGANIC COMPNDS	29	77	42
748 TRANSMISSIONS SHAFTS ETC	12 384	32 901	18 646	516 OTHER ORGANIC CHEMICALS	456	927	533
749 NON-ELECT MACH. PARTS, ETC	6 741	13 988	7 912	522 INORGANIC CHEM. ELEMENTS	1 457	159	91
751 OFFICE MACHINES	2 177	10 559	6 044	523 METAL, SALTS, INORGAN. ACID	882	57	32
752 AUTOMATC. DATA PROC. EQUIP	3 148	39 884	22 509	531 SYNTH. COLOURS, LAKES, ETC.	43	102	58
759 PARTS, FOR OFFICE MACHINS	593	10 514	5 942	533 PIGMENTS, PAINTS, ETC.	95	65	37
761 TELEVISION RECEIVERS ETC	21 074	78 199	44 745	541 MEDICINES, ETC. EXC. GRP542	1 655	5 820	3 343
762 RADIO-BROADCAST RECEIVER	848	3 148	1 779	542 MEDICAMENTS	292	4 523	2 545
763 SOUND RECORDER, PHONOGRPH	2 093	15 908	9 233	551 ESSNTL. OIL, PERFUME, FLAVR	588	809	460
764 TELECOMM. EQUIP. PARTS NES	12 970	103 948	59 322	553 PERFUMERY, COSMETICS, ETC.	697	520	286
771 ELECT POWER MACHNRY. PARTS	2 589	5 364	3 030	554 SOAP, CLEANERS, POLISH, ETC	806	169	95
772 ELEC. SWITCH, RELAY, CIRCUIT	11 314	47 537	26 967	562 FERTILIZER, EXCEPT GRP272	618 041	14 117	8 234
773 ELECTR DISTRIB. EQPT NES	4 466	7 427	4 242	571 POLYMERS OF ETHYLENE	129 959	24 020	13 603
774 ELECTRO-MEDCL, XRAY EQUIP	716	17 466	10 003	573 POLYMERS, VINYL CHLORIDE	1 873	399	225
775 DDM. ELEC. NON-ELEC. EQUIPT	65 451	80 432	45 601	574 POLYACETAL, POLYCARBONATE	622	206	109
776 TRANSISTORS, VALVES, ETC.	5 439	14 612	8 338	575 OTH. PLASTIC, PRIMARY FORM	13 922	2 633	1 497
778 ELECTRIC. MACH. APPART. NES	64 621	65 666	37 324	581 PLASTIC TUBE, PIPE, HOSE	116	443	249
781 PASS. MOTOR VEHCL. EX. BUS	129 887	213 114	120 239	582 PLASTIC PLATE, SHEETS, ETC	5 927	3 302	1 877
782 GOODS, SPLC TRANSPORT VEH	304 544	80 235	45 733	583 MONOFILAMENT OF PLASTICS	1 123	1 453	836
783 ROAD MOTOR VEHICLES NES	21 600	8 133	4 627	591 INSECTICIDES, ETC.	147	103	57
784 PARTS, TRACTORS, MOTOR VEH	210 567	126 479	72 072	598 MISC. CHEMICAL PRODT. NES	208 000	26 746	15 305
785 CYCLES, MOTORCYCLES ETC.	2 303	3 241	1 829	611 LEATHER	513	1 868	1 071
786 TRAILERS, SEMI-TRAILR, ETC	38 749	16 816	9 416	612 MANUFACT. LEATHER ETC. NES	19	134	77
791 RAILWAY VEHICLES. EQUIPNT	4 846	6 950	3 929	613 FURSKINS, TANNED, DRESSED	21	166	91

7 IMPORTS AND EXPORTS (SPECIAL TRADE) BY COUNTRIES OF PRODUCTION AND CONSUMPTION AND BY GROUPS OF THE SITC-REV. III 1988

GROUP DESCRIPTION	DT = 100 KG	1 000 DM	1 000 \$	GROUP DESCRIPTION	DT = 100 KG	1 000 DM	1 000 \$
621 MATERIALS OF RUBBER	130	66	36	874 MEASURE, CONTROL INSTRMNT	1 152	3 835	2 175
625 RUBBER TYRES, TUBES, ETC.	7 531	4 622	2 687	881 PHOTOGRAPH APPAR. ETC. NES	12 895	26 898	15 162
629 ARTICLES OF RUBBER, NES	766	642	360	882 PHOTO. CINEMATOGRPH. SUPPL	341	1 518	866
633 CORK MANUFACTURES	120 581	95 018	54 378	883 CINE. FILM EXPOSD. DEVELPD	2	94	54
634 VENEERS, PLYWOOD, ETC.	37 940	3 545	2 015	884 OPTICAL GOODS NES	307	4 312	2 471
635 WOOD MANUFACTURES, NES	47 472	3 390	5 354	885 WATCHES AND CLOCKS	241	3 195	1 820
641 PAPER AND PAPERBOARD	193 148	20 012	11 284	891 ARMS AND AMMUNITION	260	105	57
642 PAPER, PAPERBOARD, CUT ETC	11 133	6 078	3 476	892 PRINTED MATTER	4 585	3 286	1 837
651 TEXTILE YARN	8 754	9 639	5 482	893 ARTICLES, NES, OF PLASTICS	9 566	10 814	6 077
652 COTTON FABRICS, WOVEN	3 255	7 263	4 162	894 BABY CARRIAGE, TOYS, GAMES	3 016	4 615	2 610
653 FABRICS, MAN-MADE FIBRES	9 380	31 860	18 220	895 OFFICE, STATIONERY SUPPLS	235	138	80
654 OTH. TEXTILE FABRIC, WOVEN	1 703	6 350	3 594	896 WORKS OF ART, ANTIQUE ETC	49	5 436	3 122
655 KNIT, CROCHET, FABRIC NES	318	609	335	897 GOLD, SILVERWARE, JEWEL NES	18	3 205	1 827
656 TULLE, LACE, EMBROIDRY, ETC	10 734	8 297	4 775	898 MUSICAL INSTRUMENTS, ETC.	1 488	2 085	1 169
657 SPECIAL YARN, TXTL. FABRIC	62 686	15 918	9 117	899 MISC MANUFCTRD GOODS NES	44 246	16 866	9 743
658 TEXTILE ARTICLES NES	59 506	103 851	59 023	961 COIN NONGOLD NONCURRENT	3	635	356
659 FLOOR COVERINGS, ETC.	16 001	11 270	6 450	972		157	89
661 LIME, CEMENT, CONSTR. MATRL	2 848 211	65 146	36 856				
662 CLAY, REFRCT, CONSTR. MATRL	33 629	3 656	2 073	EXPORTS	6 193 395	4 574 904	2 604 135
663 MINERAL MANUFACTURES, NES	23 743	6 741	3 836				
664 GLASS	1 357	318	182	001 LIVE ANIMALS	24 485	11 332	6 446
665 GLASSWARE	7 258	4 312	2 475	011 BOVINE MEAT	24 694	15 860	9 104
666 POTTERY	131 633	51 034	29 245	012 OTHER MEAT, MEAT OFFAL	13 774	4 393	2 532
674 FLAT-ROLLED PLATED IRON	43 449	5 391	2 974	017 MEAT, OFFL, PRPVD, NES	450	359	203
675 FLAT-ROLLED, ALLOY STEEL	67	60	33	022 MILK AND CREAM	2 786	842	471
676 IRON, STL, BAR, SHAPES ETC.	38 536	1 834	1 017	023 BUTTER, OTHER FAT OF MILK	1 600	1 189	673
678 WIRE OF IRON DR STEEL	13 371	5 661	3 232	024 CHEESE AND CURD	1 922	1 457	823
679 TUBES, PIPES, ETC. IRON, STL	180	4 670	2 669	025 EGGS, BIRDS, YOLKS, ALBUMIN	287	180	102
681 SILVER, PLATINUM, ETC.	351	342	194	034 FISH, FRESH, CHILLED, FROZD	1 190	688	407
682 COPPER	989	437	249	036 CRUSTACEANS, MOLLUSCS ETC	273	221	126
684 ALUMINIUM	2 048	238	143	037 FISH ETC. PREPD, PRSVD, NES	269	187	104
685 LEAD	582	408	223	043 BARLEY, UNMILLED	1 353	152	86
692 CONTAINERS, STORAGE, TRNSP	163	300	171	044 MAIZE UNMILLED	199	143	78
693 WIRE PRODUCTS EXCL. ELECT	791	538	311	045 OTHER CEREALS, UNMILLED	25 919	1 135	649
694 NAILS, SCREWS, NUTS, ETC.	1 709	7 066	4 042	054 VEGETABLES	13 104	5 309	3 042
695 TOOLS	551	1 313	748	056 VEGETABLES, PRPVD, NES	2 889	1 608	917
696 CUTLERY	1 595	3 044	1 724	057 FRUIT, NUTS EXCL. OIL NUTS	3 897	1 850	1 044
697 HOUSEHOLD EQUIPMENT, NES	31 241	15 411	8 800	058 FRUIT, PRESERVED, PREPARED	687	325	183
699 MANUFACTS. BASE METAL, NES	387	1 488	856	061 SUGARS, MOLASSES, HONEY	3 073	726	416
712 STEAM TURBINES	297	266	152	062 SUGAR CONFECTIONERY	856	711	408
713 INTRNL COMBUS PSTN ENGIN	6	411	235	071 COFFEE, COFFEE SUBSTITUTE	2 598	1 697	943
714 ENGINES, MOTORS NON-ELECT	97	204	117	072 COCOA	2 911	1 040	594
716 ROTATING ELECTRIC PLANT	2	127	70	073 CHOCOLATE, OTH. COCOA PREP	4 764	4 296	2 439
718 OTH. POWR. GENRTNG. MACHNRY	180	121	68	075 SPICES	801	771	426
721 AGRIC. MACHINES, EX. TRACTR	5 930	32 730	18 693	081 ANIMAL FEED STUFF	70 930	5 174	2 863
724 TEXTILE, LEATHER MACHINES	256	275	158	098 EDIBLE PROD. PREPRTNS, NES	18 094	10 194	5 793
725 PAPER, PULP MILL MACHINES	185	425	240	111 NON-ALCOHOL. BEVERAGE, NES	3 135	574	330
726 PRINTNG, BOOKBINDNG MACHS	116	514	307	112 ALCOHOLIC BEVERAGES	12 779	2 119	1 201
727 FOOD-PROCESS. MCH, NON DDM	2 204	3 582	2 046	122 TOBACCO, MANUFACTURED	209	514	297
728 OTH. MACH. PTS, SPLC INDUST	314	1 063	614	211 HIDES, SKINS (EX. FURS), RAW	14 520	2 992	1 721
731 METAL REMOVAL WORK TOOLS	90	71	42	222 OILSEED (SFT. FIX VEG. OIL)	1 916	325	185
733 MACH-TOOLS, METAL-WORKING	137	442	250	232 SYNTHETIC RUBBER, ETC.	43 168	11 681	6 675
735 PARTS, NES, FOR MACH-TOOLS	129	739	424	247 WOOD ROUGH, ROUGH SQUARED	239	50	30
737 METALWORKING MACHNRY NES	2 975	4 422	2 503	248 WOOD, SIMPLY WORKED	829	180	100
741 HEATNG, COOLNG EQUIP, PART	721	912	515	263 COTTON	4 478	905	505
742 PUMPS FOR LIQUIDS, PARTS	407	811	450	266 SYNTHETIC FIBRES	65 349	20 353	11 656
743 PUMPS NES, CENTRIFUGS ETC	4 865	2 044	1 182	267 OTHER MAN-MADE FIBRES	4 201	1 595	940
744 MECHANICAL HANDLING EQUIP	431	280	158	268 WOOL, OTHER ANIMAL HAIR	1 382	1 197	674
745 OTH. NONELEC MCH, TOOL, NES	5 766	21 164	12 100	269 WORN CLOTHING, TEXTL. ARTL	1 698	263	152
746 BALL DR ROLLER BEARINGS	2 630	1 213	691	273 STONE, SAND AND GRAVEL	19 700	1 105	639
747 TAPS, COCKS, VALVES, ETC.	3 103	1 807	1 056	274 SULPHUR, UNRSTD. IRON PYRS	445	76	43
748 TRANSMISSIONS SHAFTS ETC	2 633	9 906	5 642	277 NATURAL ABRASIVES, NES	694	1 292	740
749 NON-ELECT MACH. PARTS, ETC	70	569	327	278 OTHER CRUDE MINERALS	22 368	1 626	920
751 OFFICE MACHINES	39	722	398	282 FERROUS WASTE AND SCRAP	1 194	194	110
752 AUTOMATC. DATA PROC. EQUIP	1 221	17 860	10 103	285 ALUMINIUM ORE, CONCTR. ETC	8 180	682	393
759 PARTS, FOR OFFICE MACHINS	3 810	7 990	4 604	291 CRUDE ANIMAL MATERLS, NES	11 831	4 222	2 385
761 TELEVISION RECEIVERS ETC	8 909	94 097	54 293	292 CRUDE VEG. MATERIALS, NES	4 262	6 125	3 553
762 RADIO-BROADCAST RECEIVER	3 174	19 106	11 105	322 BRIQUETTES, LGNITE, PEAT	40 751	1 124	641
763 SOUND RECORDER, PHONOGRPH	8 488	18 387	10 612	325 COKE, SEMI-COKE, RET. CARBN	11 683	369	211
764 TELECOMM. EQUIP, PARTS NES	2 318	5 912	3 420	334 PETROLEUM PRODUCTS	13 824	3 299	1 883
771 ELECT POWER MACHNRY, PARTS	13 959	86 628	49 491	335 RESIDUAL PETROL, PRODUCTS	13 048	1 280	728
772 ELEC. SWITCH, RELAY, CIRCUIT	43 386	170 477	97 039	411 ANIMAL OILS AND FATS	3 513	585	341
773 ELECTR DISTRIBT. EQPT NES	3 727	3 307	1 844	422 FIXED VEG. FAT, OILS, OTHER	1 934	287	162
775 DOM. ELEC. NON-ELEC. EQUIPT	3 809	89 154	50 907	431 ANIMAL, VEG. FATS, OILS, NES	10 413	2 287	1 298
776 TRANSISTORS, VALVES, ETC.	36 620	49 603	28 147	511 HYDROCARBONS, NES, DERIVTS	262 188	29 168	16 631
778 ELECTRIC. MACH. APPART. NES	1 672	2 667	1 521	512 ALCOHOL, PHENOL, ETC. DERIV	97 890	15 495	8 885
781 PASS. MOTOR VEHCLS, EX. BUS	98	100	57	513 CARBOXYLIC ACIDS, DERIVTS	35 760	9 977	5 687
782 GOODS, SPLC TRANSPORT VEH	16 642	18 671	10 669	514 NITROGEN-FUNCT. COMPOUNDS	56 581	24 976	14 307
784 PARTS, TRACTORS, MOTOR VEH	435	581	321	515 ORGANO-INORGANIC COMPNDS	9 448	25 501	14 508
785 CYCLES, MOTORCYCLES ETC.	141	199	116	516 OTHER ORGANIC CHEMICALS	19 281	8 320	4 732
786 TRAILERS, SEMI-TRAILR, ETC	63	3 060	1 739	522 INORGANIC CHEM. ELEMENTS	75 946	12 712	7 213
792 AIRCRAFT, ASSOCTD. EQUIPNT	142	242	141	523 METAL. SALTS, INDRGAN. ACID	97 088	13 140	7 503
793 SHIP, BOAT, FLDAT. STRUCTRS	2 771	556	318	524 OTHER CHEMICAL COMPOUNDS	37 037	5 737	3 271
811 PREFABRICATED BUILDINGS	9 168	1 642	940	525 RADIO-ACTIVE MATERIALS		80	45
812 PLUMBNG, SANITRY, EQPT, ETC	5 434	4 981	2 817	531 SYNTH. COLOURS, LAKES, ETC.	26 352	65 376	37 376
813 LIGHTNG FIXTURES ETC. NES	82 612	28 148	15 970	532 DYEING, TANNING MATERIALS	13 327	3 990	2 290
821 FURNITURE, CUSHIONS, ETC.	74	215	120	533 PIGMENTS, PAINTS, ETC.	60 791	33 146	18 907
831 TRUNK, SUIT-CASES, BAG, ETC	25 905	158 074	89 704	541 MEDICINES, ETC. EXC. GRP542	3 372	27 677	15 778
841 MENS, BOYS CLOTHING, X-KNIT	35 464	242 390	137 477	542 MEDICAMENTS	8 812	46 081	26 303
842 WOMEN, GIRL CLOTHING, XKNIT	15 022	54 412	31 124	551 ESSNTL. OIL, PERFUME, FLAVR	703	1 758	1 007
843 MENS, BOYS CLOTHING, KNIT	17 172	65 591	37 280	553 PERFUMERY, COSMETICS, ETC.	3 571	6 339	3 629
844 WOMEN, GIRLS CLOTHING, KNIT	61 761	246 868	140 584	554 SOAP, CLEANERS, POLISH, ETC	44 954	17 931	10 260
845 OTHR. TEXTILE APPAREL, NES	26 047	47 314	26 999	562 FERTILIZER, EXCEPT GRP272	111 902	3 789	2 176
846 CLOTHING ACCESSRS, FABRIC	1 231	9 256	5 222	571 POLYMERS OF ETHYLENE	25 919	6 474	3 711
848 CLOTHING, NONTXTL; HEADGEAR	112 863	425 742	242 286	572 POLYMERS OF STYRENE	40 581	12 355	7 075
851 FOOTWEAR	440	8 039	4 568	573 POLYMERS, VINYL CHLORIDE	38 509	8 921	5 081
871 OPTICAL INSTRUMENTS, NES	2 153	3 895	2 244	574 POLYACETAL, POLYCARBONATE	44 142	19 779	11 282
872 MEDICAL INSTRUMENTS NES	131	894	506	575 OTH. PLASTIC, PRIMARY FORM	127 548	56 030	32 018





7 IMPORTS AND EXPORTS (SPECIAL TRADE) BY COUNTRIES OF PRODUCTION AND CONSUMPTION AND BY GROUPS OF THE SITC-REV. III 1988

GROUP DESCRIPTION	DT = 100 KG	1 000 DM	1 000 \$	GROUP DESCRIPTION	DT = 100 KG	1 000 DM	1 000 \$
283 COPPER ORES, CONCENTRATES	40 763	19 027	10 757	713 INTRNL COMBUS PSTN ENGIN	250 273	369 525	211 972
285 ALUMINIUM ORE, CONCTR. ETC	1 240 222	38 393	21 630	714 ENGINES, MOTORS NON-ELECT	44	1 178	651
287 ORE, CONCENTR. BASE METALS	59 266	2 671	1 517	716 ROTATING ELECTRIC PLANT	67 256	81 079	46 303
288 NON-FERROUS WASTE, SCRAP	46 927	21 641	12 008	718 OTH. POWR. GENRTNG. MACHNRY	357	1 099	620
289 PREC. METAL ORES, CONCTR. S	295	7 630	4 432	721 AGRIC. MACHINES, EX. TRACTR	2 502	2 721	1 547
291 CRUDE ANIMAL MATERLS. NES	5 870	2 676	1 531	722 TRACTORS	475	468	269
292 CRUDE VEG. MATERIALS, NES	94 436	46 697	27 131	723 CIVIL ENGINEERING EQUIPT	7 637	6 468	3 682
325 COKE, SEMI-COKE, RET. CARBN	58 249	1 706	992	724 TEXTILE, LEATHER MACHINES	14 633	19 466	10 971
334 PETROLEUM PRODUCTS	2 445 156	43 396	24 840	725 PAPER, PULP MILL MACHINES	5 219	12 707	7 216
335 RESIDUAL PETROL. PRODUCTS	409 961	12 786	7 218	726 PRINTNG, BOOKBINDNG MACHS	4 618	9 705	5 511
342 LIQUEFIED PROPANE, BUTANE	10 242	407	240	727 FOOD-PROCESS. MCH. NON DOM	1 556	2 248	1 290
411 ANIMAL OILS AND FATS	3 014	324	186	728 OTH. MACH. PTS, SPCL INDUST	14 933	37 640	21 276
421 FIXED VEG. FAT, OILS, SOFT	52 127	7 942	4 366	731 METAL REMOVAL WORK TOOLS	30 090	52 822	30 288
431 ANIMAL, VEG. FATS, OILS, NES	39 257	4 179	2 362	733 MACH-TOOLS, METAL-WORKING	13 515	20 173	11 365
511 HYDROCARBONS, NES, DERIVTS	1 041 919	78 761	45 105	735 PARTS, NES, FOR MACH-TOOLS	13 417	16 939	9 619
512 ALCOHOL, PHENOL, ETC. DERIV	72 544	15 816	8 995	737 METALWORKING MACHNRY NES	13 243	8 968	5 134
513 CARBOXYLIC ACIDS, DERIVTS	122 387	28 647	16 246	741 HEATING, COOLNG EQUIP, PART	24 294	23 131	13 141
514 NITROGEN-FUNCT. COMPOUNDS	31 393	14 553	8 183	742 PUMPS FOR LIQUIDS, PARTS	11 497	14 007	7 999
515 ORGANIC-INORGANIC COMPNDS	16 915	20 785	11 781	743 PUMPS NES, CENTRIFUGS ETC	79 743	109 531	62 672
516 OTHER ORGANIC CHEMICALS	164 728	19 312	10 986	744 MECHANICAL HANDLING EQUIP	24 659	23 867	13 548
522 INORGANIC CHEM. ELEMENTS	85 125	8 073	4 637	745 OTH. NONELEC MCH, TOOL, NES	7 071	14 408	8 221
523 METAL. SALTS, INORGAN. ACID	162 457	10 961	6 181	746 BALL DR ROLLER BEARINGS	12 032	24 570	14 044
524 OTHER CHEMICAL COMPOUNDS	76 937	9 815	5 593	747 TAPS, COCKS, VALVES, ETC.	22 329	26 053	14 878
531 SYNTH. COLOURS, LAKES, ETC.	13 481	10 497	5 983	748 TRANSMISSIONS SHAFTS ETC	78 219	40 993	23 419
532 DYEING, TANNING MATERIALS	3 814	3 471	1 987	749 NON-ELECT MACH. PARTS, ETC	8 725	23 450	13 272
533 PIGMENTS, PAINTS, ETC.	33 551	17 275	9 745	751 OFFICE MACHINES	897	1 807	1 017
541 MEDICINES, ETC. EXC. GRP542	1 270	24 122	13 710	752 AUTOMATC. DATA PROC. EQUIP	9 260	157 495	89 938
542 MEDICAMENTS	10 716	84 175	48 047	759 PARTS, FOR OFFICE MACHINS	3 290	117 974	66 920
551 ESSNTL. OIL, PERFUME, FLAVR	3 653	6 044	3 438	761 TELEVISION RECEIVERS ETC	18 942	48 341	27 310
553 PERFUMERY, COSMETICS, ETC.	5 372	15 188	8 519	762 RADIO-BROADCAST RECEIVER	71	218	128
554 SOAP, CLEANERS, POLISH, ETC	71 234	15 716	8 893	763 SOUND RECORDER, PHONOGRPH	28	159	87
562 FERTILIZER, EXCEPT GRP272	1 724 701	41 038	23 723	764 TELECOMM. EQUIP. PARTS NES	9 499	81 839	46 345
571 POLYMERS OF ETHYLENE	288 084	55 435	31 506	771 ELECT POWER MACHNY. PARTS	5 543	35 006	19 764
572 POLYMERS OF STYRENE	30 907	9 875	5 550	772 ELEC. SWITCH, RELAY, CIRCUIT	19 528	90 093	51 360
573 POLYMERS, VINYL CHLORIDE	31 396	5 090	2 882	773 ELECTR. DISTRIB. EQPT NES	23 492	62 933	36 293
574 POLYACETAL, POLYCARBONATE	50 326	14 409	8 208	774 ELECTRO-MEDCL. XRAY EQUIP	618	2 043	1 177
575 OTH. PLASTIC, PRIMARY FORM	127 545	32 051	18 149	775 DOM. ELEC. NON-ELEC. EQUIPT	61 154	80 875	45 898
579 PLASTIC WASTE, SCRAP ETC	3 703	419	236	776 TRANSISTORS, VALVES, ETC.	2 362	12 978	7 372
581 PLASTIC TUBE, PIPE, HOSE	1 733	3 031	1 731	778 ELECTRIC MACH. APPART. NES	155 553	248 294	142 301
582 PLASTIC PLATE, SHEETS, ETC	40 346	22 149	12 571	781 PASS. MOTOR VEHCLS. EX. BUS	731 865	958 829	546 229
583 MONOFILAMENT OF PLASTICS	4 024	1 407	804	782 GOODS, SPCL TRANSPORT VEH	60 894	78 442	44 666
591 INSECTICIDES, ETC.	952	882	497	784 PARTS, TRACTORS, MOTOR VEH	820 461	559 179	317 877
592 STARCHES, INULIN, ETC.	5 003	3 401	1 925	785 CYCLES, MOTORCYCLES ETC.	1 670	3 755	2 119
593 EXPLOSIVES, PYROTECHNICS	336	628	361	786 TRAILERS, SEMI-TRAILR, ETC	6 571	2 847	1 644
597 PREPRD ADDITIVES, LIQUIDS	499	203	111	791 RAILWAY VEHICLES. EQUIPNT	6 986	6 918	3 962
598 MISC. CHEMICAL PRDCTS. NES	168 685	31 981	18 207	792 AIRCRAFT, ASSOCTD. EQUIPNT	497	15 717	8 892
611 LEATHER	3 462	28 186	16 243	793 SHIP, BOAT, FLOAT. STRUCTRS	1 189	3 134	1 793
612 MANUFACT. LEATHER ETC. NES	164	1 357	767	812 PLUMBNG, SANITRY, EQPT. ETC	6 092	1 359	774
613 FURSKINS, TANNED, DRESSED	2 046	24 057	13 823	813 LIGHTNG FIXTURES ETC. NES	7 114	17 374	9 866
621 MATERIALS OF RUBBER	17 630	11 028	6 331	821 FURNITURE, CUSHIONS, ETC.	100 378	103 297	59 364
625 RUBBER TYRES, TUBES, ETC.	240 113	163 017	93 230	831 TRUNK, SUIT-CASES, BAG, ETC	1 149	3 810	2 159
629 ARTICLES OF RUBBER, NES	13 123	19 543	11 166	841 MEN'S, BOYS CLOTHNG, X-KNIT	7 343	27 222	5 641
633 CORK MANUFACTURES	15 159	10 624	6 071	842 WOMEN, GIRL CLOTHNG, XKNIT	2 113	14 398	8 238
634 VENEERS, PLYWOOD, ETC.	27 071	5 237	2 976	843 MEN'S, BOYS CLOTHING, KNIT	764	3 474	1 974
635 WOOD MANUFACTURES, NES	15 873	12 393	7 090	844 WOMEN, GIRLS CLOTHNG. KNIT	1 697	9 774	5 581
641 PAPER AND PAPERBOARD	288 021	42 799	24 309	845 OTHR. TEXTILE APPAREL, NES	5 129	21 799	12 483
642 PAPER, PAPERBOARD, CUT ETC	37 231	14 831	8 416	846 CLOTHING ACCESSRS, FABRIC	667	2 763	1 563
651 TEXTILE YARN	124 268	74 157	42 391	848 CLOTHING, NONTEXTL; HEADGEAR	5 730	19 348	10 865
652 COTTON FABRICS, WOVEN	2 933	6 675	3 821	851 FOOTWEAR	133 381	419 174	239 189
653 FABRICS, MAN-MADE FIBRES	7 198	29 555	16 780	871 OPTICAL INSTRUMENTS, NES	19	398	225
654 OTH. TEXTILE FABRIC, WOVEN	2 439	12 305	7 026	872 MEDICAL INSTRUMENTS NES	3 280	9 545	5 445
655 KNIT, CROCHET, FABRIC NES	6 536	10 043	5 706	873 METERS, COUNTERS, NES	1 164	3 878	2 201
656 TULLE, LACE, EMBROIDRY. ETC	1 397	2 792	1 603	874 MEASURE, CONTROL INSTRMNT	7 836	38 515	22 017
657 SPECIAL YARN, TXTL. FABRIC	16 133	16 935	9 634	881 PHOTOGRAPH APPAR. ETC. NES	64	623	351
658 TEXTILE ARTICLES NES	3 299	7 365	4 169	882 PHOTO. CINEMATOGRPH. SUPPL	1 302	5 159	2 990
659 FLOOR COVERINGS, ETC.	5 030	6 382	3 618	883 CINE. FILM EXPOSD. DEVELOPD	100	1 049	599
661 LIME, CEMENT, CONSTR. MATRL	740 601	59 813	34 078	884 OPTICAL GOODS NES	134	3 125	1 763
662 CLAY, REFRCT. CONSTR. MATRL	376 949	36 897	21 031	885 WATCHES AND CLOCKS	608	2 444	1 399
663 MINERAL MANUFACTURES, NES	60 049	22 981	13 097	891 ARMS AND AMMUNITION	963	5 667	3 275
664 GLASS	87 932	19 798	11 279	892 PRINTED MATTER	84 625	43 057	24 482
665 GLASSWARE	23 698	9 724	5 565	893 ARTICLES, NES, OF PLASTICS	25 920	24 829	14 166
666 POTTERY	14 275	7 729	4 396	894 BABY CARRIAGE, TOYS, GAMES	15 832	24 211	13 723
667 PEARLS, PRECIOUS STONES	.	.	.	895 OFFICE, STATIONERY SUPPLS	6 316	3 825	2 197
671 PIG IRON, SPIEGELEISN, ETC	369 154	28 127	15 986	896 WORKS OF ART, ANTIQUE ETC	693	4 222	2 390
672 INGOTS ETC. IRON OR STEEL	31 510	2 573	1 451	897 GOLD, SILVERWARE, JEWEL NES	115	14 881	8 441
673 FLAT-ROLLED IRON ETC.	559 824	39 018	22 079	898 MUSICAL INSTRUMENTS, ETC.	1 341	8 170	4 666
674 FLAT-ROLLED PLATED IRON	73 883	7 698	4 341	899 MISC MANUFCTRD GOODS NES	5 956	12 688	7 296
675 FLAT-ROLLED, ALLOY STEEL	201 282	78 194	44 349	961 COIN NONGOLD NONCURRENT	5	380	209
676 IRON, STL. BAR, SHAPES ETC.	2 488 419	202 489	115 710	971 GOLD, NONMONTRY EXCL DRES	234	27 841	15 789
677 RAILWAY TRACK IRON, STEEL	5 487	645	362				
678 WIRE OF IRON OR STEEL	15 641	4 227	2 423	EXPORTS	31 014 845	17 346 094	9 892 126
679 TUBES, PIPES, ETC. IRON, STL	242 985	45 199	25 713	001 LIVE ANIMALS	147 483	69 925	39 588
681 SILVER, PLATINUM, ETC.	57	3 500	2 012	011 BOVINE MEAT	2 670	2 752	1 538
682 COPPER	19 317	14 848	8 450	012 OTHER MEAT, MEAT OFFAL	16 313	4 897	2 752
683 NICKEL	65	368	214	017 MEAT, OFFL. PRPD, PRSVD, NES	5 050	3 777	2 133
684 ALUMINIUM	166 898	65 278	36 415	022 MILK AND CREAM	87 315	18 112	10 223
685 LEAD	1 483	514	290	023 BUTTER, OTHER FAT OF MILK	78	67	38
686 ZINC	57 106	13 868	7 744	024 CHEESE AND CURD	28 913	22 282	12 689
689 MISC. NON-FERR. BASE METAL	500	722	417	025 EGGS, BIRDS, YOLKS, ALBUMIN	2 889	1 245	693
691 METALLIC STRUCTURES NES	22 305	10 799	6 312	034 FISH, FRESH, CHILLED, FROZN	2 526	1 435	852
692 CONTAINERS, STORAGE, TRNSP	3 688	3 341	1 912	035 FISH, DRIED, SALTED, SMOKED	1 524	2 000	1 153
693 WIRE PRODUCTS EXCL. ELECT	21 616	4 872	2 783	036 CRUSTACEANS, MOLLUSCS ETC	13 715	2 884	1 704
694 NAILS, SCREWS, NUTS, ETC.	81 415	28 918	16 480	037 FISH ETC. PREPD, PRSVD. NES	7 267	4 668	2 655
695 TOOLS	20 306	48 779	27 764	041 WHEAT, MESLIN, UNMILLED	93 357	3 333	1 922
696 CUTLERY	2 255	8 439	4 813	043 BARLEY, UNMILLED	3 081	309	173
697 HOUSEHOLD EQUIPMENT, NES	10 761	18 142	10 299	048 CEREAL PREPARATIONS	95 655	33 176	18 929
699 MANUFACTS. BASE METAL, NES	83 941	45 332	25 860	054 VEGETABLES	24 419	6 994	4 050
711 STEAM GENER. BOILERS, ETC.	32 659	13 670	7 630	056 VEGETABLES, PRPD, PRSVD, NES	27 074	6 364	3 619
712 STEAM TURBINES	101	1 835	1 015				

7 IMPORTS AND EXPORTS (SPECIAL TRADE) BY COUNTRIES OF PRODUCTION AND CONSUMPTION AND BY GROUPS OF THE SITC-REV. III 1988

GROUP DESCRIPTION	DT = 100 KG	1 000 DM	1 000 \$	GROUP DESCRIPTION	DT = 100 KG	1 000 DM	1 000 \$
057 FRUIT,NUTS EXCL.OIL NUTS	38 347	20 036	11 299	642 PAPER,PAPERBOARD,CUT ETC	81 313	41 003	23 422
058 FRUIT,PRESERVED,PREPARED	5 035	1 493	838	651 TEXTILE YARN	114 114	92 741	53 007
059 FRUIT, VEGETABLE JUICES	4 246	913	524	652 COTTON FABRICS, WOVEN	3 982	12 090	6 893
061 SUGARS, MOLASSES, HONEY	44 970	5 030	2 791	653 FABRICS, MAN-MADE FIBRES	21 311	52 605	29 971
062 SUGAR CONFECTIONERY	4 360	2 380	1 359	654 OTH. TEXTILE FABRIC, WOVEN	7 844	13 840	7 853
071 COFFEE, COFFEE SUBSTITUTE	3 317	4 898	2 762	655 KNIT. CROCHET. FABRIC NES	6 990	20 024	11 455
072 COCOA	9 811	1 597	905	656 TULLE, LACE, EMBROIDRY, ETC	2 295	7 215	4 109
073 CHOCOLATE, OTH. COCOA PREP	40 900	25 425	14 508	657 SPECIAL YARN, TXTL. FABRIC	57 820	61 117	34 848
074 TEA AND MATE	836	847	482	658 TEXTILE ARTICLES NES	4 091	8 653	4 933
075 SPICES	6 215	3 731	2 136	659 FLOOR COVERINGS, ETC.	8 648	13 259	7 458
081 ANIMAL FEED STUFF	76 450	16 824	9 562	661 LIME, CEMENT, CONSTR. MATRL	19 652	1 846	1 051
091 MARGARINE AND SHORTENING	415	103	58	662 CLAY, REFRACT. CONSTR. MATRL	203 234	29 561	16 745
098 EDIBLE PROD. PREPRTRS, NES	52 662	19 588	11 139	663 MINERAL MANUFACTURES, NES	126 829	64 546	36 865
111 NON-ALCOHOL. BEVERAGE, NES	28 326	5 961	3 375	664 GLASS	100 979	50 889	29 152
112 ALCOHOLIC BEVERAGES	199 202	27 846	15 715	665 GLASSWARE	117 386	43 678	24 832
121 TOBACCO, UNMANUFACTURED	358	473	257	666 POTTERY	15 512	18 558	10 564
122 TOBACCO, MANUFACTURED	2 313	5 950	3 386	667 PEARLS, PRECIOUS STONES			
211 HIDES, SKINS (EX. FURS), RAW	81 428	15 563	8 892	671 PIG IRON, SPIEGELEISN, ETC	152 115	18 884	10 765
212 FURSKINS, RAW	41	1 193	679	672 INGOTS ETC. IRON OR STEEL	136 406	9 586	5 500
222 OILSEED (SFT. FIX VEG. OIL)	1 348	250	143	673 FLAT-ROLLED IRON ETC.	5 977 800	469 928	268 020
223 OILSEED (OTH. FIX. VEG. OIL)	2 876	361	201	674 FLAT-ROLLED PLATED IRON	796 228	102 777	58 544
231 NATURAL RUBBER, ETC.	638	134	78	675 FLAT-ROLLED, ALLOY STEEL	289 056	67 608	38 472
232 SYNTHETIC RUBBER, ETC.	189 479	44 349	25 351	676 IRON, STL. BAR, SHAPES ETC.	851 628	86 774	49 666
246 WOOD IN CHIPS, PARTICLES	1 524	69	37	677 RAILWAY TRACK IRON, STEEL	3 121	1 554	882
247 WOOD ROUGH, ROUGH SQUARED	13 162	882	505	678 WIRE OF IRON OR STEEL	12 859	5 853	3 333
248 WOOD, SIMPLY WORKED	930 435	44 722	25 820	679 TUBES, PIPES, ETC. IRON, STL	229 995	53 357	30 471
251 PULP AND WASTE PAPER	118 379	7 779	4 406	681 SILVER, PLATINUM, ETC.	533	16 133	9 144
261 SILK	23	61	35	682 COPPER	135 434	111 676	63 706
263 COTTON	16 747	3 579	2 051	683 NICKEL	3 196	9 252	5 279
265 VEGETABLE TEXTILE FIBRES	2 221	186	105	684 ALUMINIUM	163 247	107 233	61 235
266 SYNTHETIC FIBRES	190 665	68 518	39 260	685 LEAD	13 796	4 039	2 297
267 OTHER MAN-MADE FIBRES	47 035	17 149	9 725	686 ZINC	8 391	2 645	1 503
268 WOOL, OTHER ANIMAL HAIR	6 350	6 133	3 502	687 TIN	828	1 148	655
269 WORN CLOTHING, TEXTL. ARTL	47 453	5 732	3 272	689 MISC. NON-FERR. BASE METAL	1 140	3 006	1 715
272 FERTILIZERS, CRUDE	3 777	224	129	691 METALLIC STRUCTURES NES	72 406	35 401	20 056
273 STONE, SAND AND GRAVEL	145 387	663	383	692 CONTAINERS, STORAGE, TRNSP	49 326	31 279	17 863
274 SULPHUR, UNRSTD. IRON PYRS	125 498	3 551	2 082	693 WIRE PRODUCTS EXCL. ELECT	37 557	19 872	11 311
277 NATURAL ABRASIVES, NES	424	1 319	7 745	694 NAILS, SCREWS, NUTS, ETC.	58 807	53 468	30 508
278 OTHER CRUDE MINERALS	572 754	12 632	7 150	695 TOOLS	44 659	97 658	55 684
282 FERROUS WASTE AND SCRAP	585 315	30 606	17 239	696 CUTLERY	5 822	26 405	15 044
283 COPPER ORES, CONCENTRATES	58 500	9 495	5 427	697 HOUSEHOLD EQUIPMENT, NES	17 643	25 441	14 481
285 ALUMINIUM ORE, CONCTR. ETC	48 518	4 694	2 690	699 MANUFACT. BASE METAL, NES	159 700	166 544	94 918
287 ORE, CONCENTR. BASE METALS	21 886	1 920	1 118	700 CPL IND PLANT (84/85/87)	14 995	59 257	34 001
288 NON-FERROUS WASTE, SCRAP	97 331	14 630	8 356	711 STEAM GENER. BOILERS, ETC.	2 156	2 865	1 620
291 CRUDE ANIMAL MATERIALS, NES	26 236	11 148	6 351	712 STEAM TURBINES	667	10 236	6 734
292 CRUDE VEG. MATERIALS, NES	18 968	26 107	15 021	713 INTRNL COMBUS PSTN ENGIN	620 937	904 841	517 388
321 COAL, NOT AGGLOMERATED	14 259	585	332	714 ENGINES, MOTORS NON-ELECT	90	6 692	3 812
322 BRIQUETTES, LIGNITE, PEAT	501 185	11 123	6 329	716 ROTATING ELECTRIC PLANT	32 314	69 828	39 723
325 COKE, SEMI-COKE, RET. CARBN	1 978	215	118	718 OTH. POWR. GENRTRNG. MACHNRY	2 877	11 943	6 817
334 PETROLEUM PRODUCTS	172 930	10 172	5 847	721 AGRIC. MACHINES, EX. TRACTR	81 402	81 431	47 016
335 RESIDUAL PETROL. PRODUCTS	207 435	8 432	4 777	722 TRACTORS	64 311	54 314	30 660
411 ANIMAL OILS AND FATS	112 425	9 712	5 479	723 CIVIL ENGINEERING EQUIPT	184 120	170 374	96 693
421 FIXED VEG. FAT, OILS, SOFT	922	337	193	724 TEXTILE, LEATHER MACHINES	70 201	250 163	142 748
422 FIXED VEG. FAT, OILS, OTHER	422	380	215	725 PAPER, PULP MILL MACHINES	20 913	58 876	38 805
431 ANIMAL, VEG. FATS, OILS, NES	27 429	5 515	3 114	726 PRINTNG, BOOKBINDNG MACHS	58 515	231 029	131 552
511 HYDROCARBONS, NES, DERIVTS	295 251	52 550	30 146	727 FOOD-PROCESS. MCH. NON DDM	9 766	43 499	24 729
512 ALCOHOL, PHENOL, ETC. DERIV	323 631	77 209	44 150	728 OTH. MACH, PTS, SPLC INDUSTR	165 567	404 141	230 225
513 CARBOXYLIC ACIDS, DERIVTS	422 267	114 567	65 439	731 METAL REMOVAL WORK TOOLS	36 631	81 528	46 565
514 NITROGEN-FUNCT. COMPOUNDS	335 931	152 198	86 834	733 MACH-TOOLS, METAL-WORKING	21 628	50 271	28 491
515 ORGANO-INORGANIC COMPNDS	82 650	121 023	69 203	735 PARTS, NES, FOR MACH-TOOLS	27 228	77 954	44 104
516 OTHER ORGANIC CHEMICALS	345 529	75 979	43 460	737 METALWORKING MACHNRY NES	24 520	95 169	54 103
522 INORGANIC CHEM. ELEMENTS	805 399	59 370	33 891	741 HEATNG, COOLNG EQUIP, PART			
523 METAL. SALTS, INORGAN. ACID	391 468	38 526	21 996	742 PUMPS FOR LIQUIDS, PARTS	25 912	110 494	62 931
524 OTHER CHEMICAL COMPOUNDS	20 656	11 519	6 594	743 PUMPS NES, CENTRIFUGS ETC	73 032	165 871	94 743
525 RADIO-ACTIVE MATERIALS	18	2 979	1 688	744 MECHANICAL HANDLNG EQUIP	161 378	176 769	100 792
531 SYNTH. COLOURS, LAKES, ETC.	46 110	110 621	63 326	745 OTH. NONELEC MCH, TOOL, NES	41 611	198 239	113 215
532 DYEING, TANNING MATERIALS	22 602	5 638	3 234	746 BALL OR ROLLER BEARINGS	41 329	102 793	58 583
533 PIGMENTS, PAINTS, ETC.	240 573	131 625	75 163	747 TAPS, COCKS, VALVES, ETC.	21 241	88 022	50 124
541 MEDICINES, ETC. EXC. GRP542	17 421	222 923	127 042	748 TRANSMISSIONS SHAFTS ETC	119 129	114 826	65 497
542 MEDICAMENTS	12 378	22 454	12 764	749 NON-ELECT MACH. PARTS, ETC	18 776	81 240	46 263
551 ESSENTL. OIL, PERFUME, FLAVR	11 610	28 930	16 538	751 OFFICE MACHINES	15 664	98 598	56 320
553 PERFUMERY, COSMETICS, ETC.	10 128	20 723	11 806	752 AUTOMATC. DATA PROC. EQUIP	27 105	426 432	242 687
554 SOAP, CLEANERS, POLISH, ETC.	194 464	56 754	32 438	759 PARTS, FOR OFFICE MACHINS	11 161	211 632	121 298
562 FERTILIZER, EXCEPT GRP272	1 804 624	36 253	20 802	761 TELEVISION RECEIVERS ETC	15 022	84 451	47 791
571 POLYMERS OF ETHYLENE	167 945	35 253	20 049	762 RADIO-BROADCAST RECEIVER	7 594	37 142	21 200
572 POLYMERS OF STYRENE	117 424	33 083	18 892	763 SOUND RECORDER, PHONOGRPH	8 613	69 234	39 984
573 POLYMERS, VINYL CHLORIDE	126 690	29 444	16 777	764 TELECOMM. EQUIP. PARTS NES	26 426	177 795	101 473
574 POLYACETAL, POLYCARBONATE	231 003	102 231	58 399	771 ELECT POWER MACHNY. PARTS	22 143	77 213	44 143
575 OTH. PLASTIC, PRIMARY FORM	443 021	214 183	122 432	772 ELEC. SWITCH, RELAY, CIRCUIT	61 074	326 095	185 706
579 PLASTIC WASTE, SCRAP ETC	13 486	1 089	617	773 ELECTR DISTRIB. EQPT NES	22 688	48 085	27 304
581 PLASTIC TUBE, PIPE, HOSE	9 005	12 553	7 138	774 ELECTRO-MEDCL. XRAY EQUIP	2 436	48 243	27 460
582 PLASTIC PLATE, SHEETS, ETC	176 315	139 886	79 866	775 DOM. ELEC. NON-ELEC. EQUIPT	171 425	191 545	109 109
583 MONOFILAMENT OF PLASTICS	37 756	26 186	14 895	776 TRANSISTORS, VALVES, ETC.	75 571	190 175	108 744
591 INSECTICIDES, ETC.	51 911	62 304	35 743	778 ELECTRIC MACH. APPART. NES	249 684	445 656	254 646
592 STARCHES, INULIN, ETC.	85 271	34 431	19 441	781 PASS. MOTOR VEHCLS. EX. BUS	1 203 984	2 126 316	1 209 089
593 EXPLOSIVES, PYROTECHNICS	4 837	3 032	1 710	782 GOODS, SPLC TRANSPORT VEH	520 309	530 729	303 237
597 PREPRD ADDITIVES, LIQUIDS	64 089	23 281	13 303	783 ROAD MOTOR VEHICLES NES	99 226	119 368	68 007
598 MISC. CHEMICAL PRODN. NES	580 070	213 142	121 713	784 PARTS, TRACTORS, MOTOR VEH	1 239 130	1 176 062	672 629
600 CPL IND PLANT CHAP 69-76	1 260	4 105	2 361	785 CYCLES, MOTORCYCLES ETC.	10 797	38 209	21 486
611 LEATHER	9 615	7 278	4 161	786 TRAILERS, SEMI-TRAILR, ETC	88 190	60 105	34 325
612 MANUFACT. LEATHER ETC. NES	225	1 105	620	791 RAILWAY VEHICLES. EQUIPNT	6 223	23 566	13 397
613 FURSKINS, TANNED, DRESSED	628	16 520	9 508	792 AIRCRAFT, ASSOCTD. EQUIPNT	718	23 794	13 438
621 MATERIALS OF RUBBER	25 574	32 012	18 243	793 SHIP, BOAT, FLOAT. STRUCTRS	7 623	12 404	7 071
625 RUBBER TYRES, TUBES, ETC.	130 581	79 935	45 546	800 CPL IND PLANT CHAP 90/94	136	7 343	4 195
629 ARTICLES OF RUBBER, NES	20 994	57 981	33 112	811 PREFABRICATED BUILDINGS	1 433	1 340	737
633 CRK MANUFACTURES	271	687	393	812 PLUMBNG, SANITRY, EQPT. ETC	18 703	15 637	8 925
634 VENEERS, PLYWOOD, ETC.	151 334	24 277	13 812	813 LIGHTNG FIXTURES ETC. NES	8 646	23 780	13 566
635 WOOD MANUFACTURES, NES	14 724	6 411	3 646	821 FURNITURE, CUSHIONS, ETC.	65 279	65 289	37 223
641 PAPER AND PAPERBOARD	1 230 263	265 572	151 265	831 TRUNK, SUIT-CASES, BAG, ETC	2 062	6 287	3 567

7 IMPORTS AND EXPORTS (SPECIAL TRADE) BY COUNTRIES OF PRODUCTION AND CONSUMPTION AND BY GROUPS OF THE SITC-REV. III 1988

GROUP DESCRIPTION	DT = 100 KG	1 000 DM	1 000 \$	GROUP DESCRIPTION	DT = 100 KG	1 000 DM	1 000 \$
841 MENS,BOYS CLOTHNG,X-KNIT	973	9 307	5 196	582 PLASTIC PLATE,SHEETS,ETC	2 585	2 117	1 194
842 WOMEN,GIRL CLOTHNG,XKNIT	1 910	26 581	14 951	583 MONOFILAMENT OF PLASTICS	752	838	481
843 MENS,BOYS CLOTHNG,KNIT	74	627	356	591 INSECTICIDES, ETC.	857	499	287
844 WOMEN,GIRLS CLOTHNG,KNIT	351	3 266	1 846	592 STARCHES,INULIN,ETC.	883	209	118
845 OTHR.TEXTILE APPAREL,NES	866	9 045	5 080	593 EXPLOSIVES,PYROTECHNICS	74	82	36
846 CLOTHING ACCESSRS,FABRIC	742	5 417	3 039	597 PREPRD ADDITIVES,LIQUIDS	1 111	338	191
848 CLOTHNG,NONTXTL;HEADGEAR	2 041	11 222	6 359	598 MISC.CHEMICAL PRDCTS,NES	2 496	525	295
851 FOOTWEAR	2 796	10 911	6 230	613 FURSKINS,TANNED,DRESSED	8	385	222
871 OPTICAL INSTRUMENTS,NES	434	14 055	7 954	621 MATERIALS OF RUBBER	73	117	69
872 MEDICAL INSTRUMENTS NES	11 874	107 118	61 139	625 RUBBER TYRES,TUBES,ETC.	4 906	3 518	2 017
873 METERS,COUNTERS,NES	3 210	30 032	17 183	629 ARTICLES OF RUBBER, NES	73	398	224
874 MEASURE,CONTROL INSTRMNT	21 153	299 832	170 903	634 VENEERS,PLYWOOD,ETC.	174	98	52
881 PHOTOGRAPH APPAR.ETC,NES	7 005	58 213	33 449	635 WOOD MANUFACTURES, NES	879	830	471
882 PHOTO.CINEMATOPRPH,SUPL	42 740	82 451	47 049	641 PAPER AND PAPERBOARD	3 850	1 937	1 134
883 CINE.FILM EXPOSD.DEVLDP	29	217	121	642 PAPER,PAPERBOARD,CUT ETC	8 912	4 269	2 486
884 OPTICAL GOODS NES	884	37 025	21 143	651 TEXTILE YARN	80	236	132
885 WATCHES AND CLOCKS	4 245	40 426	23 062	652 COTTON FABRICS, WOVEN	519	3 339	1 890
891 ARMS AND AMMUNITION	1 085	4 675	2 643	653 FABRICS,MAN-MADE FIBRES	53	243	135
892 LEADING MATTER	104 978	111 510	63 338	655 KNIT.CROCHET.FABRIC NES	41	150	84
893 ARTICLES,NES,OF PLASTICS	53 640	73 053	41 689	656 TULLE,LACE,EMBROIDRY,ETC	6	53	30
894 BABY CARRIAGE,TOYS,GAMES	11 463	20 689	11 721	657 SPECIAL YARN,TXTL.FABRIC	488	865	488
895 OFFICE,STATIONERY SUPPLS	16 714	69 486	39 429	658 TEXTILE ARTICLES NES	328	987	552
896 WORKS OF ART,ANTIQUE ETC	231	49 380	28 734	659 FLOOR COVERINGS, ETC.	1 885	2 235	1 241
897 GOLD,SILVERWARE,JEWEL NES	487	7 339	4 182	661 LIME,CEMENT,CONSTR.MATRL	870	129	73
898 MUSICAL INSTRUMENTS,ETC.	36 849	102 556	58 646	662 CLAY,REFRCT.CONSTR.MATRL	5 898	580	328
899 MISC MANUFCTRD GOODS NES	11 867	42 726	24 393	663 MINERAL MANUFACTURES,NES	913	468	268
941 COMPL IND PLANT CHAPT 99	35	83	49	664 GLASS	5 234	895	501
971 GOLD,NONMONTY EXCL ORES	26	41 118	23 222	665 GLASSWARE	2 193	1 160	664
				666 POTTERY	917	1 313	735
CANARY IS				667 PEARLS,PRECIOUS STONES	.	.	.
IMPORTS	509 495	108 890	63 992	673 FLAT-ROLLED IRON ETC.	4 334	380	214
054 VEGETABLES	468 699	77 091	45 575	678 WIRE OF IRON OR STEEL	54	109	61
057 FRUIT,NUTS EXCL.OIL NUTS	3 947	1 025	582	679 TUBES,PIPES,ETC.IRON,STL	2 968	547	300
112 ALCOHOLIC BEVERAGES	1 536	139	78	681 SILVER,PLATINUM,ETC.	6	56	31
122 TOBACCO, MANUFACTURED	3	75	41	682 COPPER	4 024	2 716	1 529
291 CRUDE ANIMAL MATERLS,NES		100	60	684 ALUMINIUM	3 160	3 283	1 853
292 CRUDE VEG.MATERIALS, NES	13 386	22 712	13 184	691 METALLIC STRUCTURES NES	4 458	2 800	1 581
335 RESIDUAL PETROL.PRODUCTS	19 735	1 876	1 069	692 CONTAINERS,STORAGE,TRNSP	5 409	3 509	1 952
712 STEAM TURBINES	40	2 240	1 335	693 WIRE PRODUCTS EXCL.ELECT	444	124	70
743 PUMPS NES,CENTRIFUGS ETC	37	669	358	694 NAILS,SCREWS,NUTS,ETC.	134	226	124
771 ELECT POWER MACHNY.PARTS	27	550	309	695 TOOLS	1 234	2 713	1 516
874 MEASURE,CONTROL INSTRMNT	8	82	48	696 CUTLERY	58	461	262
				697 HOUSEHOLD EQUIPMENT,NES	743	1 352	752
EXPORTS	1 172 293	535 327	303 860	699 MANUFACTS.BASE METAL,NES	2 878	4 203	2 372
011 BOVINE MEAT	2 343	2 093	1 203	712 STEAM TURBINES	36	3 946	2 247
012 OTHER MEAT, MEAT OFFAL	607	94	55	713 INTRNL COMBUS PSTN ENGIN	1 035	7 435	4 239
016 MEAT,ED.OFFL,DRY,SLT,SMK	236	395	224	716 ROTATING ELECTRIC PLANT	248	522	295
017 MEAT,OFFL.PRPD,PRSD,NES	4 702	3 736	2 113	718 OTH.POWR.GENRTNG MACHNRY	19	119	65
022 MILK AND CREAM	221 570	20 392	11 592	721 AGRIC.MACHINES,EX.TRACTR	29	104	60
023 BUTTER,OTHER FAT OF MILK	4 016	1 008	573	723 CIVIL ENGINEERING EQUIPT	8 771	7 061	3 963
024 CHEESE AND CURD	12 260	6 247	3 559	724 TEXTILE,LEATHER MACHINES	184	447	252
037 FISH ETC.PRPD,PRSD,NES	475	399	230	725 PAPER,PULP MILL MACHINES	26	96	55
046 MEAL,FLOUR OF WHEAT,MSLN	583	52	30	726 PRINTNG,BOOKBINDNG MACHS	506	2 290	1 303
047 OTHER CEREAL MEAL, FLOURS	1 098	78	44	727 FOOD-PROCESS.MCH.NDN DOM	585	2 339	1 288
048 CEREAL PREPARATIONS	106 618	8 472	4 827	728 OTH.MACH,PTS,SPCL INDUST	2 200	8 362	4 777
054 VEGETABLES	466	867	491	731 METAL REMOVAL WORK TOOLS	89	147	82
056 VEGETABLES,PRPD,PRSD,NES	9 073	1 907	1 076	733 MACH-TOOLS,METAL-WORKING	63	119	64
058 FRUIT,PRESERVED,PREPARED	2 601	1 147	642	737 METALWORKING MACHNRY NES	79	373	200
059 FRUIT, VEGETABLE JUICES	2 544	310	177	741 HEATING,COOLNG EQUIP,PART	.	.	.
061 SUGARS,MOLASSES,HONEY	269 275	10 818	6 100	742 PUMPS FOR LIQUIDS,PARTS	166	1 137	644
062 SUGAR CONFECTIONERY	1 289	718	409	743 PUMPS NES,CENTRIFUGS ETC	880	2 700	1 526
071 COFFEE,COFFEE SUBSTITUTE	2 116	2 694	1 530	744 MECHANICAL HANDLING EQUIP	8 904	4 523	2 540
073 CHOCOLATE,OTH.COCOA PREP	2 263	1 588	908	745 OTH.NONELEC MCH,TOOL,NES	1 962	10 161	5 833
075 SPICES	209	307	166	746 BALL OR ROLLER BEARINGS	50	212	123
081 ANIMAL FEED STUFF	489	170	91	747 TAPS,COCKS,VALVES,ETC.	826	3 434	1 913
091 MARGARINE AND SHORTENING	3 202	913	516	748 TRANSMISSIONS SHAFTS ETC	317	1 745	971
098 EDIBLE PROD.PREPRTNS,NES	7 738	3 035	1 713	749 NON-ELECT MACH.PARTS,ETC	375	1 526	855
111 NON-ALCOHOL.BEVERAGE,NES	39 170	3 396	1 926	751 OFFICE MACHINES	329	1 814	1 033
112 ALCOHOLIC BEVERAGES	60 119	8 595	4 891	752 AUTOMATC.DATA PROC.EQUIP	352	3 197	1 806
121 TOBACCO, UNMANUFACTURED	533	56	31	759 PARTS,FOR OFFICE MACHINS	8	328	185
122 TOBACCO, MANUFACTURED	2 563	3 859	2 198	761 TELEVISION RECEIVERS ETC	2 304	5 423	3 054
232 SYNTHETIC RUBBER, ETC.	240	59	35	762 RADIO-BROADCAST RECEIVER	252	1 243	699
247 WOOD ROUGH,ROUGH SQUARED	1 376	106	59	763 SOUND RECORDER,PHONOGRPH	58	390	219
248 WOOD, SIMPLY WORKED	612	86	45	764 TELECOMM.EQUIP.PARTS NES	797	3 364	1 919
267 OTHER MAN-MADE FIBRES	7 044	3 654	2 079	771 ELECT POWER MACHNY.PARTS	23	110	60
273 STONE, SAND AND GRAVEL	1 886	53	31	772 ELEC.SWITCH.RELAY.CIRCUIT	1 238	3 876	2 221
278 OTHER CRUDE MINERALS	2 485	110	60	773 ELECTR DISTRIB.EQPT NES	321	501	281
292 CRUDE VEG.MATERIALS, NES	434	559	321	774 ELECTRO-MEDCL,XRAY EQUIP	10	251	144
322 BRIQUETTES,LIGNITE,PEAT	11 324	222	125	775 DOM.ELEC,NON-ELEC.EQUIPT	5 115	8 343	4 707
334 PETROLEUM PRODUCTS	3 232	395	223	776 TRANSISTORS,VALVES,ETC.	852	1 324	751
335 RESIDUAL PETROL.PRODUCTS	4 037	396	226	778 ELECTRIC.MACH.APPART.NES	4 723	7 050	4 011
421 FIXED VEG.FAT,OILS, SOFT	103 183	8 374	4 691	781 PASS.MOTOR VEHCLS.EX.BUS	89 034	176 064	100 402
422 FIXED VEG.FAT,OILS,OTHER	234	54	32	782 GOODS,SPCL TRANSPORT VEH	18 044	20 200	11 544
511 HYDROCARBONS,NES,DERIVTS	268	264	149	783 ROAD MOTOR VEHICLES NES	5 269	8 354	4 785
512 ALCOHOL,PHENOL,ETC.DERIV	448	347	205	784 PARTS,TRACTORS,MOTOR VEH	7 454	21 394	12 164
513 CARBOXYLIC ACIDS,DERIVTS	459	249	136	785 CYCLES,MOTORCYCLES ETC.	203	662	369
522 INORGANIC CHEM.ELEMENTS	797	195	108	786 TRAILERS,SEMI-TRAILR,ETC	560	807	455
523 METAL.SALTS,INORGAN.ACID	1 832	402	226	793 SHIP,BOAT,FLDPT,STRUCTRS	1 079	439	248
533 PIGMENTS, PAINTS, ETC.	3 431	2 252	1 272	812 PLUMBNG,SANITRY,EQPT.ETC	178	215	121
542 MEDICAMENTS	12	71	38	813 LIGHTNG FIXTURES ETC.NES	425	1 276	721
551 ESSENTL.OIL,PERFUME,FLAVR	55	85	46	821 FURNITURE,CUSHIONS,ETC.	4 126	6 260	3 477
553 PERFUMERY,COSMETICS,ETC.	559	1 548	882	831 TRUNK,SUIT-CASES,BAG,ETC	83	327	186
554 SOAP,CLEANERS,POLISH,ETC	502	335	184	841 MENS,BOYS CLOTHNG,X-KNIT	38	623	354
573 POLYMERS,VINYL CHLORIDE	234	233	128	842 WOMEN,GIRL CLOTHNG,XKNIT	105	1 793	1 021
575 OTH.PLASTIC,PRIMARY FORM	1 212	1 004	564	843 MENS,BOYS CLOTHNG,KNIT	15	145	85
581 PLASTIC TUBE,PIPE,HOSE	379	249	143	844 WOMEN,GIRLS CLOTHNG,KNIT	27	393	225
				845 OTHR.TEXTILE APPAREL,NES	157	2 081	1 200
				846 CLOTHING ACCESSRS,FABRIC	12	146	82
				848 CLOTHNG,NONTXTL;HEADGEAR	26	261	147

7 IMPORTS AND EXPORTS (SPECIAL TRADE) BY COUNTRIES OF PRODUCTION AND CONSUMPTION AND BY GROUPS OF THE SITC-REV. III 1988

GROUP DESCRIPTION	DT = 100 KG	1 000 DM	1 000 \$	GROUP DESCRIPTION	DT = 100 KG	1 000 DM	1 000 \$
851 FOOTWEAR	226	694	389	598 MISC. CHEMICAL PRODTS. NES	54 926	4 394	2 513
871 OPTICAL INSTRUMENTS, NES	14	284	154	613 FURSKINS, TANNED, DRESSED	97	655	370
872 MEDICAL INSTRUMENTS NES	162	2 256	1 279	658 TEXTILE ARTICLES NES	34	171	94
873 METERS, COUNTERS, NES	26	276	157	671 PIG IRON, SPIEGELEISN, ETC	181 696	27 350	15 498
874 MEASURE, CONTROL INSTRMNT	527	2 839	1 585	684 ALUMINIUM	221 011	76 737	43 639
881 PHOTOGRAPH APPAR. ETC. NES	247	1 470	836	686 ZINC	253	60	32
882 PHOTO. CINEMATOGRPH. SUPPL	2 085	7 170	3 998	697 HOUSEHOLD EQUIPMENT, NES	88	184	108
884 OPTICAL GOODS NES	7	749	430	723 CIVIL ENGINEERING EQUIPT	6	204	123
885 WATCHES AND CLOCKS	66	881	495	724 TEXTILE, LEATHER MACHINES	121	294	161
891 ARMS AND AMMUNITION	37	243	136	727 FOOD-PROCESS. MCH. NON DDM	7	91	52
892 PRINTED MATTER	6 094	5 452	3 094	737 METALWORKING MACHNRY NES		61	37
893 ARTICLES, NES, OF PLASTICS	3 290	2 648	1 499	745 OTH. NONELEC MCH, TOOL, NES	3	73	44
894 BABY CARRIAGE, TOYS, GAMES	628	1 817	1 014	752 AUTOMATC. DATA PROC. EQUIP	5	140	78
895 OFFICE, STATIONERY SUPPLS	432	3 107	1 753	759 PARTS, FOR OFFICE MACHINS	1	98	54
897 GOLD, SILVERWARE, JEWEL NES	6	596	331	781 PASS. MOTOR VEHCLS. EX. BUS	58	174	98
898 MUSICAL INSTRUMENTS, ETC.	829	1 983	1 133	841 MENS, BOYS CLOTHNG, X-KNIT	7	113	65
899 MISC MANUFCTRD GOODS NES	463	1 313	729	842 WOMEN, GIRL CLOTHNG, XKNIT	10	113	64
CEUTA MEL				844 WOMEN, GIRLS CLOTHNG, KNIT	32	510	288
IMPORTS	7 137	362	212	845 OTHR. TEXTILE APPAREL, NES	101	1 113	637
661 LIME, CEMENT, CONSTR. MATRL	6 971	77	46	846 CLOTHING ACCESSRS, FABRIC	8	114	65
748 TRANSMISSIONS SHAFTS ETC	27	82	50	874 MEASURE, CONTROL INSTRMNT	5	110	59
763 SOUND RECORDER, PHONOGRPH	18	60	34	896 WORKS OF ART, ANTIQUE ETC	7	412	236
EXPORTS	37 705	27 497	15 585	034 FISH, FRESH, CHILLED, FROZN	208	104	58
011 BOVINE MEAT	374	141	85	037 FISH ETC. PREPD, PRSVD, NES	174	361	202
022 MILK AND CREAM	19 939	1 109	630	041 WHEAT, MESLIN, UNMILLED	12 988	318	172
048 CEREAL PREPARATIONS	405	168	95	045 OTHER CEREALS, UNMILLED	4 230	93	52
112 ALCOHOLIC BEVERAGES	1 433	215	122	047 OTHER CEREAL MEAL, FLOURS	116 275	1 707	956
269 WORN CLOTHING, TEXTL. ARTL	3 190	466	262	048 CEREAL PREPARATIONS	53 789	1 792	1 019
683 MONOFILAMENT OF PLASTICS	22	52	30	054 VEGETABLES	53	70	37
697 PREPRD ADDITIVES, LIQUIDS	111	58	32	056 VEGETABLES, PRPD, PRSVD, NES	667	247	132
621 MATERIALS OF RUBBER	26	93	51	057 FRUIT, NUTS EXCL. OIL NUTS	1 615	597	329
625 RUBBER TYRES, TUBES, ETC.	671	53	30	058 FRUIT, PRESERVED, PREPARED	729	348	188
642 PAPER, PAPERBOARD, CUT ETC	328	67	40	059 FRUIT, VEGETABLE JUICES	498	81	41
651 TEXTILE YARN	57	92	51	061 SUGARS, MOLASSES, HONEY	6 449	337	192
665 GLASSWARE	64	66	37	062 SUGAR CONFECTIONERY	1 101	686	388
667 PEARLS, PRECIOUS STONES				071 COFFEE, COFFEE SUBSTITUTE	2 263	215	116
695 TOOLS	31	110	63	072 COCOA	2 283	1 675	946
696 CUTLERY	16	101	55	073 CHOCOLATE, OTH. COCOA PREP	1 530	1 202	676
699 MANUFACT. BASE METAL, NES	42	97	54	075 SPICES	125	110	57
713 INTRNL COMBUS PSTN ENGIN	1 112	2 718	1 517	081 ANIMAL FEED STUFF	2 714	220	121
724 TEXTILE, LEATHER MACHINES	22	73	45	098 EDIBLE PROD. PREPRTNS, NES	47 707	4 354	2 388
728 OTH. MACH, PTS, SPCL INDUST	101	59	32	111 NON-ALCOHOL. BEVERAGE, NES	1 122	162	95
735 PARTS, NES, FOR MACH-TOOLS	6	56	33	112 ALCOHOLIC BEVERAGES	2 723	1 534	873
742 PUMPS FOR LIQUIDS, PARTS	80	156	87	122 TOBACCO, MANUFACTURED	9	57	33
744 MECHANICAL HANDLNG EQUIP	13	77	43	248 WOOD, SIMPLY WORKED	4 544	779	434
745 OTH. NONELEC MCH, TOOL, NES	30	125	71	268 WOOD, OTHER ANIMAL HAIR	307	316	185
746 BALL OR ROLLER BEARINGS	30	87	50	273 STONE, SAND AND GRAVEL	1 297	59	34
748 TRANSMISSIONS SHAFTS ETC	79	244	135	278 OTHER CRUDE MINERALS	17 078	213	123
749 NON-ELECT MACH. PARTS, ETC	19	132	76	292 CRUDE VEG. MATERIALS, NES	587	514	289
751 OFFICE MACHINES	23	125	72	325 COKE, SEMI-COKE, RET. CARBN	9 614	185	112
761 TELEVISION RECEIVERS ETC	200	540	306	334 PETROLEUM PRODUCTS	6 977	1 474	844
762 RADIO-BROADCAST RECEIVER	24	195	112	335 RESIDUAL PETROL. PRODUCTS	3 804	240	136
763 SOUND RECORDER, PHONOGRPH	10	57	32	421 FIXED VEG. FAT, OILS, SOFT	1 511	179	101
764 TELECOMM. EQUIP. PARTS NES	80	888	535	422 FIXED VEG. FAT, OILS, OTHER	1 155	166	97
775 DOM. ELEC. NON-ELEC. EQUIPT	35	133	69	431 ANIMAL, VEG. FATS, OILS, NES	2 134	342	194
778 ELECTRIC MACH. APPART. NES	216	270	145	511 HYDROCARBONS, NES, DERIVTS	500	149	78
781 PASS. MOTOR VEHCLS. EX. BUS	4 820	10 867	6 206	512 ALCOHOL, PHENOL, ETC. DERIV	255	115	63
784 PARTS, TRACTORS, MOTOR VEH	1 595	3 723	2 102	513 CARBOXYLIC ACIDS, DERIVTS	791	387	207
813 LIGHTNG FIXTURES ETC. NES	424	689	391	516 OTHER ORGANIC CHEMICALS	264	197	113
842 WOMEN, GIRL CLOTHNG, XKNIT	6	111	61	522 INORGANIC CHEM. ELEMENTS	1 063	372	208
845 OTHR. TEXTILE APPAREL, NES	8	79	42	523 METAL. SALTS, INDRGAN. ACID	15 279	1 903	1 075
851 FOOTWEAR	315	757	419	531 SYNTH. COLOURS, LAKES, ETC.	278	736	420
872 MEDICAL INSTRUMENTS NES	4	171	91	532 DYEING, TANNING MATERIALS	258	54	31
874 MEASURE, CONTROL INSTRMNT	23	133	76	533 PIGMENTS, PAINTS, ETC.	8 536	4 014	2 257
881 PHOTOGRAPH APPAR. ETC. NES	34	140	83	541 MEDICINES, ETC. EXC. GRP542	216	764	438
884 OPTICAL GOODS NES	1	55	33	542 MEDICAMENTS	492	581	322
885 WATCHES AND CLOCKS	24	356	200	553 PERFUMERY, COSMETICS, ETC.	1 390	2 523	1 426
893 ARTICLES, NES, OF PLASTICS	55	55	30	554 SOAP, CLEANERS, POLISH, ETC	5 070	1 943	1 105
894 BABY CARRIAGE, TOYS, GAMES	49	55	30	571 POLYMERS OF ETHYLENE	18 642	4 698	2 675
897 GOLD, SILVERWARE, JEWEL NES	2	122	69	572 POLYMERS OF STYRENE	980	294	174
898 MUSICAL INSTRUMENTS, ETC.	7	64	37	573 POLYMERS, VINYL CHLORIDE	3 713	608	342
ICELAND				574 POLYACETAL, POLYCARBONATE	1 086	638	367
IMPORTS	1 120 524	275 586	157 253	575 OTH. PLASTIC, PRIMARY FORM	11 523	3 026	1 719
001 LIVE ANIMALS	613	369	209	581 PLASTIC TUBE, PIPE, HOSE	3 414	2 077	1 179
012 OTHER MEAT, MEAT OFFAL	167	57	34	582 PLASTIC PLATE, SHEETS, ETC	5 660	4 495	2 552
034 FISH, FRESH, CHILLED, FROZN	352 379	97 192	55 647	583 MONOFILAMENT OF PLASTICS	765	749	430
035 FISH, DRIED, SALTED, SMOKED	29 459	15 187	8 671	591 INSECTICIDES, ETC.	60	111	63
036 CRUSTACEANS, MOLLUSCS ETC	1 721	1 253	715	592 STARCHES, INULIN, ETC.	3 886	933	535
037 FISH ETC. PREPD, PRSVD, NES	15 739	26 918	15 417	593 EXPLOSIVES, PYROTECHNICS	155	354	204
081 ANIMAL FEED STUFF	49 916	4 572	2 593	597 PREPRD ADDITIVES, LIQUIDS	1 453	442	248
212 FURSKINS, RAW	45	701	380	598 MISC. CHEMICAL PRODTS. NES	5 827	1 848	1 056
268 WOOL, OTHER ANIMAL HAIR	1 378	883	495	611 LEATHER	271	200	115
273 STONE, SAND AND GRAVEL	2 080	79	43	612 MANUFACT. LEATHER ETC. NES	29	228	129
277 NATURAL ABRASIVES, NES	85 883	697	393	621 MATERIALS OF RUBBER	1 436	1 175	648
278 OTHER CRUDE MINERALS	14 507	884	502	625 RUBBER TYRES, TUBES, ETC.	1 238	687	384
288 NON-FERROUS WASTE, SCRAP	2 147	551	317	629 ARTICLES OF RUBBER, NES	339	550	307
289 PREC. METAL ORES, CONCRTRS		688	398	633 CORK MANUFACTURES	240	182	104
291 CRUDE ANIMAL MATERLS. NES	2 447	1 930	1 101	634 VENEERS, PLYWOOD, ETC.	6 570	2 185	1 234
292 CRUDE VEG. MATERIALS, NES	2 120	216	123	635 WOOD MANUFACTURES, NES	3 827	1 579	888
411 ANIMAL OILS AND FATS	98 784	6 727	3 920	641 PAPER AND PAPERBOARD	14 258	3 823	2 150
575 OTH. PLASTIC, PRIMARY FORM	120	66	40	642 PAPER, PAPERBOARD, CUT ETC	8 221	4 651	2 624
				651 TEXTILE YARN	158	479	265
				652 COTTON FABRICS, WOVEN	314	980	557
				653 FABRICS, MAN-MADE FIBRES	331	1 325	748
				654 OTH. TEXTILE FABRIC, WOVEN	107	323	176
				655 KNIT. CROCHET. FABRIC NES	99	419	233

7 IMPORTS AND EXPORTS (SPECIAL TRADE) BY COUNTRIES OF PRODUCTION AND CONSUMPTION AND BY GROUPS OF THE SITC-REV. III 1988

GROUP DESCRIPTION	DT = 100 KG	1 000 DM	1 000 \$	GROUP DESCRIPTION	DT = 100 KG	1 000 DM	1 000 \$
656 TULLE, LACE, EMBROIDRY, ETC	66	391	221	897 GOLD, SILVERWARE, JEWEL NES	8	2 301	1 297
657 SPECIAL YARN, TXTL. FABRIC	1 282	2 129	1 198	898 MUSICAL INSTRUMENTS, ETC.	304	1 904	1 081
658 TEXTILE ARTICLES NES	293	931	519	899 MISC MANUFACTRD GOODS NES	562	1 469	814
659 FLOOR COVERINGS, ETC.	1 486	1 266	721				
661 LIME, CEMENT, CONSTR. MATRL	2 499	1 193	107	FAIRIE IS			
662 CLAY, REFRCT. CONSTR. MATRL	17 732	1 537	877				
663 MINERAL MANUFACTURES, NES	2 655	1 188	666	IMPORTS	162 458	66 502	38 206
664 GLASS	5 317	1 556	874				
665 GLASSWARE	2 882	1 259	721	034 FISH, FRESH, CHILLED, FROZN	116 896	55 061	31 669
666 POTTERY	1 112	1 649	927	035 FISH, DRIED, SALTED, SMOKED	9 478	4 327	2 483
672 INGOTS ETC. IRON OR STEEL	1 445	155	85	036 CRUSTACEANS, MOLLUSCS ETC	7 477	3 027	1 695
673 FLAT-ROLLED IRON ETC.	5 573	532	308	037 FISH ETC. PREPD, PRSVD. NES	192	237	135
674 FLAT-ROLLED PLATED IRON	15 064	2 222	1 267	081 ANIMAL FEED STUFF	18 103	1 618	955
675 FLAT-ROLLED, ALLOY STEEL	446	229	133	411 ANIMAL OILS AND FATS	9 109	684	380
676 IRON, STL. BAR, SHAPES ETC.	11 515	1 160	679	635 WOOD MANUFACTURES, NES	73	51	30
679 TUBES, PIPES, ETC. IRON, STL	24 411	3 803	2 112	683 NICKEL	240	268	147
682 COPPER	642	879	500	684 ALUMINIUM	125	59	35
684 ALUMINIUM	1 834	1 608	918	716 ROTATING ELECTRIC PLANT	106	76	41
686 ZINC	4 414	98	56	885 WATCHES AND CLOCKS		69	40
691 METALLIC STRUCTURES NES	5 727	3 449	1 947	896 WORKS OF ART, ANTIQUE ETC	2	749	435
692 CONTAINERS, STORAGE, TRNSP	9 400	4 645	2 637	897 GOLD, SILVERWARE, JEWEL NES		112	67
693 WIRE PRODUCTS EXCL. ELECT	3 083	898	509				
694 NAILS, SCREWS, NUTS, ETC.	2 508	2 151	1 207	EXPORTS	33 255	7 146	4 066
695 TOOLS	962	2 802	1 566				
696 CUTLERY	167	1 073	601	034 FISH, FRESH, CHILLED, FROZN	340	135	79
697 HOUSEHOLD EQUIPMENT, NES	1 990	2 037	1 154	232 SYNTHETIC RUBBER, ETC.	2 146	372	220
699 MANUFACTS. BASE METAL, NES	5 542	4 956	2 810	334 PETROLEUM PRODUCTS	19 360	232	128
711 STEAM GENER. BOILERS, ETC.	128	86	46	582 PLASTIC PLATE, SHEETS, ETC	250	162	87
713 INTRNL COMBUS PSTN ENGIN	343	1 249	711	629 ARTICLES OF RUBBER, NES	389	103	56
716 ROTATING ELECTRIC PLANT	460	786	442	633 CORK MANUFACTURES	89	57	31
718 OTH. POWR. GENRNG. MACHNRY	8	61	33	657 SPECIAL YARN, TXTL. FABRIC	33	74	43
721 AGRIC. MACHINES, EX. TRACTR	1 919	1 472	824	659 FLOOR COVERINGS, ETC.	1 180	944	556
722 TRACTORS	974	1 495	876	679 TUBES, PIPES, ETC. IRON, STL	644	148	83
723 CIVIL ENGINEERING EQUIPT	4 985	3 005	1 679	691 METALLIC STRUCTURES NES	813	231	136
724 TEXTILE, LEATHER MACHINES	431	2 001	1 139	693 WIRE PRODUCTS EXCL. ELECT	525	60	35
725 PAPER, PULP MILL MACHINES	289	661	387	695 TOOLS	6	55	33
726 PRINTING, BOOKBINDING MACHS	907	4 303	2 423	699 MANUFACTS. BASE METAL, NES	250	520	292
727 FOOD-PROCESS. MCH. NON DOM	597	6 207	3 538	727 FOOD-PROCESS. MCH. NON DOM	13	149	88
728 OTH. MACH. PTS, SPCL INDUST	1 180	3 735	2 113	737 METALWORKING MACHNRY NES	46	360	198
731 METAL REMOVAL WORK TOOLS	34	206	118	741 HEATING, COOLING EQUIP, PART	.	.	.
733 MACH-TOOLS, METAL-WORKING	66	156	89	745 OTH. NONELEC MCH, TOOL, NES	54	251	143
735 PARTS, NES, FOR MACH-TOOLS	40	237	133	764 TELECOMM. EQUIP. PARTS NES	50	368	208
737 METALWORKING MACHNRY NES	44	403	227	775 DOM. ELEC. NON-ELEC. EQUIPT	393	841	482
741 HEATING, COOLING EQUIP, PART	.	.	.	784 PARTS, TRACTORS, MOTOR VEH	8	54	32
742 PUMPS FOR LIQUIDS, PARTS	430	1 796	1 011	811 PREFABRICATED BUILDINGS	613	299	173
743 PUMPS NES, CENTRIFUGS ETC	849	2 080	1 185	821 FURNITURE, CUSHIONS, ETC.	79	148	85
744 MECHANICAL HANDLING EQUIP	7 631	7 196	4 080	872 MEDICAL INSTRUMENTS NES	39	97	59
745 OTH. NONELEC MCH, TOOL, NES	1 260	5 236	2 978	874 MEASURE, CONTROL INSTRMNT	2	90	50
746 BALL OR ROLLER BEARINGS	111	404	217	893 ARTICLES, NES, OF PLASTICS	214	133	74
747 TAPS, COCKS, VALVES, ETC.	1 141	2 619	1 465				
748 TRANSMISSIONS SHAFTS ETC	127	570	318	NORWAY			
749 NON-ELECT MACH. PARTS, ETC	284	908	508	IMPORTS	170 679 180	6 154 848	3 512 069
751 OFFICE MACHINES	307	2 652	1 496				
752 AUTOMATIC DATA PROC. EQUIP	230	3 788	2 186	001 LIVE ANIMALS	96	108	60
759 PARTS, FOR OFFICE MACHINS	41	1 015	577	024 CHEESE AND CURD	7 425	4 770	2 725
761 TELEVISION RECEIVERS ETC	358	988	565	034 FISH, FRESH, CHILLED, FROZN	472 252	221 583	126 954
762 RADIO-BROADCAST RECEIVER	127	360	207	035 FISH, DRIED, SALTED, SMOKED	26 334	14 550	8 363
763 SOUND RECORDER, PHONOGRPH	16	195	107	036 CRUSTACEANS, MOLLUSCS ETC	2 585	1 142	652
764 TELECOMM. EQUIP. PARTS NES	374	2 206	1 247	037 FISH ETC. PREPD, PRSVD. NES	12 003	7 676	4 361
771 ELECT POWER MACHNY, PARTS	455	655	359	048 CEREAL PREPARATIONS	2 253	929	527
772 ELEC. SWITCH, RELAY, CIRCUIT	2 526	8 298	4 674	058 FRUIT, PRESERVED, PREPARED	2 776	1 182	672
773 ELECTR DISTRIB. EQPT NES	3 750	2 539	1 432	072 COCOA	200	140	76
774 ELECTRO-MEDCL. XRAY EQUIP	34	687	394	081 ANIMAL FEED STUFF	40 667	5 500	3 150
775 DOM. ELEC. NON-ELEC. EQUIPT	9 069	13 054	7 452	098 EDIBLE PROD. PREPRTNS, NES	246	179	100
776 TRANSISTORS, VALVES, ETC.		154	85	112 ALCOHOLIC BEVERAGES	3 898	3 257	1 872
778 ELECTRIC MACH. APPART. NES	9 246	8 621	4 887	211 HIDES, SKINS (EX. FURS), RAW	12 963	6 174	3 513
781 PASS. MOTOR VEHCLS. EX. BUS	7 812	12 933	7 427	212 FURSKINS, RAW	485	10 374	6 039
782 GOODS, SPCL TRANSPORT VEH	8 213	7 431	4 271	231 NATURAL RUBBER, ETC.	364	57	32
783 ROAD MOTOR VEHICLES NES	1 264	1 389	794	232 SYNTHETIC RUBBER, ETC.	1 282	449	267
784 PARTS, TRACTORS, MOTOR VEH	2 513	4 791	2 708	245 FUEL WOOD, WOOD CHARCOAL	16 214	272	155
785 CYCLES, MOTORCYCLES ETC.	1 139	1 475	835	247 WOOD ROUGH, ROUGH SQUARED	16 462	622	368
786 TRAILERS, SEMI-TRAILER, ETC	2 152	960	544	248 WOOD, SIMPLY WORKED	507 545	37 875	21 535
793 SHIP, BOAT, FLOAT, STRUCTRS	30 181	5 510	3 138	251 PULP AND WASTE PAPER	1 068 304	106 094	60 277
812 PLUMBING, SANITRY, EQPT. ETC	2 067	868	497	268 WOOL, OTHER ANIMAL HAIR	1 026	655	378
813 LIGHTING FIXTURES ETC. NES	1 267	2 984	1 682	272 FERTILIZERS, CRUDE	997	89	51
821 FURNITURE, CUSHIONS, ETC.	5 918	8 518	4 831	273 STONE, SAND AND GRAVEL	12 848 334	55 161	31 251
831 TRUNK, SUIT-CASES, BAG, ETC	586	2 455	1 367	274 SULPHUR, UNRSTD. IRON PYRS	60 593	380	224
841 MENS, BOYS CLOTHING, X-KNIT	337	4 725	2 680	278 OTHER CRUDE MINERALS	6 938 045	38 439	21 890
842 WOMEN, GIRL CLOTHING, XKNIT	296	5 800	3 262	281 IRON ORE, CONCENTRATES	5 484 422	29 753	16 828
843 MENS, BOYS CLOTHING, KNIT	96	424	238	282 FERROUS WASTE AND SCRAP	70 422	7 705	4 360
844 WOMEN, GIRLS CLOTHING, KNIT	35	1 291	711	283 COPPER ORES, CONCENTRATES	196 881	17 110	9 852
845 OTHR. TEXTILE APPAREL, NES	375	4 147	2 343	284 NICKEL ORES, CONCTR, MATTE	220	331	195
846 CLOTHING ACCESSRS, FABRIC	314	2 960	1 685	287 ORE, CONCENTR. BASE METALS	2 545 352	30 245	17 152
848 CLOTHING, NONTXL; HEADGEAR	109	1 035	582	288 NON-FERROUS WASTE, SCRAP	271 195	51 274	28 983
851 FOOTWEAR	459	3 107	1 740	289 PREC. METAL ORES, CONCTR	181	4 515	2 452
871 OPTICAL INSTRUMENTS, NES	4	217	118	291 CRUDE ANIMAL MATERIALS, NES	766	458	258
872 MEDICAL INSTRUMENTS NES	167	1 627	921	292 CRUDE VEG. MATERIALS, NES	1 638	573	321
873 METERS, COUNTERS, NES	266	1 254	701	321 COAL, NOT AGGLOMERATED	1 231 622	18 539	10 513
874 MEASURE, CONTROL INSTRMNT	292	4 117	2 305	322 BRIQUETTES, LIGNITE, PEAT	54 493	711	396
881 PHOTOGRAPH APPAR. ETC. NES	102	654	368	333 PETROLEUM OILS, CRUDE	55 324 929	1 149 244	659 990
882 PHOTO. CINEMATOGRPH. SUPPL	883	1 787	1 016	334 PETROLEUM PRODUCTS	8 968 770	215 787	124 202
884 OPTICAL GOODS NES	20	841	474	335 RESIDUAL PETROL. PRODUCTS	36 574	674	374
885 WATCHES AND CLOCKS	65	854	476	342 LIQUEFIED PROPANE, BUTANE	997 103	23 220	13 325
891 ARMS AND AMMUNITION	103	168	91	344 PETROLEUM GASES, NES	313 793	10 454	5 968
892 PRINTED MATTER	1 402	2 159	1 216	411 ANIMAL OILS AND FATS	114 102	8 182	4 653
893 ARTICLES, NES, OF PLASTICS	6 544	6 826	3 851	431 ANIMAL, VEG. FATS, OILS, NES	26 634	2 322	1 322
894 BABY CARRIAGE, TOYS, GAMES	1 689	3 139	1 767	511 HYDROCARBONS, NES, DERIVTS	142 994	12 971	7 342
895 OFFICE, STATIONERY SUPPLS	720	1 239	698	512 ALCOHOL, PHENOL, ETC. DERIV	9 841	1 627	924
896 WORKS OF ART, ANTIQUE ETC		157	91				



7 IMPORTS AND EXPORTS (SPECIAL TRADE) BY COUNTRIES OF PRODUCTION AND CONSUMPTION AND BY GROUPS OF THE SITC-REV. III 1988

GROUP DESCRIPTION	DT = 100 KG	1 000 DM	1 000 \$	GROUP DESCRIPTION	DT = 100 KG	1 000 DM	1 000 \$
513 CARBOXYLIC ACIDS, DERIVTS	3 365	1 274	729	747 TAPS, COCKS, VALVES, ETC.	1 190	1 995	1 133
514 NITROGEN-FUNCT. COMPOUNDS	12 262	57 876	32 969	748 TRANSMISSIONS SHAFTS ETC	695	1 988	1 146
515 ORGAN-INOORGANIC COMPNDS	1 154	2 988	1 699	749 NON-ELECT MACH. PARTS, ETC	485	1 870	1 064
516 OTHER ORGANIC CHEMICALS	4 555	10 294	5 859	751 OFFICE MACHINES	86	695	396
522 INORGANIC CHEM. ELEMENTS	342 054	76 248	43 383	752 AUTOMATC. DATA PROC. EQUIP	2 926	73 614	41 576
523 METAL. SALTS, INORGAN. ACID	60 511	4 368	2 491	759 PARTS, FOR OFFICE MACHINS	404	13 920	7 858
524 OTHER CHEMICAL COMPOUNDS	218 583	34 820	19 835	761 TELEVISION RECEIVERS ETC	55	321	185
525 RADIO-ACTIVE MATERIALS	13	219	122	762 RADIO-BROADCAST RECEIVER	5	64	35
531 SYNTH. COLOURS, LAKES, ETC.	338	152	90	763 SOUND RECORDER, PHONOGRPH	27	628	358
539 PIGMENTS, PAINTS, ETC.	46 513	18 950	10 798	764 TELECOMM. EQUIP. PARTS NES	2 690	31 667	18 099
541 MEDICINES, ETC. EXC. GRP542	803	6 185	3 558	771 ELECT POWER MACHNY. PARTS	1 359	6 610	3 760
542 MEDICAMENTS	512	869	496	772 ELECT. SWITCH. RELAY. CIRCUIT	3 551	17 821	10 046
553 PERFUMERY, COSMETICS, ETC.	219	703	392	773 ELECTR DISTRIB. EQPT NES	2 849	7 224	4 102
554 SOAP, CLEANERS, POLISH, ETC	25 682	4 239	2 419	774 ELECTRO-MEDCL. XRAY EQUIP	126	9 735	5 560
562 FERTILIZER, EXCEPT GRP272	653 380	21 311	12 059	775 DOM. ELEC. NON-ELEC. EQUIPT	1 574	3 237	1 833
571 POLYMERS OF ETHYLENE	293 986	51 526	29 173	776 TRANSISTORS, VALVES, ETC.	17	2 918	1 676
572 POLYMERS OF STYRENE	2 092	420	241	778 ELECTRIC. MACH. APPART. NES	18 247	26 574	15 141
573 POLYMERS, VINYL CHLORIDE	27 022	4 693	2 663	781 PASS. MOTOR VEHCLS. EX. BUS	1 956	4 188	2 340
574 POLYACETAL, POLYCARBONATE	26 037	9 344	5 318	782 GOODS, SPCL TRANSPORT VEH	7 027	9 002	5 174
575 OTH. PLASTIC, PRIMARY FORM	195 763	47 150	26 788	783 ROAD MOTOR VEHICLES NES	564	876	511
579 PLASTIC WASTE, SCRAP ETC	7 734	365	215	784 PARTS, TRACTORS, MOTOR VEH	42 068	52 810	30 059
581 PLASTIC TUBE, PIPE, HOSE	3 379	1 338	742	785 CYCLES, MOTORCYCLES ETC.	322	579	329
582 PLASTIC PLATE, SHEETS, ETC	18 848	6 752	3 889	786 TRAILERS, SEMI-TRAILR, ETC	2 476	1 109	636
591 INSECTICIDES, ETC.	1 530	507	287	791 RAILWAY VEHICLES. EQUIPNT	6 059	564	319
592 STARCHES, INULIN, ETC.	80	129	71	792 AIRCRAFT, ASSOCTD. EQUIPNT	298	3 100	1 790
593 EXPLOSIVES, PYROTECHNICS	3 525	9 665	5 557	793 SHIP, BOAT, FLDAT. STRUCTRS	6 928	20 374	11 754
597 PREPRD ADDITIVES, LIQUIDS	443	199	113	811 PREFABRICATED BUILDINGS	11 772	3 308	1 902
598 MISC. CHEMICAL PRDCTS. NES	213 895	18 825	10 780	813 LIGHTNG FIXTURES ETC. NES	4 685	9 495	5 408
611 LEATHER	2 449	7 673	4 378	821 FURNITURE, CUSHIONS, ETC.	20 224	27 015	15 468
613 FURSKINS, TANNED, DRESSED	97	1 080	612	831 TRUNK, SUIT-CASES, BAG, ETC	31	75	44
621 MATERIALS OF RUBBER	563	534	299	841 MENS, BOYS CLOTHNG, X-KNIT	95	494	282
625 RUBBER TYRES, TUBES, ETC.	29 196	14 890	8 344	842 WOMEN, GIRL CLOTHNG, XKNIT	21	293	160
629 ARTICLES OF RUBBER, NES	1 665	1 675	984	843 MENS, BOYS CLOTHING, KNIT	27	274	152
634 VENEERS, PLYWOOD, ETC.	12 296	2 166	1 249	844 WOMEN, GIRLS CLOTHNG. KNIT	87	633	374
635 WOOD MANUFACTURES, NES	29 571	11 287	6 389	845 OTHR. TEXTILE APPAREL, NES	125	1 257	707
641 PAPER AND PAPERBOARD	2 222 798	264 200	150 037	846 CLOTHING ACCESSRS, FABRIC	47	347	195
642 PAPER, PAPERBOARD, CUT ETC	25 251	6 335	3 597	848 CLOTHING, NONTEXTL; HEADGEAR	90	1 343	754
651 TEXTILE YARN	4 608	2 214	1 246	851 FOOTWEAR	67	358	203
652 COTTON FABRICS, WOVEN	1 080	2 540	1 454	871 OPTICAL INSTRUMENTS. NES	1	92	50
653 FABRICS, MAN-MADE FIBRES	93	240	133	872 MEDICAL INSTRUMENTS NES	176	1 709	983
654 OTH. TEXTILE FABRIC, WOVEN	20	88	49	873 METERS, COUNTERS, NES	56	1 377	796
656 TULLE, LACE, EMBROIDRY, ETC	40	52	30	874 MEASURE, CONTROL INSTRMNT	687	16 438	9 387
657 SPECIAL YARN, TXTL. FABRIC	1 655	5 228	2 996	881 PHOTOGRAPH APPAR. ETC. NES	88	1 021	578
658 TEXTILE ARTICLES NES	263	1 206	697	882 PHOTO. CINEMATOGRPH. SUPPL	9	159	89
659 FLOOR COVERINGS, ETC.	88	110	61	884 OPTICAL GOODS NES	15	689	408
661 LIME, CEMENT, CONSTR. MATRL	4 924	623	350	885 WATCHES AND CLOCKS	2	160	89
662 CLAY, REFRACT. CONSTR. MATRL	1 157	155	86	891 ARMS AND AMMUNITION	38	351	201
663 MINERAL MANUFACTURES, NES	146 360	14 993	8 514	892 PRINTED MATTER	1 692	1 661	955
664 GLASS	1 524	702	409	893 ARTICLES. NES, OF PLASTICS	11 108	6 848	3 879
665 GLASSWARE	159	56	32	894 BABY CARRIAGE, TOYS, GAMES	3 745	4 467	2 509
666 POTTERY	62	156	89	895 OFFICE, STATIONERY SUPPLS	298	858	489
667 PEARLS, PRECIOUS STONES	.	.	.	896 WORKS OF ART, ANTIQUE ETC	37	1 400	793
671 PIG IRON, SPIEGELEISN, ETC	2 110 872	258 214	146 461	897 GOLD, SILVERWARE, JEWEL NES	1	1 157	664
672 INGOTS ETC. IRON OR STEEL	32 083	5 019	2 968	898 MUSICAL INSTRUMENTS, ETC.	194	2 995	1 699
673 FLAT-ROLLED IRON ETC.	57 643	5 613	3 176	899 MISC MANUFCTRD GOODS NES	3 550	2 969	1 692
674 FLAT-ROLLED PLATED IRON	1 610	208	121	971 GOLD, NONMONTRY EXCL DRES		2 669	1 497
675 FLAT-ROLLED, ALLOY STEEL	1 300	1 500	852				
676 IRON, STL. BAR, SHAPES ETC.	930 177	62 070	35 202				
678 WIRE OF IRON OR STEEL	5 917	770	445				
679 TUBES, PIPES, ETC. IRON, STL	1 719	813	459	001 LIVE ANIMALS	38	137	78
681 SILVER, PLATINUM, ETC.	6	6 766	3 914	017 MEAT, OFFL. PRPD, PRSVD, NES	46	68	38
682 COPPER	94 191	47 824	27 074	024 CHEESE AND CURD	1 509	1 851	1 050
683 NICKEL	77 326	139 185	78 919	034 FISH, FRESH, CHILLED, FROZN	1 489	998	530
684 ALUMINIUM	2 473 950	925 872	526 672	035 FISH, DRIED, SALTED, SMOKED	31	56	34
685 LEAD	754	96	53	036 CRUSTACEANS, MOLLUSCS ETC	72	173	97
686 ZINC	308 101	64 514	36 483	037 FISH ETC. PREPRD, PRSVD. NES	1 278	575	321
689 MISC. NON-FERR. BASE METAL	97 588	66 006	37 636	041 WHEAT, MESLIN, UNMILLED	78 586	1 253	725
691 METALLIC STRUCTURES NES	6 979	12 051	6 607	042 RICE	3 901	386	217
692 CONTAINERS, STORAGE, TRNSP	2 368	2 392	1 344	043 BARLEY, UNMILLED	827 449	15 337	8 750
693 WIRE PRODUCTS EXCL. ELECT	345	390	217	045 OTHER CEREALS, UNMILLED	219 753	4 039	2 335
694 NUTS, SCREWS, NUTS, ETC.	2 042	1 389	794	047 OTHER CEREAL MEAL, FLOURS	213 797	2 275	1 314
695 TOOLS	1 502	3 772	2 150	048 CEREAL PREPARATIONS	215 656	14 036	7 971
696 CUTLERY	109	584	338	054 VEGETABLES	55 999	4 051	2 381
697 HOUSEHOLD EQUIPMENT, NES	5 273	3 599	2 041	056 VEGETABLES, PRPD, PRSVD, NES	3 005	1 751	990
699 MANUFACTS. BASE METAL, NES	25 122	16 343	9 416	057 FRUIT, NUTS EXCL. OIL NUTS	17 369	2 843	1 599
711 STEAM GENER. BOILERS, ETC.	125	254	146	058 FRUIT, PRESERVED, PREPARED	11 906	4 060	2 309
712 STEAM TURBINES	43	146	83	059 FRUIT, VEGETABLE JUICES	13 092	4 123	2 357
713 INTRNL COMBUS PSTN ENGIN	2 950	7 591	4 343	061 SUGARS, MOLASSES, HONEY	38 742	2 183	1 217
714 ENGINES, MOTORS NON-ELECT	120	4 730	2 675	062 SUGAR CONFECTIONERY	5 859	3 357	1 898
716 ROTATING ELECTRIC PLANT	1 362	4 213	2 414	071 COFFEE, COFFEE SUBSTITUTE	11 841	10 187	5 741
718 OTH. POWR. GENRTNG. MACHNRY	1 429	2 172	1 218	072 COCOA	9 794	6 736	3 784
721 AGRIC. MACHINES, EX. TRACTR	15 289	10 189	5 784	073 CHOCOLATE, OTH. COCOA PREP	8 674	6 633	3 722
722 TRACTORS	80	118	70	074 TEA AND MATE	453	591	343
723 CIVIL ENGINEERING EQUIPT	4 354	3 824	2 189	075 SPICES	2 111	1 953	1 095
724 TEXTILE, LEATHER MACHINES	179	388	222	081 ANIMAL FEED STUFF	98 171	13 385	7 638
725 PAPER, PULP MILL MACHINES	1 304	3 138	1 764	091 MARGARINE AND SHORTENING	448	144	82
726 PRINTNG, BOOKBINDNG MACHS	1 347	2 590	1 464	098 EDIBLE PRD. PREPRTRS, NES	313 700	30 320	16 813
727 FOOD-PROCESS. MCH. NON DOM	1 244	2 726	1 501	111 NON-ALCOHOL. BEVERAGE, NES	4 269	1 684	960
728 OTH. MACH. PTS, SPCL INDUST	6 386	17 618	9 966	112 ALCOHOLIC BEVERAGES	55 341	14 751	8 264
731 METAL REMOVAL WORK TOOLS	1 206	1 321	732	122 TOBACCO, MANUFACTURED	51	185	105
733 MACH-TOOLS, METAL-WORKING	1 042	474	274	211 HDEDS, SKINS (EX. FURS), RAW	685	412	244
735 PARTS, NES, FOR MACH-TOOLS	422	1 622	926	222 OILSEED(SFT. FIX VEG. OIL)	4 635	495	284
737 METALWORKING MACHNRY NES	1 122	779	441	223 OILSEED(OTH. FIX. VEG. OIL)	601	108	60
741 HEATNG, COOLNG EQUIP, PART	3 505	7 597	4 353	231 NATURAL RUBBER, ETC.	304	133	73
742 PUMPS FOR LIQUIDS, PARTS	1 633	4 482	2 547	232 SYNTHETIC RUBBER, ETC.	11 579	3 270	1 848
743 PUMPS NES, CENTRIFUGS ETC	1 496	4 475	2 525	246 WOOD IN CHIPS, PARTICLES	111 372	1 923	1 108
744 MECHANICAL HANDLING EQUIP	22 798	20 841	11 999	247 WOOD ROUGH, ROUGH SQUARED	176 655	2 198	1 248
745 OTH. NONELEC MCH, TOOL, NES	4 185	4 650	2 630	248 WOOD, SIMPLY WORKED	30 049	3 972	2 269
746 BALL OR ROLLER BEARINGS	554	360	207	251 PULP AND WASTE PAPER	1 819	144	82

## 7 IMPORTS AND EXPORTS (SPECIAL TRADE) BY COUNTRIES OF PRODUCTION AND CONSUMPTION AND BY GROUPS OF THE SITC-REV. III 1988

GROUP DESCRIPTION	DT = 100 KG	1 000 DM	1 000 \$	GROUP DESCRIPTION	DT = 100 KG	1 000 DM	1 000 \$
263 COTTON	2 874	591	344	692 CONTAINERS, STORAGE, TRNSP	10 403	8 957	5 119
266 SYNTHETIC FIBRES	12 720	4 082	2 334	693 WIRE PRODUCTS EXCL. ELECT	69 189	10 674	6 118
267 OTHER MAN-MADE FIBRES	162	69	41	694 NAILS, SCREWS, NUTS, ETC.	27 231	20 505	11 712
268 WOOL, OTHER ANIMAL HAIR	1 645	1 427	819	695 TOOLS	11 730	46 928	26 741
272 FERTILIZERS, CRUDE	1 579	120	68	696 CUTLERY	1 280	8 142	4 619
273 STONE, SAND AND GRAVEL	98 290	1 460	832	697 HOUSEHOLD EQUIPMENT, NES	8 724	9 527	5 420
278 OTHER CRUDE MINERALS	824 261	10 544	6 060	699 MANUFACT. BASE METAL, NES	76 794	72 148	41 122
282 FERROUS WASTE AND SCRAP	1 239 523	24 060	13 573	700 CPL IND PLANT (84/85/87)	267	558	324
285 ALUMINIUM ORE, CONCTR. ETC	2 838	479	274	711 STEAM GENER. BOILERS, ETC.	53	292	164
286 NON-FERROUS WASTE, SCRAP	2 913	746	425	712 STEAM TURBINES	241	835	478
291 CRUDE ANIMAL MATERLS. NES	8 550	6 292	3 556	713 INTRNL COMBUS PSTN ENGIN	10 749	58 018	33 002
292 CRUDE VEG. MATERIALS, NES	13 666	7 313	4 152	714 ENGINES, MOTORS NON-ELECT	53	7 914	4 517
321 COAL, NOT AGGLOMERATED	375 327	10 668	6 154	716 ROTATING ELECTRIC PLANT	16 081	30 753	17 529
325 COKE, SEMI-COKE, RET. CARBN	1 014 198	17 099	9 671	718 OTH. POWR. GENERTRNG. MACHNRY	3 149	16 265	9 289
334 PETROLEUM PRODUCTS	449 107	16 082	9 184	721 AGRIC. MACHINES, EX. TRACTR	21 621	21 350	12 322
335 RESIDUAL PETROL. PRODUCTS	272 018	16 331	9 333	722 TRACTORS	35 464	40 431	23 208
344 PETROLEUM GASES, NES	185	128	73	723 CIVIL ENGINEERING EQUIPT	43 581	60 176	34 599
411 ANIMAL OILS AND FATS	1 829	509	283	724 TEXTILE, LEATHER MACHINES	4 673	17 155	9 718
421 FIXED VEG. FAT, OILS, SOFT	2 102	352	199	725 PAPER, PULP MILL MACHINES	4 115	16 094	9 114
422 FIXED VEG. FAT, OILS, OTHER	2 771	374	211	726 PRINTNG, BOOKBINDNG MACHS	9 005	44 146	25 264
431 ANIMAL, VEG. FATS, OILS, NES	9 897	2 139	1 208	727 FOOD-PROCESS. MCH. NON DOM	6 146	48 198	27 402
511 HYDROCARBONS, NES, DERIVTS	39 816	6 847	3 292	728 OTH. MACH. PTS, SPCL INDUST	41 216	95 338	54 290
512 ALCOHOL, PHENOL, ETC. DERIV	98 197	19 736	11 235	731 METAL REMOVAL WOKR TOOLS	5 533	18 955	10 775
513 CARBOXYLIC ACIDS, DERIVTS	265 327	23 243	13 256	733 MACH-TOOLS, METAL-WORKING	4 456	13 503	7 598
514 NITROGEN-FUNCT. COMPOUNDS	20 534	10 058	5 781	735 PARTS, NES, FOR MACH-TOOLS	1 750	8 719	4 952
515 ORGANO-INORGANIC COMPNDS	7 374	10 376	5 945	737 METALWORKING MACHNRY NES	27 774	13 373	7 644
516 OTHER ORGANIC CHEMICALS	14 880	6 427	3 664	741 HEATNG, CDOLNG EQUIP, PART	.	.	.
522 INORGANIC CHEM. ELEMENTS	220 636	19 923	11 324	742 PUMPS FOR LIQUIDS, PARTS	11 419	49 135	28 003
523 METAL. SALTS, INORGAN. ACID	2 123 032	28 249	16 162	743 PUMPS NES, CENTRIFUGS ETC	16 038	45 332	25 750
524 OTHER CHEMICAL COMPOUNDS	18 680	2 827	1 634	744 MECHANICAL HANDLING EQUIP	53 573	75 284	43 204
525 RADIO-ACTIVE MATERIALS	13	1 135	648	745 OTH. NONELEC MCH, TOOL, NES	24 094	77 555	44 080
531 SYNTH. COLOURS, LAKES, ETC.	7 918	10 990	6 298	746 BALL OR ROLLER BEARINGS	2 769	8 089	4 593
532 DYEING, TANNING MATERIALS	1 589	541	308	747 TAPS, COCKS, VALVES, ETC.	12 934	47 795	27 176
533 PIGMENTS, PAINTS, ETC.	85 817	45 906	26 126	748 TRANSMISSIONS SHAFTS ETC	21 285	55 673	31 758
541 MEDICINES, ETC. EXC. GRP542	2 686	12 910	7 335	749 NON-ELECT MACH. PARTS, ETC	13 156	26 704	15 236
542 MEDICAMENTS	3 378	39 548	22 521	751 OFFICE MACHINES	3 178	21 654	12 572
551 ESSNTL. OIL, PERFUME, FLAVR	721	1 826	1 041	752 AUTOMATC. DATA PROC. EQUIP	5 104	88 620	50 612
553 PERFUMERY, COSMETICS, ETC.	14 166	18 255	10 371	759 PARTS, FOR OFFICE MACHINS	1 506	34 272	19 520
554 SOAP, CLEANERS, POLISH, ETC.	36 064	14 851	8 412	761 TELEVISION RECEIVERS ETC	7 217	19 705	11 190
562 FERTILIZER, EXCEPT GRP272	379 791	8 578	4 994	762 RADIO-BROADCAST RECEIVER	611	5 516	3 163
571 POLYMERS OF ETHYLENE	111 204	23 427	13 322	763 SOUND RECORDER, PHONOGRPH	506	5 071	2 906
572 POLYMERS OF STYRENE	72 963	23 386	13 335	764 TELECOMM. EQUIP. PARTS NES	4 064	61 753	35 100
573 POLYMERS, VINYL CHLORIDE	83 186	15 454	8 849	771 ELECT POWER MACHNY. PARTS	10 794	21 659	12 307
574 POLYACETAL, POLYCARBONATE	41 478	19 030	10 855	772 ELEC. SWITCH, RELAY, CIRCUIT	33 770	187 684	106 607
575 OTH. PLASTIC, PRIMARY FORM	118 086	42 523	24 244	773 ELECTR. DISTRIB. EQPT NES	19 787	26 510	15 133
579 PLASTIC WASTE, SCRAP ETC	5 489	296	168	774 ELECTRO-MEDCL. XRAY EQUIP	743	15 782	9 035
581 PLASTIC TUBE, PIPE, HOSE	17 699	10 790	6 136	775 DOM. ELEC. NON-ELEC. EQUIPT	112 760	141 649	80 614
582 PLASTIC PLATE, SHEETS, ETC	56 553	40 509	23 124	776 TRANSISTORS, VALVES, ETC.	257	20 666	11 756
583 MONOFILAMENT OF PLASTICS	4 787	5 416	3 125	778 ELECTRIC. MACH. APPART. NES	88 705	118 500	67 638
591 INSECTICIDES, ETC.	7 864	9 731	5 658	781 PASS. MOTOR VEHCLS. EX. BUS	200 937	321 974	185 192
592 STARCHES, INULIN, ETC.	38 555	9 737	5 503	782 GOODS, SPCL TRANSPORT VEH	62 871	90 537	51 790
593 EXPLOSIVES, PYROTECHNICS	3 223	9 102	5 211	783 ROAD MOTOR VEHICLES NES	6 019	13 800	8 025
597 PREPRD. ADDITIVES, LIQUIDS	56 525	16 402	9 245	784 PARTS, TRACTORS, MOTOR VEH	72 479	141 285	80 709
598 MISC. CHEMICAL PRDCTS. NES	410 444	61 435	35 089	785 CYCLES, MOTORCYCLES ETC.	7 931	15 698	9 091
611 LEATHER	1 919	9 565	5 447	786 TRAILERS, SEMI-TRAILR.	44 406	43 112	24 984
612 MANUFACT. LEATHER ETC. NES	252	1 078	611	791 RAILWAY VEHICLES, EQUIPNT	10 614	16 256	9 427
613 FURSKINS, TANNED, DRESSED	24	1 103	645	792 AIRCRAFT, ASSOCTD. EQUIPNT	39	3 607	2 052
621 MATERIALS OF RUBBER	15 162	16 020	9 102	793 SHIP, BOAT, FLDAT. STRUCTRS	254 741	128 299	72 969
625 RUBBER TYRES, TUBES, ETC.	45 473	30 544	17 434	800 CPL IND PLANT CHAP 90/94	2	66	37
629 ARTICLES OF RUBBER, NES	5 790	13 234	7 519	811 PREFABRICATED BUILDINGS	8 676	2 540	1 421
633 CORK MANUFACTURES	492	681	395	812 LUMBNG, SANITRY, EQPT. ETC	5 424	4 858	2 774
634 VENEERS, PLYWOOD, ETC.	51 054	12 296	7 050	813 LIGHTNG FIXTURES ETC. NES	13 549	37 936	21 646
635 WOOD MANUFACTURES, NES	17 090	6 975	3 973	821 FURNITURE, CUSHIONS, ETC.	35 577	45 402	25 957
641 PAPER AND PAPERBOARD	152 241	40 169	22 874	831 TRUNK, SUIT-CASES, BAG, ETC	2 130	6 577	3 740
642 PAPER, PAPERBOARD, CUT ETC	64 458	32 875	18 701	841 MENS, BOYS CLOTHNG, X-KNIT	2 753	11 310	6 369
651 TEXTILE YARN	20 494	25 346	14 481	842 WOMEN, GIRL CLOTHNG, XKNIT	4 812	79 727	45 106
652 COTTON FABRICS, WOVEN	2 484	9 639	5 472	843 MENS, BOYS CLOTHING, KNIT	36	435	240
653 FABRICS, MAN-MADE FIBRES	8 419	23 995	13 618	844 WOMEN, GIRLS CLOTHNG, KNIT	630	9 250	5 208
654 OTH. TEXTILE FABRIC, WOVEN	4 659	7 923	4 503	845 OTHR. TEXTILE APPAREL, NES	1 352	17 894	10 141
655 KNIT, CROCHET, FABRIC NES	1 696	4 968	2 844	846 CLOTHING ACCESSRS, FABRIC	638	7 227	4 045
656 TULLE, LACE, EMBROIDRY, ETC	709	3 240	1 832	848 CLOTHING, NONTXTL; HEADGEAR	861	15 051	8 487
657 SPECIAL YARN, TXTL. FABRIC	24 292	39 035	22 201	851 FOOTWEAR	4 270	22 417	12 821
658 TEXTILE ARTICLES NES	3 551	9 405	5 318	871 OPTICAL INSTRUMENTS, NES	173	18 658	10 494
659 FLOOR COVERINGS, ETC.	15 332	16 309	9 250	872 MEDICAL INSTRUMENTS NES	2 915	31 718	18 044
661 LIME, CEMENT, CONSTR. MATRL	558 335	9 116	5 183	873 METERS, COUNTERS, NES	1 663	13 138	7 456
662 CLAY, REFRCT. CONSTR. MATRL	150 339	18 315	10 484	874 MEASURE, CONTROL INSTRMNT	5 533	85 837	48 755
663 MINERAL MANUFACTURES, NES	106 331	27 769	15 814	881 PHOTOGRAPH APPAR. ETC. NES	1 748	13 410	7 648
664 GLASS	92 841	24 190	13 724	882 PHOTO. CINEMATOGRPH. SUPPL	9 002	15 647	8 929
665 GLASSWARE	34 246	14 152	7 997	884 OPTICAL GOODS NES	376	14 379	8 252
666 POTTERY	10 720	11 716	6 667	885 WATCHES AND CLOCKS	1 147	12 863	7 310
667 PEARLS, PRECIOUS STONES	.	.	.	891 ARMS AND AMUNITION	1 383	5 696	3 223
671 PIG IRON, SPIEGELEISN, ETC	6 851	1 264	699	892 PRINTED MATTER	71 205	54 550	30 861
672 INGOTS ETC. IRON OR STEEL	10 763	794	455	893 ARTICLES, NES, OF PLASTICS	61 387	62 712	35 747
673 FLAT-ROLLED IRON ETC.	1 197 283	80 837	45 938	894 BABY CARRIAGE, TOYS, GAMES	13 322	23 477	13 359
674 FLAT-ROLLED PLATED IRON	129 952	16 185	9 310	895 OFFICE, STATIONERY SUPPLS	4 968	15 776	8 977
675 FLAT-ROLLED, ALLOY STEEL	74 487	21 781	12 347	896 WORKS OF ART, ANTIQUE ETC	299	9 267	5 064
676 IRON, STL. BAR, SHAPES ETC.	337 763	37 671	21 427	897 GOLD, SILVERWARE, JEWL NES	173	26 575	15 083
677 RAILWAY TRACK IRON, STEEL	23 396	3 448	1 931	898 MUSICAL INSTRUMENTS, ETC.	6 860	25 226	14 369
678 WIRE OF IRON OR STEEL	8 335	1 394	795	899 MISC MANUFCTRD GOODS NES	7 355	20 664	11 685
679 TUBES, PIPES, ETC. IRON, STL	468 578	109 602	62 705	941 COMPL IND PLANT CHAPT 99	140	2 149	1 180
681 SILVER, PLATINUM, ETC.	290	9 946	5 645	971 GOLD, NONMONTYRY EXCL ORES	2	8 648	5 003
682 COPPER	51 986	37 761	21 490				
683 NICKEL	391	1 934	1 093	SWEDEN			
684 ALUMINIUM	104 334	66 243	37 779				
685 LEAD	5 571	961	547	IMPORTS	116 411 683	10 748 711	6 124 974
686 ZINC	6 006	1 450	833				
687 TIN	715	1 183	677	001 LIVE ANIMALS	209	224	129
689 MISC. NON-FERR. BASE METAL	287	293	163	012 OTHER MEAT, MEAT OFFAL	795	213	123
691 METALLIC STRUCTURES NES	95 711	41 374	23 574	016 MEAT, ED. OFFL, DRY, SLT, SMK	45	107	61



## 7 IMPORTS AND EXPORTS (SPECIAL TRADE) BY COUNTRIES OF PRODUCTION AND CONSUMPTION AND BY GROUPS OF THE SITC-REV. III 1988

GROUP DESCRIPTION	DT = 100 KG	1 000 DM	1 000 \$	GROUP DESCRIPTION	DT = 100 KG	1 000 DM	1 000 \$
017 MEAT, OFFL. PRPD, PRSVD, NES	12 497	6 059	3 445	651 TEXTILE YARN	16 379	8 600	4 916
022 MILK AND CREAM	419	146	83	652 COTTON FABRICS, WOVEN	5 262	13 754	7 854
023 BUTTER, OTHER FAT OF MILK	465	68	38	653 FABRICS, MAN-MADE FIBRES	2 986	11 108	6 359
024 CHEESE AND CURD	250	235	133	654 OTH. TEXTILE FABRIC, WOVEN	5 552	7 135	4 080
025 EGGS, BIRDS, YOLKS, ALBUMIN	7 674	621	345	655 KNIT, CROCHET, FABRIC NES	1 194	2 309	1 309
034 FISH, FRESH, CHILLED, FROZN	34 093	14 564	8 055	656 TULLE, LACE, EMBROIDRY, ETC	3 344	906	517
035 FISH, DRIED, SALTED, SMOKED	638	1 156	668	657 SPECIAL YARN, TYXL. FABRIC	26 308	38 600	22 079
036 CRUSTACEANS, MOLLUSCS ETC	2 174	163	93	658 TEXTILE ARTICLES NES	8 521	17 939	10 212
037 FISH ETC. PREPD, PRSVD, NES	2 057	2 279	1 295	659 FLOOR COVERINGS, ETC.	3 666	3 504	1 977
043 BARLEY, UNMILLED	16 129	434	248	661 LIME, CEMENT, CONSTR. MATRL	18 630	3 622	2 056
048 CEREAL PREPARATIONS	97 157	32 183	18 347	662 CLAY, REFRCT. CONSTR. MATRL	65 939	3 691	2 124
054 VEGETABLES	31 414	4 554	2 606	663 MINERAL MANUFACTURES, NES	56 310	9 429	5 384
056 VEGETABLES, PRPD, PRSVD, NES	5 914	1 547	886	664 GLASS	433 727	52 730	29 811
057 FRUIT, NUTS EXCL. OIL NUTS	1 024	449	242	665 GLASSWARE	15 211	9 376	5 347
058 FRUIT, PRESERVED, PREPARED	23 083	10 433	5 835	666 POTTERY	1 347	2 582	1 465
059 FRUIT, VEGETABLE JUICES	602	106	59	667 PEARLS, PRECIOUS STONES	.	.	.
062 SUGAR CONFECTIONERY	3 967	2 124	1 225	671 PIG IRON, SPIEGELEISN, ETC	442 625	68 451	39 048
071 COFFEE, COFFEE SUBSTITUTE	279	490	277	672 INGOTS ETC. IRON OR STEEL	415 676	47 589	27 238
072 COCOA	199	108	64	673 FLAT-ROLLED IRON ETC.	1 547 737	136 664	78 098
073 CHOCOLATE, OTH. COCOA PREP	39 010	37 197	21 074	674 FLAT-ROLLED PLATED IRON	131 766	13 980	8 009
081 ANIMAL FEED STUFF	18 111	823	472	675 FLAT-ROLLED, ALLOY STEEL	837 033	313 580	178 633
091 MARGARINE AND SHORTENING	318	105	61	676 IRON, STL. BAR, SHAPES ETC.	2 243 792	256 429	146 572
098 EDIBLE PROD. PREPRNS, NES	16 772	7 704	4 413	677 RAILWAY TRACK IRON, STEEL	12 433	959	551
112 ALCOHOLIC BEVERAGES	4 238	883	501	678 WIRE OF IRON OR STEEL	130 717	70 370	40 248
122 TOBACCO, MANUFACTURED	.	.	.	679 TUBES, PIPES, ETC. IRON, STL	415 947	198 867	113 444
211 HIDES, SKINS (EX. FURS), RAW	19 930	8 177	4 702	681 SILVER, PLATINUM, ETC.	1 386	53 192	30 478
212 FURSKINS, RAW	419	17 346	10 176	682 COPPER	91 267	53 440	30 404
222 OILSEED (SFT. FIX VEG. OIL)	14 112	648	367	683 NICKEL	3 192	8 335	4 770
232 SYNTHETIC RUBBER, ETC.	19 707	2 303	1 309	684 ALUMINIUM	324 747	123 279	70 303
246 WOOD IN CHIPS, PARTICLES	223 586	1 190	674	685 LEAD	56 922	7 225	4 117
247 WOOD ROUGH, ROUGH SQUARED	12 348	886	513	689 MISC. NON-FERR. BASE METAL	8 934	3 848	2 198
248 WOOD, SIMPLY WORKED	5 175 680	423 465	241 539	691 METALLIC STRUCTURES NES	93 434	39 419	22 475
251 PULP AND WASTE PAPER	7 926 411	924 228	525 693	692 CONTAINERS, STORAGE, TRNSP	20 547	13 954	7 892
263 COTTON	196	64	37	693 WIRE PRODUCTS EXCL. ELECT	3 140	1 250	699
266 SYNTHETIC FIBRES	456	114	65	694 NAILS, SCREWS, NUTS, ETC.	31 371	27 613	15 762
267 OTHER MAN-MADE FIBRES	16 618	4 786	2 762	695 TOOLS	17 619	175 791	100 159
268 WOOL, OTHER ANIMAL HAIR	646	360	214	696 CUTLERY	140	516	294
269 WORN CLOTHING, TEXTL. ARTL	2 530	227	131	697 HOUSEHOLD EQUIPMENT, NES	39 012	27 703	15 821
273 STONE, SAND AND GRAVEL	4 962 786	26 980	15 269	699 MANUFACT. BASE METAL, NES	106 815	100 072	56 999
278 OTHER CRUDE MINERALS	54 569	1 359	769	711 STEAM GENER. BOILERS, ETC.	1 134	1 990	1 112
281 IRON ORE, CONCENTRATES	56 822 186	287 157	162 077	712 STEAM TURBINES	744	1 291	744
282 FERROUS WASTE AND SCRAP	97 751	7 545	4 247	713 INTRNL COMBUS PSTN ENGIN	15 841	30 343	17 273
285 ALUMINIUM DRE, CONCR. ETC	4 928	82	47	714 ENGINES, MOTORS NON-ELECT	49	4 593	2 628
287 ORE, CONCENTR. BASE METALS	833 283	57 156	32 650	716 ROTATING ELECTRIC PLANT	23 765	36 181	20 514
288 NON-FERROUS WASTE, SCRAP	76 167	12 566	7 156	718 OTH. POWR. GENRNG. MACHNRY	8 704	72 420	41 276
289 PREC. METAL ORES, CONCRTRS	2 637	9 805	5 554	721 AGRIC. MACHINES, EX. TRACTR	14 466	43 637	24 730
291 CRUDE ANIMAL MATERIALS, NES	7 848	3 010	1 713	722 TRACTORS	3 715	8 702	4 995
292 CRUDE VEG. MATERIALS, NES	6 257	5 473	3 136	723 CIVIL ENGINEERING EQUIPT	81 986	83 599	47 479
325 COKE, SEMI-COKE, RET. CARBN	11 908	165	94	724 TEXTILE, LEATHER MACHINES	7 588	26 893	15 356
334 PETROLEUM PRODUCTS	14 038 398	303 685	174 305	725 PAPER, PULP MILL MACHINES	14 841	42 614	24 253
335 RESIDUAL PETROL. PRODUCTS	75 994	3 518	2 004	726 PRINTNG. BOOKBINDNG MACHS	7 872	25 631	14 570
411 ANIMAL OILS AND FATS	11 505	290	166	727 FOOD-PROCESS. MCH. NON DOM	3 215	6 743	3 786
421 FIXED VEG. FAT, OILS, SOFT	49 915	3 446	1 977	728 OTH. MACH. PTS, SPCL INDUST	45 946	138 618	79 024
422 FIXED VEG. FAT, OILS, OTHER	120 799	9 181	5 286	731 METAL REMOVAL WORK TOOLS	10 947	48 643	27 644
431 ANIMAL, VEG. FATS, OILS, NES	821	83	50	733 MACH-TOOLS, METAL-WORKING	4 537	9 490	5 427
491 HYDROCARBONS, NES, DERIVTS	137 283	10 725	6 084	735 PARTS, NES, FOR MACH-TOOLS	8 581	33 453	19 011
512 ALCOHOL, PHENOL, ETC. DERIV	95 666	6 338	3 564	737 METALWORKING MACHNRY NES	30 380	25 035	14 300
513 CARBOXYLIC ACIDS, DERIVTS	48 805	11 858	6 764	741 HEATNG, COOLNG EQUIP, PART	45 040	88 054	50 137
514 NITROGEN-FUNCT. COMPOUNDS	68 272	21 631	12 287	742 PUMPS FOR LIQUIDS, PARTS	14 579	41 589	23 671
515 ORGANO-INORGANIC COMPNDS	52 345	22 844	12 953	743 PUMPS NES, CENTRIFUGS ETC	39 346	77 366	43 899
516 OTHER ORGANIC CHEMICALS	3 189	6 442	3 640	744 MECHANICAL HANDLING EQUIP	101 737	137 328	78 068
522 INORGANIC CHEM. ELEMENTS	48 205	7 311	4 163	745 OTH. NONELEC MCH, TOOL, NES	20 912	76 269	43 657
523 METAL. SALTS, INORGAN. ACID	141 155	19 149	10 921	746 BALL OR ROLLER BEARINGS	44 393	84 681	48 352
524 OTHER CHEMICAL COMPOUNDS	261 405	25 824	14 741	747 TAPS, COCKS, VALVES, ETC.	12 550	44 461	25 358
525 RADIO-ACTIVE MATERIALS	93 154	11 849	6 725	748 TRANSMISSIONS SHAFTS ETC	53 477	37 522	21 386
531 SYNTH. COLOURS, LAKES, ETC.	415	57 559	33 038	749 NON-ELECT MACH. PARTS, ETC	3 380	14 973	8 581
533 PIGMENTS, PAINTS, ETC.	731	498	284	751 OFFICE MACHINES	1 791	18 566	10 642
541 MEDICINES, ETC. EXC. GRP542	51 275	16 338	9 298	752 AUTOMATC. DATA PROC. EQUIP	16 780	294 502	167 298
542 MEDICAMENTS	6 922	15 635	8 877	759 PARTS, FOR OFFICE MACHINS	3 428	97 939	55 925
551 ESSENTL. OIL, PERFUME, FLAVR	11 613	198 624	113 174	761 TELEVISION RECEIVERS ETC	3 391	8 215	4 623
553 PERFUMERY, COSMETICS, ETC.	1 667	704	405	762 RADIO-BROADCAST RECEIVER	10	293	169
554 SOAP, CLEANERS, POLISH, ETC	1 167	3 103	1 756	763 SOUND RECORDER, PHONOGRPH	33	247	142
562 FERTILIZER, EXCEPT GRP272	26 496	7 922	4 513	764 ELECTCOMM. EQUIP. PARTS NES	2 852	40 684	23 077
571 POLYMERS OF ETHYLENE	947 228	24 287	13 906	771 ELECT POWER MACHNRY, PARTS	4 702	17 842	10 180
572 POLYMERS OF STYRENE	317 488	82 937	47 302	772 ELEC. SWITCH. RELAY, CIRCUIT	12 864	39 717	22 656
573 POLYMERS, VINYL CHLORIDE	120 722	30 171	17 298	773 ELECTR DISTRIB. EQPT NES	55 515	29 299	16 631
574 POLYACETAL, POLYCARBONATE	114 446	22 044	12 600	774 ELECTRO-MEDCL. XRAY EQUIP	3 476	62 848	35 676
575 OTH. PLASTIC, PRIMARY FORM	8 979	2 855	1 621	775 DOM. ELEC. NON-ELEC. EQUIPT	82 383	132 696	75 915
579 PLASTIC WASTE, SCRAP ETC	151 056	36 199	20 615	776 TRANSISTORS, VALVES, ETC.	463	23 830	13 643
581 PLASTIC TUBE, PIPE, HOSE	23 654	2 671	1 509	778 ELECTRIC. MACH. APPART. NES	21 081	62 616	35 760
582 PLASTIC PLATE, SHEETS, ETC	16 562	18 723	10 699	781 PASS. MOTOR VEHCLS. EX. BUS	129 079	286 511	163 023
583 MONOFILAMENT OF PLASTICS	81 202	42 063	24 028	782 GOODS, SPCL TRANSPORT VEH	64 151	73 005	41 727
591 INSECTICIDES, ETC.	539	313	174	783 ROAD MOTOR VEHICLES NES	12 509	14 613	8 149
592 STARCHES, INULIN, ETC.	3 187	6 097	3 434	784 PARTS, TRACTORS, MOTOR VEH	114 333	159 246	90 635
593 EXPLOSIVES, PYROTECHNICS	49 852	12 471	7 112	785 CYCLES, MOTORCYCLES ETC.	2 167	4 644	2 656
597 PREPRD. ADDITIVES, LIQUIDS	954	1 973	1 129	786 TRAILERS, SEMI-TRAILR, ETC	7 079	9 543	5 456
598 MISC. CHEMICAL PRDTS, NES	4 038	1 292	731	791 RAILWAY VEHICLES, EQUIPNT	2 763	2 692	1 542
611 LEATHER	385 790	53 392	30 440	792 AIRCRAFT, ASSOCTD. EQUIPNT	1 288	47 401	27 270
612 MANUFACT. LEATHER ETC. NES	6 463	12 654	7 336	793 SHIP, BOAT, FLOAT. STRUCTRS	10 524	27 570	15 728
613 FURSKINS, TANNED, DRESSED	105	405	226	811 PREFABRICATED BUILDINGS	14 909	4 487	2 569
621 MATERIALS OF RUBBER	61	1 374	799	812 PLUMBNG, SANITRY, EQPT. ETC	12 444	8 388	4 763
625 RUBBER TYRES, TUBES, ETC.	30 479	16 165	9 219	813 LIGHTNG FIXTURES ETC. NES	31 609	46 288	26 440
629 ARTICLES OF RUBBER, NES	58 955	37 394	21 176	821 FURNITURE, CUSHIONS, ETC.	465 848	238 577	136 241
633 CORK MANUFACTURES	16 297	20 416	11 639	831 TRUNK, SUIT-CASES, BAG, ETC	448	863	495
634 VENEERS, PLYWOOD, ETC.	2 380	2 050	1 166	841 MENS, BOYS CLOTHNG, X-KNIT	690	5 584	3 218
635 WOOD MANUFACTURES, NES	193 286	19 539	11 179	842 WOMEN, GIRL CLOTHNG, XKNIT	98	1 183	677
641 PAPER AND PAPERBOARD	296 917	87 860	50 093	843 MENS, BOYS CLOTHNG, KNIT	60	559	315
642 PAPER, PAPERBOARD, CUT ETC	11 585 719	1 671 312	952 587	844 WOMEN, GIRLS CLOTHNG, KNIT	101	1 206	686
	500 584	112 721	64 162	845 OTHR. TEXTILE APPAREL, NES	684	5 615	3 194

7 IMPORTS AND EXPORTS (SPECIAL TRADE) BY COUNTRIES OF PRODUCTION AND CONSUMPTION AND BY GROUPS OF THE SITC-REV. III 1988

GROUP DESCRIPTION	DT = 100 KG	1 000 DM	1 000 \$	GROUP DESCRIPTION	DT = 100 KG	1 000 DM	1 000 \$
846 CLOTHING ACCESSRS,FABRIC	625	4 219	2 378	422 FIXED VEG.FAT,OILS,OTHER	4 883	668	383
848 CLOTHING,NONTXTL;HEADGEAR	1 792	7 037	3 943	431 ANIMAL,VEG.FATS,OILS,NES	54 098	7 416	4 212
851 FLOORWEAR	4 326	6 690	3 865	511 HYDROCARBONS,NES,DERIVTS	563 654	85 368	48 626
871 OPTICAL INSTRUMENTS,NES	37	1 622	921	512 ALCOHOL,PHENOL,ETC.DERIV	213 208	39 368	22 455
872 MEDICAL INSTRUMENTS,NES	6 221	65 817	37 526	513 CARBOXYLIC ACIDS,DERIVTS	263 698	54 553	31 134
873 METERS,COUNTERS,NES	381	3 196	1 795	514 NITROGEN-FUNCT.COMPOUNDS	74 071	36 412	20 771
874 MEASURE,CONTROL INSTRMNT	4 615	105 574	59 985	515 ORGANO-INORGANIC COMPND	17 257	16 328	9 340
881 PHOTOGRAPH APPAR,ETC.NES	432	9 108	5 146	516 OTHER ORGANIC CHEMICALS	147 112	30 347	17 255
882 PHOTO.CINEMATOGRPH.SUPL	4 207	19 319	11 056	522 INORGANIC CHEM.ELEMENTS	1 436 655	87 714	50 034
883 CINE.FILM EXPOS.DEVELPD	2	178	105	523 METAL.SALTS,INORGAN.ACID	469 146	29 135	16 665
884 OPTICAL GOODS NES	54	3 771	2 149	524 OTHER CHEMICAL COMPOUNDS	13 006	19 037	10 893
885 WATCHES AND CLOCKS	674	2 986	1 683	525 RADIO-ACTIVE MATERIALS	288	27 054	15 458
891 ARMS AND AMMUNITION	695	3 813	2 195	531 SYNTH.COLOURS,LAKES,ETC.	73 691	48 406	27 609
892 PRINTED MATTER	20 013	20 353	11 513	532 DYEING,TANNING MATERIALS	3 867	1 116	636
893 ARTICLES,NES,OF PLASTICS	71 760	67 586	38 564	533 PIGMENTS,PAINTS,ETC.	235 416	136 392	77 834
894 BABY CARRIAGE,TOYS,GAMES	12 246	15 207	8 605	541 MEDICINES,ETC.EXC.GRP542	9 143	45 306	25 847
895 OFFICE,STATIONERY SUPPLS	8 785	7 526	4 309	542 MEDICAMENTS	17 352	153 161	87 076
896 WORKS OF ART,ANTIQUE ETC	847	5 949	3 382	551 ESSNTL.OIL,PERFUME,FLAVR	1 334	5 000	2 844
897 GOLD,SILVERWARE,JEWEL NES	40	647	368	553 PERFUMERY,COSMETICS,ETC.	31 089	32 533	18 515
898 MUSICAL INSTRUMENTS,ETC.	2 193	13 160	7 449	554 SOAP,CLEANERS,POLISH,ETC	157 986	51 774	29 382
899 MISC MANUFCTRD GOODS NES	14 952	30 410	17 311	562 FERTILIZER,EXCEPT GRP272	1 902 539	45 199	25 938
961 COIN NONGOLD NONCURRENT	1	270	154	571 POLYMERS OF ETHYLENE	247 184	55 178	31 542
971 GOLD,NONMONTRY EXCL ORES	219	67 244	38 397	572 POLYMERS OF STYRENE	151 110	51 898	29 641
				573 POLYMERS,VINYL CHLORIDE	366 342	68 565	39 178
EXPORTS	42 616 279	16 650 229	9 490 171	574 POLYACETAL,POLYCARBONATE	161 339	83 531	47 688
001 LIVE ANIMALS	379	1 409	810	575 OTH.PLASTIC,PRIMARY FORM	671 440	194 212	110 556
011 BOVINE MEAT	93	79	43	579 PLASTIC WASTE, SCRAP ETC	15 294	1 868	1 077
012 OTHER MEAT, MEAT OFFAL	32 202	1 664	949	581 PLASTIC TUBE,PIPE,HOSE	19 483	21 919	12 501
016 MEAT,ED.OFFL,DRY,SLT,SMK	1 281	870	500	582 PLASTIC PLATE,SHEETS,ETC	235 599	173 626	99 174
017 MEAT,OFFL.PRPD,PRSD,NES	6 743	8 041	4 580	583 MONOFILAMENT OF PLASTICS	12 268	13 502	7 735
022 MILK AND CREAM	1 250	439	251	591 INSECTICIDES, ETC.	15 725	24 366	14 225
023 BUTTER,OTHER FAT OF MILK	500	57	31	592 STARCHES,INULIN,ETC.	302 890	35 428	20 247
024 CHEESE AND CURD	14 687	10 197	5 818	593 EXPLOSIVES, PYROTECHNICS	2 622	8 403	4 789
034 FISH,FRESH,CHILLED,FROZN	5 489	2 627	1 504	597 PREPRD ADDITIVES,LIQUIDS	153 185	47 733	26 962
035 FISH,DRIED,SALTED,SMOKED	1 086	113	65	598 MISC.CHEMICAL PRDTS.NES	620 086	166 906	95 271
036 CRUSTACEANS,MOLLUSCS ETC	72	86	47	611 LEATHER	2 068	8 359	4 778
037 FISH ETC.PRPD,PRSD,NES	3 814	2 238	1 277	612 MANUFACT. LEATHER ETC.NES	567	3 841	2 170
041 WHEAT, MESLIN, UNMILLED	33 258	3 814	335	613 FURSKINS,TANNED,DRESSED	183	2 445	1 415
042 RICE	15 010	1 552	878	621 MATERIALS OF RUBBER	42 719	43 483	24 734
043 BARLEY, UNMILLED	41 159	368	222	625 RUBBER TYRES,TUBES,ETC.	158 010	113 190	64 729
044 MAIZE UNMILLED	124	69	42	629 ARTICLES OF RUBBER, NES	27 273	52 903	30 187
045 OTHER CEREALS, UNMILLED	496 166	11 318	6 412	633 CRK MANUFACTURES	1 244	3 374	1 921
047 OTHER CEREAL MEAL,FLOURS	117 622	1 553	876	634 VENEERS, PLYWOOD, ETC.	233 578	44 219	25 251
048 CEREAL PREPARATIONS	83 946	25 704	14 675	635 WOOD MANUFACTURES, NES	24 957	9 335	5 356
054 VEGETABLES	224 993	14 241	8 283	641 PAPER AND PAPERBOARD	471 603	129 487	73 835
056 VEGETABLES,PRPD,PRSD,NES	20 644	8 529	4 844	642 PAPER,PAPERBOARD,CUT ETC	124 140	71 749	40 832
057 FRUIT,NUTS EXCL.OIL NUTS	68 919	10 655	6 070	651 TEXTILE YARN	96 217	101 278	57 921
058 FRUIT,PRESERVED,PREPARED	13 923	5 783	3 297	652 COTTON FABRICS, WOVEN	9 499	24 253	13 864
059 FRUIT,VEGETABLE JUICES	13 796	4 512	2 586	653 FABRICS,MAN-MADE FIBRES	23 530	65 207	37 267
061 SUGARS,MOLASSES,HONEY	3 856	814	461	654 OTH.TEXTILE FABRIC,WOVEN	14 560	21 111	12 071
062 SUGAR CONFECTIONERY	10 826	5 600	3 211	655 KNIT,CROCHET.FABRIC NES	3 443	10 425	5 942
071 COFFEE,COFFEE SUBSTITUTE	13 441	18 078	10 345	656 TULLE,LACE,EMBROIDRY,ETC	2 523	9 415	5 365
072 COCOA	25 731	14 747	8 362	657 SPECIAL YARN,TXTL.FABRIC	44 987	81 803	46 655
073 CHOCOLATE,OTH.COCOA PREP	14 388	9 747	5 507	658 TEXTILE ARTICLES NES	7 777	15 546	8 832
074 TEA AND MATE	805	726	411	659 FLOOR COVERINGS, ETC.	32 661	32 501	18 481
075 SPICES	2 070	1 595	906	661 LIME,CEMENT,CONSTR.MATRL	28 257	2 859	1 620
081 ANIMAL FEED STUFF	950 249	77 456	44 183	662 CLAY,REFRCT.CONSTR.MATRL	330 956	42 310	24 033
081 MARGARINE AND SHORTENING	1 666	323	183	663 MINERAL MANUFACTURES,NES	127 819	76 019	43 284
098 EDIBLE PROD.PREPRTS,NES	58 243	22 617	12 899	664 GLASS	302 838	73 103	41 667
111 NON-ALCOHOL.BEVERAGE,NES	18 239	5 503	3 162	665 GLASSWARE	88 608	43 986	25 120
112 ALCOHOLIC BEVERAGES	165 721	34 650	19 739	666 POTTERY	38 159	42 064	23 944
122 TOBACCO, MANUFACTURED	1 970	3 843	2 188	667 PEARLS,PRECIOUS STONES			
211 HIDES,SKINS(EX.FURS),RAW	5 768	2 639	1 466	671 PIG IRON,SPIEGELISN,ETC	172 425	42 507	24 251
212 FURSKINS, RAW	24	192	113	672 INGOTS ETC.IRON OR STEEL	138 495	22 973	13 075
222 OILSEED(SFT.FIX VEG.OIL)	15 463	1 346	763	673 FLAT-ROLLED IRON ETC.	1 537 351	134 969	76 690
223 OILSEED(OTH.FIX.VEG.OIL)	4 648	487	279	674 FLAT-ROLLED PLATED IRON	995 846	116 521	66 518
231 NATURAL RUBBER, ETC.	1 574	324	183	675 FLAT-ROLLED, ALLOY STEEL	205 841	64 983	36 960
232 SYNTHETIC RUBBER, ETC.	59 224	17 546	10 074	676 IRON,STL.BAR,SHAPES ETC.	916 099	101 775	58 026
245 FUEL WOOD, WOOD CHARCDAL	1 865	247	142	677 RAILWAY TRACK IRON,STEEL	9 619	3 032	1 701
246 WOOD IN CHIPS, PARTICLES	522 302	5 963	3 366	678 WIRE OF IRON OR STEEL	43 769	8 199	5 027
247 WOOD ROUGH,ROUGH SQUARED	7 742 183	80 955	45 991	679 TUBES,PIPES,ETC.IRON,STL	736 349	177 318	101 073
248 WOOD, SIMPLY WORKED	173 702	14 899	8 531	681 SILVER,PLATINUM,ETC.	875	22 588	12 908
251 PULP AND WASTE PAPER	601 173	13 328	7 534	682 COPPER	263 091	159 935	90 991
253 COTTON	17 863	3 772	2 142	683 NICKEL	1 993	5 071	2 885
265 VEGETABLE TEXTILE FIBRES	775	156	89	684 ALUMINIUM	293 138	165 855	94 189
266 SYNTHETIC FIBRES	43 594	12 644	7 233	685 LEAD	13 681	3 850	2 210
267 OTHER MAN-MADE FIBRES	4 508	770	438	686 ZINC	5 756	1 707	973
268 WOOL, OTHER ANIMAL HAIR	1 933	1 764	1 003	687 TIN	680	1 171	666
269 WORN CLOTHING,TEXTL.ARTL	1 210	240	140	688 MISC.NON-FERR.BASE METAL	5 467	5 495	3 113
272 FERTILIZERS, CRUDE	10 751	578	331	691 METALLIC STRUCTURES NES	114 673	56 507	32 296
273 STONE, SAND AND GRAVEL	161 196	3 733	2 127	692 CONTAINERS,STORAGE,TRNSP	38 480	26 695	15 213
274 SULPHUR,UNRSTD.IRON PYRS	7 324	570	323	693 WIRE PRODUCTS EXCL.ELECT	217 624	33 029	18 739
277 NATURAL ABRASIVES, NES	1 207	109	63	694 NUTLS,SCREWS,NUTS,ETC.	129 548	108 005	61 542
278 OTHER CRUDE MINERALS	3 396 657	28 338	16 177	695 TOOLS	33 194	137 218	78 146
282 FERROUS WASTE AND SCRAP	2 373 261	203 498	115 965	696 CUTLERY	2 081	12 797	7 254
285 ALUMINIUM ORE,CONCTR,ETC	230 794	3 284	1 879	697 HOUSEHOLD EQUIPMENT,NES	11 977	13 725	7 797
287 ORE,CONCENTR.BASE METALS	4 161	987	569	699 MANUFACTS.BASE METAL,NES	373 065	383 421	218 770
288 NON-FERROUS WASTE,SCRAP	488 702	77 575	43 937	700 CPL IND PLANT (84/85/87)	383	1 547	904
289 PREC.METAL ORES,CONCTR	372	57	31	711 STEAM GENER. BOILERS,ETC.	3 777	4 187	2 350
291 CRUDE ANIMAL MATERLS.NES	28 272	13 060	7 439	712 STEAM TURBINES	3 191	7 800	4 275
292 CRUDE VEG.MATERIALS, NES	53 896	22 713	13 032	713 INTRNL COMBUS PSTN ENGIN	175 442	379 365	216 342
321 COAL,NOT AGGLOMERATED	13 281	606	349	714 ENGINES,MOTORS NON-ELECT	139	17 325	9 942
322 BRIQUETTES,LIGNITE,PEAT	17 184	2 110	1 231	716 ROTATING ELECTRIC PLANT	54 006	124 828	70 994
325 COKE,SEMI-COKE,RET.CARB	287 766	8 350	4 754	718 OTH.POWR.GENRTRNG,MACHNRY	6 242	41 707	23 780
334 PETROLEUM PRODUCTS	913 590	34 944	19 542	721 AGRIC.MACHINES,EX.TRACTR	51 402	55 849	32 025
335 RESIDUAL PETROL.PRODUCTS	198 124	15 073	8 536	722 TRACTORS	45 709	54 645	31 227
411 ANIMAL OILS AND FATS	2 985	347	195	723 CIVIL ENGINEERING EQUIPT	116 584	112 813	64 389
421 FIXED VEG.FAT,OILS, SOFT	119 579	10 363	5 821	724 TEXTILE,LEATHER MACHINES	16 270	89 878	34 018
				725 PAPER,PULP MILL MACHINES	19 889	81 881	46 255

7 IMPORTS AND EXPORTS (SPECIAL TRADE) BY COUNTRIES OF PRODUCTION AND CONSUMPTION AND BY GROUPS OF THE SITC-REV. III 1988

GROUP DESCRIPTION	DT = 100 KG	1 000 DM	1 000 \$	GROUP DESCRIPTION	DT = 100 KG	1 000 DM	1 000 \$
726 PRINTNG,BOOKBINDNG MACHS	28 559	132 705	75 564	266 SYNTHETIC FIBRES	550	166	95
727 FOOD-PROCESS.MCH.NON DOM	6 916	33 374	18 900	267 OTHER MAN-MADE FIBRES	147 161	47 318	26 828
728 OTH.MACH,PTS,SPCL INDUST	127 288	367 442	208 672	273 STONE, SAND AND GRAVEL	79 452	2 154	1 248
731 METAL REMOVAL WORK TOOLS	35 809	164 380	93 120	274 SULPHUR,UNRSTD.IRON PYRS	1 014 916	7 232	4 097
733 MACH-TOOLS,METAL-WORKING	40 333	88 431	51 066	278 OTHER CRUDE MINERALS	526 590	13 118	7 459
735 PARTS,NES,FOR MACH-TOOLS	7 219	53 969	30 678	282 FERROUS WASTE AND SCRAP	11 604	2 167	1 219
737 METALWORKING MACHNRY NES	42 692	71 964	41 011	284 NICKEL DRES,CONCTR,MATTE	100	194	110
741 HEATING,COOLNG EQIP,PART	.	.	.	287 ORE,CONCENTR.BASE METALS	63 924	5 251	2 871
742 PUMPS FOR LIQUIDS,PARTS	65 414	286 447	162 870	288 NON-FERROUS WASTE,SCRAP	40 875	4 563	2 585
743 PUMPS NES,CENTRIFUGS ETC	138 902	244 063	138 934	289 PREC.METAL DRES,CONCTR	13	1 908	1 091
744 MECHANICAL HANDLING EQIP	132 610	159 144	90 503	291 CRUDE ANIMAL MATERLS.NES	5 457	1 020	575
745 OTH.NONELEC MCH,TOOL,NES	50 610	179 519	102 228	292 CRUDE VEG.MATERIALS, NES	3 851	3 240	1 772
746 BALL OR ROLLER BEARINGS	57 828	121 332	69 047	334 PETROLEUM PRODUCTS	4 285 776	109 637	63 154
747 TAPS,COCKS,VALVES,ETC.	27 012	122 339	69 498	335 RESIDUAL PETROL.PRODUCTS	94 955	1 552	892
748 TRANSMISSIONS SHAFTS ETC	153 024	178 954	102 105	421 FIXED VEG.FAT,OILS, SOFT	37 847	2 477	1 437
749 NON-ELECT MACH.PARTS,ETC	46 118	90 027	51 206	431 ANIMAL,VEG.FATS,OILS,NES	40 064	3 186	1 783
751 OFFICE MACHINES	6 114	43 878	25 100	511 HYDROCARBONS,NES,DERIVTS	609 256	40 277	23 309
752 AUTOMATC.DATA PROC.EQIP	12 484	197 591	112 484	512 ALCOHOL,PHENOL,ETC.DERIV	3 481	2 939	1 690
759 PARTS,FOR OFFICE MACHINS	6 538	118 613	67 908	513 CARBOXYLIC ACIDS,DERIVTS	4 637	891	513
761 TELEVISION RECEIVERS ETC	29 043	82 463	46 761	514 NITROGEN-FUNCT.COMPOUNDS	1 025	2 261	1 286
762 RADIO-BROADCAST RECEIVER	2 468	23 239	13 197	515 ORGANO-INORGANIC COMPNDS	5 139	7 330	4 157
763 SOUND RECORDER,PHONOGRPH	1 384	15 234	8 677	516 OTHER ORGANIC CHEMICALS	166 776	12 120	6 971
764 TELECOMM.EQIP.PARTS NES	9 731	86 945	49 645	522 INORGANIC CHEM.ELEMENTS	47 899	6 330	3 578
771 ELECT POWER MACHNRY.PARTS	33 370	65 959	37 598	523 METAL.SALTS,INORGAN.ACID	26 662	3 336	1 901
772 ELEC.SWITCH.RELAY.CIRCUIT	78 910	424 816	241 714	524 OTHER CHEMICAL COMPOUNDS	16 362	2 424	1 352
773 ELECTR DISTRIB.EQPT NES	87 462	119 889	68 224	525 RADIO-ACTIVE MATERIALS		159	90
774 ELECTRO-MEDCL.XRAY EQIP	2 965	52 681	29 995	531 SYNTH.COLOURS, LAKES,ETC.	126	287	166
775 DOM.ELEC, NON-ELEC. EQUIPT	154 213	206 933	117 798	533 PIGMENTS, PAINTS, ETC.	80 090	37 027	21 074
776 TRANSISTORS, VALVES, ETC.	21 150	79 158	44 954	541 MEDICINES, ETC. EXC. GRP542	1 128	9 153	5 219
778 ELECTRIC. MACH. APPART. NES	304 224	480 317	273 925	542 MEDICAMENTS	207	6 307	3 635
781 PASS.MOTOR VECHLS.EX.BUS	1 082 401	2 088 294	1 195 315	553 PERFUMERY, COSMETICS, ETC.	336	885	499
782 GOODS, SPCL TRANSPORT VEH	136 681	207 936	118 687	554 SOAP,CLEANERS,POLISH,ETC	781	326	182
783 ROAD MOTOR VEHICLES NES	23 180	64 544	36 959	571 POLYMERS OF ETHYLENE	31 663	6 983	3 996
784 PARTS,TRACTORS,MOTOR VEH	906 881	954 955	544 843	572 POLYMERS OF STYRENE	10 415	3 540	2 032
785 CYCLES,MOTORCYCLES ETC.	11 879	28 141	16 153	573 POLYMERS,VINYL CHLORIDE	20 556	3 141	1 782
786 TRAILERS,SEMI-TRAILR,ETC	163 371	132 620	75 628	575 OTH.PLASTIC,PRIMARY FORM	21 454	8 053	4 605
791 RAILWAY VEHICLES,EQUIPNT	21 416	23 661	13 342	579 PLASTIC WASTE, SCRAP ETC	2 374	202	113
792 AIRCRAFT,ASOCTD.EQUIPNT	630	11 820	6 746	581 PLASTIC TUBE,PIPE,HOSE	2 549	7 786	4 380
793 SHIP,BOAT,FLOAT.STRUCTRS	127 240	82 570	47 187	582 PLASTIC PLATE,SHEETS,ETC	62 580	29 412	16 774
811 PREFABRICATED BUILDINGS	1 117	787	439	583 MONOFILAMENT OF PLASTICS	116	117	65
812 PLUMBNG,SANITRY,EQPT,ETC	5 137	10 254	5 839	591 INSECTICIDES, ETC.	1 446	1 085	629
813 LIGHTNG FIXTURES ETC.NES	15 787	47 682	27 162	592 STARCHES,INULIN,ETC.	15 586	2 226	1 273
821 FURNITURE,CUSHIONS,ETC.	180 351	147 313	84 142	593 EXPLOSIVES,PYROTECHNICS	917	914	522
831 TRUNK,SUIT-CASES,BAG,ETC	3 668	10 585	6 006	597 PREPRED ADDITIVES,LIQUIDS	1 350	513	286
841 MENS,BOYS CLOTHNG,X-KNIT	3 211	28 918	16 475	598 MISC.CHEMICAL PRDCTS.NES	94 730	17 885	10 198
842 WOMEN,GIRL CLOTHNG,XKNIT	6 190	86 540	48 901	611 LEATHER	6 076	11 763	6 808
843 MENS,BOYS CLOTHNG,KNIT	138	943	537	612 MANUFACT. LEATHER ETC.NES	8	110	60
844 WOMEN,GIRLS CLOTHNG,KNIT	510	6 918	3 909	613 FURSKINS,TANNED,DRESSED	183	5 861	3 325
845 OTHR.TEXTILE APPAREL,NES	1 480	19 425	11 049	621 MATERIALS OF RUBBER	337	376	211
846 CLOTHING ACCESSRS,FABRIC	1 614	15 374	8 682	625 RUBBER TYRES,TUBES,ETC.	11 713	7 314	4 129
848 CLOTHNG,NONTXTL;HEADGEAR	1 861	15 982	9 046	629 ARTICLES OF RUBBER, NES	1 895	1 680	962
851 FOOTWEAR	6 714	33 853	19 231	634 VENEERS, PLYWOOD, ETC.	775 223	178 101	101 590
871 OPTICAL INSTRUMENTS, NES	534	17 432	9 916	635 WOOD MANUFACTURES, NES	99 218	38 974	22 251
872 MEDICAL INSTRUMENTS NES	6 167	56 116	31 986	641 PAPER AND PAPERBOARD	9 868 885	1 343 072	766 347
873 METERS,COUNTERS, NES	10 013	76 187	43 389	642 PAPER,PAPERBOARD,CUT ETC	333 473	59 463	33 680
874 MEASURE,CONTROL INSTRMNT	30 552	490 001	279 144	651 TEXTILE YARN	2 735	1 280	720
881 PHOTOGRAPH APPAR.ETC.NES	4 557	35 673	20 383	652 COTTON FABRICS, WOVEN	1 636	3 827	2 170
882 PHOTO.CINEMATOGRPH.SUPPL	29 480	56 282	31 970	653 FABRICS,MAN-MADE FIBRES	385	1 300	745
883 CINE.FILM EXPOSD.DEVELPD	42	282	155	654 OTH.TEXTILE FABRIC,WOVEN	193	159	94
884 OPTICAL GOODS NES	1 086	54 857	31 363	655 KNIT.CROCHET.FABRIC NES	84	154	87
885 WATCHES AND CLOCKS	3 337	31 336	17 785	656 TULLE,LACE,EMBROIDRY,ETC	420	584	333
891 ARMS AND AMMUNITION	2 493	11 557	6 589	657 SPECIAL YARN,TXTL.FABRIC	15 799	13 270	7 558
892 PRINTED MATTER	247 652	145 935	82 395	658 TEXTILE ARTICLES NES	2 106	4 876	2 787
893 ARTICLES, NES, OF PLASTICS	157 879	163 376	93 101	659 FLOOR COVERINGS, ETC.	1 620	3 890	2 216
894 BABY CARRIAGE, TOYS, GAMES	22 481	42 208	24 005	661 LIME,CEMENT,CONSTR.MATRL	8 085	1 471	824
895 OFFICE, STATIONERY SUPPLS	8 167	30 092	17 129	662 CLAY,REFRCT.CONSTR.MATRL	272	91	52
896 WORKS OF ART, ANTIQUE ETC	61	24 537	13 351	663 MINERAL MANUFACTURES, NES	78 176	13 090	7 421
897 GOLD,SILVERWARE, JEWL NES	352	27 090	15 333	664 GLASS	271 931	76 145	43 450
898 MUSICAL INSTRUMENTS,ETC.	30 101	82 627	46 975	665 GLASSWARE	622	1 194	683
899 MISC MANUFCTRD GOODS NES	18 097	49 585	28 236	666 POTTERY	1 044	1 437	831
914 COMPL IND PLANT CHAPT 99	51	759	433	667 PEARLS,PRECIOUS STONES	.	.	.
971 GOLD, NONMONTRY EXCL ORES	37	18 395	10 546	671 PIG IRON,SPIEGELEISN,ETC	194 829	23 913	13 535
FINLAND				672 INGOTS ETC. IRON OR STEEL	422	138	77
IMPORTS	31 288 537	4 642 202	2 645 227	673 FLAT-ROLLED IRON ETC.	1 557 639	130 021	74 763
001 LIVE ANIMALS	33	81	46	674 FLAT-ROLLED PLATED IRON	83 407	9 388	5 323
024 CHEESE AND CURD	2 442	1 742	978	675 FLAT-ROLLED, ALLOY STEEL	272 512	104 802	59 209
025 EGGS,BIRDS,YOLKS,ALBUMIN	14 604	791	447	676 IRON,STL.BAR,SHAPES ETC.	513 347	44 241	25 330
034 FISH,FRESH,CHILLED,FROZN	651	195	109	679 TUBES,PIPES,ETC.IRON,STL	96 203	32 054	18 173
048 CEREAL PREPARATIONS	17 466	4 861	2 772	681 SILVER,PLATINUM,ETC.	29	962	555
054 VEGETABLES	717	381	213	682 COPPER	98 537	60 191	34 261
056 VEGETABLES,PRPD,PRSD, NES	170	117	67	683 NICKEL	19 564	37 494	21 352
057 FRUIT,NUTS EXCL.OIL NUTS	1 777	517	299	684 ALUMINIUM	80 915	32 682	18 496
058 FRUIT,PRESERVED,PREPARED	9 018	3 717	2 100	685 LEAD	908	95	57
061 SUGARS,MOLASSES,HONEY	30 322	7 269	4 060	686 ZINC	108 362	23 674	13 379
062 SUGAR CONFECTIONERY	2 312	1 175	661	689 MISC.NON-FERR.BASE METAL	388	702	399
071 COFFEE,COFFEE SUBSTITUTE	1 156	378	208	691 METALLIC STRUCTURES NES	13 057	6 576	3 795
073 CHOCOLATE,OTH.COCCA PREP	14 611	9 550	5 391	692 CONTAINERS,STORAGE,TRNSP	687	548	314
081 ANIMAL FEED STUFF	7 787	140	80	693 WIRE PRODUCTS EXCL.ELECT	160	145	83
098 EDIBLE PRD.PREPRTNS, NES	2 760	663	373	694 NAILS, SCREWS, NUTS, ETC.	312	286	158
112 ALCOHOLIC BEVERAGES	963	763	432	695 TOOLS	1 947	3 883	2 194
211 HIDES,SKINS(EX.FURS),RAW	23 316	7 850	4 492	696 CUTLERY	194	1 807	1 035
212 FURSKINS, RAW	2 140	48 315	28 111	697 HOUSEHOLD EQUIPMENT, NES	1 504	2 296	1 308
232 SYNTHETIC RUBBER, ETC.	452	92	54	699 MANUFACTS.BASE METAL, NES	6 486	5 448	3 103
247 WOOD ROUGH,ROUGH SQUARED	40 025	2 246	1 292	711 STEAM GENER. BOILERS, ETC.	770	803	457
248 WOOD, SIMPLY WORKED	3 613 667	292 678	167 176	712 STEAM TURBINES	1 183	3 046	1 704
251 PULP AND WASTE PAPER	4 628 678	528 678	300 442	713 INTRNL COMBUS PSTN ENGIN	6 997	14 456	8 066
				714 ENGINES, MOTORS NON-ELECT	453	26 209	14 901
				716 ROTATING ELECTRIC PLANT	10 758	14 399	8 087
				718 OTH. POWR. GENRTNG. MACHNRY	287	4 814	2 726

7 IMPORTS AND EXPORTS (SPECIAL TRADE) BY COUNTRIES OF PRODUCTION AND CONSUMPTION AND BY GROUPS OF THE SITC-REV. III 1988

GROUP DESCRIPTION	DT = 100 KG	1 000 DM	1 000 \$	GROUP DESCRIPTION	DT = 100 KG	1 000 DM	1 000 \$
721 AGRIC. MACHINES, EX. TRACTR	2 848	3 131	1 773	074 TEA AND MATE	191	233	133
722 TRACTORS	908	1 713	992	075 SPICES	1 748	1 027	571
723 CIVIL ENGINEERING EQUIPT	5 580	19 444	10 993	081 ANIMAL FEED STUFF	57 155	5 727	3 200
724 TEXTILE, LEATHER MACHINES	2 556	2 986	1 711	091 MARGARINE AND SHORTENING	551	185	104
725 PAPER, PULP MILL MACHINES	19 908	54 415	30 397	098 EDIBLE PRD. PREPRTRS, NES	15 198	6 813	3 867
726 PRINTNG, BOOKBINDNG MACHS	2 441	2 651	1 489	111 NON-ALCOHOL. BEVERAGE, NES	6 093	1 385	789
727 FOOD-PROCESS. MCH. NON DOM	2 457	1 470	832	112 ALCOHOLIC BEVERAGES	25 091	5 460	3 091
728 OTH. MACH, PTS, SPL INDUSTR	8 456	19 204	10 874	122 TOBACCO, MANUFACTURED	236	758	450
731 METAL REMOVAL WORK TOOLS	882	2 276	1 290	211 HIDES, SKINS (EX. FURS), RAW	3 850	1 508	883
733 MACH-TOOLS, METAL-WORKING	1 150	1 845	1 054	212 FURSKINS, RAW	9	167	99
735 PARTS, NES, FOR MACH-TOOLS	1 239	2 878	1 617	222 OILSEED (SFT. FIX VEG. OIL)	3 521	400	224
737 METALWORKING MACHNRY NES	3 206	6 867	3 916	223 OILSEED (OTH. FIX. VEG. OIL)	626	167	94
741 HEATNG, COOLNG EQUIP, PART	13 063	18 359	10 450	231 NATURAL RUBBER, ETC.	922	265	149
742 PUMPS FOR LIQUIDS, PARTS	1 899	7 144	4 108	232 SYNTHETIC RUBBER, ETC.	94 799	12 665	7 141
743 PUMPS NES, CENTRIFUGS ETC	3 462	8 918	5 036	245 FUEL WOOD, WOOD CHARCOAL	650	65	38
744 MECHANICAL HANDLNG EQUIP	21 913	28 998	16 564	246 WOOD IN CHIPS, PARTICLES	14 755	172	101
745 OTH. NONELEC MCH, TOOL, NES	24 244	27 644	15 872	247 WOOD ROUGH, ROUGH SQUARED	486 305	6 205	3 522
746 BALL OR ROLLER BEARINGS	73	160	86	248 WOOD, SIMPLY WORKED	42 734	5 653	3 242
747 TAPS, COCKS, VALVES, ETC.	6 789	19 028	10 842	251 PULP AND WASTE PAPER	74 417	6 858	3 871
748 TRANSMISSIONS SHAFTS ETC	2 112	6 084	3 462	263 COTTON	6 192	1 150	666
749 NON-ELECT MACH. PARTS, ETC	868	4 000	2 244	266 SYNTHETIC FIBRES	37 836	11 043	6 326
751 OFFICE MACHINES	16	163	91	267 OTHER MAN-MADE FIBRES	7 635	2 342	1 328
752 AUTOMATC. DATA PROC. EQUIP	3 878	47 634	27 069	268 WOOL, OTHER ANIMAL HAIR	2 045	2 374	1 359
759 PARTS, FOR OFFICE MACHINS	372	12 088	6 866	269 WORN CLOTHING, TEXTL. ARTL	6 548	1 124	646
761 TELEVISION RECEIVERS ETC	33 950	86 915	49 969	273 STONE, SAND AND GRAVEL	31 588	987	555
763 SOUND RECORDER, PHONOGRPH	41	383	222	274 SULPHUR, UNRSTD. IRON PYRS	189 038	3 655	2 051
764 TELECOMM. EQUIP. PARTS NES	875	12 230	6 935	277 NATURAL ABRASIVES, NES	840	65	37
771 ELECT POWER MACHNY. PARTS	24 848	33 305	18 882	278 OTHER CRUDE MINERALS	1 711 136	18 276	10 408
772 ELEC. SWITCH. RELAY. CIRCUIT	2 742	11 705	6 683	282 FERROUS WASTE AND SCRAP	8 029	183	104
773 ELECTP. DISTRIB. EQPT NES	12 884	7 879	4 455	285 ALUMINIUM ORE, CONCTR. ETC	10 215	1 231	707
774 ELECTRO-MEDCL. XRAY EQUIP	1 806	17 158	9 769	287 ORE, CONCENTR. BASE METALS	42 401	1 878	1 137
775 DOM. ELEC. NON-ELEC. EQUIPT	6 373	7 123	4 075	288 NON-FERROUS WASTE, SCRAP	41 440	5 793	3 275
776 TRANSISTORS, VALVES, ETC.	381	3 873	2 220	291 CRUDE ANIMAL MATERLS. NES	1 744	2 060	1 172
778 ELECTRIC. MACH. APPART. NES	1 719	10 074	5 833	292 CRUDE VEG. MATERIALS, NES	22 147	12 114	6 922
781 PASS. MOTOR VEHCLS. EX. BUS	23 254	48 094	27 533	325 COKE, SEMI-COKE, RET. CARBN	1 212 916	20 552	11 668
782 GOODS, SPLCL TRANSPORT VEH	3 323	5 634	3 266	334 PETROLEUM PRODUCTS	112 970	9 515	5 398
783 ROAD MOTOR VEHICLES NES	82	162	97	335 RESIDUAL PETROL. PRODUCTS	73 086	8 041	4 592
784 PARTS, TRACTORS, MOTOR VEH	18 754	17 483	10 007	421 FIXED VEG. FAT, OILS, SOFT	3 105	582	332
785 CYCLES, MOTORCYCLES ETC.	1 965	1 768	1 017	422 FIXED VEG. FAT, OILS, OTHER	1 216	444	255
786 TRAILERS, SEMI-TRAILR, ETC	6 492	3 317	1 868	431 ANIMAL, VEG. FATS, OILS, NES	3 177	976	552
791 RAILWAY VEHICLES. EQUIPNT	23	128	74	511 HYDROCARBONS, NES, DERIVTS	117 523	14 607	8 179
792 AIRCRAFT, ASSOCTD. EQUIPNT	22	2 312	1 323	512 ALCOHOL, PHENOL, ETC. DERIV	108 522	16 671	9 508
793 SHIP, BOAT, FLOAT. STRUCTRS	147 029	16 142	9 149	513 CARBOXYLIC ACIDS, DERIVTS	77 171	22 025	12 544
811 PREFABRICATED BUILDINGS	32 087	7 608	4 267	514 NITROGEN-FUNCT. COMPOUNDS	60 635	22 256	12 744
812 PLUMBNG, SANITRY, EQPT. ETC	83 726	28 086	16 066	515 ORGANO-INORGANIC COMPNDS	6 389	7 308	4 164
813 LIGHTNG FIXTURES ETC. NES	9 189	16 264	9 288	516 OTHER ORGANIC CHEMICALS	25 310	11 861	6 730
821 FURNITURE, CUSHIONS, ETC.	90 936	49 100	27 974	522 INORGANIC CHEM. ELEMENTS	2 118 353	72 284	40 696
831 TRUNK, SUIT-CASES, BAG, ETC	57	294	164	523 METAL. SALTS, INORGAN. ACID	179 258	18 248	10 347
841 MENS, BOYS CLOTHNG, X-KNIT	1 173	16 922	9 463	524 OTHER CHEMICAL COMPOUNDS	10 582	3 873	2 198
842 WOMEN, GIRL CLOTHNG, XKNIT	977	14 670	8 171	525 RADIO-ACTIVE MATERIALS	5	1 614	916
843 MENS, BOYS CLOTHING, KNIT	80	999	574	531 SYNTH. COLOURS, LAKES, ETC.	73 655	55 731	31 692
844 WOMEN, GIRLS CLOTHING, KNIT	2 615	19 602	11 191	532 DYEING, TANNING MATERIALS	5 716	1 535	878
845 OTHR. TEXTILE APPAREL, NES	751	12 486	6 999	533 PIGMENTS, PAINTS, ETC.	110 788	59 687	34 009
846 CLGTHNG ACCESSRS, FABRIC	46	694	387	541 MEDICINES, ETC. EXC. GRP542	3 768	21 250	12 114
848 CLOTHNG, NONTEXTL; HEADGEAR	428	7 516	4 236	542 MEDICAMENTS	8 214	55 753	31 740
851 FOOTWEAR	1 408	6 204	3 553	545 ESSENTL. OIL, PERFUME, FLAVR	862	3 903	2 229
871 OPTICAL INSTRUMENTS, NES	10	266	146	553 PERFUMERY, COSMETICS, ETC.	14 833	21 176	12 057
872 MEDICAL INSTRUMENTS NES	614	9 623	5 492	554 SOAP, CLEANERS, POLISH, ETC	84 276	28 498	16 263
873 METERS, COUNTERS, NES	10	244	137	562 FERTILIZER, EXCEPT GRP272	3 466	647	366
874 MEASURE, CONTROL INSTRMNT	989	29 331	16 601	571 POLYMERS OF ETHYLENE	209 107	44 394	25 425
881 PHOTOGRAPH APPAR. ETC. NES	52	893	507	572 POLYMERS OF STYRENE	147 434	36 114	20 531
882 PHOTO. CINEMATOGRPH. SUPPL	457	273	154	573 POLYMERS, VINYL CHLORIDE	53 975	11 833	6 732
883 CINE. FILM EXPOSD. DEVELPD	1	233	138	574 POLYACETAL, POLYCARBONATE	86 823	38 720	22 112
884 OPTICAL GOODS NES	15	178	100	575 OTH. PLASTIC, PRIMARY FORM	323 323	115 053	65 534
885 WATCHES AND CLOCKS	10	876	496	579 PLASTIC WASTE, SCRAP ETC	1 100	153	89
891 ARMS AND AMMUNITION	592	2 551	1 470	581 PLASTIC TUBE, PIPE, HOSE	10 757	15 761	8 976
892 PRINTED MATTER	24 682	9 091	5 215	582 PLASTIC PLATE, SHEETS, ETC	101 153	73 024	41 635
893 ARTICLES, NES, OF PLASTICS	13 274	16 525	9 321	583 MONOFILAMENT OF PLASTICS	5 464	5 096	2 905
894 BABY CARRIAGE, TOYS, GAMES	14 751	13 684	7 756	591 INSECTICIDES, ETC.	8 968	10 778	6 288
895 OFFICE, STATIONERY SUPPLS	177	330	181	592 STARCHES, INULIN, ETC.	292 150	26 225	14 972
896 WORKS OF ART, ANTIQUE ETC	233	1 467	823	593 EXPLOSIVES, PYROTECHNICS	1 109	2 384	1 347
897 GOLD, SILVERWARE, JEWEL NES	21	14 946	2 485	597 PREPRD ADDITIVES, LIQUIDS	69 792	23 001	12 963
898 MUSICAL INSTRUMENTS, ETC.	1 409	3 677	2 091	598 MISC. CHEMICAL PRDTS. NES	280 241	85 400	48 728
899 MISC MANUFCTRD GOODS NES	1 340	4 487	2 565	600 CPL IND PLANT CHAP 69-76	7 764	22 062	12 362
971 GOLD, NONMONTRY EXCL ORES	3	8 024	4 470	611 LEATHER	2 305	1 847	1 059
EXPORTS	14 460 102	6 271 677	3 569 585	612 MANUFACT. LEATHER ETC. NES	228	1 184	667
001 LIVE ANIMALS	512	1 752	994	613 FURSKINS, TANNED, DRESSED	28	1 112	638
011 BOVINE MEAT	400	483	279	621 MATERIALS OF RUBBER	21 513	15 214	8 626
012 OTHER MEAT, MEAT OFFAL	343	203	115	625 RUBBER TYRES, TUBES, ETC.	60 386	47 541	27 185
017 MEAT, OFFL. PRPD, PRSVD, NES	1 063	885	508	629 ARTICLES OF RUBBER, NES	6 024	14 158	8 064
024 CHEESE AND CURD	2 517	2 525	1 429	633 CORK MANUFACTURES	174	553	319
034 FISH, FRESH, CHILLED, FROZN	7 989	3 052	1 764	634 VENEERS, PLYWOOD, ETC.	38 045	11 806	6 702
037 FISH ETC. PREPD, PRSVD, NES	11 607	4 236	2 429	641 PAPER AND PAPERBOARD	128 183	46 626	26 571
041 WHEAT, MESLIN, UNMILLED	43 023	636	362	642 PAPER, PAPERBOARD, CUT ETC	65 546	36 780	20 953
043 BARLEY, UNMILLED	10 526	192	102	651 TEXTILE YARN	62 523	70 982	40 517
045 OTHER CEREALS, UNMILLED	286 180	4 387	2 603	652 COTTON FABRICS, WOVEN	9 832	21 545	12 329
048 CEREAL PREPARATIONS	15 263	6 074	3 451	653 FABRICS, MAN-MADE FIBRES	17 915	45 523	26 029
054 VEGETABLES	18 605	3 980	2 302	654 OTH. TEXTILE FABRIC, WOVEN	1 631	7 967	4 549
056 VEGETABLES, PRPD, PRSVD, NES	5 123	2 057	1 177	655 KNIT, CROCHET, FABRIC NES	3 662	6 990	4 001
057 FRUIT, NUTS EXCL. OIL NUTS	90 708	9 725	5 531	656 TULLE, LACE, EMBROIDRY, ETC	1 469	4 339	2 474
058 FRUIT, PRESERVED, PREPARED	9 128	3 709	2 116	657 SPECIAL YARN, TXTL. FABRIC	29 125	71 547	40 696
059 FRUIT, VEGETABLE JUICES	16 981	4 834	2 783	658 TEXTILE ARTICLES NES	2 409	5 762	3 272
061 SUGARS, MOLASSES, HONEY	625	128	71	659 FLOOR COVERINGS, ETC.	6 249	6 780	3 853
062 SUGAR CONFECTIONERY	3 856	2 280	1 306	661 LIME, CEMENT, CONSTR. MATRL	36 167	1 526	853
071 COFFEE, COFFEE SUBSTITUTE	548	1 350	754	662 CLAY, REFRCT. CONSTR. MATRL	200 845	24 928	14 142
072 COCOA	12 841	6 574	3 712	663 MINERAL MANUFACTURES, NES	37 327	26 574	15 119
073 CHOCOLATE, OTH. COCOA PREP	9 561	7 834	4 389	664 GLASS	209 023	39 625	22 576
				665 GLASSWARE	30 042	14 270	8 098

7 IMPORTS AND EXPORTS (SPECIAL TRADE) BY COUNTRIES OF PRODUCTION AND CONSUMPTION AND BY GROUPS OF THE SITC-REV. III 1988

GROUP DESCRIPTION	DT = 100 KG	1 000 DM	1 000 \$	GROUP DESCRIPTION	DT = 100 KG	1 000 DM	1 000 \$
666 POTTERY	5 338	5 716	3 262	885 WATCHES AND CLOCKS	1 977	15 645	8 897
667 PEARLS, PRECIOUS STONES	.	.	.	891 ARMS AND AMMUNITION	1 680	4 934	2 793
671 PIG IRON, SPIEGELEISN, ETC	17 966	7 299	4 166	892 PRINTED MATTER	22 017	28 752	16 351
672 INGOTS ETC. IRON OR STEEL	544 467	26 645	15 537	893 ARTICLES, NES, OF PLASTICS	44 268	50 548	28 774
673 FLAT-ROLLED IRON ETC.	70 465	7 460	4 244	894 BABY CARRIAGE, TOYS, GAMES	15 540	28 564	16 317
674 FLAT-ROLLED PLATED IRON	137 496	19 201	10 950	895 OFFICE, STATIONERY SUPPLS	5 883	16 884	9 630
675 FLAT-ROLLED, ALLOY STEEL	241 015	60 391	34 233	896 WORKS OF ART, ANTIQUE ETC	40	4 526	2 568
676 IRON, STL. BAR, SHAPES ETC.	314 254	34 661	19 681	897 GOLD, SILVERWARE, JEWEL NES	142	13 622	7 735
677 RAILWAY TRACK IRON, STEEL	19 407	5 193	2 947	898 MUSICAL INSTRUMENTS, ETC.	8 501	31 097	17 740
678 WIRE OF IRON OR STEEL	31 130	8 103	4 607	899 MISC MANUFCTRD GOODS NES	11 607	27 044	15 370
679 TUBES, PIPES, ETC. IRON, STL	301 973	80 441	45 630	941 COMPL IND PLANT CHAPT 99	3 302	3 095	1 758
681 SILVER, PLATINUM, ETC.	372	4 492	2 546	971 GOLD, NONMONTRY EXCL ORES		921	524
682 COPPER	124 816	77 164	43 916				
683 NICKEL	2 188	3 512	2 002	SWITZERLAND			
684 ALUMINIUM	142 335	80 650	45 796	IMPORTS	22 188 650	19 652 770	11 207 471
685 LEAD	8 240	1 387	796	001 LIVE ANIMALS	5 273	2 921	1 668
686 ZINC	1 814	674	375	012 OTHER MEAT, MEAT OFFAL	687	75	43
687 TIN	717	1 242	706	016 MEAT, ED. OFFL, DRY, SLT, SMK	1 843	4 236	2 413
689 MISC. NON-FERR. BASE METAL	518	865	491	017 MEAT, OFFL, PRPD, PRSVD, NES	271	502	285
691 METALLIC STRUCTURES NES	39 198	18 947	10 809	022 MILK AND CREAM	70 281	21 596	12 335
692 CONTAINERS, STORAGE, TRNSP	12 558	8 667	4 927	024 CHEESE AND CURD	82 078	100 707	57 425
693 WIRE PRODUCTS EXCL. ELECT	19 533	12 433	7 038	034 FISH, FRESH, CHILLED, FROZD	387	239	136
694 NAILS, SCREWS, NUTS, ETC.	56 358	37 893	21 548	035 FISH, DRIED, SALTED, SMOKED	62	276	157
695 TOOLS	15 559	59 068	33 637	037 FISH ETC. PREPD, PRSVD, NES	3	99	56
696 CUTLERY	1 281	6 591	3 779	047 OTHER CEREAL MEAL, FLOURS	291	188	107
697 HOUSEHOLD EQUIPMENT, NES	7 554	10 759	6 108	048 CEREAL PREPARATIONS	53 910	23 778	13 556
698 MANUFACT. BASE METAL, NES	96 652	92 151	52 489	054 VEGETABLES	3 541	528	298
700 CPL IND PLANT (84/85/87)	2 813	18 307	10 673	056 VEGETABLES, PRPD, PRSVD, NES	4 507	3 707	2 126
711 STEAM GENER. BOILERS, ETC.	3 708	4 081	2 289	057 FRUIT, NUTS EXCL. OIL NUTS	2 983	964	524
712 STEAM TURBINES	6 600	27 528	15 828	058 FRUIT, PRESERVED, PREPARED	4 033	2 606	1 491
713 INTRNL COMBUS PSTN ENGIN	20 675	56 901	32 495	059 FRUIT, VEGETABLE JUICES	18 112	3 439	1 895
714 ENGINES, MOTORS NON-ELECT	88	10 856	6 163	061 SUGARS, MOLASSES, HONEY	314	215	124
716 ROTATING ELECTRIC PLANT	26 216	55 947	31 993	062 SUGAR CONFECTIONERY	41 143	30 001	17 150
718 OTH. POWR. GENRTNG. MACHNRY	2 133	10 388	5 865	071 COFFEE, COFFEE SUBSTITUTE	6 867	6 137	3 498
721 AGRIC. MACHINES, EX. TRACTR	24 207	25 380	14 632	072 COCOA	3 072	1 895	1 120
722 TRACTORS	43 964	47 108	26 848	073 CHOCOLATE, OTH. COCOA PREP	38 432	32 554	18 474
723 CIVIL ENGINEERING EQUIPT	38 195	39 648	22 638	074 TEA AND MATE	148	88	49
724 TEXTILE, LEATHER MACHINES	12 058	50 021	28 347	075 SPICES	511	7 492	282
725 PAPER, PULP MILL MACHINES	17 198	59 138	33 538	081 ANIMAL FEED STUFF	31 233	7 466	4 317
726 PRINTING, BOOKBINDING MACHS	14 704	74 966	42 161	091 MARGARINE AND SHORTENING	217	94	52
727 FOOD-PROCESS. MCH. NON DOM	7 435	38 270	21 880	098 EDIBLE PROD. PREPRTRS, NES	94 400	50 775	28 884
728 OTH. MACH. PTS, SPCL INDUST	49 125	157 317	89 514	111 NON-ALCOHOL. BEVERAGE, NES	240 562	11 987	6 814
731 METAL REMOVAL WORK TOOLS	10 134	27 584	15 621	112 ALCOHOLIC BEVERAGES	11 665	9 458	5 347
733 MACH-TOOLS, METAL-WORKING	7 608	21 811	12 293	121 TOBACCO, UNMANUFACTURED	6 091	4 158	2 373
735 PARTS, NES, FOR MACH-TOOLS	3 420	15 025	8 598	122 TOBACCO, MANUFACTURED	464	625	362
737 METALWORKING MACHNRY NES	11 020	19 590	11 105	211 HIDES, SKINS (EX. FURS), RAW	88 980	44 650	25 615
741 HEATING, COOLNG EQUIP, PART	.	.	.	212 FURSKINS, RAW	62	225	128
742 PUMPS FOR LIQUIDS, PARTS	12 536	60 106	34 069	232 SYNTHETIC RUBBER, ETC.	42 636	5 360	3 000
743 PUMPS NES, CENTRIFUGS ETC	36 241	78 056	44 380	246 WOOD IN CHIPS, PARTICLES	63 011	5 537	3 095
744 MECHANICAL HANDLING EQUIP	46 645	74 408	42 419	247 WOOD ROUGH, ROUGH SQUARED	99 760	3 209	1 826
745 OTH. NONELEC MCH, TOOL, NES	49 290	133 856	76 425	248 WOOD, SIMPLY WORKED	57 352	5 961	3 406
746 BALL OR ROLLER BEARINGS	11 126	25 422	14 446	251 PULP AND WASTE PAPER	301 850	20 789	11 905
747 TAPS, COCKS, VALVES, ETC.	16 301	64 604	36 658	261 SILK	87	1 160	669
748 TRANSMISSIONS SHAFTS ETC	36 260	64 434	36 626	263 COTTON	54 755	7 322	4 189
749 NON-ELECT MACH. PARTS, ETC	9 964	26 576	15 055	265 VEGETABLE TEXTILE FIBRES	611	705	404
751 OFFICE MACHINES	3 782	20 638	11 712	266 SYNTHETIC FIBRES	159 856	61 599	35 117
752 AUTOMATC. DATA PROC. EQUIP	7 562	117 259	66 299	267 OTHER MAN-MADE FIBRES	22 782	2 825	1 603
759 PARTS, FOR OFFICE MACHINS	1 300	34 585	19 551	268 WOOL, OTHER ANIMAL HAIR	4 986	8 661	4 985
761 TELEVISION RECEIVERS ETC	2 824	9 213	5 241	269 WORN CLOTHING, TEXTL. ARTL	13 581	1 240	714
762 RADIO-BROADCAST RECEIVER	1 624	11 921	6 828	273 STONE, SAND AND GRAVEL	162 476	4 897	2 776
763 SOUND RECORDER, PHONOGRPH	818	6 597	3 789	277 NATURAL ABRASIVES, NES	12	2 217	1 266
764 TELECOMM. EQUIP. PARTS NES	5 836	90 121	51 584	278 OTHER CRUDE MINERALS	689 125	2 334	1 339
771 ELECT POWER MACHNY, PARTS	19 504	36 183	20 548	282 FERROUS WASTE AND SCRAP	190 030	27 895	15 783
772 ELEC. SWITCH, RELAY, CIRCUIT	30 834	166 100	94 267	285 ALUMINIUM DRE. CONCTR. ETC	572	329	186
773 ELECTR. DISTRIB. EQPT NES	18 381	29 819	16 979	287 ORE, CONCENTR. BASE METALS	413	293	170
774 ELECTRO-MEDCL. XRAY EQUIP	1 300	20 694	11 785	288 NON-FERROUS WASTE, SCRAP	406 852	100 749	57 167
775 DOM. ELEC. NON-ELEC. EQUIPT	89 283	119 110	67 732	289 PREC. METAL ORES, CONCTRTS	1 769	10 217	5 906
776 TRANSISTORS, VALVES, ETC.	31 273	76 650	43 543	291 CRUDE ANIMAL MATERIALS, NES	54 036	6 952	3 957
778 ELECTRIC MACH. APPART. NES	50 433	157 385	89 351	292 CRUDE VEG. MATERIALS, NES	13 007	15 948	9 116
781 PASS. MOTOR VEHCLS, EX. BUS	335 323	516 141	294 262	321 COAL, NOT AGGLOMERATED	87 516	820	488
782 GOODS, SPCL TRANSPORT VEH	106 300	149 511	85 119	325 COKE, SEMI-COKE, RET. CARBN	4 167	101	55
783 ROAD MOTOR VEHICLES NES	4 871	11 439	6 567	334 PETROLEUM PRODUCTS	1 185 755	22 457	12 531
784 PARTS, TRACTORS, MOTOR VEH	122 670	169 305	96 250	335 RESIDUAL PETROL. PRODUCTS	10 355	1 049	591
785 CYCLES, MOTORCYCLES ETC.	11 702	19 684	11 329	342 LIQUEFIED PROPANE, BUTANE	13 213	249	139
786 TRAILERS, SEMI-TRAILER, ETC	72 515	67 690	38 593	344 PETROLEUM GASES, NES	31	120	64
791 RAILWAY VEHICLES, EQUIPNT	5 223	8 811	5 072	351 ELECTRIC CURRENT, MWH	5 039 367	431 818	246 957
792 AIRCRAFT, ASSOCTD. EQUIPNT	69	3 010	1 699	411 ANIMAL OILS AND FATS	73 011	5 342	3 059
793 SHIP, BOAT, FLOAT, STRUCTRS	38 676	8 917	5 172	421 FIXED VEG. FAT, OILS, SOFT	82 927	11 388	6 353
811 PREFABRICATED BUILDINGS	819	312	175	422 FIXED VEG. FAT, OILS, OTHER	940	988	572
812 PLUMBNG, SANITRY, EQPT, ETC	964	4 652	2 634	431 ANIMAL, VEG. FATS, OILS, NES	15 952	1 121	637
813 LIGHTING FIXTURES ETC. NES	6 040	20 962	11 866	511 HYDROCARBONS, NES, DERIVTS	59 981	13 387	7 739
821 FURNITURE, CUSHIONS, ETC.	26 222	33 478	19 091	512 ALCOHOL, PHENOL, ETC. DERIV	115 844	35 550	20 133
831 TRUNK, SUIT-CASES, BAG, ETC	2 522	6 548	3 708	513 CARBOXYLIC ACIDS, DERIVTS	99 800	82 008	46 898
841 MENS, BOYS CLOTHNG, X-KNIT	3 345	5 017	2 808	514 NITROGEN-FUNCT. COMPOUNDS	72 493	194 882	110 530
842 WOMEN, GIRL CLOTHNG, XKNIT	2 074	31 278	17 694	515 ORGANO-INORGANIC COMPNDS	41 345	277 887	159 736
843 MENS, BOYS CLOTHNG, KNIT	95	551	313	516 OTHER ORGANIC CHEMICALS	46 624	78 950	44 950
844 WOMEN, GIRLS CLOTHNG, KNIT	333	3 741	2 097	522 INORGANIC CHEM. ELEMENTS	549 708	22 392	12 761
845 OTHR. TEXTILE APPAREL, NES	707	8 918	5 042	523 METAL. SALTS, INORGAN. ACID	464 662	28 409	16 129
846 CLOTHING ACCESSRS, FABRIC	980	8 050	4 535	524 OTHER CHEMICAL COMPOUNDS	12 655	9 420	5 341
848 CLOTHNG, NONXTL. HEADGEAR	983	8 539	4 839	525 RADIO-ACTIVE MATERIALS	28	7 655	4 375
851 FOOTWEAR	5 787	28 450	16 260	531 SYNTH. COLOURS, LAKES, ETC.	83 960	224 699	128 632
871 OPTICAL INSTRUMENTS, NES	270	8 255	4 694	532 DYEING, TANNING MATERIALS	1 135	5 769	3 273
872 MEDICAL INSTRUMENTS NES	3 862	30 186	17 165	533 PIGMENTS, PAINTS, ETC.	200 604	127 261	72 546
873 METERS, COUNTERS, NES	2 006	15 366	8 728	541 MEDICINES, ETC. EXC. GRP542	32 859	461 091	263 053
874 MEASURE, CONTRL INSTRMNT	9 495	135 912	77 554	542 MEDICAMENTS	52 686	490 630	279 947
881 PHOTOGRAPH APPAR. ETC. NES	2 174	13 668	7 769	551 ESSENTL. OIL, PERFUME, FLAVR	18 961	94 027	53 691
882 PHOTO. CINEMATOGPH. SUPPL	25 665	41 243	23 501	553 PERFUMERY, COSMETICS, ETC.	35 875	67 562	38 515
883 CINE. FILM EXPOSD. DEVELPD	1	74	42				
884 OPTICAL GOODS NES	598	15 241	8 661				

7 IMPORTS AND EXPORTS (SPECIAL TRADE) BY COUNTRIES OF PRODUCTION AND CONSUMPTION AND BY GROUPS OF THE SITC-REV. III 1988

GROUP DESCRIPTION	DT = 100 KG	1 000 DM	1 000 \$	GROUP DESCRIPTION	DT = 100 KG	1 000 DM	1 000 \$
554 SOAP, CLEANERS, POLISH, ETC	250 269	74 824	42 590	762 RADIO-BROADCAST RECEIVER	150	1 360	784
562 FERTILIZER, EXCEPT GRP272	30 960	2 603	1 510	763 SOUND RECORDER, PHONOGRPH	1 090	28 370	16 175
571 POLYMERS OF ETHYLENE	44 873	16 058	9 248	764 TELECOMM. EQUIP. PARTS NES	8 950	121 989	70 244
572 POLYMERS OF STYRENE	9 648	2 237	1 281	771 ELECT POWER MACHNY. PARTS	62 281	103 712	59 010
573 POLYMERS, VINYL CHLORIDE	188 299	46 236	26 688	772 ELEC. SWITCH, RELAY, CIRCUIT	52 503	627 989	358 141
574 POLYACETAL, POLYCARBONATE	284 510	161 056	91 755	773 ELECTR DISTRIB. EQPT NES	45 584	95 797	54 710
575 OTH. PLASTIC, PRIMARY FORM	242 566	139 452	79 396	774 ELECTRO-MEDCL, XRAY EQUIP	1 774	42 683	24 419
579 PLASTIC WASTE, SCRAP ETC	23 521	2 862	1 628	775 DOM. ELEC. NON-ELEC. EQUIPT	36 384	94 839	54 165
581 PLASTIC TUBE, PIPE, HOSE	29 378	40 968	23 341	776 TRANSISTORS, VALVES, ETC.	1 533	61 015	34 797
582 PLASTIC PLATE, SHEETS, ETC	240 698	157 056	89 240	778 ELECTRIC, MACH. APPART. NES	99 638	445 849	254 411
583 MONOFILAMENT OF PLASTICS	15 103	10 851	6 179	781 PASS. MOTOR VEHCLS. EX. BUS	8 613	12 196	6 913
591 INSECTICIDES, ETC.	99 663	164 310	95 245	782 GOODS, SPCL TRANSPORT VEH	113 479	247 953	141 113
592 STARCHES, INULIN, ETC.	50 713	27 844	15 874	783 ROAD MOTOR VEHICLES NES	32 211	57 296	32 731
593 EXPLOSIVES, PYROTECHNICS	35 352	5 789	3 286	784 PARTS, TRACTORS, MOTOR VEH	264 268	222 613	126 980
597 PREPRD ADDITIVES, LIQUIDS	35 836	17 292	9 840	785 CYCLES, MOTORCYCLES ETC.	17 437	36 574	20 991
598 MISC. CHEMICAL PRODTS. NES	461 959	140 084	79 830	786 TRAILERS, SEMI-TRAILR, ETC	27 271	19 826	11 323
611 LEATHER	7 593	26 893	15 474	791 RAILWAY VEHICLES. EQUIPNT	9 528	25 834	14 685
612 MANUFACT. LEATHER ETC. NES	349	1 984	1 128	792 AIRCRAFT, ASSCOTO. EQUIPNT	1 266	20 093	11 432
613 FURSKINS, TANNED, DRESSED	53	811	465	793 SHIP, BOAT, FLOAT. STRUCTRS	10 095	5 694	3 206
621 MATERIALS OF RUBBER	18 709	18 226	10 368	811 PREFABRICATED BUILDINGS	18 887	1 682	965
625 RUBBER TYRES, TUBES, ETC.	97 473	18 589	10 523	812 PLUMBING, SANITRY, EQPT. ETC	140 345	84 253	48 039
629 ARTICLES OF RUBBER, NES	11 097	50 602	28 801	813 LIGHTNG FIXTURES ETC. NES	4 809	22 347	12 731
633 CORK MANUFACTURES	169	398	224	821 FURNITURE, CUSHIONS, ETC.	213 527	239 469	136 562
634 VENEERS, PLYWOOD, ETC.	1 423 047	103 608	59 058	831 TRUNK, SUIT-CASES, BAG, ETC	2 128	6 135	3 509
635 WOOD MANUFACTURES, NES	41 071	22 246	12 645	841 MENS, BOYS CLOTHNG, X-KNIT	5 110	63 247	36 068
641 PAPER AND PAPERBOARD	1 923 749	268 175	152 652	842 WOMEN, GIRL CLOTHNG, XKNIT	3 638	65 553	37 163
642 PAPER, PAPERBOARD, CUT ETC	318 880	95 101	54 167	843 MENS, BOYS CLOTHING, KNIT	2 786	24 468	13 871
651 TEXTILE YARN	201 438	321 633	183 796	844 WOMEN, GIRLS CLOTHNG. KNIT	4 675	57 275	32 401
652 COTTON FABRICS, WOVEN	35 761	136 559	78 257	845 OTHR. TEXTILE APPAREL, NES	6 491	64 094	36 406
653 FABRICS, MAN-MADE FIBRES	26 580	114 025	64 886	846 CLOTHING ACCESSRS, FABRIC	2 530	38 695	22 002
654 OTH. TEXTILE FABRIC, WOVEN	14 656	75 067	43 025	848 CLOTHNG, NONXTL; HEADGEAR	1 159	7 283	4 158
655 KNIT, CROCHET, FABRIC NES	13 204	42 546	24 335	851 FOOTWEAR	12 888	78 035	44 536
656 TULLE, LACE, EMBROIDRY, ETC	7 532	73 450	41 976	871 OPTICAL INSTRUMENTS, NES	726	24 841	14 198
657 SPECIAL YARN, TXTL. FABRIC	39 769	96 334	54 943	872 MEDICAL INSTRUMENTS NES	12 305	116 964	66 582
658 TEXTILE ARTICLES NES	9 575	38 889	22 164	873 METERS, COUNTERS, NES	3 353	26 339	14 999
659 FLOOR COVERINGS, ETC.	35 112	49 626	28 270	874 MEASURE, CONTROL INSTRMNT	32 408	657 744	375 017
661 LIME, CEMENT, CONSTR. MATRL	270 475	15 167	8 537	881 PHOTOGRAPH APPAR. ETC. NES	2 157	51 050	29 423
662 CLAY, REFRACT. CONSTR. MATRL	177 119	17 472	9 931	882 PHOTO. CINEMATOPGRPH. SUPPL	39 535	105 478	59 974
663 MINERAL MANUFACTURES, NES	55 548	46 860	26 721	883 CINE. FILM EXPOSD. DEVELPD	34	1 257	709
664 GLASS	44 216	28 542	16 309	884 OPTICAL GOODS NES	825	80 566	46 023
665 GLASSWARE	136 122	18 922	10 727	885 WATCHES AND CLOCKS	6 775	507 214	289 485
666 POTTERY	2 110	6 600	3 762	891 ARMS AND AMMUNITION	232	4 932	2 817
667 PEARLS, PRECIOUS STONES	.	.	.	892 PRINTED MATTER	259 101	242 056	137 679
671 PIG IRON, SPIEGELEISN, ETC	6 942	1 490	858	893 ARTICLES, NES, OF PLASTICS	227 875	280 676	160 089
672 INGOTS ETC. IRON DR STEEL	9 552	1 430	784	894 BABY CARRIAGE, TOYS, GAMES	36 103	83 415	47 763
673 FLAT-ROLLED IRON ETC.	557 689	48 766	27 858	895 OFFICE, STATIONERY SUPPLS	19 506	77 872	44 672
674 FLAT-ROLLED PLATED IRON	61 515	8 281	4 768	896 WORKS OF ART, ANTIQUE ETC	2 293	179 077	102 558
675 FLAT-ROLLED, ALLOY STEEL	26 494	9 444	5 318	897 GOLD, SILVERWARE, JEWEL NES	67	28 944	16 510
676 IRON, STL, BAR, SHAPES ETC.	2 204 459	161 221	92 380	898 MUSICAL INSTRUMENTS, ETC.	12 319	64 552	36 721
677 RAILWAY TRACK IRON, STEEL	1 062	748	432	899 MISC MANUFACTRD GOODS NES	45 849	217 189	123 298
678 WIRE OF IRON DR STEEL	104 278	21 203	12 155	961 COIN NONGOLD NONCURRENT	70	5 866	3 335
679 TUBES, PIPES, ETC. IRON, STL	840 087	198 862	113 403	971 GOLD, NONMONTY EXCL DRES	741	300 420	172 161
681 SILVER, PLATINUM, ETC.	872	166 465	94 891	972	5 484	3 154	
682 COPPER	170 597	109 730	62 472	EXPORTS			113 332 677 34 442 338 19 624 430
683 NICKEL	2 388	6 573	3 788	001 LIVE ANIMALS	9 704	17 835	10 098
684 ALUMINIUM	546 987	345 500	196 747	011 BOVINE MEAT	193	298	167
685 LEAD	10 204	1 183	652	012 OTHER MEAT, MEAT OFFAL	28 987	14 087	7 829
686 ZINC	2 114	555	316	016 MEAT, ED. OFFL, DRY, SLT, SMK	8 198	341	193
687 TIN	571	665	369	017 MEAT, OFFL, PRPD, PRSVD, NES	8 611	9 018	5 130
689 MISC. NON-FERR. BASE METAL	2 095	4 410	2 493	022 MILK AND CREAM	33 440	9 376	5 338
691 METALLIC STRUCTURES NES	257 147	126 823	72 213	023 BUTTER, OTHER FAT OF MILK	32 909	7 215	4 140
692 CONTAINERS, STORAGE, TRNSP	58 270	41 372	23 650	024 CHEESE AND CURD	6 057	5 643	3 222
693 WIRE PRODUCTS EXCL. ELECT	4 478	6 069	3 478	025 EGGS, BIRDS, YOLKS, ALBUMIN	98 823	19 323	7 596
694 NAILS, SCREWS, NUTS, ETC.	84 617	140 682	80 014	034 FISH, FRESH, CHILLED, FROZN	9 319	8 583	4 911
695 TOOLS	31 611	248 907	141 984	035 FISH, DRIED, SALTED, SMOKED	1 057	2 974	1 686
696 CUTLERY	3 624	38 816	22 086	036 CRUSTACEANS, MOLLUSCS ETC	686	898	500
697 HOUSEHOLD EQUIPMENT, NES	31 446	49 694	28 288	037 FISH ETC. PREPRD, PRSVD. NES	6 849	6 282	3 543
699 MANUFACTS. BASE METAL, NES	201 831	261 115	148 709	041 WHEAT, MESLIN, UNMILLED	191 298	5 674	3 243
711 STEAM GENER. BOILERS, ETC.	2 503	4 045	2 340	042 RICE	1 420	102	57
712 STEAM TURBINES	5 343	33 446	18 886	043 BARLEY, UNMILLED	461 962	7 241	4 172
713 INTRNL COMBUS PSTN ENGIN	34 908	47 165	26 943	044 MAIZE UNMILLED	582 030	24 144	14 185
714 ENGINES, MOTORS NON-ELECT	1 574	17 312	9 976	045 OTHER CEREALS, UNMILLED	20 993	1 345	746
716 ROTATING ELECTRIC PLANT	97 939	221 144	126 079	046 MEAL, FLOUR OF WHEAT, MSLN	1 187	126	72
718 OTH. POWR. GENRTNG MACHNRY	7 234	32 572	18 629	047 OTHER CEREAL MEAL, FLOURS	461	73	40
721 AGRIC. MACHINES, EX. TRACTR	11 592	20 379	11 547	054 VEGETABLES	403 650	68 494	39 021
722 TRACTORS	2 825	5 678	3 214	055 VEGETABLES, PRPD, PRSVD, NES	24 244	11 653	6 650
723 CIVIL ENGINEERING EQUIPT	24 359	33 771	19 168	056 VEGETABLES, PRPD, PRSVD, NES	25 147	18 794	10 719
724 TEXTILE, LEATHER MACHINES	135 043	420 204	239 215	057 FRUIT, NUTS EXCL. OIL NUTS	51 434	13 238	7 516
725 PAPER, PULP MILL MACHINES	47 574	156 625	88 758	058 FRUIT, PRESERVED, PREPARED	34 761	20 752	11 784
726 PRINTNG, BOOKBINDNG MACHS	103 767	332 213	188 987	059 FRUIT, VEGETABLE JUICES	16 282	4 744	2 704
727 FOOD-PROCESS. MCH. NON DOM	19 832	48 844	27 763	061 SUGARS, MOLASSES, HONEY	1 141 610	50 847	28 690
728 OTH. MACH. PTS, SPCL INDUST	109 107	447 129	254 806	062 SUGAR CONFECTIONERY	28 969	16 680	9 502
731 METAL REMOVAL WORK TOOLS	82 991	509 173	290 688	071 COFFEE, COFFEE SUBSTITUTE	23 472	20 782	11 769
733 MACH-TOOLS, METAL-WORKING	33 459	100 333	57 195	072 COCOA	55 174	44 227	25 284
735 PARTS, NES, FOR MACH-TOOLS	63 067	241 825	137 715	073 CHOCOLATE, OTH. COCOA PREP	24 223	19 774	11 211
737 METALWORKING MACHNRY NES	20 203	109 024	62 035	074 TEA AND MATE	1 830	1 213	698
741 HEATNG, COOLNG EQUIP, PART	53 478	211 422	120 468	075 SPICES	3 945	4 596	2 609
742 PUMPS FOR LIQUIDS, PARTS	38 441	133 887	76 436	081 ANIMAL FEED STUFF	1 222 066	81 280	46 440
743 PUMPS NES, CENTRIFUGS ETC	47 998	171 588	97 498	091 MARGARINE AND SHORTENING	1 530	1 373	786
744 MECHANICAL HANDLING EQUIP	49 969	118 352	67 436	098 EDIBLE PROD. PREPRTNS, NES	188 781	88 545	50 510
745 OTH. NONELEC MCH, TOOL, NES	57 404	263 110	149 811	111 NON-ALCOHOL. BEVERAGE, NES	85 378	11 727	6 625
746 BALL DR ROLLER BEARINGS	12 622	57 849	32 996	112 ALCOHOLIC BEVERAGES	204 706	33 161	18 856
747 TAPS, COCKS, VALVES, ETC.	35 721	193 656	110 305	121 TOBACCO, UNMANUFACTURED	24 680	20 229	11 530
748 TRANSMISSIONS SHAFTS ETC	54 955	136 094	77 732	122 TOBACCO, MANUFACTURED	11 870	19 722	11 252
749 NON-ELECT MACH. PARTS, ETC	60 757	130 517	74 566	211 HIDES, SKINS (EX. FURS), RAW	11 689	3 980	2 264
751 OFFICE MACHINES	1 657	21 332	12 142	212 FURSKINS, RAW	57	1 095	648
752 AUTOMATC. DATA PROC. EQUIP	2 779	58 208	33 161	222 OILSEED(SFT. FIX VEG. OIL)	7 629	1 246	706
759 PARTS, FOR OFFICE MACHINS	4 548	85 737	48 930				
761 TELEVISION RECEIVERS ETC	1 489	3 910	2 187				



GROUP DESCRIPTION	DT = 100 KG	1 000 DM	1 000 \$	GROUP DESCRIPTION	DT = 100 KG	1 000 DM	1 000 \$
223 OILSEED(OTH.FIX.VEG.OIL)	5 324	1 263	718	656 POTTERY	59 773	70 269	39 990
231 NATURAL RUBBER, ETC.	3 795	1 224	701	667 PEARLS, PRECIOUS STONES			
232 SYNTHETIC RUBBER, ETC.	124 893	27 390	15 669	671 PIG IRON, SPIEGELEISN, ETC	293 483	23 360	13 295
244 CORK, NATURAL, RAW; WASTE	254	98	52	672 INGOTS ETC. IRON OR STEEL	337 034	30 764	17 579
245 FUEL WOOD, WOOD CHARCOAL	28 235	1 288	734	673 FLAT-ROLLED IRON ETC.	2 621 856	240 925	136 791
246 WOOD IN CHIPS, PARTICLES	1 244 767	12 947	7 314	674 FLAT-ROLLED PLATED IRON	815 954	110 488	62 856
247 WOOD ROUGH, ROUGH SQUARED	1 117 322	21 730	12 331	675 FLAT-ROLLED, ALLOY STEEL	463 798	158 569	90 052
248 WOOD, SIMPLY WORKED	1 329 319	145 943	83 167	676 IRON, STL. BAR, SHAPES ETC.	1 728 286	228 668	129 768
251 PULP AND WASTE PAPER	810 451	24 507	13 878	677 RAILWAY TRACK IRON, STEEL	208 188	24 638	13 956
261 SILK	618	1 635	932	678 WIRE OF IRON OR STEEL	194 186	45 103	25 629
263 COTTON	45 364	9 622	5 508	679 TUBES, PIPES, ETC. IRON, STL	820 906	221 204	125 826
265 VEGETABLE TEXTILE FIBRES	490	108	61	681 SILVER, PLATINUM, ETC.	1 249	197 148	112 116
266 SYNTHETIC FIBRES	22 210	11 504	6 538	682 COPPER	481 600	298 568	169 426
267 OTHER MAN-MADE FIBRES	45 471	18 341	10 483	683 NICKEL	6 152	21 718	12 307
268 WOOL, OTHER ANIMAL HAIR	18 574	26 854	15 419	684 ALUMINIUM	661 115	392 803	223 339
269 WORN CLOTHING, TEXTL. ARTL	16 313	1 913	1 082	685 LEAD	26 359	4 466	2 547
272 FERTILIZERS, CRUDE	79 450	2 761	1 586	686 ZINC	85 072	21 973	12 462
273 STONE, SAND AND GRAVEL	24 516 576	50 597	28 611	687 TIN	2 130	2 718	1 547
274 SULPHUR, UNRSTD. IRON PYRS	514 963	12 149	6 904	689 MISC. NON-FERR. BASE METAL	1 080	7 451	4 269
277 NATURAL ABRASIVES, NES	238 850	16 134	9 162	691 METALLIC STRUCTURES NES	594 695	320 332	181 666
278 OTHER CRUDE MINERALS	1 889 081	28 792	16 376	692 CONTAINERS, STORAGE, TRNSP	121 029	80 187	45 651
282 FERROUS WASTE AND SCRAP	462 663	8 847	5 030	693 WIRE PRODUCTS EXCL. ELECT	130 776	29 434	16 732
285 ALUMINIUM ORE, CONCTR. ETC	34 203	3 930	2 255	694 NAILS, SCREWS, NUTS, ETC.	171 309	142 451	81 047
287 ORE, CONCENTR. BASE METALS	5 965	354	201	695 TOOLS	74 885	301 857	172 090
288 NON-FERROUS WASTE, SCRAP	53 543	12 048	6 883	696 CUTLERY	6 568	43 175	24 522
289 PREC. METAL DRES. CONCTR	1 909	1 442	812	697 HOUSEHOLD EQUIPMENT, NES	103 800	102 832	58 428
291 CRUDE ANIMAL MATERIALS, NES	19 718	26 749	15 268	699 MANUFACT. BASE METAL, NES	479 249	501 767	285 593
292 CRUDE VEG. MATERIALS, NES	144 542	92 081	52 684	700 CPL IND PLANT (84/85/87)	1 019	6 376	3 597
321 COAL, NDT AGGLOMERATED	261 384	7 182	4 111	711 STEAM GENER. BOILERS, ETC.	6 777	11 220	6 450
322 BRIQUETTES, LIGNITE, PEAT	1 121 642	27 918	15 981	712 STEAM TURBINES	6 115	23 211	13 277
325 COKE, SEMI-COKE, RET. CARBIN	227 773	8 171	4 642	713 INTRNL COMBUS PSTN ENGIN	48 106	137 478	78 211
334 PETROLEUM PRODUCTS	20 008 609	561 557	319 536	714 ENGINES, MOTORS NON-ELECT	4 604	44 876	25 323
335 RESIDUAL PETROL. PRODUCTS	1 892 054	58 144	32 846	716 ROTATING ELECTRIC PLANT	113 341	316 521	180 628
342 LIQUEFIED PROPANE, BUTANE	276 944	7 930	4 535	718 OTH. POWR. GENERTING. MACHNRY	14 441	42 089	24 024
344 PETROLEUM GASES, NES	4 531	427	241	721 AGRIC. MACHINES, EX. TRACTR	85 283	113 694	64 943
351 ELECTRIC CURRENT, MCH	3 356 193	143 655	83 693	722 TRACTORS	46 524	61 618	35 126
411 ANIMAL OILS AND FATS	2 027	2 225	1 271	723 CIVIL ENGINEERING EQUIPT	175 293	218 136	124 288
421 FIXED VEG. FAT, OILS, SOFT	46 927	4 927	2 809	724 TEXTILE, LEATHER MACHINES	112 553	292 691	166 662
422 FIXED VEG. FAT, OILS, OTHER	25 709	4 212	2 395	725 PAPER, PULP MILL MACHINES	40 426	117 062	66 450
431 ANIMAL VEG. FAT, OILS, NES	65 475	11 543	6 569	726 PRINTING, BOOKBINDING MACH	100 816	281 258	159 937
511 HYDROCARBONS, NES, DERIVTS	709 235	96 518	55 071	727 FOOD-PROCESS. MCH. NON DCH	15 112	65 143	37 160
512 ALCOHOL, PHENOL, ETC. DERIV	572 761	136 321	77 603	728 OTH. MACH. PTS, SPCL INDUST	188 416	544 919	309 930
513 CARBOXYLIC ACIDS, DERIVTS	704 520	160 758	91 471	731 METAL REMOVAL WORK TOOLS	69 017	275 998	156 492
514 NITROGEN-FUNCT. COMPOUNDS	467 286	372 750	212 251	733 MACH-TOOLS, METAL-WORKING	49 372	105 270	59 816
515 ORGANIC-INORGANIC COMPNDS	195 436	216 615	123 035	735 PARTS, NES, FOP MACH-TOOLS	46 439	171 151	97 356
516 OTHER ORGANIC CHEMICALS	506 561	165 271	94 209	737 METALWORKING MACHNRY NES	25 115	76 802	43 583
522 INORGANIC CHEM. ELEMENTS	575 772	76 529	43 666	741 HEATING, COOLING EQUIP, PART			
523 METAL. SALTS, INORGAN. ACID	915 594	81 299	46 353	742 PUMPS FOR LIQUIDS, PARTS	64 212	166 462	94 751
524 OTHER CHEMICAL COMPOUNDS	108 180	23 105	13 186	743 PUMPS NES, CENTRIFUGS ETC	104 956	286 110	162 943
525 RADIO-ACTIVE MATERIALS	97	7 096	4 066	744 MECHANICAL HANDLING EQUIP	293 229	386 540	219 884
531 SYNTH. COLOURS, LAKES, ETC.	76 025	172 992	98 703	745 OTH. NONELEC MCH, TOOL, NES	94 814	355 577	202 833
532 DYEING, TANNING MATERIALS	12 721	3 374	1 913	746 BALL OR ROLLER BEARINGS	31 586	101 582	57 815
533 PIGMENTS, PAINTS, ETC.	1 668 177	288 054	164 083	747 TAPS, COCKS, VALVES, ETC.	60 370	229 850	130 732
541 MEDICINES, ETC. EXC. GRP542	15 219	139 584	79 461	748 TRANSMISSION SHAFTS ETC	75 425	178 506	102 109
542 MEDICAMENTS	51 551	403 753	230 376	749 NON-ELECT MACH. PARTS, ETC	109 239	199 922	113 745
551 ESSENT. OIL, PERFUME, FLAVP	8 793	23 722	13 651	751 OFFICE MACHINES	11 716	82 767	47 102
553 PERFUMERY, COSMETICS, ETC.	81 912	125 618	71 508	752 AUTOMT. TC. DATA PROC. EQUIP	22 509	450 606	255 849
554 SOAP, CLEANERS, POLISH, ETC	543 505	141 766	80 896	753 PARTS FOR OFFICE MACHINS	8 028	165 499	94 112
562 FERTILIZER, EXCEPT GRP272	734 044	25 094	14 337	754 TELEVISION RECEIVERS ETC	35 817	114 779	65 172
571 POLYMERS OF ETHYLENE	482 462	103 938	59 150	762 RADIO-BROADCAST RECEIVER	3 458	36 905	21 164
572 POLYMERS OF STYRENE	345 451	117 222	66 734	763 SOUND RECORDER, PHONOGRPH	3 484	39 661	22 815
573 POLYMERS, VINYL CHLORIDE	299 359	64 081	36 616	764 TELECOMM. EQUIP. PARTS NES	25 966	492 550	279 999
574 POLYACETAL, POLYCARBONATE	370 232	155 093	88 217	771 ELECT POWER MACHNRY, PARTS	63 980	168 802	96 087
575 OTH. PLASTIC, PRIMARY FORM	917 684	304 992	173 778	772 ELEC. SWITCH, RELAY, CIRCUIT	101 002	724 259	412 569
579 PLASTIC WASTE, SCRAP ETC	126 508	8 565	4 858	773 ELECTR DISTRIB. EQPT NES	99 517	131 402	74 896
581 PLASTIC TUBE, PIPE, HOSE	153 175	106 336	60 528	774 ELECTRO-MEDCL. XRAY EQUIP	3 156	57 306	32 559
582 PLASTIC PLATE, SHEETS, ETC	458 345	306 095	174 243	775 DDM. ELEC. NON-ELEC. EQUIPT	264 774	396 915	226 187
583 MONOPILAMENT OF PLASTICS	82 274	60 134	34 356	776 TRANSISTORS, VALVES, ETC.	2 786	117 165	66 765
591 INSECTICIDES, ETC.	39 530	46 774	26 725	778 ELECTRIC. MACH. APPART. NES	132 529	492 009	280 178
592 STARCHES, INULIN, ETC.	243 186	50 683	28 901	781 PASS. MOTOR VEHCLS. EX. BUS	1 140 182	2 725 473	1 558 877
593 EXPLOSIVES, PYROTECHNICS	4 406	10 261	5 913	782 GOODS, SPCL TRANSPORT VEH	329 821	614 173	350 778
597 PREPRD ADDITIVES, LIQUIDS	98 235	35 158	19 898	783 ROAD MOTOR VEHICLES NES	79 139	257 566	147 949
598 MISC. CHEMICAL PRDCTS, NES	2 532 816	327 795	186 725	784 PARTS, TRACTORS, MOTOR VEH	324 880	553 520	315 037
600 CPL IND PLANT CHAP 69-76	881	1 604	936	785 CYCLES, MOTORCYCLES ETC.	20 508	46 303	26 477
611 LEATHER	10 496	41 078	23 506	786 TRAILERS, SEMI-TRAILR, ETC	192 502	158 266	90 506
612 MANUFACT. LEATHER ETC. NES	3 527	13 681	7 758	791 RAILWAY VEHICLES. EQUIPMT	87 368	69 019	39 820
613 FURSKINS, TANNED, DRESSED	528	20 869	11 909	792 AIRCRAFT, ASSOCTD. EQUIPMT	1 527	32 800	18 690
621 MATERIALS OF RUBBER	81 214	54 386	30 930	793 SHIP, BOAT, FLDAT. STRUCTRS	10 819	21 907	12 616
625 RUBBER TYRES, TUBES, ETC.	195 681	162 470	92 397	800 CPL IND PLANT CHAP 90/94		292	163
629 ARTICLES OF RUBBER, NES	31 641	61 420	34 903	811 PREFABRICATED BUILDINGS	358 229	78 570	44 381
633 CORK MANUFACTURES	3 039	4 146	2 363	812 PLUMBING, SANITRY, EQPT. ETC	78 572	73 601	41 650
634 VENEERS, PLYWOOD, ETC.	823 034	119 923	68 461	813 LIGHTING FIXTURES ETC. NES	41 443	117 552	66 972
635 WOOD MANUFACTURES, NES	629 144	199 048	113 346	821 FURNITURE, CUSHIONS, ETC.	1 036 632	934 277	533 219
641 PAPER AND PAPERBOARD	1 645 796	424 639	242 129	831 TRUNK, SUIT-CASES, BAG, ETC	41 931	80 499	45 760
642 PAPER, PAPERBOARD, CUT ETC	761 849	328 819	187 332	841 MENS, BOYS CLOTHING, X-KNIT	18 300	182 813	103 657
651 TEXTILE YARN	112 817	155 772	88 984	842 WOMEN, GIRL CLOTHING, KNIT	37 905	541 984	307 357
652 COTTON FABRICS, WOVEN	39 726	98 443	56 353	843 MENS, BOYS CLOTHING, KNIT	3 123	22 206	12 635
653 FABRICS, MAN-MADE FIBRES	54 341	158 054	90 002	844 WOMEN, GIRLS CLOTHING, KNIT	11 655	114 833	65 304
654 OTH. TEXTILE FABRIC, WOVEN	24 389	65 709	37 440	845 OTH. TEXTILE APPAREL, NES	24 318	247 542	140 756
655 KNIT, CROCHET, FABRIC NES	22 093	60 700	34 691	846 CLOTHING ACCESSRS, FABRIC	6 505	59 033	33 770
656 TULLE, LACE, EMBROIDRY, ETC	5 884	21 000	11 969	848 CLOTHING, NONXTL; HEADGEAR	9 329	126 968	71 739
657 SPECIAL YARN, TXTL. FABRIC	72 734	118 132	67 401	851 FOOTWEAR	32 494	170 114	96 859
658 TEXTILE ARTICLES NES	36 834	114 547	65 175	871 OPTICAL INSTRUMENTS, NES	1 867	61 855	35 266
659 FLOOR COVERINGS, ETC.	108 541	163 803	93 336	872 MEDICAL INSTRUMENTS NES	20 624	145 653	82 796
661 LIME, CEMENT, CONSTR. MATRL	1 031 314	51 397	29 261	873 METERS, COUNTERS, NES	6 572	38 163	21 744
662 CLAY, REFCTR. CONSTR. MATRL	1 521 772	99 822	56 749	874 MEASURE, CONTROL INSTRMNT	44 973	656 358	373 010
663 MINERAL MANUFACTURES, NES	2 710 199	191 857	109 039	881 PHOTOGRAPH APPAR. ETC. NES	7 952	80 763	46 193
664 GLASS	568 015	129 823	73 915	882 PHOTO. CINEMATDGRPH. SUPPL	41 946	95 618	54 408
665 GLASSWARE	342 347	111 420	63 374	883 CINE. FILM EXPOS. DEVELOP	221	1 833	1 038

IMPORTS AND EXPORTS (SPECIAL TRADE) BY COUNTRIES OF PRODUCTION AND CONSUMPTION AND BY GROUPS OF THE SITC-REV. III 1988

GROUP DESCRIPTION	DT = 100 KG	1 000 DM	1 000 \$	GROUP DESCRIPTION	DT = 100 KG	1 000 DM	1 000 \$
884 OPTICAL GOODS NES	1 810	92 092	52 519	553 PERFUMERY, COSMETICS, ETC.	20 917	14 976	8 526
885 WATCHES AND CLOCKS	8 479	178 677	101 932	554 SOAP, CLEANERS, POLISH, ETC	142 923	30 736	17 565
891 ARMS AND AMMUNITION	3 993	32 491	18 574	562 FERTILIZER, EXCEPT GRP272	4 667 597	132 571	74 557
892 PRINTED MATTER	664 498	781 968	444 748	571 POLYMERS OF ETHYLENE	642 086	126 741	72 224
893 ARTICLES, NES, OF PLASTICS	519 142	536 905	305 550	572 POLYMERS OF STYRENE	5 670	1 409	788
894 BABY CARRIAGE, TOYS, GAMES	89 718	200 019	113 228	573 POLYMERS, VINYL CHLORIDE	28 843	6 361	3 624
895 OFFICE, STATIONERY SUPPLS	28 322	72 322	41 149	574 POLYACETAL, POLYCARBONATE	47 389	25 315	14 474
896 WOPKS OF ART, ANTIQUE ETC	2 551	476 420	271 091	575 OTH. PLASTIC, PRIMARY FORM	1 107 509	139 388	79 501
897 GOLD, SILVERWARE, JEWEL NES	1 522	296 792	169 071	578 PLASTIC WASTE, SCRAP ETC	22 935	2 059	1 174
898 MUSICAL INSTRUMENTS, ETC.	45 113	266 815	152 246	581 PLASTIC TUBE, PIPE, HOSE	75 653	45 995	26 092
899 MISC MANUFCTRD GOODS NES	62 827	155 159	87 936	582 PLASTIC PLATE, SHEETS, ETC	338 344	180 922	102 924
941 COMPL IND PLANT CHAPT 99	175	165	91	583 MONOFILAMENT OF PLASTICS	52 740	25 476	14 534
951 COIN NONGOLD NONCURRENT	120	7 064	4 059	591 INSECTICIDES, ETC.	22 327	12 097	7 081
971 GOLD, NONMONEY EXCL ORES	323	432 486	252 123	592 STARCHES, INULIN, ETC.	26 559	6 155	3 520
972	106	50 727	28 317	593 EXPLOSIVES, PYROTECHNICS	92	614	341
				597 PREPRD ADDITIVES, LIQUIDS	9 918	4 637	2 643
AUSTRIA				598 MISC. CHEMICAL PRDCTS. NES	291 380	54 701	31 063
IMPORTS	66 478 991	18 916 934	10 772 798	611 LEATHER	31 867	135 895	77 877
001 LIVE ANIMALS	81 549	19 899	11 373	612 MANUFACT. LEATHER ETC. NES	986	1 251	709
011 BOVINE MEAT	59 008	20 213	11 673	613 FURSKINS, TANNED, DRESSED	212	1 299	748
012 OTHER MEAT, MEAT OFFAL	4 437	5 113	2 840	621 MATERIALS OF RUBBER	174 837	75 589	43 055
017 MEAT, OFFL. PRPD, PRSVD, NES	247	227	133 693	625 RUBBER TYRES, TUBES, ETC.	223 770	132 183	75 274
022 MILK AND CREAM	336 127	7 447	4 230	629 ARTICLES OF RUBBER, NES	53 985	66 322	37 818
024 CHEESE AND CURD	26 374	14 270	8 124	633 CORK MANUFACTURES	217	56	31
025 EGGS, BIRDS, YOLKS, ALBUMIN	310	88	52	634 VENEERS, PLYWOOD, ETC.	3 243 495	233 131	133 042
034 FISH, FRESH, CHILLED, PRDZN	967	827	469 642	635 WOOD MANUFACTURES, NES	404 427	130 911	74 282
037 FISH - ETC. PRPD, PRSVD. NES	71	53	52	641 PAPER AND PAPERBOARD	5 907 833	854 055	486 895
041 WHEAT, MESLIN, UNMILLED	3 303	268	159	642 PAPER, PAPERBOARD, CUT ETC	1 342 484	317 043	180 536
044 MAIZE UNMILLED	10 405	4 411	2 529	651 TEXTILE YARN	189 624	182 033	103 882
048 CEREAL PREPARATIONS	105 911	52 136	29 763	652 COTTON FABRICS, WOVEN	39 361	136 451	78 131
054 VEGETABLES	163 187	16 492	9 307	653 FABRICS, MAN-MADE FIBRES	40 755	116 698	66 658
056 VEGETABLES, PRPD, PRSVD, NES	16 325	2 011	1 142	654 OTH. TEXTILE FABRIC, WOVEN	18 735	52 684	30 224
057 FRUIT, NUTS EXCL. OIL NUTS	31 030	2 974	1 639	655 KNIT. CROCHET. FABRIC NES	35 855	97 496	55 593
058 FRUIT, PRESERVED, PREPARED	8 062	2 315	1 329	656 TULLE, LACE, EMBROIDRY, ETC	11 343	115 495	66 148
059 FRUIT, VEGETABLE JUICES	26 453	5 880	3 425	657 SPECIAL YARN, TXTL. FABRIC	41 851	48 826	27 830
061 SUGARS, MOLASSES, HONEY	91 289	5 941	3 369	658 TEXTILE ARTICLES NES	24 424	56 029	31 909
062 SUGAR CONFECTIONERY	3 225	3 798	2 164	659 FLOP COVERINGS, ETC.	63 577	57 118	32 541
071 COFFEE, COFFEE SUBSTITUTE	4 309	2 158	1 229	661 LIME, CEMENT, CONSTR. MATRL	499 203	23 226	15 880
073 CHOCOLATE, OTH. COCOA PREP	33 013	30 625	17 572	662 CLAY, REFRCT. CONSTR. MATRL	482 718	53 466	30 542
075 SPICES	516	157	93	663 MINERAL MANUFACTURES, NES	1 197 896	160 457	91 398
081 ANIMAL FEED STUFF	104 189	4 718	2 663	664 GLASS	163 028	29 430	16 691
098 EDIBLE PRD. PREPRTNS, NES	62 999	23 764	13 534	665 GLASSWARE	348 755	94 320	53 799
111 NON-ALCOHOL. BEVERAGE, NES	493 639	41 333	23 190	666 POTTERY	3 242	5 447	3 099
112 ALCOHOLIC BEVERAGES	30 701	13 946	7 902	667 PEARLS, PRECIOUS STONES	*	23 981	*
122 TOBACCO, MANUFACTURED	506	544	309 673	671 PIG IRON, SPIEGELEISN, ETC	23 856	23 987	13 712
211 HIDES, SKINS (EX. FURS), RAW	173 646	46 059	26 434	672 INGOTS, SPEC. IRON OR STEEL	15 379	6 495	3 681
212 FURSKINS, RAW	9	181	104 675	673 FLAT-ROLLED IRON ETC.	4 885 878	390 093	222 956
222 OILSEED (SFT. FIX. VEG. OIL)	566 671	25 181	13 848	674 FLAT-ROLLED PLATED IRON	1 354 367	173 606	99 171
223 OILSEED (OTH. FIX. VEG. OIL)	1 899	1 575	900	675 FLAT-ROLLED, ALLOY STEEL	434 930	98 724	56 206
231 NATURAL RUBBER, ETC.	520	111	62	676 IRON, STL. BAR, SHAPES ETC.	1 238 862	192 973	109 928
232 SYNTHETIC RUBBER, ETC.	30 892	2 210	1 250	677 RAILWAY TRACK IRON, STEEL	29 100	3 895	2 207
246 WOOD IN CHIPS, PARTICLES	231 625	2 413	1 373	678 WIRE OF IRON OR STEEL	302 296	41 355	23 576
247 WOOD ROUGH, ROUGH SQUARED	105 312	4 242	2 416	679 TUBES, PIPES, ETC. IRON, STL	942 350	195 053	110 839
248 WOOD, SIMPLY WORKED	2 747 290	170 568	96 702	681 SILVER, PLATINUM, ETC.	1 231	48 038	27 335
251 PULP AND WASTE PAPER	138 557	15 063	8 570	682 COPPER	193 758	108 459	61 963
263 COTTON	25 929	2 407	1 380	683 NICKEL	1 641	4 913	2 784
265 VEGETABLE TEXTILE FIBRES	161	60	33	684 ALUMINIUM	625 489	355 122	202 202
266 SYNTHETIC FIBRES	71 515	24 856	14 177	685 LEAD	1 781	160	91
267 OTHER MAN-MADE FIBRES	202 935	69 470	39 663	686 ZINC	5 404	1 532	868
268 WOOD, OTHER ANIMAL HAIR	2 578	1 111	623	687 TIN	232	212	119
269 WORN CLOTHING, TEXTL. APTL	14 873	1 158	659	689 MISC. NON-FERR. BASE METAL	18 358	36 030	20 458
272 FERTILIZERS, CRUDE	2 602	56	34	691 METALLIC STRUCTURES NES	500 372	183 391	103 833
273 STONE, SAND AND GRAVEL	12 649 907	48 187	27 368	692 CONTAINERS, STORAGE, TRNSP	98 545	53 131	30 354
277 NATURAL ABRASIVES, NES	630	55	34	693 WIRE PRODUCTS EXCL. ELECT	44 168	15 027	8 557
278 OTHER CRUDE MINERALS	2 937 816	52 098	29 541	694 NAILS, SCREWS, NUTS, ETC.	70 417	31 291	17 805
282 FERROUS WASTE AND SCRAP	144 438	9 275	5 292	695 TOOLS	34 107	132 365	75 316
284 NICKEL ORES, CONCTR, MTE	62	80	46	696 CUTLERY	402	1 650	930
285 ALUMINIUM ORE, CONCTR. ETC	1 841	216	127	697 HOUSEHOLD EQUIPMENT, NES	49 048	32 143	18 332
288 NON-FERROUS WASTE, SCRAP	446 000	89 383	50 712	699 MANUFACTS. BASE METAL, NES	391 229	353 497	201 334
289 PREC. METAL ORES, CONCTR	619	9 385	5 346	711 STEAM GENER. BOILERS, ETC.	3 442	2 289	1 309
291 CRUDE ANIMAL MATERIALS NES	212 971	7 216	4 124	712 STEAM TURBINES	4 873	13 655	7 950
292 CRUDE VEG. MATERIALS, NES	32 293	8 967	5 124	713 INTRNL COMBUS PSTN ENGIN	666 047	1 489 043	845 665
322 BRIQUETTES, LIGNITE, PEAT	86 162	1 386	789	714 ENGINES, MOTORS NON-ELECT	1 395	16 329	9 079
325 COKE, SEMI-COKE, RET. CARBIN	34 687	506	286	716 ROTATING ELECTRIC PLANT	147 351	142 570	81 174
334 PETROLEUM PRODUCTS	1 171 862	37 770	21 662	718 OTH. POWR. GENRTRNG MACHNRY	12 290	76 168	43 516
335 RESIDUAL PETROL. PRODUCTS	626 549	24 845	14 104	721 AGRIC. MACHINES, EX. TRACTR	66 251	67 748	38 752
351 ELECTRIC CURRENT, MTH	4 132 137	539 051	304 478	722 TRACTORS	21 671	27 400	15 539
411 ANIMAL OILS AND FATS	225 520	12 036	6 809	723 CIVIL ENGINEERING EQUIPT	127 732	140 322	79 999
421 FIXED VEG. FAT, OILS, SOFT	2 783	511	290	724 TEXTILE, LEATHER MACHINES	25 297	37 236	21 282
422 FIXED VEG. FAT, OILS, OTHER	554	747	421	725 PAPER, PULP MILL MACHINES	29 171	59 380	34 050
491 ANIMAL, VEG. FATS, OILS, NES	38 465	2 026	1 143	726 PRINTNG, BOOKBINDNG MACHS	16 680	43 891	24 851
511 HYDROCARBONS, NES, DERIVTS	99 372	7 721	4 458	727 FOOD-PROCESS. MCH. NON DOM	12 856	25 344	14 343
512 ALCOHOL, PHENDOL, ETC. DERIV	2 484	669	387	728 OTH. MACH. PTS, SPCL INDUSTR	149 739	299 159	170 287
513 CARBOXYLIC ACIDS, DERIVTS	187 181	41 880	23 904	731 METAL REMOVAL WORK TOOLS	30 987	83 260	47 212
514 NITROGEN-FUNCT. COMPOUNDS	568 380	76 749	43 813	733 MACH-TOOLS, METAL-WORKING	13 055	19 917	11 238
515 ORGANIC-INORGANIC COMPHDS	48 084	18 493	10 593	735 PARTS, NES, FOR MACH-TOOLS	13 669	55 437	31 014
516 OTHER ORGANIC CHEMICALS	144 150	6 445	3 617	737 METALWORKING MACHNRY NES	41 014	41 698	23 670
522 INORGANIC CHEM. ELEMENTS	1 164 383	51 666	29 369	741 HEATING, COOLNG EQUIP, PART	111 643	158 003	89 869
523 METAL. SALTS, INORGAN. ACID	282 307	13 810	7 868	742 PUMPS FOR LIQUIDS, PARTS	25 417	81 662	46 424
524 OTHER CHEMICAL COMPOUNDS	87 170	20 827	11 882	743 PUMPS, NES, CENTRIFUGS ETC	144 483	190 990	109 030
525 RADIO-ACTIVE MATERIALS	7 793	4 853	2 772	744 MECHANICAL HANDLING EQUIP	146 847	156 624	88 888
531 SYNTH. COLOURS, LAKES, ETC.	1 375	1 207	683	745 OTH. NONELEC MCH. TOOL, NES	45 482	70 866	40 410
532 DYEING, TANNING MATERIALS	1 303	79	44	746 BALL OR ROLLER BEARINGS	44 190	69 568	39 455
533 PIGMENTS, PAINTS, ETC.	511 063	46 584	26 465	747 TAPS, COCKS, VALVES, ETC.	27 347	63 335	36 193
541 MEDICINES, ETC. EXC. GRPS 42	17 802	162 561	92 698	748 TRANSMISSIONS SHAFTS ETC	52 407	78 205	44 623
542 MEDICAMENTS	27 214	58 889	33 614	749 NON-ELECT MACH. PARTS, ETC	28 538	75 256	42 977
551 ESSNTL. OIL, PERFUME, FLAVR	3 990	4 427	2 517	751 OFFICE MACHINES	1 156	6 635	3 741
				752 AUTOMATC. DATA PROC. EQUIP	2 842	45 825	26 028
				759 PARTS, FOR OFFICE MACHINS	1 545	29 865	17 063



7 IMPORTS AND EXPORTS (SPECIAL TRADE) BY COUNTRIES OF PRODUCTION AND CONSUMPTION AND BY GROUPS OF THE SITC-REV. III 1988

GROUP DESCRIPTION	DT = 100 KG	1 000 DM	1 000 \$	GROUP DESCRIPTION	DT = 100 KG	1 000 DM	1 000 \$
761 TELEVISION RECEIVERS ETC	99 723	270 529	153 866	232 SYNTHETIC RUBBER, ETC.	155 689	31 458	17 915
762 RADIO-BROADCAST RECEIVER	7 046	44 852	25 725	244 CORK,NATURAL,RAW;WASTE	995	123	70
763 SOUND RECORDER,PHONOGRPH	10 407	96 494	54 591	245 FUEL WOOD, WOOD CHARCOAL	17 742	507	292
764 TELECOMM.EQUIP.PARTS NES	16 974	227 114	130 315	246 WOOD IN CHIPS, PARTICLES	2 166 792	20 597	11 686
771 ELEC POWER MACHNY.PARTS	30 962	130 462	74 309	247 WOOD ROUGH,ROUGH SQUARED	8 452 072	151 592	86 369
772 ELEC.SWITCH.RELAY.CIRCUIT	33 486	300 589	171 674	248 WOOD, SIMPLY WORKED	866 068	92 774	53 187
773 ELECTR.DISTRIB.EQPT NES	186 337	290 873	165 643	251 PULP AND WASTE PAPER	3 124 645	81 912	46 493
774 ELECTRO-MEDCL.XRAY EQUIP	7 739	18 398	10 502	261 SILK	109	140	82
775 DOM.ELEC.NON-ELEC.EQUIPT	178 848	218 348	124 339	263 COTTON	22 601	6 337	3 602
776 TRANSISTORS,VALVES,ETC.	14 474	526 027	299 911	265 VEGETABLE TEXTILE FIBRES	1 510	333	192
778 ELECTRIC.MACH.APPART.NES	160 211	214 743	122 707	266 SYNTHETIC FIBRES	77 721	35 885	20 472
781 PASS.MOTOR VEHCLS.EX.BUS	63 871	117 825	67 470	267 OTHER MAN-MADE FIBRES	23 686	11 110	6 293
782 GOODS,SPLC TRANSPORT VEH	141 489	161 200	91 879	268 WOOL, OTHER ANIMAL HAIR	20 337	24 040	13 735
783 ROAD MOTOR VEHICLES NES	21 449	19 846	11 272	269 WORN CLOTHING,TEXTL.ARTL	3 405	1 152	658
784 PARTS,TRACTORS,MOTOR VEH	529 826	611 492	349 162	272 FERTILIZERS, CRUDE	81 931	2 079	1 191
785 CYCLES,MOTORCYCLES ETC.	10 833	26 908	15 346	273 STONE, SAND AND GRAVEL	3 431 530	16 975	9 613
786 TRAILERS,SEMI-TRAILR,ETC	157 751	81 775	46 999	274 SULPHUR,UNRSTD.IRON PYRS	234 662	5 460	3 120
791 RAILWAY VEHICLES.EQUIPNT	21 260	19 857	11 191	277 NATURAL ABRASIVES, NES	7 570	11 122	6 373
792 AIRCRAFT, ASSOCTD. EQUIPNT	1 430	10 141	5 802	278 OTHER CRUDE MINERALS	2 091 222	43 517	24 837
793 SHIP,BOAT,FLOAT,STRUCTRS	2 032	5 172	2 976	281 IRON ORE, CONCENTRATES	179 295	1 248	735
811 PREFABRICATED BUILDINGS	61 682	20 218	11 427	282 FERROUS WASTE AND SCRAP	541 324	14 801	8 427
812 PLUMBING, SANITRY, EQPT.ETC	207 173	70 783	40 377	285 ALUMINIUM ORE,CONCTR.ETC	1 459 442	64 227	36 817
813 LIGHTING FIXTURES ETC.NES	58 759	98 786	56 313	287 ORE,CONCENTR.BASE METALS	50 861	9 761	5 567
821 FURNITURE,CUSHIONS,ETC.	295 384	319 338	182 681	288 NON-FERROUS WASTE,SCRAP	319 176	76 147	43 182
831 TRUNK,SUIT-CASES,BAG,ETC	1 726	6 480	3 681	289 PREC.METAL ORES,CONCRTS	186	5 015	2 686
841 MENS,BOYS CLOTHNG,X-KNIT	18 357	132 879	75 452	291 CRUDE ANIMAL MATERLS,NES	74 638	38 452	21 917
842 WOMEN,GIRL CLOTHNG,XKNIT	21 299	246 640	140 356	292 CRUDE VEG.MATERIALS, NES	81 920	66 316	38 078
843 MENS,BOYS CLOTHING,KNIT	1 181	11 177	6 389	321 COAL,NOT AGGLOMERATED	140 227	4 363	2 467
844 WOMEN,GIRLS CLOTHNG.KNIT	3 562	37 117	21 042	322 BRIQUETTES,LIGNITE,PEAT	2 238 324	46 299	26 312
845 OTHR.TEXTILE APPAREL,NES	11 907	140 667	79 810	325 COKE,SEMI-COKE,RET.CARBN	1 204 484	32 889	18 439
846 CLOTHING ACCESSRS,FABRIC	7 904	48 417	27 478	334 PETROLEUM PRODUCTS	7 543 106	230 752	131 294
848 CLOTHNG,NONTXTL;HEADGEAR	18 770	64 166	36 316	335 RESIDUAL PETROL. PRODUCTS	2 269 700	68 056	38 298
851 FOOTWEAR	69 208	359 048	203 784	342 LIQUEFIED PROPANE,BUTANE	415 569	11 995	6 845
871 OPTICAL INSTRUMENTS,NES	2 177	8 693	4 940	344 PETROLEUM GASES, NES	21 491	11 482	282
872 MEDICAL INSTRUMENTS NES	1 456	32 890	18 767	351 ELECTRIC CURRENT, MTH	1 733 592	123 004	71 171
873 METERS,COUNTERS,NES	1 131	3 808	2 170	411 ANIMAL OILS AND FATS	8 900	1 994	1 138
874 MEASURE,CONTROL INSTRMNT	19 151	228 619	130 337	421 FIXED VEG.FAT,OILS, SOFT	266 544	22 611	12 836
881 PHOTOGRAPH APPAR.ETC.NES	812	6 057	3 457	422 FIXED VEG.FAT,OILS,OTHER	39 180	4 988	2 837
882 PHOTO.CINEMATOGRPH.SUPPL	506	23 529	13 400	431 ANIMAL,VEG.FATS,OILS,NES	113 729	14 947	8 493
883 CINE.FILM EXPOS.DEVLDP	35	582	333	511 HYDROCARBONS,NES,DERIVTS	1 579 789	125 171	71 187
884 OPTICAL GOODS NES	1 595	89 812	51 144	512 ALCOHOL,PHENOL,ETC.DERIV	422 612	64 058	36 456
885 WATCHES AND CLOCKS	368	8 209	4 648	513 CARBOXYLIC ACIDS,DERIVTS	263 898	59 031	33 616
891 ARMS AND AMMUNITION	1 025	10 411	5 951	514 NITROGEN-FUNCT.COMPOUNDS	70 672	41 848	23 903
892 PRINTED MATTER	388 168	239 196	136 044	515 ORGANO-INORGANIC COMPNDS	45 107	46 832	26 703
893 ARTICLES,NES,OF PLASTICS	253 397	195 220	111 183	516 OTHER ORGANIC CHEMICALS	229 039	40 304	22 938
894 BABY CARRIAGE, TOYS,GAMES	56 605	185 791	105 034	522 INORGANIC CHEM.ELEMENTS	2 150 300	132 967	75 883
895 OFFICE,STATIONERY SUPPLS	26 595	29 891	17 012	523 METAL.SALTS,INORGAN.ACID	537 465	47 765	27 201
896 WORKS OF ART,ANTIQUE ETC	1 674	31 051	17 678	524 OTHER CHEMICAL COMPOUNDS	56 568	35 010	19 871
897 GOLD,SILVERWARE,JEWEL NES	948	42 311	24 050	525 RADIO-ACTIVE MATERIALS	188	10 791	6 151
898 MUSICAL INSTRUMENTS,ETC.	17 328	60 043	34 150	531 SYNTH.COLOURS,LAKES,ETC.	57 024	65 024	37 171
899 MISC MANUFCTRD GOODS NES	10 225	43 266	24 644	532 DYEING,TANNING MATERIALS	17 472	4 118	2 370
961 COIN NDNGOLD NONCURREN	692	10 374	5 990	533 PIGMENTS, PAINTS, ETC.	680 839	262 784	149 508
971 GOLD,NONMONTRY EXCL ORES	66	12 871	7 249	541 MEDICINES,ETC.EXC.GRPS42	17 381	163 806	93 350
972		2 538	1 449	542 MEDICAMENTS	56 960	381 841	217 518
EXPORTS	89 133 895	31 867 984	18 136 678	551 ESSENTL.OIL,PERFUME,FLAVR	8 406	22 277	12 677
001 LIVE ANIMALS	5 147	7 026	4 005	552 PERFUMERY,COSMETICS,ETC.	104 015	127 856	72 815
011 BOVINE MEAT	1 131	661	360	554 SOAP,CLEANERS,POLISH,ETC	554 809	143 565	81 879
012 OTHER MEAT, MEAT OFFAL	19 289	8 457	4 778	562 FERTILIZER,EXCEPT GRP272	2 113 749	55 197	31 389
016 MEAT,ED.OFFL.DRY,SLT,SMK	63	82	46	571 POLYMERS OF ETHYLENE	293 138	70 479	40 159
017 MEAT,OFFL.PRPD,PRSD,NES	755	1 014	579	572 POLYMERS OF STYRENE	406 465	120 785	68 789
022 MILK AND CREAM	277 958	45 536	26 884	573 POLYMERS,VINYL CHLORIDE	215 703	50 651	28 861
024 CHEESE AND CURD	90 307	52 956	30 135	574 POLYACETAL,POLYCARBONATE	379 732	140 347	80 005
025 EGGS,BIRDS,YOLKS,ALBUMIN	27 964	7 161	4 116	575 OTH.PLASTIC,PRIMARY FORM	1 110 478	309 700	176 572
034 FISH,FRESH,CHILLED,FROZN	17 252	12 787	7 347	579 PLASTIC WASTE, SCRAP ETC	67 783	5 707	3 239
035 FISH,DRIED,SALTED,SMOKED	1 390	1 706	964	581 PLASTIC TUBE,PIPE,HOSE	99 763	87 517	49 833
036 CRUSTACEANS,MOLLUSCS ETC	882	1 498	838	582 PLASTIC PLATE,SHEETS,ETC	373 391	263 034	149 658
037 FISH ETC.PRPD,PRSD,NES	52 502	30 678	17 547	583 MONOFILAMENT OF PLASTICS	63 868	42 676	24 243
041 WHEAT, MESLIN, UNMILLED	952	113	64	591 INSECTICIDES, ETC.	49 244	41 955	24 195
042 RICE	60 192	6 138	3 494	592 STARCHES,INULIN,ETC.	75 934	39 391	22 380
043 BARLEY, UNMILLED	3 891	302	178	593 EXPLOSIVES,PYROTECHNICS	13 503	16 837	9 580
044 MAIZE UNMILLED	387	175	102	597 PREPRD ADDITIVES,LIQUIDS	123 285	42 305	23 940
045 OTHER CEREALS, UNMILLED	661	116	66	598 MISC.CHEMICAL PRDTS,NES	1 486 741	308 900	175 712
048 CEREAL PREPARATIONS	290 474	112 408	63 798	600 CPL IND PLANT CHAP 69-76	479	428	248
054 VEGETABLES	86 157	24 382	14 176	611 LEATHER	22 250	68 874	39 277
056 VEGETABLES,PRPD,PRSD,NES	28 401	12 071	6 878	612 MANUFACT. LEATHER ETC.NES	1 749	7 397	4 185
057 FRUIT,NUTS EXCL.OIL NUTS	68 955	20 077	11 461	613 FURSKINS,TANNED,DRESSED	736	12 167	6 893
058 FRUIT,PRESERVED,PREPARED	28 460	10 488	5 982	621 MATERIALS OF RUBBER	164 780	90 977	51 665
059 FRUIT, VEGETABLE JUICES	27 200	7 928	4 522	625 RUBBER TYRES,TUBES,ETC.	212 625	156 250	89 422
061 SUGARS,MOLASSES,HONEY	242 263	9 210	5 247	629 ARTICLES OF RUBBER, NES	51 397	83 578	47 573
062 SUGAR CONFECTIONERY	64 645	31 444	17 914	633 CORK MANUFACTURES	6 238	6 138	3 487
071 COFFEE,COFFEE SUBSTITUTE	84 316	53 692	30 387	634 VENEERS, PLYWOOD, ETC.	870 090	115 801	66 034
072 COCOA	29 342	19 022	10 854	635 WOOD MANUFACTURES, NES	229 198	106 050	60 418
073 CHOCOLATE,OTH.COCOA PREP	109 143	79 710	45 411	641 PAPER AND PAPERBOARD	1 718 207	368 742	210 116
074 TEA AND MATE	4 129	3 262	1 874	642 PAPER,PAPERBOARD,CUT ETC	722 762	287 550	163 981
075 SPICES	5 530	2 974	1 677	651 TEXTILE YARN	257 549	320 452	183 157
081 ANIMAL FEED STUFF	4 726 552	273 030	155 252	652 COTTON FABRICS, WOVEN	56 742	156 497	89 504
091 MARGARINE AND SHORTENING	24 505	4 087	2 332	653 FABRICS,MAN-MADE FIBRES	70 255	184 663	105 248
098 EDIBLE PROD.PREPRNTS,NES	137 289	110 122	62 814	654 OTH.TEXTILE FABRIC,WOVEN	35 862	76 342	43 471
111 NON-ALCOHOL.BEVERAGE,NES	102 422	11 601	6 634	655 KNIT,CROCHET,FABRIC NES	42 194	116 864	66 621
112 ALCOHOLIC BEVERAGES	224 333	28 196	16 064	656 TULLE,LACE,EMBROIDRY.ETC	10 325	46 962	26 782
121 TOBACCO, UNMANUFACTURED	5 508	3 138	1 771	657 SPECIAL YARN,XTL.FABRIC	96 970	157 740	89 735
122 TOBACCO, MANUFACTURED	2 783	6 360	3 598	658 TEXTILE ARTICLES NES	41 220	104 969	59 658
211 HIDES,SKINS(EX.FURS),RAW	173 831	63 218	36 277	659 FLOOR COVERINGS, ETC.	74 424	88 918	50 539
212 FURSKINS, RAW	11	278	163	661 LIME,CEMENT,CONSTR.MATRL	308 208	33 382	18 892
222 DILSEED(SFT.FIX VEG.OIL)	41 742	5 738	3 232	662 CLAY,REFRCT.CONSTR.MATRL	1 316 382	115 000	65 309
223 DILSEED(OTH.FIX.VEG.OIL)	4 649	1 064	607	663 MINEPAL MANUFACTURES,NES	1 390 383	181 914	103 240
231 NATURAL RUBBER, ETC.	21 251	5 382	3 043	664 GLASS	696 666	179 938	102 430
				665 GLASSWARE	276 507	100 458	57 114
				666 POTTERY	54 864	61 559	35 094

7 IMPORTS AND EXPORTS (SPECIAL TRADE) BY COUNTRIES OF PRODUCTION AND CONSUMPTION AND BY GROUPS OF THE SITC-REV. III 1988

GROUP DESCRIPTION	DT = 100 KG	1 000 DM	1 000 \$	GROUP DESCRIPTION	DT = 100 KG	1 000 DM	1 000 \$
667 PEARLS,PRECIOUS STONES	.	.	.	885 WATCHES AND CLOCKS	4 950	51 006	29 008
671 PIG IRON,SPIEGELISN,ETC	316 173	36 687	20 795	891 ARMS AND AMMUNITION	3 952	20 782	11 853
672 INGOTS ETC.IRON OR STEEL	2 278 487	134 906	76 977	892 PRINTED MATTER	772 868	768 952	437 611
673 FLAT-ROLLED IRON ETC.	1 112 868	119 407	67 783	893 ARTICLES,NES,OF PLASTICS	431 700	423 313	240 859
674 FLAT-ROLLED PLATED IRON	615 352	85 867	48 834	894 BABY CARRIAGE, TOYS, GAMES	106 317	161 259	91 695
675 FLAT-ROLLED, ALLOY STEEL	360 728	128 137	72 589	895 OFFICE, STATIONERY SUPPLS	16 510	45 944	26 093
676 IRON, STL. BAR, SHAPES ETC.	1 333 126	151 734	85 918	896 WORKS OF ART, ANTIQUE ETC	1 001	136 240	76 918
677 RAILWAY TRACK IRON, STEEL	26 771	5 752	3 261	897 GOLD, SILVERWARE, JEWEL NES	1 033	164 057	93 157
678 WIRE OF IRON OR STEEL	168 652	31 212	17 754	898 MUSICAL INSTRUMENTS, ETC.	45 139	206 493	117 824
679 TUBES, PIPES, ETC. IRON, STL	919 871	241 554	136 978	899 MISC MANUFACTRD GOODS NES	79 741	125 409	71 254
681 SILVER, PLATINUM, ETC.	1 226	46 176	26 971	941 COMPL IND PLANT CHAPT 99	357	669	361
682 COPPER	553 505	326 680	185 568	961 COIN NONGOLD NONCURRENT	25	13 628	7 733
683 NICKEL	6 917	19 120	10 897	971 GOLD, NONMONTREY EXCL DRES	38	29 307	16 682
684 ALUMINIUM	922 798	412 813	233 987	972	57	27 505	15 880
685 LEAD	143 843	19 584	11 118				
686 ZINC	86 347	23 361	13 222	ANDORRA			
687 TIN	4 657	6 131	3 485				
689 MISC. NON-FERR. BASE METAL	7 519	10 774	6 151	IMPORTS	922	4 624	2 623
691 METALLIC STRUCTURES NES	411 061	187 409	106 278				
692 CONTAINERS, STORAGE, TRNSP	219 492	111 438	63 278	011 BOVINE MEAT	178	70	37
693 WIRE PRODUCTS EXCL. ELECT	272 984	51 161	29 018	634 VENEERS, PLYWOOD, ETC.	252	59	35
694 NAILS, SCREWS, NUTS, ETC.	178 807	126 297	71 803	687 TIN	179	451	257
695 TOOLS	63 594	229 148	130 416	772 ELEC. SWITCH. RELAY. CIRCUIT	89	3 576	2 041
696 CUTLERY	7 079	36 264	20 593	781 PASS. MOTOR VEHCLS. EX. BUS	29	56	30
697 HOUSEHOLD EQUIPMENT, NES	138 289	129 891	73 819	821 FURNITURE, CUSHIONS, ETC.	112	67	39
699 MANUFACTS. BASE METAL, NES	658 192	527 566	300 024				
700 CPL IND PLANT (84/85/87)	5 684	15 045	8 513	EXPORTS	34 554	77 516	43 821
711 STEAM GENER. BOILERS, ETC.	8 019	11 954	6 686				
712 STEAM TURBINES	1 306	7 534	4 149	017 MEAT, OFFL. PRPD, PRSVD, NES	212	129	71
713 INTRNL COMBUS PSTN ENGIN	508 358	552 537	314 922	024 CHEESE AND CURD	871	418	237
714 ENGINES, MOTORS NON-ELECT	2 165	11 695	6 528	037 FISH ETC. PREPD, PRSVD. NES	60	140	79
716 ROTATING ELECTRIC PLANT	59 914	132 009	74 950	048 CEREAL PREPARATIONS	860	313	175
718 OTH. POWR. GENRTNG. MACHNRY	22 472	60 375	34 388	062 SUGAR CONFECTIONERY	378	241	135
721 AGRIC. MACHINES, EX. TRACTR	132 849	146 077	83 234	073 CHOCOLATE, OTH. COCOA PREP	1 157	967	548
722 TRACTORS	68 205	80 471	45 613	098 EDIBLE PROD. PREPRTRS, NES	86	59	32
723 CIVIL ENGINEERING EQUIPT	222 733	226 187	128 547	112 ALCOHOLIC BEVERAGES	1 821	644	369
724 TEXTILE, LEATHER MACHINES	55 406	192 401	109 048	121 TOBACCO, UNMANUFACTURED	1 254	1 146	653
725 PAPER, PULP MILL MACHINES	32 148	91 036	51 271	122 TOBACCO, MANUFACTURED	1 473	3 653	2 046
726 PRINTNG, BOOKBINDING MACHS	36 979	144 527	82 277	515 ORGANO-INORGANIC COMPNDS	9	503	296
727 FOOD-PROCESS. MCH. NON DOM	18 429	69 577	39 315	541 MEDICINES, ETC. EXC. GRP542	12	143	79
728 OTH. MACH. PTS. SPLC INDUSTR	223 109	554 190	315 555	542 MEDICAMENTS	27	174	97
731 METAL REMOVAL WORK TOOLS	79 626	351 817	197 559	554 SOAP, CLEANERS, POLISH, ETC	87	98	56
733 MACH-TOOLS, METAL-WORKING	37 212	80 566	45 637	575 OTH. PLASTIC, PRIMARY FORM	4 776	2 148	1 275
735 PARTS, NES, FOR MACH-TOOLS	20 253	99 507	56 472	582 PLASTIC PLATE, SHEETS, ETC	312	277	157
737 METALWORKING MACHNRY NES	52 268	79 767	45 280	598 MISC. CHEMICAL PRODTS, NES	73	151	87
741 HEATNG, COOLNG EQUIP, PART	.	.	.	613 FURSKINS, TANNED, DRESSED	2	169	96
742 PUMPS FOR LIQUIDS, PARTS	53 792	219 990	125 172	625 RUBBER TYRES, TUBES, ETC.	81	91	53
743 PUMPS NES, CENTRIFUGS ETC	126 822	265 385	150 932	642 PAPER, PAPERBOARD, CUT ETC	3 261	1 912	1 078
744 MECHANICAL HANDLING EQUIP	232 164	313 396	177 800	651 TEXTILE YARN	39	101	57
745 OTH. NONELEC MCH, TOOL, NES	101 945	297 296	168 956	658 TEXTILE ARTICLES NES	36	127	74
746 BALL OR ROLLER BEARINGS	44 246	102 827	58 679	659 FLOOR COVERINGS, ETC.	110	497	280
747 TAPS, COCKS, VALVES, ETC.	80 437	291 317	165 455	662 CLAY, REFCTR. CONSTR. MATRL	826	223	127
748 TRANSMISSIONS SHAFTS ETC	175 898	214 241	121 884	665 GLASSWARE	142	265	151
749 NON-ELECT MACH. PARTS, ETC	74 306	180 462	102 481	666 POTTERY	110	721	123
751 OFFICE MACHINES	9 700	64 585	36 726	667 PEARLS, PRECIOUS STONES	.	.	.
752 AUTOMATC. DATA PRDC. EQUIP	22 989	387 875	220 186	684 ALUMINIUM	490	354	195
759 PARTS, FOR OFFICE MACHINS	7 081	175 851	100 138	687 TIN	160	202	110
761 TELEVISION RECEIVERS ETC	39 271	120 157	67 812	691 METALLIC STRUCTURES NES	527	272	153
762 RADIO-BROADCAST RECEIVER	6 004	41 018	23 414	695 TOOLS	46	226	123
763 SOUND RECORDER, PHONOGRPH	5 543	43 628	25 229	696 CUTLERY	108	1 082	609
764 TELECOMM. EQUIP. PARTS NES	66 968	463 134	263 145	697 HOUSEHOLD EQUIPMENT, NES	185	440	252
771 ELECT POWER MACHNY. PARTS	44 524	120 987	68 722	699 MANUFACTS. BASE METAL, NES	69	121	64
772 ELEC. SWITCH. RELAY. CIRCUIT	118 109	634 864	361 011	713 INTRNL COMBUS PSTN ENGIN	63	157	92
773 ELECTR DISTRIB. EQPT NES	193 884	218 474	123 911	716 ROTATING ELECTRIC PLANT	31	63	36
774 ELECTRO-MEDCL. XRAY EQUIP	3 430	75 234	42 882	722 TRACTORS	114	187	106
775 DOM. ELEC. NON-ELEC. EQUIPT	344 289	450 190	256 000	724 TEXTILE, LEATHER MACHINES	9	97	53
776 TRANSISTORS, VALVES, ETC.	35 105	807 301	459 172	728 OTH. MACH. PTS. SPLC INDUSTR	19	78	46
778 ELECTRIC. MACH. APPART. NES	129 625	419 878	238 958	741 HEATNG, COOLNG EQUIP, PART	1	78	46
781 PASS. MOTOR VEHCLS. EX. BUS	1 196 200	2 283 997	1 304 515	744 MECHANICAL HANDLING EQUIP	170	258	153
782 GOODS, SPLC TRANSPORT VEH	347 483	467 476	266 431	745 OTH. NONELEC MCH, TOOL, NES	106	158	92
783 ROAD MOTOR VEHICLES NES	73 763	158 889	91 088	747 TAPS, COCKS, VALVES, ETC.	50	151	85
784 PARTS, TRACTORS, MOTOR VEH	735 034	927 138	528 684	751 OFFICE MACHINES	11	101	55
785 CYCLES, MOTORCYCLES ETC.	42 399	70 323	40 619	761 TELEVISION RECEIVERS ETC	372	1 369	773
786 TRAILERS, SEMI-TRAILR, ETC	249 144	171 936	98 216	762 RADIO-BROADCAST RECEIVER	342	2 714	1 519
791 RAILWAY VEHICLES. EQUIPNT	78 901	82 108	46 597	763 SOUND RECORDER, PHONOGRPH	166	2 556	1 438
792 AIRCRAFT, ASSOCTD. EQUIPNT	351	6 701	3 819	764 TELECOMM. EQUIP. PARTS NES	347	8 711	4 882
793 SHIP, BOAT, FLOAT. STRUCTRS	71 557	17 639	10 111	771 ELECT POWER MACHNY. PARTS	167	207	113
800 CPL IND PLANT CHAP 90/94	54	418	225	772 ELEC. SWITCH. RELAY. CIRCUIT	22	241	135
811 PREFABRICATED BUILDINGS	87 647	22 024	12 498	775 DOM. ELEC. NON-ELEC. EQUIPT	404	1 663	928
812 PLUMBNG, SANITRY, EQPT. ETC	152 407	133 256	75 411	776 TRANSISTORS, VALVES, ETC.	29	633	354
813 LIGHTNG FIXTURES ETC. NES	57 427	122 457	69 647	778 ELECTRIC. MACH. APPART. NES	191	638	366
821 FURNITURE, CUSHIONS, ETC.	1 175 145	781 158	445 032	781 PASS. MOTOR VEHCLS. EX. BUS	4 803	15 499	8 822
831 TRUNK, SUIT-CASES, BAG, ETC	20 651	59 487	33 868	782 GOODS, SPLC TRANSPORT VEH	1 797	2 150	1 219
841 MENS, BOYS CLOTHNG, X-KNIT	23 419	235 871	134 869	783 ROAD MOTOR VEHICLES NES	1 164	2 233	1 285
842 WOMEN, GIRL CLOTHNG, XKNIT	43 373	538 565	306 815	784 PARTS, TRACTORS, MOTOR VEH	924	2 369	1 341
843 MENS, BOYS CLOTHING, KNIT	3 500	21 674	12 290	785 CYCLES, MOTORCYCLES ETC.	44	207	122
844 WOMEN, GIRLS CLOTHNG. KNIT	13 209	116 487	66 204	786 TRAILERS, SEMI-TRAILR, ETC	140	119	67
845 OTHR. TEXTILE APPAREL, NES	30 650	267 204	151 754	813 LIGHTNG FIXTURES ETC. NES	24	203	116
846 CLOTHING ACCESSRS, FABRIC	13 344	81 314	45 949	821 FURNITURE, CUSHIONS, ETC.	212	472	269
848 CLOTHNG, NONTXTL; HEADGEAR	11 152	153 020	86 394	831 TRUNK, SUIT-CASES, BAG, ETC	41	220	119
851 FOOTWEAR	55 517	229 268	130 408	841 MENS, BOYS CLOTHNG, X-KNIT	20	413	232
871 OPTICAL INSTRUMENTS, NES	833	24 927	14 147	842 WOMEN, GIRL CLOTHNG, XKNIT	17	1 110	617
872 MEDICAL INSTRUMENTS NES	24 457	158 777	90 275	844 WOMEN, GIRLS CLOTHNG. KNIT	97	97	53
873 METERS, COUNTERS, NES	6 477	36 738	20 954	845 OTHR. TEXTILE APPAREL, NES	33	749	415
874 MEASURE, CONTROL INSTRMNT	38 773	476 110	270 402	846 CLOTHING ACCESSRS, FABRIC	43	670	377
881 PHOTOGRAPH APPAR. ETC. NES	7 430	61 712	35 132	848 CLOTHNG, NONTXTL; HEADGEAR	15	1 519	831
882 PHOTO. CINEMATOGRPH. SUPPL	65 871	149 265	84 761	851 FOOTWEAR	34	224	126
883 CINE. FILM EXPOSD. DEVELPD	704	2 838	1 601	871 OPTICAL INSTRUMENTS, NES	49	249	144
884 OPTICAL GOODS NES	4 198	167 241	95 371	872 MEDICAL INSTRUMENTS NES	17	328	183

## 7 IMPORTS AND EXPORTS (SPECIAL TRADE) BY COUNTRIES OF PRODUCTION AND CONSUMPTION AND BY GROUPS OF THE SITC-REV. III 1988

GROUP DESCRIPTION	DT = 100 KG	1 000 DM	1 000 \$	GROUP DESCRIPTION	DT = 100 KG	1 000 DM	1 000 \$
874 MEASURE, CONTROL INSTRMNT	20	601	336	629 ARTICLES OF RUBBER, NES	927	14 267	8 146
881 PHOTOGRAPH APPAR. ETC. NES	91	480	269	642 PAPER, PAPERBOARD, CUT ETC	159	79	43
884 OPTICAL GOODS NES	13	272	160	651 TEXTILE YARN	13	80	47
885 WATCHES AND CLOCKS	86	661	375	652 COTTON FABRICS, WOVEN	59	153	86
891 ARMS AND AMMUNITION	100	627	353	655 KNIT CROCHET FABRIC NES	594	633	362
892 PRINTED MATTER	77	118	68	657 SPECIAL YARN, TXTL. FABRIC	69	271	154
893 ARTICLES, NES, OF PLASTICS	54	214	120	658 TEXTILE ARTICLES NES	62	102	61
894 BABY CARRIAGE, TOYS, GAMES	135	824	465	663 MINERAL MANUFACTURES, NES	1 207	762	436
895 OFFICE, STATIONERY SUPPLS	37	886	506	665 GLASSWARE	49	77	45
896 WORKS OF ART, ANTIQUE ETC	6	618	353	684 ALUMINIUM	1 136	589	340
897 GOLD, SILVERWARE, JEWEL NES	3	661	383	695 TOOLS	147	2 604	1 476
898 MUSICAL INSTRUMENTS, ETC.	910	2 442	1 380	699 MANUFACTS. BASE METAL, NES	1 577	2 672	1 523
899 MISC MANUFCTRD GOODS NES	67	309	173	713 INTRNL COMBUS PSTN ENGIN	54	105	57
961 COIN NONGOLD NONCURRENT		57	31	714 ENGINES, MOTORS NON-ELECT		159	90
971 GOLD, NONMONTRY EXCL DRES		783	447	716 ROTATING ELECTRIC PLANT	1 546	318	182
				728 OTH. MACH. PTS, SPCL INDUST	20	74	39
GIBRALTAR				735 PARTS, NES, FOR MACH-TOOLS	11	77	44
IMPORTS	996	590	336	742 PUMPS FOR LIQUIDS, PARTS	45	193	110
288 NON-FERROUS WASTE, SCRAP	744	220	126	743 PUMPS NES, CENTRIFUGS ETC	8	72	40
778 ELECTRIC MACH. APPART. NES		125	74	745 OTH. NONELEC MCH. TOOL, NES	30	196	113
896 WORKS OF ART, ANTIQUE ETC	2	162	91	749 NON-ELECT MACH. PARTS, ETC	82	2 078	1 174
EXPORTS	20 440	12 335	6 898	771 ELECT POWER MACHNY. PARTS	52	828	472
011 BOVINE MEAT	530	196	114	772 ELECT. SWITCH. RELAY. CIRCUIT	1 098	8 097	4 601
012 OTHER MEAT, MEAT OFFAL	172	51	31	774 EQUIPT	2	87	49
022 MILK AND CREAM	1 090	217	124	775 DOM. ELEC. NON-ELEC. EQUIPT	236	2 103	1 195
048 CEREAL PREPARATIONS	233	85	49	776 TRANSISTORS, VALVES, ETC.	774	30 051	17 164
061 SUGARS, MOLASSES, HONEY	11 611	547	311	778 ELECTRIC MACH. APPART. NES	107	215	116
112 ALCOHOLIC BEVERAGES	2 118	421	237	784 PARTS, TRACTORS, MOTOR VEH	235	1 221	704
533 PIGMENTS, PAINTS, ETC.	129	66	37	821 FURNITURE, CUSHIONS, ETC.	81	106	58
541 MEDICINES, ETC. EXC. GRP542	7	134	76	831 TRUNK, SUIT-CASES, BAG, ETC	226	769	441
553 PERFUMERY, COSMETICS, ETC.	183	370	205	841 MENS, BOYS CLOTHING, X-KNIT	12 309	67 364	38 353
629 ARTICLES OF RUBBER, NES	1	62	36	842 WOMEN, GIRL CLOTHING, XKNIT	7 734	44 139	25 235
696 CUTLERY	17	132	75	843 MENS, BOYS CLOTHING, KNIT	159	869	492
699 MANUFACTS. BASE METAL, NES	548	142	79	844 WOMEN, GIRLS CLOTHING, KNIT	1 809	8 099	4 594
712 STEAM TURBINES	23	60	34	845 OTHR. TEXTILE APPAREL, NES	3 580	14 248	8 099
713 INTRNL COMBUS PSTN ENGIN	160	803	476	846 CLOTHNG ACCESSRS, FABRIC	259	2 706	1 562
716 ROTATING ELECTRIC PLANT	14	95	52	848 CLOTHNG, NONTXTL; HEADGEAR	226	6 638	3 743
745 OTH. NONELEC MCH. TOOL, NES	8	101	58	851 FOOTWEAR	1 836	31 604	18 031
746 BALL OR ROLLER BEARINGS	23	84	46	871 OPTICAL INSTRUMENTS, NES	4	94	55
748 TRANSMISSIONS SHAFTS ETC	5	85	47	872 MEDICAL INSTRUMENTS NES	7	54	32
749 NON-ELECT MACH. PARTS, ETC	9	52	30	874 MEASURE, CONTROL INSTRMNT		149	84
751 OFFICE MACHINES	5	56	32	884 OPTICAL GOODS NES	991	49 844	28 563
761 TELEVISION RECEIVERS ETC	92	285	159	885 WATCHES AND CLOCKS	1 648	6 586	3 742
762 RADIO-BROADCAST RECEIVER	8	78	42	893 ARTICLES, NES, OF PLASTICS	446	566	320
775 DOM. ELEC. NON-ELEC. EQUIPT	44	141	77	894 BABY CARRIAGE, TOYS, GAMES	9 257	23 281	13 256
778 ELECTRIC MACH. APPART. NES	66	127	63	896 WORKS OF ART, ANTIQUE ETC	2	458	263
781 PASS. MOTOR VEHCLS. EX. BUS	1 631	4 218	2 386	899 MISC MANUFCTRD GOODS NES		87	47
784 PARTS, TRACTORS, MOTOR VEH	47	134	75	961 COIN NONGOLD NONCURRENT	1	86	49
793 SHIP, BOAT, FLOAT, STRUCTRS	442	1 023	543	EXPORTS	537 126	341 292	193 802
821 FURNITURE, CUSHIONS, ETC.	68	77	42	011 BOVINE MEAT	264	193	108
842 WOMEN, GIRL CLOTHNG, XKNIT		190	94	022 MILK AND CREAM	12 603	1 472	858
845 OTHR. TEXTILE APPAREL, NES		80	43	024 CHEESE AND CURD	9 282	4 559	2 588
874 MEASURE, CONTROL INSTRMNT	1	96	55	037 FISH ETC. PRPVD, PRSVD. NES	116	66	36
885 WATCHES AND CLOCKS	2	165	93	048 CEREAL PREPARATIONS	7 067	1 488	873
894 BABY CARRIAGE, TOYS, GAMES	25	61	33	054 VEGETABLES	80	65	38
895 OFFICE, STATIONERY SUPPLS		113	63	056 VEGETABLES, PRPVD, PRSVD, NES	1 020	397	220
896 WORKS OF ART, ANTIQUE ETC		72	38	058 FRUIT, PRESERVED, PREPARED	1 506	616	347
VATICAN CITY				062 SUGAR CONFECTIONERY	705	348	200
IMPORTS	64	1 868	1 082	071 COFFEE, COFFEE SUBSTITUTE	72	162	89
896 WORKS OF ART, ANTIQUE ETC	37	1 622	941	073 CHOCOLATE, OTH. COCOA PREP	800	757	429
961 COIN NONGOLD NONCURRENT		50	30	081 ANIMAL FEED STUFF	16 004	1 206	685
EXPORTS	13 065	2 643	1 512	098 EDIBLE PROD. PREPRPTS, NES	3 386	2 514	1 429
024 CHEESE AND CURD	422	199	113	111 NON-ALCOHOL. BEVERAGE, NES	2 883	269	149
061 SUGARS, MOLASSES, HONEY	11 600	531	301	112 ALCOHOLIC BEVERAGES	1 969	448	254
122 TOBACCO, MANUFACTURED	27	103	58	122 TOBACCO, MANUFACTURED	64	128	76
542 MEDICAMENTS	62	36	38	232 SYNTHETIC RUBBER, ETC.	803	482	276
654 GLASS	558	165	94	278 OTHER CRUDE MINERALS	2 113	80	46
764 TELECOMM. EQUIP. PARTS NES	6	286	162	334 PETROLEUM PRODUCTS	192	66	34
771 ELECT POWER MACHNY. PARTS	127	135	78	RESIDUAL PETROL. PRODUCTS	1 226	160	90
781 PASS. MOTOR VEHCLS. EX. BUS	48	335	197	421 FIXED VEG. FAT, OILS, SOFT	1 799	194	111
881 PHOTOGRAPH APPAR. ETC. NES	21	376	224	491 ANIMAL, VEG. FATS, OILS, NES	6 537	776	447
892 PRINTED MATTER	40	180	99	513 CARBOXYLIC ACIDS, DERIVTS	224	148	84
MALTA				514 NITROGEN-FUNCT. COMPOUNDS	597	371	212
IMPORTS	222 431	363 929	206 715	515 ORGANO-INORGANIC COMPNDS	142	422	238
059 FRUIT, VEGETABLE JUICES	4 298	834	478	517 OTHER ORGANIC CHEMICALS	67	52	30
121 TOBACCO, UNMANUFACTURED	148	1 135	639	522 INDRGANIC CHEM. ELEMENTS	2 196	389	218
263 COTTON	189	64	38	523 METAL. SALTS, INDRGAN. ACID	5 820	722	407
267 OTHER MAN-MADE FIBRES	813	65	37	524 OTHER CHEMICAL COMPOUNDS	805	308	178
288 NON-FERROUS WASTE, SCRAP	191	160	91	531 SYNTH. COLOURS, LAKES, ETC.	68	144	79
334 PETROLEUM PRODUCTS	2 553	115	67	533 PIGMENTS, PAINTS, ETC.	1 415	1 537	868
542 MEDICAMENTS	278	1 163	647	541 MEDICINES, ETC. EXC. GRP542	144	441	246
553 PERFUMERY, COSMETICS, ETC.	1 504	1 103	628	542 MEDICAMENTS	667	4 701	2 675
573 POLYMERS, VINYL CHLORIDE	165	57	31	551 ESSNTL. OIL, PERFUME, FLAVR	869	2 090	1 222
582 PLASTIC PLATE, SHEETS, ETC	49	264	148	553 PERFUMERY, COSMETICS, ETC.	1 823	2 105	1 191
598 MISC. CHEMICAL PRDCTS. NES	6	280	166	554 SOAP, CLEANERS, POLISH, ETC	6 596	1 468	826
613 FURSKINS, TANNED, DRESSED	38	254	143	562 FERTILIZER, EXCEPT GRP272	2 083	71	42
625 RUBBER TYRES, TUBES, ETC.	346	305	174	571 POLYMERS OF ETHYLENE	4 709	1 066	604
				572 POLYMERS OF STYRENE	5 967	2 486	1 402
				573 POLYMERS, VINYL CHLORIDE	2 058	374	222
				574 POLYACETAL, POLYCARBONATE	969	503	280
				575 OTH. PLASTIC, PRIMARY FORM	12 148	6 094	3 484
				581 PLASTIC TUBE, PIPE, HOSE	158	330	185
				582 PLASTIC PLATE, SHEETS, ETC	1 697	1 942	1 099
				583 MONOFILAMENT OF PLASTICS	234	256	144
				591 INSECTICIDES, ETC.	297	462	262
				592 STARCHES, INULIN, ETC.	9 176	1 026	586

## 7 IMPORTS AND EXPORTS (SPECIAL TRADE) BY COUNTRIES OF PRODUCTION AND CONSUMPTION AND BY GROUPS OF THE SITC-REV. III 1988

GROUP DESCRIPTION	DT = 100 KG	1 000 DM	1 000 \$	GROUP DESCRIPTION	DT = 100 KG	1 000 DM	1 000 \$
597 PREPRD ADDITIVES, LIQUIDS	406	221	126	851 FOOTWEAR	173	665	373
598 MISC. CHEMICAL PRODS. NES	3 016	3 085	1 772	871 OPTICAL INSTRUMENTS, NES	18	305	179
611 LEATHER	2 064	18 213	10 337	872 MEDICAL INSTRUMENTS NES	83	785	442
613 FURSKINS, TANNED, DRESSED	144	3 611	2 066	874 MEASURE, CONTROL INSTRMNT	64	1 807	1 059
621 MATERIALS OF RUBBER	109	161	88	881 PHOTOGRAPH APPAR. ETC. NES	30	322	180
625 RUBBER TYRES, TUBES, ETC.	1 145	668	383	882 PHOTO. CINEMATOGRPH. SUPPL	475	1 128	644
629 ARTICLES OF RUBBER, NES	173	830	470	884 OPTICAL GOODS NES	695	25 212	14 288
634 VENEERS, PLYWOOD, ETC.	3 633	859	497	885 WATCHES AND CLOCKS	994	4 020	2 276
635 WOOD MANUFACTURES, NES	496	234	134	892 PRINTED MATTER	1 863	2 669	1 481
641 PAPER AND PAPERBOARD	6 108	2 053	1 139	893 ARTICLES, NES, OF PLASTICS	3 110	3 240	1 843
642 PAPER, PAPERBOARD, CUT ETC	4 593	2 043	1 139	894 BABY CARRIAGE, TOYS, GAMES	717	1 352	754
651 TEXTILE YARN	7 799	3 674	2 085	895 OFFICE, STATIONERY SUPPLS	143	543	294
652 COTTON FABRICS, WOVEN	7 950	18 702	10 674	896 WORKS OF ART, ANTIQUE ETC	4	69	41
653 FABRICS, MAN-MADE FIBRES	7 851	26 480	15 043	897 GOLD, SILVERWARE, JEWEL NES	1	1 06	63
654 OTH. TEXTILE FABRIC, WOVEN	2 173	11 205	6 355	898 MUSICAL INSTRUMENTS, ETC.	707	1 743	1 005
655 KNIT, CROCHET, FABRIC NES	2 341	5 865	3 309	899 MISC MANUFCTRD GOODS NES	819	3 995	2 264
656 TULLE, LACE, EMBROIDRY, ETC	390	1 451	820	971 GOLD, NONMONTRY EXCL ORES	1 056	1 056	616
657 SPECIAL YARN, TXTL. FABRIC	2 733	8 552	4 859				
658 TEXTILE ARTICLES NES	167	403	233	YUGOSLAVIA			
659 FLOOR COVERINGS, ETC.	144	195	111				
662 CLAY, REFRCT. CONSTR. MATRL	3 372	492	276	IMPORTS	14 862 127	5 330 191	3 036 403
663 MINERAL MANUFACTURES, NES	1 579	747	420				
664 GLASS	393	139	80	011 BOVINE MEAT	155	207	123
665 GLASSWARE	547	659	375	012 OTHER MEAT, MEAT OFFAL	23 357	14 368	8 151
666 POTTERY	353	713	400	016 MEAT, ED. OFFL, DRY, SLT, SMK	267	319	181
667 PEARLS, PRECIOUS STONES	.	.	.	017 MEAT, OFFL. PRPD, PRSVD, NES	43 792	14 188	8 116
673 FLAT-ROLLED IRON ETC.	7 544	731	407	024 CHEESE AND CURD	177	99	52
674 FLAT-ROLLED PLATED IRON	6 215	614	339	025 EGGS, BIRDS, YOLKS, ALBUMIN	264	313	170
675 FLAT-ROLLED, ALLOY STEEL	6 502	2 481	1 401	034 FISH, FRESH, CHILLED, FROZN	6 045	2 573	1 496
676 IRON, STL. BAR, SHAPES ETC.	660	276	153	037 FISH ETC. PRPD, PRSVD, NES	1 377	450	261
678 WIRE OF IRON OR STEEL	3 449	153	83	044 MAIZE UNMILLED	10 195	1 972	1 153
679 TUBES, PIPES, ETC. IRON, STL	3 206	730	423	045 OTHER CEREALS, UNMILLED	1 209	159	84
681 SILVER, PLATINUM, ETC.	6	415	232	048 CEREAL PREPARATIONS	313	86	49
682 COPPER	1 051	942	535	054 VEGETABLES	126 239	35 730	20 515
683 NICKEL	21	135	75	056 VEGETABLES, PRPD, PRSVD, NES	164 677	18 560	10 588
684 ALUMINIUM	1 918	1 208	681	057 FRUIT, NUTS EXCL. OIL NUTS	71 634	5 747	3 200
691 METALLIC STRUCTURES NES	376	141	83	058 FRUIT, PRESERVED, PREPARED	487 133	86 243	49 015
692 CONTAINERS, STORAGE, TRNSP	399	357	203	059 FRUIT, VEGETABLE JUICES	69 798	15 226	8 660
693 WIRE PRODUCTS EXCL. ELECT	127	111	61	061 SUGARS, MOLASSES, HONEY	5 048	1 602	918
694 NAILS, SCREWS, NUTS, ETC.	820	1 442	820	062 SUGAR CONFECTIONERY	8 891	2 238	1 273
695 TOOLS	832	4 349	2 464	073 CHOCOLATE, OTH. COCOA PREP	3 164	937	535
696 CUTLERY	164	803	449	075 SPICES	18 098	4 642	2 655
697 HOUSEHOLD EQUIPMENT, NES	660	699	402	081 ANIMAL FEED STUFF	424 832	11 327	6 502
699 MANUFACT. BASE METAL, NES	3 368	5 723	3 250	098 EDIBLE PROD. PREPRTNS, NES	5 577	936	538
711 STEAM GENER. BOILERS, ETC.	50	96	51	111 NON-ALCOHOL. BEVERAGE, NES	23 044	699	400
713 INTRNL COMBUS PSTN ENGIN	808	6 581	3 710	112 ALCOHOLIC BEVERAGES	419 356	42 535	24 168
714 ENGINES, MOTORS NON-ELECT	16	1 474	841	121 TOBACCO, UNMANUFACTURED	10 588	4 804	2 729
716 ROTATING ELECTRIC PLANT	250	1 144	639	211 HIDES, SKINS (EX. FURS), RAW	112	55	31
721 AGRIC. MACHINES, EX. TRACTR	22	75	44	222 OILSEED(SFT. FIX VEG. OIL)	3 276	458	253
723 CIVIL ENGINEERING EQUIPT	83	258	147	223 OILSEED(OTH. FIX. VEG. OIL)	5 547	957	529
724 TEXTILE, LEATHER MACHINES	1 937	6 815	3 883	232 SYNTHETIC RUBBER, ETC.	19 964	2 035	1 148
725 PAPER, PULP MILL MACHINES	65	167	91	245 FUEL WOOD, WOOD CHARCOAL	13 413	760	437
726 PRINTNG, BOOKBINDNG MACHS	287	1 585	882	246 WOOD IN CHIPS, PARTICLES	4 641	110	63
727 FOOD-PROCESS. MCH. NON DDM	42	266	150	247 WOOD ROUGH, ROUGH SQUARED	5 285	296	174
728 OTH. MACH. PTS, SPCL INDOST	489	2 876	1 640	248 WOOD, SIMPLY WORKED	54 832	7 916	4 503
731 METAL REMOVAL WORK TOOLS	354	1 752	1 020	251 PULP AND WASTE PAPER	37 441	4 281	2 448
733 MACH-TOOLS, METAL-WORKING	169	531	308	265 VEGETABLE TEXTILE FIBRES	332	72	41
735 PARTS, NES, FOR MACH-TOOLS	804	1 747	988	266 SYNTHETIC FIBRES	59 981	13 620	7 859
737 METALWORKING MACHNRY NES	134	583	339	267 OTHER MAN-MADE FIBRES	20 550	5 484	3 106
741 HEATING, COOLING EQUIP, PART	.	.	.	268 WOOL, OTHER ANIMAL HAIR	657	93	54
742 PUMPS FOR LIQUIDS, PARTS	258	1 312	745	269 WORN CLOTHING, TEXTL. ARTL	3 724	459	265
743 PUMPS NES, CENTRIFUGS ETC	571	1 254	702	273 STONE, SAND AND GRAVEL	16 722	627	356
744 MECHANICAL HANDLNG EQUIP	350	1 479	282	274 SULPHUR, UNRSTD. IRON PYRS	425 981	3 605	1 996
745 OTH. NONELEC MCH, TOOL, NES	264	1 994	680	277 NATURAL ABRASIVES, NES	1 420	171	101
746 BALL OR ROLLER BEARINGS	46	139	74	278 OTHER CRUDE MINERALS	141 340	2 016	1 131
747 TAPS, COCKS, VALVES, ETC.	619	1 925	1 086	282 FERROUS WASTE AND SCRAP	28 792	3 937	2 212
748 TRANSMISSIONS SHAFTS ETC	85	405	229	283 COPPER ORES, CONCENTRATES	24 000	3 213	1 702
749 NON-ELECT MACH. PARTS, ETC	308	3 669	2 045	288 NON-FERROUS WASTE, SCRAP	44 410	10 692	6 066
751 OFFICE MACHINES	65	318	184	289 PREC. METAL ORES, CONCTRTS	13	4 543	2 600
752 AUTOMATC. DATA PROC. EQUIP	36	474	263	291 CRUDE ANIMAL MATERIALS, NES	8 810	8 580	4 883
759 PARTS, FOR OFFICE MACHINS	12	309	177	292 CRUDE VEG. MATERIALS, NES	37 906	14 196	8 020
761 TELEVISION RECEIVERS ETC	34	235	130	325 COKE, SEMI-COKE, RET. CARBN	25 435	469	276
762 RADIO-BROADCAST RECEIVER	22	162	88	334 PETROLEUM PRODUCTS	1 164 950	30 096	17 212
763 SOUND RECORDER, PHONOGRPH	49	490	275	335 RESIDUAL PETROL. PRODUCTS	26 524	1 107	643
764 TELECOMM. EQUIP. PARTS NES	123	1 139	647	344 PETROLEUM GASES, NES	42 537	828	472
771 ELECT POWER MACHNY. PARTS	2 788	2 387	1 351	411 ANIMAL OILS AND FATS	63 786	3 299	1 855
772 ELEC. SWITCH, RELAY, CIRCUIT	431	2 843	1 600	421 FIXED VEG. FAT, OILS, SOFT	19 705	1 525	809
773 ELECTR DISTRIB. EQPT NES	452	1 151	658	431 ANIMAL, VEG. FATS, OILS, NES	94 784	5 549	3 158
774 ELECTRO-MEDCL, XRAY EQUIP	32	485	270	511 HYDROCARBONS, NES, DERIVTS	69 451	3 881	2 227
775 DOM. ELEC, NON-ELEC. EQUIPT	2 130	2 838	1 598	512 ALCOHOL, PHENOL, ETC. DERIV	67 811	2 729	1 585
776 TRANSISTORS, VALVES, ETC.	9	6 319	3 630	513 CARBOXYLIC ACIDS, DERIVTS	12 629	2 817	1 610
778 ELECTRIC, MACH. APPART. NES	1 075	2 320	1 326	514 NITROGEN-FUNCT. COMPOUNDS	29 567	9 608	5 558
781 PASS. MOTOR VEHCLS. EX. BUS	5 280	11 853	6 753	515 ORGANO-INORGANIC COMPNDS	24 026	8 057	4 557
782 GOODS, SPCL TRANSPORT VEH	52	114	65	516 OTHER ORGANIC CHEMICALS	30 246	2 149	1 200
783 ROAD MOTOR VEHICLES NES	205	562	340	522 INORGANIC CHEM. ELEMENTS	88 078	15 434	8 754
784 PARTS, TRACTORS, MOTOR VEH	548	1 673	948	523 METAL. SALTS, INORGAN. ACID	239 328	11 094	6 260
786 TRAILERS, SEMI-TRAILR, ETC	300	293	176	524 OTHER CHEMICAL COMPOUNDS	4 500	2 844	1 650
792 AIRCRAFT, ASSOCTD. EQUIPNT	7	154	83	531 SYNTH. COLOURS, LAKES, ETC.	201	79	47
793 SHIP, BOAT, FLOAT. STRUCTRS	278 573	15 233	8 722	532 DYEING, TANNING MATERIALS	3 414	534	303
812 PLUMBNG, SANITRY, EQPT. ETC	757	580	331	533 PIGMENTS, PAINTS, ETC.	1 101	467	262
813 LIGHTNG FIXTURES ETC. NES	338	789	446	541 MEDICINES, ETC. EXC. GRP542	9 982	21 212	12 091
821 FURNITURE, CUSHIONS, ETC.	667	1 282	756	542 MEDICAMENTS	157	331	181
831 TRUNK, SUIT-CASES, BAG, ETC	49	994	577	551 ESSNTL. OIL, PERFUME, FLAVR	994	1 716	981
841 MENS, BOYS CLOTHNG, X-KNIT	2 447	14 081	8 007	553 PERFUMERY, COSMETICS, ETC.	3 224	943	556
842 WOMEN, GIRL CLOTHNG, KNIT	39	542	281	554 SOAP, CLEANERS, POLISH, ETC	72 622	7 899	4 534
844 WOMEN, GIRLS CLOTHNG. KNIT	10	88	37	562 FERTILIZER, EXCEPT GRP272	2 102 351	52 825	30 536
845 OTHR. TEXTILE APPAREL, NES	39	463	257	571 POLYMERS OF ETHYLENE	124 611	24 564	14 037
846 CLOTHING ACCESSRS, FABRIC	323	1 367	771	572 POLYMERS OF STYRENE	249	58	32
848 CLOTHNG, NONTXTL; HEADGEAR	351	1 448	812	573 POLYMERS, VINYL CHLORIDE	8 007	1 414	808

7 IMPORTS AND EXPORTS (SPECIAL TRADE) BY COUNTRIES OF PRODUCTION AND CONSUMPTION AND BY GROUPS OF THE SITC-REV. III 1988

GROUP DESCRIPTION	DT = 100 KG	1 000 DM	1 000 \$	GROUP DESCRIPTION	DT = 100 KG	1 000 DM	1 000 \$
574 POLYACETAL, POLYCARBONATE	44 077	8 793	5 083	783 ROAD MOTOR VEHICLES NES	1 342	1 620	918
575 OTH. PLASTIC, PRIMARY FORM	85 661	3 629	2 031	784 PARTS, TRACTORS, MOTOR VEH	247 637	122 683	70 008
579 PLASTIC WASTE, SCRAP ETC	6 678	139	78	785 CYCLES, MOTORCYCLES ETC.	25 922	14 215	8 141
581 PLASTIC TUBE, PIPE, HOSE	1 154	545	309	786 TRAILERS, SEMI-TRAILR, ETC	22 179	10 296	5 907
582 PLASTIC PLATE, SHEETS, ETC	27 275	9 844	5 650	791 RAILWAY VEHICLES, EQUIPNT	3 881	1 326	789
591 INSECTICIDES, ETC.	3 068	1 489	882	792 AIRCRAFT, ASSOCTD. EQUIPNT	154	4 865	2 788
592 STARCHES, INULIN, ETC.	727	126	69	793 SHP, BOAT, FLOAT, STRUCTRS	56 157	4 757	2 663
593 EXPLOSIVES, PYROTECHNICS	12 793	3 008	1 705	811 PREFABRICATED BUILDINGS	21 321	3 941	2 189
597 PREPRD. ADDITIVES, LIQUIDS	280	61	34	812 PLUMBNG, SANITRY, EQPT, ETC	27 368	7 654	4 350
598 MISC. CHEMICAL PRODTS. NES	214 093	21 625	12 355	813 LIGHTNG FIXTURES ETC. NES	21 829	11 976	6 830
611 LEATHER	8 985	25 294	14 539	821 FURNITURE, CUSHIONS, ETC.	372 556	166 689	95 236
612 MANUFACT. LEATHER ETC. NES	736	2 167	1 292	831 TRUNK, SUIT-CASES, BAG, ETC	8 225	15 087	8 518
613 FURSKINS, TANNED, DRESSED	1 691	4 967	2 847	841 MENS, BOYS CLOTHNG, X-KNIT	120 256	688 061	391 737
621 MATERIALS OF RUBBER	22 382	8 218	4 676	842 WOMEN, GIRL CLOTHNG, XKNIT	108 338	733 386	416 011
625 RUBBER TYRES, TUBES, ETC.	108 534	46 390	26 392	843 MENS, BOYS CLOTHING, KNIT	7 739	27 015	15 523
629 ARTICLES OF RUBBER, NES	52 856	21 128	12 078	844 WOMEN, GIRLS CLOTHING, KNIT	26 001	117 986	67 218
634 VENEERS, PLYWOOD, ETC.	267 330	28 202	16 145	845 OTHR. TEXTILE APPAREL, NES	45 806	253 306	144 344
635 WOOD MANUFACTURES, NES	142 154	40 882	23 324	846 CLOTHING ACCESSRS, FABRIC	34 954	130 913	74 882
641 PAPER AND PAPERBOARD	230 210	26 707	15 204	848 CLOTHNG, NONXTL; HEADGEAR	13 264	116 384	66 023
642 PAPER, PAPERBOARD, CUT ETC	132 198	25 531	15 081	851 FOOTWEAR	105 940	369 291	209 381
651 TEXTILE YARN	37 034	39 224	22 562	871 OPTICAL INSTRUMENTS, NES	2	751	434
652 COTTON FABRICS, WOVEN	16 643	18 669	10 618	872 MEDICAL INSTRUMENTS NES	2 061	4 723	2 683
653 FABRICS, MAN-MADE FIBRES	4 037	6 691	3 806	873 METERS, COUNTERS, NES	4 342	12 725	7 260
654 OTH. TEXTILE FABRIC, WOVEN	7 748	5 032	2 903	874 MEASURE, CONTROL INSTRMNT	5 011	22 315	12 734
655 KNIT, CROCHET, FABRIC NES	1 849	3 015	1 687	881 PHOTOGRAPH APPAR. ETC. NES	2 512	7 416	4 252
656 TULLE, LACE, EMBROIDRY, ETC	252	821	464	882 CINTA, CINEMATOGRPH. SUPPL	288	3 021	1 730
657 SPECIAL YARN, TXTL. FABRIC	35 653	15 315	8 720	884 OPTICAL GOODS NES	253	2 668	1 530
658 TEXTILE ARTICLES NES	42 455	54 857	31 332	885 WATCHES AND CLOCKS	643	1 294	738
659 FLOOR COVERINGS, ETC.	1 501	1 163	666	891 ARMS AND AMMUNITION	754	2 345	1 313
661 LIME, CEMENT, CONSTR. MATRL	537 509	5 986	3 339	892 PRINTED MATTER	46 487	29 045	16 434
662 CLAY, REFRCT. CONSTR. MATRL	231 876	17 449	9 967	893 ARTICLES, NES, OF PLASTICS	35 259	13 564	7 737
663 MINERAL MANUFACTURES, NES	137 840	18 278	10 336	894 BABY CARRIAGE, TOYS, GAMES	7 577	8 915	5 001
664 GLASS	68 569	19 300	10 991	895 OFFICE, STATIONERY SUPPLS	836	509	295
665 GLASSWARE	31 271	14 197	8 145	896 WORKS OF ART, ANTIQUE ETC	20	1 112	636
666 POTTERY	15 408	6 157	3 514	897 GOLD, SILVERWARE, JEWEL NES	3	1 450	804
671 PIG IRON, SPIEGELEISN, ETC	159 374	54 703	31 531	898 MUSICAL INSTRUMENTS, ETC.	2 495	2 791	1 592
672 INGOTS ETC. IRON OR STEEL	14 694	1 038	590	899 MISC MANUFCTRD GOODS NES	65 306	21 942	12 571
673 FLAT-ROLLED IRON ETC.	460 207	32 516	18 510	971 GOLD, NONMONTRY EXCL ORES	2	1 643	938
674 FLAT-ROLLED PLATED IRON	37 395	3 926	2 236				
675 FLAT-ROLLED, ALLOY STEEL	8 004	2 323	1 289	EXPORTS	7 689 250	6 122 702	3 488 465
676 IRON, STL. BAR, SHAPES ETC.	764 288	53 831	30 354	001 LIVE ANIMALS	3 782	1 488	837
678 WIRE OF IRON OR STEEL	5 992	567	317	011 BOVINE MEAT	216 343	38 845	21 950
679 TUBES, PIPES, ETC. IRON, STL	517 257	44 919	25 718	012 OTHER MEAT, MEAT OFFAL	4 043	590	332
681 SILVER, PLATINUM, ETC.	211	9 148	5 222	022 MILK AND CREAM	68 465	12 708	7 525
682 COPPER	119 612	49 391	28 189	024 CHEESE AND CURD	1 156	397	228
683 NICKEL	2 851	6 303	3 603	025 EGGS, BIRDS, YOLKS, ALBUMIN	5 44	116	66
684 ALUMINIUM	160 493	65 514	37 103	034 FISH, FRESH, CHILLED, FROZDZ	5 224	571	309
685 LEAD	1 448	220	125	036 CRUSTACEANS, MOLLUSCS ETC	79	148	85
686 ZINC	36 521	11 541	6 553	044 MAIZE UNMILLED	234	208	124
689 MISC. NON-FERR. BASE METAL	17 568	10 110	5 773	045 OTHER CEREALS, UNMILLED	904	120	67
691 METALLIC STRUCTURES NES	16 727	7 943	4 396	054 VEGETABLES	2 134	700	406
692 CONTAINERS, STORAGE, TRNSP	20 839	6 216	3 555	056 VEGETABLES, PRPD, PRSVD, NES	264	81	44
693 WIRE PRODUCTS EXCL. ELECT	13 276	2 399	1 374	057 FRUIT, NUTS EXCL. OIL NUTS	1 894	337	196
694 NAILS, SCREWS, NUTS, ETC.	56 403	8 529	4 860	058 FRUIT, PRESERVED, PREPARED	1 910	341	188
695 TOOLS	14 033	29 413	16 795	061 SUGARS, MOLASSES, HONEY	45 752	3 079	1 749
697 HOUSEHOLD EQUIPMENT, NES	40 669	17 608	10 078	062 SUGAR CONFECTIONERY	259	159	89
699 MANUFACT. BASE METAL, NES	106 301	35 659	20 323	071 COFFEE, COFFEE SUBSTITUTE	61	175	95
711 STEAM GENER. BOILERS, ETC.	10 955	2 424	1 395	072 COCOA	3 768	1 149	648
712 STEAM TURBINES	134	1 253	691	073 CHOCOLATE, OTH. COCOA PREP	1 516	1 464	838
713 INTRNL COMBUS PSTN ENGIN	65 501	43 487	24 753	075 SPICES	2 103	1 895	1 080
714 ENGINES, MOTORS NON-ELECT	67	67	40	081 ANIMAL FEED STUFF	5 792	2 443	1 404
716 ROTATING ELECTRIC PLANT	66 823	62 740	35 835	098 EDIBLE PROD, PREPRTRS, NES	9 808	4 030	2 261
718 OTH. POWR. GENERTRNG. MACHNRY	66	438	251	112 ALCOHOLIC BEVERAGES	3 140	954	530
721 AGRIC. MACHINES, EX. TRACTR	4 240	1 960	1 133	121 TOBACCO, UNMANUFACTURED	6 724	5 553	3 145
722 TRACTORS	6 767	3 999	2 274	122 TOBACCO, MANUFACTURED	6 755	20 281	11 323
723 CIVIL ENGINEERING EQUIPT	53 063	16 792	9 545	211 HIDES, SKINS (EX. FURS), RAW	19 930	7 526	4 319
724 TEXTILE, LEATHER MACHINES	33 963	8 534	4 884	212 FURSKINS, RAW	390	317	190
725 PAPER, PULP MILL MACHINES	438	661	374	231 NATURAL RUBBER, ETC.	1 477	433	243
726 PRINTNG, BOOKBINDNG MACHS	1 019	1 895	1 084	232 SYNTHETIC RUBBER, ETC.	69 369	24 880	14 098
727 FOOD-PROCESS. MCH. NON DOM	222	369	209	247 WOOD ROUGH, ROUGH SQUARED	1 123	111	60
728 OTH. MACH, PTS, SPLC INDUSTR	7 129	4 677	2 663	248 WOOD, SIMPLY WORKED	1 528	229	128
731 METAL REMOVAL WORK TOOLS	7 435	6 114	4 611	251 PULP AND WASTE PAPER	72 096	2 192	1 244
733 MACH-TOOLS, METAL-WORKING	1 908	1 408	798	261 SILK	26	102	58
735 PARTS, NES, FOR MACH-TOOLS	12 674	9 048	5 162	263 COTTON	33 894	6 728	3 834
737 METALWORKING MACHNRY NES	4 161	3 149	1 774	265 VEGETABLE TEXTILE FIBRES	3 969	355	204
741 HEATNG, COOLNG EQUIP, PART	13 307	8 986	5 137	266 SYNTHETIC FIBRES	38 692	14 588	8 244
742 PUMPS FOR LIQUIDS, PARTS	5 672	5 730	3 266	267 OTHER MAN-MADE FIBRES	8 595	5 316	3 010
743 PUMPS NES, CENTRIFUGS ETC	40 085	34 211	19 470	268 WOOL, OTHER ANIMAL HAIR	15 702	24 435	13 892
744 MECHANICAL HANDLING EQUIP	25 070	15 822	9 015	272 FERTILIZERS, CRUDE	820	53	30
745 OTH. NONELEC MCH, TOOL, NES	5 759	5 570	3 201	273 STONE, SAND AND GRAVEL	236 805	2 902	1 663
746 BALL OR ROLLER BEARINGS	2 683	3 056	1 762	274 SULPHUR, UNRSTD. IRON PYRS	732	127	74
747 TAPS, COCKS, VALVES, ETC.	22 543	17 921	10 226	277 NATURAL ABRASIVES, NES	225	361	208
748 TRANSMISSIONS SHAFTS ETC	75 108	21 652	12 371	278 OTHER CRUDE MINERALS	55 939	4 939	2 803
749 NON-ELECT MACH. PARTS, ETC	782	1 817	1 023	285 ALUMINIUM ORE, CONCTR. ETC	14 416	1 949	1 101
751 OFFICE MACHINES	6 746	9 497	5 419	287 ORE, CONCENTR. BASE METALS	9 063	1 475	837
752 AUTOMATC. DATA PROC. EQUIP	35	776	446	288 NON-FERROUS WASTE, SCRAP	3 764	1 278	682
759 PARTS, FOR OFFICE MACHINS	4 067	5 661	3 230	291 CRUDE ANIMAL MATERLS, NES	4 225	8 639	4 884
761 TELEVISION RECEIVERS ETC	1 604	3 143	1 789	292 CRUDE VEG. MATERIALS, NES	2 521	4 783	2 652
763 SOUND RECORDER, PHONOGRPH	8	140	82	325 COKE, SEMI-COKE, RET. CARBN	429 451	10 575	6 014
764 TELECOMM. EQUIP. PARTS NES	4 222	13 288	7 578	334 PETROLEUM PRODUCTS	240 287	12 211	6 888
771 ELECT POWER MACHNRY PARTS	17 740	9 985	5 702	395 RESIDUAL PETROL. PRODUCTS	310 292	10 536	5 914
772 ELEC. SWITCH, RELAY, CIRCUIT	10 680	17 432	9 935	411 ANIMAL OILS AND FATS	9 901	1 005	571
773 ELECTR. DISTRIB. EQPT NES	207 576	88 056	50 200	422 FIXED VEG. FAT, DILS, OTHER	4 319	631	357
774 ELECTRO-MEDCL. XRAY EQUIP	97	776	446	431 ANIMAL, VEG. FATS, OILS, NES	27 162	5 430	3 070
775 DOM. ELEC. NON-ELEC. EQUIPT	185 183	97 617	56 028	511 HYDROCARBONS, NES, DERIVTS	77 177	14 463	8 059
776 TRANSISTORS, VALVES, ETC.	1 017	8 164	4 644	512 ALCOHOL, PHENOL, ETC. DERIV	132 563	27 097	15 426
778 ELECTRIC. MACH. APPART. NES	64 801	55 919	31 975	513 CARBOXYLIC ACIDS, DERIVTS	113 625	28 728	16 324
781 PASS. MOTOR VEHCLS. EX. BUS	43 876	67 703	39 330	514 NITROGEN-FUNCT. COMPOUNDS	35 137	37 700	21 449
782 GOODS, SPLC TRANSPORT VEH	61 155	104 888	60 079				

## 7 IMPORTS AND EXPORTS (SPECIAL TRADE) BY COUNTRIES OF PRODUCTION AND CONSUMPTION AND BY GROUPS OF THE SITC-REV. III 1988

GROUP DESCRIPTION	DT = 100 KG	1 000 DM	1 000 \$	GROUP DESCRIPTION	DT = 100 KG	1 000 DM	1 000 \$
515 ORGANO-INORGANIC COMPNDS	52 325	62 265	35 752	735 PARTS,NES,FDR MACH-TOOLS	4 521	23 548	13 394
516 OTHER ORGANIC CHEMICALS	63 762	21 049	11 953	737 METALWORKING MACHNRY NES	9 037	22 499	12 664
522 INORGANIC CHEM.ELEMENTS	538 005	37 797	21 381	741 HEATING,COOLNG EQUIP,PART	.	.	.
523 METAL.SALTS,INORGAN.ACID	88 423	16 625	9 414	742 PUMPS FOR LIQUIDS,PARTS	4 529	36 211	20 514
524 OTHER CHEMICAL COMPOUNDS	6 373	3 341	1 883	743 PUMPS NES,CENTRIFUGS ETC	39 490	76 963	43 817
525 RADIO-ACTIVE MATERIALS	12	3 498	1 982	744 MECHANICAL HANDLING EQUIP	9 667	22 894	13 188
531 SYNTH.COLOURS,LAKES,ETC.	16 669	44 333	25 131	745 OTH.NONELEC MCH,TOOL,NES	13 748	90 773	51 937
532 DYEING,TANNING MATERIALS	18 335	5 606	3 205	746 BALL DR ROLLER BEARINGS	17 972	55 685	31 671
533 PIGMENTS, PAINTS, ETC.	136 730	77 269	43 787	747 TAPS,COCKS,VALVES,ETC.	7 558	40 967	23 122
541 MEDICINES,ETC.EXC.GRPS42	3 353	60 177	34 219	748 TRANSMISSIONS SHAFTS ETC	15 368	43 961	25 065
542 MEDICAMENTS	1 875	18 589	10 547	749 NON-ELECT MACH.PARTS,ETC	5 559	21 060	11 957
551 ESSNTL.OIL,PERFUME,FLAVR	2 641	9 271	5 264	751 OFFICE MACHINES	1 148	8 603	4 905
553 PERFUMERY,COSMETICS,ETC.	778	2 833	1 584	752 AUTOMATC.DATA PROC.EQUIP	4 207	67 037	37 893
554 SOAP,CLEANERS,POLISH,ETC.	95 880	29 761	16 936	759 PARTS,FOR OFFICE MACHINS	4 782	22 660	12 810
562 FERTILIZER,EXCEPT GRP272	1 879	316	178	761 TELEVISION RECEIVERS ETC	7 740	30 756	17 669
571 POLYMERS OF ETHYLENE	47 609	12 035	6 813	762 RADIO-BROADCAST RECEIVER	932	4 664	2 665
572 POLYMERS OF STYRENE	48 393	17 678	10 018	763 SOUND RECORDER,PHONOGRPH	666	7 433	4 229
573 POLYMERS,VINYL CHLORIDE	65 927	15 658	8 819	764 TELECOMM.EQUIP.PARTS NES	2 207	32 296	18 301
574 POLYACETAL,POLYCARBONATE	89 588	43 915	24 892	771 ELECT POWER MACHNRY.PARTS	3 457	12 643	7 100
575 OTH.PLASTIC,PRMARY FORM	253 573	109 151	61 898	772 ELEC.SWITCH.RELAY.CIRCUIT	7 929	75 444	42 933
579 PLASTIC WASTE, SCRAP ETC	1 053	86	46	773 ELECTR.DISTRIBT.EQPT NES	11 072	18 927	10 788
581 PLASTIC TUBE,PIPE,HOSE	5 204	13 101	7 387	774 ELECTRO-MEDCL.XRAY EQUIP	1 640	44 357	25 258
582 PLASTIC PLATE,SHEETS,ETC	32 127	38 755	22 037	775 DDM.ELEC.NON-ELEC.EQUIPT	16 063	28 367	16 231
583 MONOFILAMENT OF PLASTICS	605	1 263	722	776 TRANSISTORS,VALVES,ETC.	3 245	28 880	16 413
591 INSECTICIDES, ETC.	12 170	16 947	9 638	778 ELECTRIC.MACH.APPT.NES	71 887	94 781	54 056
592 STARCHES,INULIN,ETC.	37 241	13 492	7 686	781 PASS.MOTOR VEHCLS.EX.BUS	72 316	107 122	61 356
593 EXPLOSIVES, PYROTECHNICS	138	160	89	782 GOODS,SPCL TRANSPORT VEH	17 738	24 545	13 804
597 PREPRD ADDITIVES,LIQUIDS	85 629	33 052	18 772	783 ROAD MOTOR VEHICLES NES	6 925	13 113	7 210
598 MISC.CHEMICAL PRDTS,NES	221 698	93 043	52 906	784 PARTS,TRACTORS,MOTOR VEH	195 821	333 094	191 548
600 CPL IND PLANT CHAP 69-76	544	944	563	785 CYCLES,MOTORCYCLES ETC.	3 029	3 450	1 994
611 LEATHER	32 261	176 548	100 734	786 TRAILERS,SEMI-TRAILR,ETC	9 114	5 526	3 132
612 MANUFACT.LEATHER ETC.NES	159	1 790	1 015	791 RAILWAY VEHICLES.EQUIPNT	5 940	8 028	4 528
613 FURSKINS,TANNED,DRESSED	977	8 870	4 982	792 AIRCRAFT,ASSOCTD.EQUIPNT	295	2 236	1 250
621 MATERIALS OF RUBBER	10 848	11 813	6 709	793 SHIP,BOAT,FLDPT.STRUCTRS	7 422	23 617	13 584
625 RUBBER TYRES,TUBES,ETC.	6 903	5 592	3 159	800 CPL IND PLANT CHAP 90/94	9	100	60
629 ARTICLES OF RUBBER, NES	5 249	20 054	11 508	812 PLUMBNG,SANITRY,EOPT.ETC	4 728	9 381	5 325
633 CORK MANUFACTURES	36	77	41	813 LIGHTNG FIXTURES ETC.NES	506	2 911	1 633
634 VENEERS, PLYWOOD, ETC.	50 498	15 658	8 960	821 FURNITURE,CUSHIONS,ETC.	9 786	20 381	11 908
635 WOOD MANUFACTURES, NES	6 558	1 666	952	831 TRUNK,SUIT-CASES,BAG,ETC	105	284	158
641 PAPER AND PAPERBOARD	106 952	42 605	24 280	841 MENS,BOYS CLOTHNG,X-KNIT	4 802	10 311	5 828
642 PAPER,PAPERBOARD,CUT ETC	45 101	17 840	10 144	842 WOMEN,GIRL CLOTHNG,XKNIT	2 385	12 926	7 276
651 TEXTILE YARN	63 282	95 334	54 472	843 MENS,BOYS CLOTHING,KNIT	226	1 242	689
652 COTTON FABRICS, WOVEN	67 578	218 134	124 813	844 WOMEN,GIRLS CLOTHING,KNIT	8 103	33 493	19 173
653 FABRICS,MAN-MADE FIBRES	110 183	389 554	221 838	845 OTHR.TEXTILE APPAREL,NES	8 221	46 551	26 516
654 OTH.TEXTILE FABRIC,WOVEN	51 383	228 980	130 230	846 CLOTHING ACCESSRS,FABRIC	33 046	114 642	65 565
655 KNIT.CROCHET.FABRIC NES	36 339	91 621	52 336	848 CLOTHING,NONTXTL;HEADGEAR	4 133	17 092	9 697
656 TULLE,LACE,EMBROIDRY,ETC	3 425	22 130	12 606	851 FOOTWEAR	23 173	50 555	28 881
657 SPECIAL YARN,TXTL.FABRIC	48 877	134 225	76 485	871 OPTICAL INSTRUMENTS,NES	58	3 678	2 102
658 TEXTILE ARTICLES NES	2 566	5 660	3 227	872 MEDICAL INSTRUMENTS NES	1 656	39 541	22 359
659 FLOOR COVERINGS, ETC.	1 831	1 276	743	873 METERS,COUNTERS,NES	1 009	13 881	7 926
661 LIME,CEMENT,CONSTR.MATRL	576	125	68	874 MEASURE,CONTROL INSTRMNT	7 121	97 351	55 258
662 CLAY,REFRCT.CONSTR.MATRL	88 264	22 124	12 488	881 PHOTOGRAPH APPAR.ETC.NES	8 953	7 688	4 380
663 MINERAL MANUFACTURES,NES	28 403	28 957	16 402	882 PHOTO.CINEMATOGRPH.SUPPL	6 886	15 464	8 778
664 GLASS	153 898	36 802	21 159	884 OPTICAL GOODS NES	58	2 011	1 147
665 GLASSWARE	36 615	6 757	3 777	885 WATCHES AND CLOCKS	806	7 659	4 327
666 POTTERY	507	808	459	891 ARMS AND AMMUNITION	52	345	191
667 PEARLS,PRECIOUS STONES	.	.	.	892 PRINTED MATTER	24 822	29 860	16 956
671 PIG IRON,SPIEGELEISN,ETC	19 910	5 351	3 041	893 ARTICLES,NES,OF PLASTICS	25 319	28 386	16 188
672 INGOTS ETC.IRON OR STEEL	559	143	81	894 BABY CARRIAGE,TOYS,GAMES	4 111	7 148	4 054
673 FLAT-ROLLED IRON ETC.	794 768	78 866	44 445	895 OFFICE,STATIONERY SUPPLS	1 108	5 709	3 224
674 FLAT-ROLLED PLATED IRON	105 944	17 720	9 917	896 WORKS OF ART,ANTIQUE ETC	53	7 120	3 819
675 FLAT-ROLLED,ALLOY STEEL	101 988	39 020	22 210	897 GOLD,SILVERWARE,JEWEL NES	4 242	6 537	3 687
676 IRON,STL.BAR,SHAPES ETC.	70 431	13 659	7 718	898 MUSICAL INSTRUMENTS,ETC.	4 421	16 505	9 350
677 RAILWAY TRACK IRON,STEEL	7 382	3 846	2 246	899 MISC MANUFCTRD GOODS NES	7 661	49 713	28 304
678 WIRE OF IRON OR STEEL	31 432	9 046	5 130	971 GOLD,NONMONTRY EXCL DRES	18	1 226	691
679 TUBES,PIPES,ETC.IRON,STL	113 814	37 293	21 228				
681 SILVER,PLATINUM,ETC.	50	4 740	2 646	TURKEY			
682 COPPER	17 991	21 050	11 945	IMPORTS	8 405 527	3 781 084	2 156 800
683 NICKEL	2 214	6 588	3 708	012 OTHER MEAT, MEAT OFFAL	275	370	211
684 ALUMINIUM	29 182	22 397	12 706	024 CHEESE AND CURD	2 481	1 249	715
685 LEAD	580	138	75	034 FISH,FRESH,CHILLED,FROZD	10 441	3 593	2 063
686 ZINC	3 190	964	530	035 FISH,DRIED,SALTED,SMOKED	212	55	32
687 TIN	1 792	2 702	1 533	036 CRUSTACEANS,MOLLUSCS ETC	16 002	3 600	2 077
689 MISC.NON-FERR.BASE METAL	676	2 024	1 165	037 FISH ETC.PREPRD,PRSDV,NES	457	1 220	713
691 METALLIC STRUCTURES NES	4 209	3 334	1 915	042 RICE	612	100	56
692 CONTAINERS, STORAGE,TRNSP	11 533	5 444	3 080	046 MEAL,FLOUR OF WHEAT,MSLN	638	54	30
693 WIRE PRODUCTS EXCL.ELECT	1 604	2 920	1 656	048 CEREAL PREPARATIONS	26 667	2 883	1 654
694 NAILS, SCREWS,NUTS, ETC.	5 048	8 423	4 837	054 VEGETABLES	374 032	49 540	28 114
695 TOOLS	7 032	33 384	19 012	055 VEGETABLES,PRPD,PRSDV,NES	230 121	51 930	29 496
696 CUTLERY	582	3 881	2 207	057 FRUIT,NUTS EXCL.OIL NUTS	836 955	348 894	201 072
697 HOUSEHOLD EQUIPMENT,NES	3 374	6 898	3 350	058 FRUIT,PRESERVED,PREPARED	155 041	73 773	41 965
699 MANUFACTS.BASE METAL,NES	52 289	66 484	37 973	059 FRUIT,VEGETABLE JUICES	56 571	10 799	6 307
700 CPL IND PLANT (84/85/87)	5 796	24 758	14 101	061 SUGARS,MOLASSES,HONEY	11 267	4 424	2 570
711 STEAM GENER. BOILERS,ETC.	1 994	3 290	1 877	062 SUGAR CONFECTIONERY	7 902	2 186	1 263
712 STEAM TURBINES	310	3 728	2 128	073 CHOCOLATE,OTH.COCOA PREP	1 230	365	210
713 INTRNL COMBUS PSTN ENGIN	59 938	227 556	132 233	074 TEA AND MATE	1 172	586	330
714 ENGINES,MOTORS NON-ELECT	13	1 851	1 053	075 SPICES	14 410	5 267	3 020
716 ROTATING ELECTRIC PLANT	4 032	17 689	10 030	081 ANIMAL FEED STUFF	11 914	493	287
718 OTH.POWR.GENRNTG.MACHNRY	786	4 508	2 548	098 EDIBLE PROD.PREPRNTS,NES	23 211	4 251	2 451
721 AGRIC.MACHINES,EX.TRACTR	11 566	13 116	7 399	111 NON-ALCOHOL BEVERAGE,NES	58 196	2 033	1 161
722 TRACTORS	2 277	1 776	1 017	112 ALCOHOLIC BEVERAGES	15 542	6 309	3 572
723 CIVIL ENGINEERING EQUIPT	45 105	61 725	35 111	121 TOBACCO,UNMANUFACTURED	46 992	30 845	17 586
724 TEXTILE,LEATHER MACHINES	28 158	158 954	90 604	111 HIDES,SKINS(EX.FURS),RAW	360	145	82
725 PAPER,PULP MILL MACHINES	4 608	19 182	10 743	212 FURSKINS, RAW	19	404	224
726 PRINTNG,BOOKBINDNG MACHS	6 904	28 131	16 104	222 OILSEED(SFT.FIX VEG.OIL)	417	64	37
727 FOOD-PROCESS.MCH.NON DOM	3 859	11 735	6 704	223 OILSEED(OTH.FIX.VEG.OIL)	16 824	2 772	1 552
728 OTH.MACH,PTS,SPCL INDUST	27 811	97 159	55 276	232 SYNTHETIC RUBBER, ETC.	3 079	579	326
731 METAL REMOVAL WORK TOOLS	22 287	73 754	42 268				
733 MACH-TOOLS,METAL-WORKING	13 496	27 483	15 311				



7 IMPORTS AND EXPORTS (SPECIAL TRADE) BY COUNTRIES OF PRODUCTION AND CONSUMPTION AND BY GROUPS OF THE SITC-REV. III 1988

GROUP DESCRIPTION	DT = 100 KG	1 000 DM	1 000 \$	GROUP DESCRIPTION	DT = 100 KG	1 000 DM	1 000 \$
248 WOOD, SIMPLY WORKED	1 767	364	203	742 PUMPS FOR LIQUIDS,PARTS	259	1 019	571
263 COTTON	305 315	31 311	17 960	743 PUMPS NES,CENTRIFUGS ETC	275	890	504
265 VEGETABLE TEXTILE FIBRES	15 087	4 869	2 828	744 MECHANICAL HANDLING EQUIP	3 788	2 788	1 504
266 SYNTHETIC FIBRES	1 858	97	55	745 OTH.NONELEC MCH, TOOL,NES	346	342	194
267 OTHER MAN-MADE FIBRES	1 858	155	87	746 BALL OR ROLLER BEARINGS	72	63	38
268 WOOL, OTHER ANIMAL HAIR	33 401	1 512	862	747 TAPS,COCKS,VALVES,ETC.	67	121	69
273 STONE, SAND AND GRAVEL	40 055	1 424	808	748 TRANSMISSIONS SHAFTS ETC	3 059	1 576	899
277 NATURAL ABRASIVES, NES	1 547 918	48 707	27 665	749 NON-ELECT MACH,PARTS,ETC	221	1 658	985
278 OTHER CRUDE MINERALS	54 975	10 819	6 138	752 AUTOMATC.DATA PROC.EQUIP	38	1 101	613
282 FERROUS WASTE AND SCRAP	598 454	12 236	6 917	759 PARTS, FOR OFFICE MACHINS	18	1 350	767
287 ORE,CONCENTR.BASE METALS	8 363	2 233	1 253	761 TELEVISION RECEIVERS ETC	220	496	283
288 NON-FERROUS WASTE, SCRAP		2 890	1 662	762 RADIO-BROADCAST RECEIVER	52	115	61
289 PREC.METAL ORES,CONCTRTS		40 175	22 909	764 TELECOMM.EQUIP.PARTS NES	39	3 165	1 832
291 CRUDE ANIMAL MATERLS,NES	15 370	8 090	4 638	771 ELECT POWER MACHNY,PARTS	13 005	8 087	4 586
292 CRUDE VEG.MATERIALS, NES	37 364	2 601	1 574	772 ELEC.SWITCH.RELAY.CIRCUIT	910	2 688	1 511
334 PETROLEUM PRODUCTS	109 522	1 369	793	773 ELECTR DISTRIB.EQPT NES	39 203	11 357	6 278
395 RESIDUAL PETROL.PRODUCTS	19 315	2 362	1 315	775 DOM.ELEC, NON-ELEC.EQUIPT	3 278	2 804	1 584
411 ANIMAL OILS AND FATS	41 003	208	117	776 TRANSISTORS, VALVES, ETC.	5	435	249
421 FIXED VEG.FAT,OILS, SOFT	585	73	42	778 ELECTRIC.MACH.APPART.NES	270	1 203	692
422 FIXED VEG.FAT,OILS, OTHER	166	142	77	781 PASS.MOTOR VEHCLS.EX.BUS	285	254	147
431 ANIMAL, VEG. FATS, OILS, NES	4 273	145	83	782 GOODS, SPCL TRANSPORT VEH	620	823	466
512 ALCOHOL, PHENOL, ETC. DERIV	987	326	192	783 ROAD MOTOR VEHICLES NES	418	376	213
513 CARBOXYLIC ACIDS, DERIVTS	1 440	257	153	784 PARTS,TRACTORS,MOTOR VEH	60 729	20 956	11 899
514 NITROGEN-FUNCT.COMPOUNDS	352	553	318	792 AIRCRAFT, ASSOCTD. EQUIPNT	238	10 475	5 867
515 ORGANO-INORGANIC COMPNDS	180	3 063	1 730	793 SHIP,BOAT,FLOAT,STRUCTRS	119	198	117
522 INORGANIC CHEM.ELEMENTS	22 743	5 543	3 187	811 PREFABRICATED BUILDINGS	2 370	471	265
523 METAL.SALTS, INDRGAN.ACID	59 148	519	295	812 PLUMBING, SANITRY, EQPT.ETC	50 692	11 193	6 362
524 OTHER CHEMICAL COMPOUNDS	3 400	152	85	813 LIGHTNG FIXTURES ETC.NES	7 654	2 838	1 626
531 SYNTH. COLOURS, LAKES, ETC.	273	152	85	821 FURNITURE,CUSHIONS,ETC.	15 875	7 501	4 255
532 DYEING, TANNING MATERIALS	1 379	1 457	852	831 TRUNK,SUIT-CASES,BAG,ETC	5 298	17 648	10 064
541 MEDICINES, ETC. EXC. GRP542	135	155	84	841 MENS,BOYS CLOTHNG,X-KNIT	82 789	307 493	174 525
542 MEDICAMENTS	45	440	258	842 WOMEN, GIRL CLOTHNG,XKNIT	100 387	400 753	228 878
551 ESSNTL. OIL, PERFUME, FLAVR	242	112	61	843 MENS,BOYS CLOTHNG,KNIT	18 521	53 795	30 822
553 PERFUMERY, COSMETICS, ETC.	221	225	125	844 WOMEN,GIRLS CLOTHNG,KNIT	84 102	241 419	138 575
554 SOAP,CLEANERS,POLISH,ETC	1 207	225	125	845 OTHR. TEXTILE APPAREL,NES	169 547	640 408	364 569
562 FERTILIZER, EXCEPT GRP272	514 932	10 144	5 865	846 CLOTHING ACCESSRS,FABRIC	27 459	53 029	30 238
571 POLYMERS OF ETHYLENE	757	56	31	848 CLOTHNG, NONXTL; HEADGEAR	32 320	363 636	208 232
572 POLYMERS OF STYRENE	237	434	248	851 FOOTWEAR	599	2 898	1 632
573 POLYMERS,VINYL CHLORIDE	2 073	292	164	871 OPTICAL INSTRUMENTS,NES		77	44
574 POLYACETAL,POLYCARBONATE	639	104	57	872 MEDICAL INSTRUMENTS NES	160	511	280
581 PLASTIC TUBE,PIPE,HOSE	39	347	199	874 MEASURE,CONTROL INSTRMNT	66	14 111	8 175
582 PLASTIC PLATE,SHEETS,ETC	930	147	83	882 PHOT.CINEMATOGRPH. SUPPL	19	148	84
598 MISC.CHEMICAL PRDCTS,NES	915	467	268	884 OPTICAL GOODS NES	2	55	31
611 LEATHER	71	311	178	885 WATCHES AND CLOCKS	54	238	136
612 MANUFACT. LEATHER ETC. NES	95	3 258	1 830	891 ARMS AND AMMUNITION	466	475	267
621 MATERIALS OF RUBBER	9 358	7 446	4 228	892 PRINTED MATTER	4 181	2 794	1 579
625 RUBBER TYRES, TUBES, ETC.	15 467	790	445	893 ARTICLES,NES, OF PLASTICS	5 822	3 018	1 712
629 ARTICLES OF RUBBER, NES	1 824	186	107	894 BABY CARRIAGE, TOYS,GAMES	481	464	260
634 VENEERS, PLYWOOD, ETC.	1 100	981	550	895 OFFICE, STATIONERY SUPPLS	305	428	243
635 WOOD MANUFACTURES, NES	1 906	417	244	896 WORKS OF ART, ANTIQUE ETC	54	1 351	744
641 PAPER AND PAPERBOARD	3 453	341	192	897 GOLD,SILVERWARE, JEWEL NES	31	3 369	1 993
642 PAPER,PAPERBOARD,CUT ETC	710	192	898	898 MUSICAL INSTRUMENTS,ETC.	7 640	13 320	7 570
651 TEXTILE YARN	346 738	203 819	116 162	899 MISC MANUFCTRD GOODS NES	3 121	3 554	2 030
652 COTTON FABRICS, WOVEN	50 196	42 272	23 941	961 COIN NONGOLD- NONCURRENT	3	713	414
653 FABRICS, MAN-MADE FIBRES	8 828	15 779	9 004			620	351
654 OTH. TEXTILE FABRIC, WOVEN	2 210	3 871	2 176				
655 KNIT,CROCHET.FABRIC NES	5 227	4 599	2 620	EXPORTS	7 562 118	4 498 421	2 560 715
656 TULLE,LACE,EMBROIDRY,ETC	108	391	222	001 LIVE ANIMALS	67 203	21 445	12 078
657 SPECIAL YARN,XTL.FABRIC	2 020	1 930	1 097	011 BOVINE MEAT	46 593	12 858	7 202
658 TEXTILE ARTICLES NES	89 496	107 415	61 341	012 OTHER MEAT, MEAT OFFAL	2 277	78	42
659 FLOOR COVERINGS, ETC.	8 014	67 681	38 375	022 MILK AND CREAM	10 891	1 573	881
661 LIME,CEMENT,CONSTR.MATRL	300 124	8 995	5 079	023 BUTTER, OTHER FAT OF MILK	404	100	53
662 CLAY,REFRCT.CONSTR.MATRL	18 816	13 944	7 945	024 CHEESE AND CURD	509	173	96
664 GLASS	169 317	36 053	20 633	025 EGGS, BIRDS, YOLKS, ALBUMIN	248	201	112
665 GLASSWARE	110 629	648	375	034 FISH,FRESH,CHILLED,FROZN	112	55	31
666 POTTERY	1 493	5 394	3 090	036 CRUSTACEANS,MOLLUSCS ETC	173	51	31
671 PIG IRON, SPIEGELEISN,ETC	23 841	13 859	7 700	037 FISH ETC.PRPD, PRSVD.NES	30	109	64
672 INGOTS ETC.IRON OR STEEL	250 521	1 633	891	048 CEREAL PREPARATIONS	260	93	51
674 FLAT-ROLLED PLATED IRON	13 476	1 674	960	054 VEGETABLES	10 375	635	363
675 FLAT-ROLLED, ALLOY STEEL	20 822	32 587	18 152	056 VEGETABLES,PRPD, PRSVD,NES	220	105	61
676 IRON, STL. BAR, SHAPES ETC.	566 524	7 675	4 224	057 FRUIT,NUTS EXCL.OIL NUTS	1 059	364	205
679 TUBES,PIPES,ETC.IRON, STL	93 669	180	99	061 SUGARS,MOLASSES,HONEY	4 458	411	231
681 SILVER, PLATINUM, ETC.	4	708	071	071 COFFEE, COFFEE SUBSTITUTE	878	1 273	725
682 COPPER	2 759	595	340	072 COCOA	5 255	1 625	928
683 NICKEL	528	14 473	074	074 TEA AND MATE	165	185	107
684 ALUMINIUM	49 650	741	075	075 SPICES	429	232	128
689 MISC.NON-FERR.BASE METAL	2 725	770	081	081 ANIMAL FEED STUFF	19 870	2 738	1 560
691 METALLIC STRUCTURES NES	6 070	83	091	091 MARGARINE AND SHORTENING	620	165	93
692 CONTAINERS, STORAGE, TRNSP	232	125	71	098 EDIBLE PRDD. PREPRTRS,NES	12 196	6 028	3 396
693 WIRE PRODUCTS EXCL.ELECT	515	523	112	112 ALCOHOLIC BEVERAGES	1 111	634	350
694 NAILS, SCREWS,NUTS, ETC.	4 002	1 183	122	122 TOBACCO, MANUFACTURED	2 023	5 522	3 125
695 TOOLS	1 162	78	211	211 HIDES,SKINS(EX.FURS),RAW	2 518	1 116	645
696 CUTLERY	108	6 632	231	231 NATURAL RUBBER, ETC.	6 558	1 518	844
697 HOUSEHOLD EQUIPMENT,NES	9 931	9 649	530	247 WOOD ROUGH,ROUGH SQUARED	125 819	6 649	3 798
699 MANUFACTS.BASE METAL,NES	33 183	4 162	248	248 WOOD, SIMPLY WORKED	20 686	5 401	3 069
712 STEAM TURBINES	37	907	251	251 PULP AND WASTE PAPER	31 544	3 940	2 213
713 INTRNL COMBUS PSTN ENGIN	1 834	1 144	266	266 SYNTHETIC FIBRES	27 839	8 752	5 007
716 ROTATING ELECTRIC PLANT	1 675	401	267	267 OTHER MAN-MADE FIBRES	35 158	16 642	9 435
723 CIVIL ENGINEERING EQUIPT	5 275	644	268	268 WOOL, OTHER ANIMAL HAIR	1 586	2 931	1 638
724 TEXTILE, LEATHER MACHINES	535	47	269	269 WORN CLOTHING, TEXTL.ARTL	1 369	102	56
725 PAPER,PULP MILL MACHINES	289	129	273	273 STONE, SAND AND GRAVEL	2 732	151	85
726 PRINTNG,BOOKBINDNG MACHS	55	247	274	274 SULPHUR,UNRSTD.IRON PYRS	302	48	30
727 FOOD-PROCESS.MCH.NON DOM	214	592	277	277 NATURAL ABRASIVES, NES		1 230	699
728 OTH.MACH,PTS,SPCL INDUSTR	8 658	2 417	278	278 OTHER CRUDE MINERALS	238 276	4 367	2 502
731 METAL REMOVAL WORK TOOLS	847	226	282	282 FERROUS WASTE AND SCRAP	501 534	10 315	6 011
733 MACH-TOOLS, METAL-WORKING	9 473	154	285	285 ALUMINIUM ORE,CONCTR,ETC	9 093	1 159	661
735 PARTS,NES, FOR MACH-TOOLS	984	918	287	287 ORE,CONCENTR.BASE METALS	1 610	109	62
737 METALWORKING MACHNRY NES	210						
741 HEATNG,COOLNG EQUIP,PART	2 333						





7 IMPORTS AND EXPORTS (SPECIAL TRADE) BY COUNTRIES OF PRODUCTION AND CONSUMPTION AND BY GROUPS OF THE SITC-REV. III 1988

GROUP DESCRIPTION	DT = 100 KG	1 000 DM	1 000 \$	GROUP DESCRIPTION	DT = 100 KG	1 000 DM	1 000 \$
112 ALCOHOLIC BEVERAGES	57 150	31 664	18 005	714 ENGINES, MOTORS NON-ELECT	91	2 000	1 059
211 HIDES, SKINS (EX. FURS), RAW	2 796	70	41	716 ROTATING ELECTRIC PLANT	1 914	847	489
212 FURSKINS, RAW	1 162	39 309	22 817	718 OTH. POWR. GENRTNG. MACHNRY	75	179	102
223 OILSEED (OTH. FIX. VEG. OIL)	2 485	190	109	721 AGRIC. MACHINES, EX. TRACTR	105	65	38
231 NATURAL RUBBER, ETC.	1 152	265	143	722 TRACTORS	2 300	668	372
232 SYNTHETIC RUBBER, ETC.	125 327	21 784	12 475	723 CIVIL ENGINEERING EQUIPT	5 938	2 498	1 441
246 WOOD IN CHIPS, PARTICLES	116 520	778	435	724 TEXTILE, LEATHER MACHINES	1 467	2 687	1 512
248 WOOD, SIMPLY WORKED	3 241 923	196 889	110 083	726 PRINTNG, BOOKBINDNG MACHS	360	379	219
251 PULP AND WASTE PAPER	727 405	69 086	39 036	728 OTH. MACH. PTS, SPLCL INDUST	32 340	8 880	5 063
261 SILK	1 660	2 293	1 275	731 METAL REMOVAL WORK TOOLS	9 966	10 258	5 808
263 COTTON	270 690	74 679	43 207	733 MACH-TOOLS, METAL-WORKING	3 113	1 713	988
266 SYNTHETIC FIBRES	5 532	1 367	807	735 PARTS, NES, FOR MACH-TOOLS	1 464	1 009	578
267 OTHER MAN-MADE FIBRES	58 752	3 550	2 048	737 METALWORKING MACHNRY NES	687	480	270
268 WOOL, OTHER ANIMAL HAIR	9 154	6 614	3 730	741 HEATING, COOLING EQUIP, PART	601	1 113	631
272 FERTILIZERS, CRUDE	.	.	.	744 MECHANICAL HANDLING EQUIP	354	294	175
273 STONE, SAND AND GRAVEL	14 984	384	213	745 OTH. NONELEC MCH, TOOL, NES	1 194	2 646	1 503
277 NATURAL ABRASIVES, NES	383	404	230	746 BALL OR ROLLER BEARINGS	8 289	6 984	3 945
278 OTHER CRUDE MINERALS	234 898	5 831	3 306	747 TAPS, COCKS, VALVES, ETC.	50	110	63
281 IRON ORE, CONCENTRATES	119 990	399	233	748 TRANSMISSIONS SHAFTS ETC	3 783	1 303	755
282 FERROUS WASTE AND SCRAP	781 681	11 105	6 381	749 NON-ELECT MACH. PARTS, ETC	1 106	251	146
284 NICKEL ORES, CONCTR, MATTE	3 101	5 678	3 214	752 AUTOMATC. DATA PROC. EQUIP	1	58	30
287 ORE, CONCENTR. BASE METALS	2 546	2 083	1 129	751 TELEVISION RECEIVERS ETC	7 755	13 772	7 821
288 NON-FERROUS WASTE, SCRAP	61 825	12 305	7 177	752 RADIO-BROADCAST RECEIVER	305	235	138
289 PREC. METAL ORES, CONCTR	7	56	33	754 TELECOMM. EQUIP. PARTS NES	745	222	122
291 CRUDE ANIMAL MATERLS. NES	172 127	15 689	8 938	771 ELECT POWER MACHNY. PARTS	1 323	535	298
292 CRUDE VEG. MATERIALS, NES	6 454	3 049	1 763	772 ELEC. SWITCH, RELAY, CIRCUIT	112	256	140
321 COAL, NOT AGGLOMERATED	3 025 164	24 594	13 998	774 ELECTRO-MEDCL, XRAY EQUIP	6	133	72
322 BRIQUETTES, LIGNITE, PEAT	362 845	5 254	2 989	775 DOM. ELEC, NON-ELEC. EQUIPT	19 065	7 832	4 497
333 PETROLEUM OILS, CRUDE	59 539 881	1 115 869	631 904	776 TRANSISTORS, VALVES, ETC.	153	691	393
334 PETROLEUM PRODUCTS	47 217 527	1 109 286	631 605	778 ELECTRIC MACH. APPART. NES	8 777	2 976	1 689
335 RESIDUAL PETROL. PRODUCTS	2 247 004	53 616	30 896	781 PASS. MOTOR VEHCLS. EX. BUS	134 984	71 306	40 884
342 LIQUEFIED PROPANE, BUTANE	725 001	15 507	8 919	782 GOODS, SPLCL TRANSPORT VEH	470	280	155
411 ANIMAL OILS AND FATS	72 674	4 530	2 496	784 PARTS, TRACTORS, MOTOR VEH	3 783	3 460	1 963
421 FIXED VEG. FAT, OILS, SOFT	9 103	761	426	785 CYCLES, MOTORCYCLES ETC.	378	193	108
431 ANIMAL, VEG. FATS, OILS, NES	817	395	226	786 TRAILERS, SEMI-TRAILR, ETC	2 752	297	168
511 HYDROCARBONS, NES, DERIVTS	455 792	34 547	19 666	792 AIRCRAFT, ASSOCTD. EQUIPNT	303	107	62
512 ALCOHOL, PHENOL, ETC. DERIV	673 447	23 684	13 479	793 SHIP, BOAT, FLOAT. STRUCTRS	693 282	15 359	8 484
513 CARBOXYLIC ACIDS, DERIVTS	3 962	640	371	821 FURNITURE, CUSHIONS, ETC.	122 271	29 033	16 549
514 NITROGEN-FUNCT. COMPOUNDS	4 858	1 059	582	841 MENS. BOYS CLOTHING, X-KNIT	15	89	48
515 ORGANO-INORGANIC COMPNDS	1 328	1 900	1 078	842 WOMEN, GIRL CLOTHING, XKNIT	58	416	226
516 OTHER ORGANIC CHEMICALS	11 883	1 863	1 071	843 MENS, BOYS CLOTHING, KNIT	79	38	54
522 INORGANIC CHEM. ELEMENTS	100 110	13 421	7 630	845 OTHR. TEXTILE APPAREL, NES	164	279	158
523 METAL. SALTS, INORGAN. ACID	12 844	1 792	1 018	848 CLOTHING, NONXTL; HEADGEAR	3	306	181
524 OTHER CHEMICAL COMPOUNDS	38 755	6 759	3 868	851 FOOTWEAR	2 824	5 695	3 198
525 RADIO-ACTIVE MATERIALS	3 907	278 401	154 456	871 OPTICAL INSTRUMENTS, NES	698	2 701	1 553
531 SYNTH. COLOURS, LAKES, ETC.	318	458	258	874 MEASURE, CONTROL INSTRMNT	223	2 251	1 295
541 MEDICINES, ETC. EXC. GRP542	2 481	20 890	11 986	881 PHOTOGRAPH APPAR. ETC. NES	33	150	90
551 ESSNTL. OIL, PERFUME, FLAVR	131	457	268	883 CINE. FILM EXPOS. DEVELPD	6	220	122
553 PERFUMERY, COSMETICS, ETC.	60	149	89	885 WATCHES AND CLOCKS	237	1 000	559
562 FERTILIZER, EXCEPT GRP272	37 509	1 241	672	891 ARMS AND AMMUNITION	281	1 141	650
571 POLYMERS OF ETHYLENE	26 448	4 087	2 287	892 PRINTED MATTER	2 214	1 410	810
572 POLYMERS OF STYRENE	7 303	1 067	628	894 BABY CARRIAGE, TOYS, GAMES	1 867	1 122	624
573 POLYMERS, VINYL CHLORIDE	3 382	518	306	896 WORKS OF ART, ANTIQUE ETC	114	6 046	3 417
574 POLYACETAL, POLYCARBONATE	230	67	40	897 GOLD, SILVERWARE, JEWEL NES	7	9 033	5 210
575 OTH. PLASTIC, PRIMARY FORM	2 424	320	177	898 MUSICAL INSTRUMENTS, ETC.	577	482	272
579 PLASTIC WASTE, SCRAP ETC	2 959	352	201	899 MISC MANUFCTDR GOODS NES	9	820	468
592 STARCHES, INULIN, ETC.	8 745	4 257	2 408	961 COIN NONGOLD NONCONCURRENT	46	2 527	1 418
598 MISC. CHEMICAL PRODTS. NES	96 531	6 243	3 591	971 GOLD, NONMONTY EXCL ORES	74	179 518	99 773
611 LEATHER	2 778	2 077	1 172	972	1 383	769	
613 FURSKINS, TANNED, DRESSED	219	6 089	3 501				
621 MATERIALS OF RUBBER	7 973	747	420	EXPORTS	46 421 414	9 423 750	5 366 785
625 RUBBER TYRES, TUBES, ETC.	348	144	82	001 LIVE ANIMALS	26 011	10 880	6 224
629 ARTICLES OF RUBBER, NES	105	71	42	011 BOVINE MEAT	136 089	34 648	19 911
634 VENEERS, PLYWOOD, ETC.	197 451	13 894	7 983	017 MEAT, OFFL. PRPD, PRSVD, NES	135	95	52
635 WOOD MANUFACTURES, NES	12 515	2 145	1 222	022 MILK AND CREAM	26 360	9 503	5 434
641 PAPER AND PAPERBOARD	484 464	32 311	18 389	023 BUTTER, OTHER FAT OF MILK	1 659 219	110 584	62 766
642 PAPER, PAPERBOARD, CUT ETC	185	325	182	024 CHEESE AND CURD	88	58	32
651 TEXTILE YARN	270	119	69	041 WHEAT, MESLIN, UNMILLED	13 944 287	214 672	125 610
652 COTTON FABRICS, WOVEN	16 183	9 314	5 327	042 RICE	275	72	41
653 FABRICS, MAN-MADE FIBRES	6 738	5 623	3 184	043 BARLEY, UNMILLED	900 616	11 623	6 837
654 OTH. TEXTILE FABRIC, WOVEN	955	1 224	698	044 MAIZE UNMILLED	726	178	106
655 KNIT, CROCHET, FABRIC NES	138	57	31	046 MEAL, FLOUR OF WHEAT, MSLN	26 012	604	348
657 SPECIAL YARN, TXTL. FABRIC	132	80	46	048 CEREAL PREPARATIONS	655	418	240
658 TEXTILE ARTICLES NES	1 315	1 024	590	054 VEGETABLES	1 100	239	140
659 FLOOR COVERINGS, ETC.	3 479	26 144	14 874	056 VEGETABLES, PRPD, PRSVD, NES	217	84	49
663 MINERAL MANUFACTURES, NES	141	103	60	058 FRUIT, PRESERVED, PREPARED	478	556	315
664 GLASS	95 216	4 782	2 734	061 SUGARS, MOLASSES, HONEY	372 718	22 041	12 039
665 GLASSWARE	2 356	615	352	062 SUGAR CONFECTIONERY	1 064	651	373
666 POTTERY	2 846	758	427	071 COFFEE, COFFEE SUBSTITUTE	363	773	436
667 PEARLS, PRECIOUS STONES	.	.	.	073 CHOCOLATE, OTH. COCOA PREP	1 521	2 631	1 518
671 PIG IRON, SPIEGELEISN, ETC	667 072	71 192	40 501	081 ANIMAL FEED STUFF	113	398	227
672 INGOTS ETC. IRON OR STEEL	235 570	8 112	4 594	091 MARGARINE AND SHORTENING	2 944	1 633	869
673 FLAT-ROLLED IRON ETC.	122 564	8 403	4 716	098 EDIBLE PROD. PREPRTRS, NES	475	317	178
676 IRON, STL. BAR, SHAPES ETC.	25 659	1 764	989	111 NON-ALCOHOL. BEVERAGE, NES	18 591	2 089	1 214
678 WIRE OF IRON OR STEEL	44 201	2 274	1 318	112 ALCOHOLIC BEVERAGES	10 602	1 712	952
679 TUBES, PIPES, ETC. IRON, STL	104 825	5 737	3 315	121 TOBACCO, MANUFACTURED	361	850	467
681 SILVER, PLATINUM, ETC.	80	92 702	52 598	122 FURSKINS, RAW	10	114	62
682 COPPER	357 702	150 570	85 442	232 SYNTHETIC RUBBER, ETC.	37 677	13 446	7 629
683 NICKEL	233 467	389 586	221 118	247 WOOD ROUGH, ROUGH SQUARED	566	140	81
684 ALUMINIUM	108 962	35 253	19 940	248 WOOD, SIMPLY WORKED	3 755	1 169	660
689 MISC. NON-FERR. BASE METAL	.	.	.	263 COTTON	2 781	480	287
691 METALLIC STRUCTURES NES	17 545	4 515	2 556	266 SYNTHETIC FIBRES	107 771	50 749	28 985
692 CONTAINERS, STORAGE, TRNSP	2 741	503	287	269 WORN CLOTHING, TEXTL. ARTL	472	403	229
694 NAILS, SCREWS, NUTS, ETC.	750	140	83	273 STONE, SAND AND GRAVEL	9 731	215	126
695 TOOLS	5 267	3 951	2 241	278 OTHER CRUDE MINERALS	14 050	1 484	852
697 HOUSEHOLD EQUIPMENT, NES	2 314	532	301	285 ALUMINIUM ORE, CONCTR. ETC	181	149	87
699 MANUFACTS. BASE METAL, NES	9 778	1 561	872	292 CRUDE VEG. MATERIALS, NES	5 648	8 476	4 816
712 STEAM TURBINES	10	190	101	334 PETROLEUM PRODUCTS	36 746	5 386	3 057
713 INTRNL COMBUS PSTN ENGIN	1 210	1 203	701				



7 IMPORTS AND EXPORTS (SPECIAL TRADE) BY COUNTRIES OF PRODUCTION AND CONSUMPTION AND BY GROUPS OF THE SITC-REV. III 1988

GROUP DESCRIPTION	DT = 100 KG	1 000 DM	1 000 \$	GROUP DESCRIPTION	DT = 100 KG	1 000 DM	1 000 \$
222 OILSEED(SFT.FIX VEG.OIL)	807 123	25 276	14 709	687 TIN	100	141	77
231 NATURAL RUBBER, ETC.	1 872	356	199	689 MISC.NON-FERR.BASE METAL	35	155	93
232 SYNTHETIC RUBBER, ETC.	65 820	9 082	5 188	691 METALLIC STRUCTURES NES	335 302	40 951	23 281
245 FUEL WOOD, WOOD CHARCOAL	71 540	3 071	1 761	692 CONTAINERS, STORAGE, TRNSP	12 704	2 986	1 696
246 WOOD IN CHIPS, PARTICLES	659 871	2 310	1 320	693 WIRE PRODUCTS EXCL.ELECT	35 080	5 101	2 899
247 WOOD ROUGH,ROUGH SQUARED	483 059	7 272	4 078	694 NAILS, SCREWS,NUTS,ETC.	138 094	13 193	7 525
248 WOOD, SIMPLY WORKED	1 366 989	49 626	28 292	695 TOOLS	12 346	8 156	4 629
251 PULP AND WASTE PAPER	84 987	7 249	4 075	696 CUTLERY	24	120	72
263 COTTON	5 680	299	169	697 HOUSEHOLD EQUIPMENT,NES	8 053	2 663	1 519
266 SYNTHETIC FIBRES	1 815	378	216	699 MANUFACTS.BASE METAL,NES	257 237	34 567	19 684
267 OTHER MAN-MADE FIBRES	24 357	1 741	991	711 STEAM GENER. BOILERS, ETC.	2 709	892	485
269 WORN CLOTHING, TEXTL. ARTL	12 733	801	467	713 INTRNL COMBUS PSTN ENGIN	11 775	11 229	6 160
272 FERTILIZERS, CRUDE	8 135	304	168	714 ENGINES, MOTORS NON-ELECT	133	80	44
273 STONE, SAND AND GRAVEL	2 131 171	2 217	1 249	716 ROTATING ELECTRIC PLANT	13 915	8 408	4 775
274 SULPHUR, UNPRSTD. IRON PYRS	162 775	1 732	993	721 AGRIC. MACHINES, EX. TRACTR	19 630	2 668	1 539
278 OTHER CRUDE MINERALS	64 999	1 601	916	722 TRACTORS	2 069	154	89
282 FERROUS WASTE AND SCRAP	605 823	9 856	5 522	723 CIVIL ENGINEERING EQUIPT	22 181	5 258	2 985
283 COPPER ORES, CONCENTRATES	850 082	69 680	38 826	724 TEXTILE, LEATHER MACHINES	15 633	4 725	2 685
287 ORE, CONCENTR. BASE METALS	20 603	999	569	725 PAPER, PULP MILL MACHINES	81	74	42
288 NON-FERROUS WASTE, SCRAP	51 910	9 237	5 199	726 PRINTNG, BOOKBINDNG MACHS	125	263	145
289 PREC.METAL ORES, CONCRTRS	39	1 134	648	727 FOOD-PROCESS. MCH. NON DOM	2 218	3 104	1 762
291 CRUDE ANIMAL MATERLS,NES	93 732	25 706	14 627	728 OTH. MACH, PTS, SPCL INDUST	9 629	3 563	2 054
292 CRUDE VEG. MATERIALS, NES	91 247	17 796	10 372	731 METAL REMOVAL WORK TOOLS	7 723	6 363	3 646
321 COAL, NOT AGGLOMERATED	18 791 074	157 951	90 072	735 PARTS, NES, FOR MACH-TOOLS	3 951	4 258	2 436
322 BRIQUETTES, LIGNITE, PEAT	23 957	195	110	737 METALWORKING MACHNRY NES	9 583	1 754	978
325 COKE, SEMI-COKE, RET. CARBN	280 633	4 242	2 364	741 HEATING, COOLING EQUIP, PART	271	698	382
334 PETROLEUM PRODUCTS	1 385 539	27 904	15 822	742 PUMPS FOR LIQUIDS, PARTS	5 202	928	536
335 RESIDUAL PETROL. PRODUCTS	1 224 681	28 377	16 155	743 PUMPS NES, CENTRIFUGS ETC	41 666	10 935	6 114
342 LIQUEFIED PROPANE, BUTANE	113 393	3 660	2 123	744 MECHANICAL HANDLNG EQUIP	29 403	3 865	2 171
344 PETROLEUM GASES, NES	79 472	2 284	1 293	745 OTH. NONELEC MCH, TOOL, NES	2 754	1 367	774
411 ANIMAL OILS AND FATS	46 878	2 508	1 424	746 BALL OR ROLLER BEARINGS	4 494	5 415	3 085
421 FIXED VEG. FAT, OILS, SOFT	84 894	5 337	3 113	747 TAPS, COCKS, VALVES, ETC.	5 827	2 114	1 210
431 ANIMAL, VEG. FATS, OILS, NES	88 182	4 240	2 449	748 TRANSMISSIONS SHAFTS ETC	14 092	4 303	2 440
511 HYDROCARBONS, NES, DERIVTS	128 172	9 581	5 498	749 NON-ELECT MACH. PARTS, ETC	2 250	876	484
512 ALCOHOL, PHENOL, ETC. DERIV	35 649	5 493	3 164	751 OFFICE MACHINES	128	147	83
513 CARBOXYLIC ACIDS, DERIVTS	19 933	3 772	2 159	759 PARTS, FOR OFFICE MACHINS	2	88	49
514 NITROGEN-FUNCT. COMPOUNDS	6 009	1 613	938	761 TELEVISION RECEIVERS ETC	131	146	85
515 ORGANO-INORGANIC COMPNDS	43 443	10 952	6 220	762 RADIO-BROADCAST RECEIVER	4 955	5 756	3 315
516 OTHER ORGANIC CHEMICALS	16 692	4 623	2 645	763 SOUND RECORDER, PHONOGRPH	2 512	1 701	978
522 INORGANIC CHEM. ELEMENTS	128 104	13 179	7 465	764 TELECOMM. EQUIP. PARTS NES	10 801	7 697	4 396
523 METAL. SALTS, INORGAN. ACID	254 548	9 115	5 179	771 ELECT. POWER MACHNY. PARTS	5 969	2 299	1 302
524 OTHER CHEMICAL COMPOUNDS	3 747	762	430	772 ELECT. SWITCH, RELAY, CIRCUIT	1 710	2 254	1 281
531 SYNTH. COLOURS, LAKES, ETC.	627	952	550	773 ELECTR. DISTRIBUT. EQUIP NES	81 417	21 125	11 994
533 PIGMENTS, PAINTS, ETC.	133	105	58	775 DOM. ELEC. NON-ELEC. EQUIPT	21 940	13 413	7 685
541 MEDICINES, ETC. EXC. GRP542	38	947	543	776 TRANSISTORS, VALVES, ETC.	8 891	6 681	3 849
551 ESSNTL. OIL, PERFUME, FLAVOR	7 509	1 139	651	778 ELECTRIC. MACH. APPART. NES	24 952	7 467	4 201
553 PERFUMERY, COSMETICS, ETC.	166	57	32	781 PASS. MOTOR VEHCLS. EX. BUS	22 596	12 895	7 299
554 SOAP, CLEANERS, POLISH, ETC	351	99	54	782 GOODS, SPCL TRANSPORT VEH	1 662	1 192	660
562 FERTILIZER, EXCEPT GRP272	888 448	18 150	10 261	783 ROAD MOTOR VEHICLES NES	175	62	35
571 POLYMERS OF ETHYLENE	24 618	4 746	2 632	784 PARTS, TRACTORS, MOTOR VEH	2 402	1 806	1 040
573 POLYMERS, VINYL CHLORIDE	32 847	5 530	3 129	785 CYCLES, MOTORCYCLES ETC.	2 872	1 443	815
574 POLYACETAL, POLYCARBONATE	21 645	4 161	2 378	786 TRAILERS, SEMI-TRAILR, ETC	37 137	5 636	3 188
575 OTH. PLASTIC, PRIMARY FORM	271 014	10 930	6 216	792 AIRCRAFT, ASSOC'D. EQUIPNT	208	166	93
579 PLASTIC WASTE, SCRAP ETC	2 302	914	519	793 SHIP, BOAT, FLOAT, STRUCTRS	73 506	3 280	1 928
582 PLASTIC PLATE, SHEETS, ETC	29 898	6 168	3 491	811 PREFABRICATED BUILDINGS	14 982	1 399	788
592 STARCHES, INULIN, ETC.	35 528	23 353	13 252	813 LIGHTING FIXTURES ETC. NES	16 496	4 992	2 845
593 EXPLOSIVES, PYROTECHNICS	7 290	1 102	626	821 FURNITURE, CUSHIONS, ETC.	540 534	137 325	78 061
597 PREPRD ADDITIVES, LIQUIDS	3 791	460	253	831 TRUNK, SUIT-CASES, BAG, ETC	9 746	12 870	7 285
598 MISC. CHEMICAL PRDCTS, NES	59 077	3 429	1 967	841 MENS, BOYS CLOTHING, X-KNIT	34 778	165 865	94 290
611 LEATHER	3 932	1 190	669	842 WOMEN, GIRL CLOTHING, XKNIT	27 321	185 495	105 261
612 MANUFACT. LEATHER ETC. NES	15	62	36	843 MENS, BOYS CLOTHING, KNIT	4 917	11 370	6 421
613 FURSKINS, TANNED, DRESSED	103	295	164	844 WOMEN, GIRLS CLOTHING, KNIT	4 034	12 224	6 918
621 MATERIALS OF RUBBER	18 577	3 641	2 055	845 OTHR. TEXTILE APPAREL, NES	9 541	23 294	13 166
625 RUBBER TYRES, TUBES, ETC.	23 697	5 016	2 847	846 CLOTHING ACCESSRS, FABRIC	1 070	2 127	1 200
629 ARTICLES OF RUBBER, NES	928	399	224	848 CLOTHING, NONTEXTL.; HEADGEAR	2 052	13 873	7 920
634 VENEERS, PLYWOOD, ETC.	133 771	8 480	4 819	851 FOOTWEAR	21 866	44 168	24 957
635 WOOD MANUFACTURES, NES	291 474	18 272	10 420	871 OPTICAL INSTRUMENTS, NES	56	491	277
641 PAPER AND PAPERBOARD	255 584	21 130	12 037	872 MEDICAL INSTRUMENTS NES	159	781	442
642 PAPER, PAPERBOARD, CUT ETC	2 987	295	163	873 METERS, COUNTERS, NES	79	167	94
651 TEXTILE YARN	2 221	835	476	874 MEASURE, CONTROL INSTRMNT	2 248	7 833	4 463
652 COTTON FABRICS, WOVEN	2 948	2 866	1 649	881 PHOTOGRAPH APPAR. ETC. NES	72	119	67
653 FABRICS, MAN-MADE FIBRES	1 486	1 395	780	884 OPTICAL GOODS NES	3	112	63
654 OTH. TEXTILE FABRIC, WOVEN	2 100	3 858	2 178	885 WATCHES AND CLOCKS	143	236	133
655 KNIT, CROCHET, FABRIC NES	2 238	2 163	1 226	891 ARMS AND AMMUNITION	155	156	86
656 TULLE, LACE, EMBROIDRY, ETC	396	716	411	892 PRINTED MATTER	603	801	458
657 SPECIAL YARN, TEXTL. FABRIC	12 374	2 428	1 396	893 ARTICLES, NES, OF PLASTICS	10 208	3 608	2 019
658 TEXTILE ARTICLES NES	11 076	11 106	6 343	894 BABY CARRIAGE, TOYS, GAMES	12 033	7 329	4 143
659 FLOOP COVERINGS, ETC.	1 203	561	323	896 WORKS OF ART, ANTIQUE ETC	203	989	565
661 LIME, CEMENT, CONSTR. MATRL	2 553 755	20 587	11 675	897 GOLD, SILVERWARE, JEWEL NES	5	1 192	682
662 CLAY, REFRCT. CONSTR. MATRL	31 482	1 969	1 123	898 MUSICAL INSTRUMENTS, ETC.	1 253	1 187	670
663 MINERAL MANUFACTURES, NES	90 025	3 989	2 263	899 MISC MANUFCTRD GOODS NES	18 177	6 439	3 679
664 GLASS	241 551	13 605	7 793	961 COIN NONGOLD NONCURRENT	2	391	221
665 GLASSWARE	251 000	18 691	10 610				
666 POTTERY	9 843	2 954	1 681	EXPORTS	9 356 805	2 888 324	1 641 564
671 PIG IRON, SPIEGELEISN, ETC	30 760	1 871	1 064	001 LIVE ANIMALS	3 709	1 863	1 062
672 INGOTS ETC. IRON OR STEEL	38 369	3 701	2 085	011 BOVINE MEAT	243 101	40 889	22 980
673 FLAT-ROLLED IRON ETC.	434 432	24 205	13 467	012 OTHER MEAT, MEAT OFFAL	1 099	108	60
674 FLAT-ROLLED PLATED IRON	78 133	7 726	4 276	017 MEAT, OFFL. PRPD, PRSVD, NES	2 575	880	486
675 FLAT-ROLLED, ALLOY STEEL	139	67	40	022 MILK AND CREAM	13 689	4 325	2 415
676 IRON, STL. BAR, SHAPES ETC.	1 465 312	74 452	42 598	023 BUTTER, OTHER FAT OF MILK	86 000	18 635	10 808
677 RAILWAY TRACK IRON, STEEL	104 977	6 422	3 650	024 CHEESE AND CURD	43 098	12 152	6 848
678 WIRE OF IRON OR STEEL	109 216	6 647	3 779	034 FISH, FRESH, CHILLED, FROZN	2 801	845	491
679 TUBES, PIPES, ETC. IRON, STL	148 204	16 436	9 324	041 WHEAT, MESLIN, UNMILLED	1 661 208	29 321	16 991
681 SILVER, PLATINUM, ETC.	1 315	49 194	27 966	043 BARLEY, UNMILLED	1 504 808	28 130	16 184
682 COPPER	994 644	424 604	243 838	044 MAIZE UNMILLED	669	162	94
683 NICKEL	1 404	2 966	1 770	045 OTHER CEREALS, UNMILLED	104 368	1 823	1 086
684 ALUMINIUM	4 766	3 281	1 882	047 OTHER CEREAL MEAL, FLOURS	20 797	349	203
685 LEAD	11 337	1 245	698	048 CEREAL PREPARATIONS	42 350	819	478
686 ZINC	32 697	6 343	3 581				

7 IMPORTS AND EXPORTS (SPECIAL TRADE) BY COUNTRIES OF PRODUCTION AND CONSUMPTION AND BY GROUPS OF THE SITC-REV. III 1988

GROUP DESCRIPTION	DT = 100 KG	1 000 DM	1 000 \$	GROUP DESCRIPTION	DT = 100 KG	1 000 DM	1 000 \$
054 VEGETABLES	2 488	191	113	665 GLASSWARE	1 622	1 669	971
057 FRUIT,NUTS EXCL.OIL NUTS	20 077	3 210	1 806	667 PEARLS,PRECIOUS STONES	.	.	.
058 FRUIT,PRESERVED,PREPARED	2 184	805	453	671 PIG IRON,SPIEGELEISN,ETC	17 372	5 024	2 823
059 FRUIT, VEGETABLE JUICES	28 356	3 117	1 769	672 INGOTS ETC.IRON OR STEEL	4 974	4 487	2 778
061 SUGARS,MOLASSES,HONEY	105 672	5 457	3 022	673 FLAT-ROLLED IRON ETC.	474 326	39 498	22 702
062 SUGAR CONFECTIONERY	2 391	1 319	744	674 FLAT-ROLLED PLATED IRON	24 218	3 361	1 904
071 COFFEE,COFFEE SUBSTITUTE	10 810	7 609	4 282	675 FLAT-ROLLED, ALLOY STEEL	66 217	26 894	15 247
072 COCOA	19 030	5 617	3 164	676 IRON,STL.BAR,SHAPES ETC.	146 531	22 303	12 749
073 CHOCOLATE,OTH.COCOA PREP	7 633	4 856	2 759	678 WIRE OF IRON OR STEEL	27 024	7 485	4 263
074 TEA AND MATE	136	98	56	679 TUBES,PIPES,ETC.IRON,STL	270 430	47 768	27 121
075 SPICES	565	250	163	681 SILVER,PLATINUM,ETC.	58	744	423
081 ANIMAL FEED STUFF	945 228	57 310	32 248	682 COPPER	8 801	11 195	6 329
091 MARGARINE AND SHORTENING	16 774	2 433	1 318	683 NICKEL	224	1 083	605
098 EDIBLE PROD.PREPRPTS,NES	145 426	19 257	10 762	684 ALUMINIUM	3 223	9 283	1 860
111 NON-ALCOHOL.BEVERAGE,NES	15 196	1 899	1 051	685 LEAD	329	335	185
112 ALCOHOLIC BEVERAGES	35 516	5 654	3 208	687 TIN	77	147	84
122 TOBACCO, MANUFACTURED	1 848	4 342	2 473	689 MISC.NON-FERR.BASE METAL	32	484	272
211 HIDES,SKINS(EX.FURS),RAW	20 963	14 761	8 340	691 METALLIC STRUCTURES NES	6 314	7 230	4 081
212 FURSKINS, RAW	16	90	51	692 CONTAINERS, STORAGE, TRNSP	9 282	3 663	2 048
222 OILSEED(SFT.FIX VEG.OIL)	5 607	767	433	693 WIRE PRODUCTS EXCL.ELECT	16 529	9 011	5 039
231 NATURAL RUBBER, ETC.	985	234	134	694 NAILS, SCREWS,NUTS,ETC.	3 204	3 310	1 870
232 SYNTHETIC RUBBER, ETC.	22 241	7 133	4 094	695 TOOLS	2 618	18 234	10 353
247 WOOD ROUGH,ROUGH SQUARED	909	125	71	696 CUTLERY	507	1 992	1 099
248 WOOD, SIMPLY WORKED	1 873	412	232	697 HOUSEHOLD EQUIPMENT,NES	469	442	242
251 PULP AND WASTE PAPER	3 342	478	267	699 MANUFACTS.BASE METAL,NES	21 718	15 901	8 943
263 COTTON	11 375	2 614	1 499	700 CPL IND PLANT (84/85/87)	591	629	356
266 SYNTHETIC FIBRES	6 552	2 064	1 166	711 STEAM GENER.BOLLERS,ETC.	1 924	3 682	2 095
267 OTHER MAN-MADE FIBRES	706	275	159	712 STEAM TURBINES	372	1 611	907
268 WOOL, OTHER ANIMAL HAIR	2 226	1 565	891	713 INTRNL COMBUS PSTN ENGIN	3 573	11 548	6 547
269 WORN CLOTHING,TEXTL.ARTL	4 389	1 601	905	714 ENGINES, MOTORS NON-ELECT		66	37
273 STONE, SAND AND GRAVEL	20 431	551	312	716 ROTATING ELECTRIC PLANT	3 668	12 723	7 198
277 NATURAL ABRASIVES, NES	69 597	641	367	718 OTH.POHR.GENRTNG.MACHNRY	1 510	4 087	2 320
278 OTHER CRUDE MINERALS	69 793	903	509	721 AGRIC.MACHINES,EX.TRACTR	17 283	23 850	19 318
285 ALUMINIUM ORE,CONCTR.ETC	112 867	4 736	2 662	722 TRACTORS	220	187	105
287 ORE,CONCENTR.BASE METALS	9 947	815	472	723 CIVIL ENGINEERING EQUIPT	10 003	20 860	11 871
288 NON-FERROUS WASTE, SCRAP	19 786	1 476	841	724 TEXTILE,LEATHER MACHINES	19 029	93 751	53 673
291 CRUDE ANIMAL MATERLS,NES	217	877	509	725 PAPER,PULP MILL MACHINES	2 289	7 631	4 325
292 CRUDE VEG.MATERIALS, NES	4 563	2 591	1 489	726 PRINTNG,BOOKBINDNG MACHS	3 000	14 923	8 651
334 PETROLEUM PRODUCTS	49 682	8 534	4 822	727 FOOD-PROCESS.MCH.NON DOM	1 795	11 700	6 691
395 RESIDUAL PETROL.PRODUCTS	48 107	3 778	2 142	728 OTH.MACH.PTS.SPCL INDUST	28 210	98 035	55 384
411 ANIMAL OILS AND FATS	391	119	69	731 METAL REMOVAL WORK TOOLS	9 320	57 080	32 257
421 FIXED VEG.FAT,OILS, SOFT	98 376	8 380	4 700	733 MACH-TOOLS,METAL-WORKING	7 621	26 550	15 376
422 FIXED VEG.FAT,OILS,OTHER	27 202	1 758	934	735 PARTS,NES, FOR MACH-TOOLS	2 508	17 136	9 859
431 ANIMAL, VEG.FATS,OILS,NES	144 118	16 625	9 365	737 METALWORKING MACHNRY NES	5 527	21 762	12 528
511 HYDROCARBONS,NES,DERIVTS	30 472	6 988	4 002	741 HEATNG,COOLNG EQUIP,PART			
512 ALCOHOL,PHENOL,ETC.DERIV	192 567	38 729	22 041	742 PUMPS FOR LIQUIDS,PARTS	3 402	22 353	12 782
513 CARBOXYLIC ACIDS,DERIVTS	51 459	17 830	10 099	743 PUMPS NES,CENTRIFUGS ETC	10 392	54 714	30 773
514 NITROGEN-FUNCT.COMPOUNDS	49 162	29 050	16 703	744 MECHANICAL HANDLING EQUIP	20 892	46 938	26 372
515 ORGAN-INOORGANIC COMPNDS	36 095	58 116	32 959	745 OTH.NONELEC MCH,TOOL,NES	11 215	56 170	32 259
516 OTHER ORGANIC CHEMICALS	30 569	9 237	5 243	746 BALL OR ROLLER BEARINGS	8 535	21 382	12 160
522 INORGANIC CHEM.ELEMENTS	55 488	12 860	7 305	747 TAPS,COCKS,VALVES,ETC.	3 149	14 264	8 156
523 METAL.SALTS,INORGAN.ACID	42 029	4 662	2 661	748 TRANSMISSIONS SHAFTS ETC	8 539	20 692	11 735
524 OTHER CHEMICAL COMPOUNDS	7 010	2 864	1 617	749 NON-ELECT MACH.PARTS,ETC	4 983	9 225	5 204
525 RADIO-ACTIVE MATERIALS	39	855	478	751 OFFICE MACHINES	1 102	6 483	3 671
531 SYNTH.COLOURS,LAKES,ETC.	9 250	24 105	13 741	752 AUTOMATC.DATA PROC.EQUIP	1 635	14 914	8 492
532 DYEING,TANNING MATERIALS	10 709	2 674	1 529	759 PARTS, FOR OFFICE MACHINS	379	3 858	2 188
533 PIGMENTS, PAINTS, ETC.	48 399	31 775	18 059	761 TELEVISION RECEIVERS ETC	1 515	4 280	2 395
541 MEDICINES,ETC.EXC.GRPS42	5 490	51 572	29 336	762 RADIO-BROADCAST RECEIVER	124	752	426
542 MEDICAMENTS	17 509	55 517	31 562	763 SOUND RECORDER,PHONOGRPH	243	2 190	1 216
551 ESSNTL.OIL,PERFUME,FLAVR	3 551	10 382	5 917	764 TELECOMM.EQUIP.PARTS NES	1 000	10 782	6 079
553 PERFUMERY,COSMETICS,ETC.	6 738	9 654	5 433	771 ELECT POWER MACHNY.PARTS	809	3 799	2 141
554 SOAP,CLEANERS,POLISH,ETC	58 603	18 286	10 322	772 ELEC.SWITCH.RELAY.CIRCUIT	1 728	21 579	12 259
562 FERTILIZER,EXCEPT GRP272	361 070	12 575	7 120	773 ELECTR DISTRIB.EQPT NES	17 383	13 261	7 536
571 POLYMERS OF ETHYLENE	10 247	2 552	1 475	774 ELECTRO-MEDCL,XRAY EQUIP	637	22 161	12 621
572 POLYMERS OF STYRENE	19 212	6 014	3 406	775 DOM.ELEC, NON-ELEC. EQUIPT	2 935	5 122	2 917
573 POLYMERS,VINYL CHLORIDE	78 483	19 641	11 230	776 TRANSISTORS,VALVES,ETC.	382	5 734	3 238
574 POLYACETAL,POLYCARBONATE	25 344	14 174	8 058	778 ELECTRIC.MACH.APPART.NES	47 836	37 549	21 507
575 OTH.PLASTIC,PRIMARY FORM	164 446	57 529	32 668	781 PASS.MOTOR VEHCLS.EX.BUS	80 327	73 885	41 575
579 PLASTIC WASTE, SCRAP ETC	2 154	147	78	782 GOODS,SPCL TRANSPORT VEH	32 744	29 236	16 373
581 PLASTIC TUBE,PIPE,HOSE	369	1 393	801	783 ROAD MOTOR VEHICLES NES	4 422	6 638	3 794
582 PLASTIC PLATE,SHEETS,ETC	17 753	17 743	10 165	784 PARTS,TRACTORS,MOTOR VEH	13 105	22 696	12 863
583 MONOFILAMENT OF PLASTICS	131	255	144	785 CYCLES,MOTORCYCLES ETC.	260	1 031	588
591 INSECTICIDES, ETC.	42 489	51 496	30 049	786 TRAILERS,SEMI-TRAILR,ETC	12 513	5 280	3 029
592 STARCHES,INULIN,ETC.	8 299	4 364	2 481	791 RAILWAY VEHICLES.EQUIPNT	85	807	467
597 PREPRD ADDITIVES,LIQUIDS	35 447	12 703	7 218	792 AIRCRAFT, ASSOCTD.EQUIPNT	2	84	45
598 MISC.CHEMICAL PRODTS,NES	144 859	44 259	25 030	799 SHIP,BOAT,FLOAT.STRUCTRS	428	1 513	849
611 LEATHER	2 172	7 294	4 184	811 PREFABRICATED BUILDINGS	1 348	587	333
612 MANUFACT. LEATHER ETC.NES	22	102	58	812 PLUMBNG,SANITRY,EQPT.ETC	638	467	265
613 FURSKINS,TANNED,DRESSED	743	1 721	988	813 LIGHTNG FIXTURES ETC.NES	283	1 440	828
621 MATERIALS OF RUBBER	7 885	5 770	3 280	821 FURNITURE,CUSHIONS,ETC.	2 335	1 949	1 096
625 RUBBER TYRES,TUBES,ETC.	12 162	4 928	2 812	831 TRUNK,SUIT-CASES,BAG,ETC	138	571	316
629 ARTICLES OF RUBBER, NES	6 470	9 277	5 318	841 MENS,BOYS CLOTHNG,X-KNIT	2 660	7 644	4 300
634 VENEERS, PLYWOOD, ETC.	270	110	64	842 WOMEN,GIRL CLOTHNG,XKNIT	589	3 187	1 784
635 WOOD MANUFACTURES, NES	1 818	656	365	843 MENS,BOYS CLOTHNG,KNIT	147	1 477	810
641 PAPER AND PAPERBOARD	114 858	30 580	17 245	844 WOMEN,GIRLS CLOTHNG,KNIT	433	554	309
642 PAPER,PAPERBOARD,CUT ETC	24 756	8 829	5 040	845 OTHR.TEXTILE APPAREL,NES	931	3 212	1 817
651 TEXTILE YARN	26 681	30 792	17 466	846 CLOTHING ACCESSRS,FABRIC	2 306	10 258	5 852
652 COTTON FABRICS, WOVEN	27 185	66 680	38 085	848 CLOTHNG,NONTXTL;HEADGEAR	598	2 921	1 660
653 FABRICS,MAN-MADE FIBRES	25 961	95 688	54 514	851 FOOTWEAR	10 132	11 387	6 444
654 OTH.TEXTILE FABRIC,WOVEN	10 239	42 291	24 052	871 OPTICAL INSTRUMENTS,NES	82	3 918	2 269
655 KNIT.CROCHET.FABRIC NES	4 948	12 805	7 277	872 MEDICAL INSTRUMENTS NES	2 215	26 963	15 485
656 TULLE,LACE,EMBROIDRY,ETC	1 256	4 888	2 765	873 METERS,COUNTERS,NES	182	2 714	1 539
657 SPECIAL YARN,XTXL.FABRIC	13 465	25 311	14 409	874 MEASURE,CONTROL INSTRMNT	2 696	59 099	33 679
658 TEXTILE ARTICLES NES	3 173	3 632	2 063	881 PHOTOGRAPH APPAR.ETC.NES	161	2 751	1 571
659 FLOOR COVERINGS, ETC.	250	418	234	882 PHOTO.CINEMATOGRPH.SUPPL	2 603	5 407	3 098
661 LIME,CEMENT,CONSTR.MATRL	331	72	41	884 OPTICAL GOODS NES	24	1 029	588
662 CLAY,REFRCT.CONSTR.MATRL	21 110	4 645	2 626	885 WATCHES AND CLOCKS	109	855	483
663 MINERAL MANUFACTURES,NES	12 307	16 935	9 635	891 ARMS AND AMMUNITION	45	431	247
664 GLASS	3 717	4 120	2 353	892 PRINTED MATTER	9 065	11 146	6 420

7 IMPORTS AND EXPORTS (SPECIAL TRADE) BY COUNTRIES OF PRODUCTION AND CONSUMPTION AND BY GROUPS OF THE SITC-REV. III 1988

GROUP DESCRIPTION	DT = 100 KG	1 000 DM	1 000 \$	GROUP DESCRIPTION	DT = 100 KG	1 000 DM	1 000 \$
893 ARTICLES, NES, OF PLASTICS	14 533	13 325	7 559	629 ARTICLES OF RUBBER, NES	8 143	2 511	1 428
894 BABY CARRIAGE, TOYS, GAMES	662	1 719	960	634 VENEERS, PLYWOOD, ETC.	650 064	23 347	13 389
895 OFFICE, STATIONERY SUPPLS	735	3 036	1 716	635 WOOD MANUFACTURES, NES	703 569	25 826	14 653
896 WORKS OF ART, ANTIQUE ETC	49	3 026	1 667	641 PAPER AND PAPERBOARD	389 813	31 766	18 087
897 GOLD, SILVERWARE, JEWEL NES	1	3 881	2 191	642 PAPER, PAPERBOARD, CUT ETC	21 309	4 160	2 363
898 MUSICAL INSTRUMENTS, ETC.	5 217	16 665	9 475	651 TEXTILE YARN	117 721	35 157	20 040
899 MISC MANUFCTRD GOODS NES	2 637	16 062	9 178	652 COTTON FABRICS, WOVEN	31 166	35 632	20 339
971 GOLD, NONMONTRY EXCL ORES		1 058	628	653 FABRICS, MAN-MADE FIBRES	15 294	23 025	13 083
				654 OTH. TEXTILE FABRIC, WOVEN	14 461	10 860	6 163
				655 KNIT, CROCHET, FABRIC NES	7 057	4 012	2 300
				656 TULLE, LACE, EMBROIDRY, ETC	380	872	499
				657 SPECIAL YARN, TXTL. FABRIC	24 769	7 261	4 142
				658 TEXTILE ARTICLES NES	35 037	34 995	20 009
				659 FLOOR COVERINGS, ETC.	6 250	4 954	2 827
				661 LIME, CEMENT, CONSTR. MATRL	1 622 218	22 986	13 019
				662 CLAY, REFRCT. CONSTR. MATRL	85 401	3 597	2 060
				663 MINERAL MANUFACTURES, NES	226 093	5 277	3 004
				664 GLASS	352 599	27 361	15 472
				665 GLASSWARE	280 459	34 324	19 541
				666 POTTERY	7 007	2 725	1 566
				671 PIG IRON, SPIEGELEISN, ETC	127 933	10 336	5 989
				672 INGOTS ETC. IRON OR STEEL	16 292	791	449
				673 FLAT-ROLLED IRON ETC.	1 331 395	87 520	49 743
				674 FLAT-ROLLED PLATED IRON	135 464	12 428	7 163
				675 FLAT-ROLLED, ALLOY STEEL	1 364	248	143
				676 IRON, STL. BAR, SHAPES ETC.	1 860 411	95 711	54 232
				677 RAILWAY TRACK IRON, STEEL	3 359	262	152
				678 WIRE OF IRON OR STEEL	580 016	31 644	18 025
				679 TUBES, PIPES, ETC. IRON, STL	182 407	13 773	7 816
				681 SILVER, PLATINUM, ETC.	103	4 079	2 192
				682 COPPER	277	111	64
				684 ALUMINIUM	12 279	4 847	2 714
				685 LEAD	49 912	4 462	2 541
				689 MISC. NON-FERR. BASE METAL	13	667	374
				691 METALLIC STRUCTURES NES	10 512	2 137	1 215
				692 CONTAINERS, STORAGE, TRNSP	30 300	5 254	2 945
				693 WIRE PRODUCTS EXCL. ELECT	16 590	1 822	1 047
				694 NAILS, SCREWS, NUTS, ETC.	50 901	4 548	2 597
				695 TOOLS	3 725	4 019	2 253
				696 CUTLERY	2 109	352	198
				697 HOUSEHOLD EQUIPMENT, NES	14 055	4 271	2 446
				699 MANUFACTS. BASE METAL, NES	32 796	5 728	3 247
				711 STEAM GENER. BOILERS, ETC.	1 251	845	465
				712 STEAM TURBINES	349	320	189
				713 INTRNL COMBUS PSTN ENGIN	979	1 453	825
				714 ENGINES, MOTORS NON-ELECT	1	385	213
				716 ROTATING ELECTRIC PLANT	32 571	12 510	7 110
				718 OTH. POWR. GENRTRG. MACHNRY	523	536	312
				721 AGRIC. MACHINES, EX. TRACTR	5 088	1 064	605
				722 TRACTORS	11 636	4 215	2 407
				723 CIVIL ENGINEERING EQUIPT	25 075	5 945	3 391
				724 TEXTILE, LEATHER MACHINES	4 481	2 198	1 253
				725 PAPER, PULP MILL MACHINES	383	735	415
				726 PRINTNG, BOOKBINDNG MACHS	1 075	2 040	1 167
				727 FOOD-PROCESS. MCH. NON DOM	91	210	114
				728 OTH. MACH. PTS, SPCL INDUST	9 817	7 340	4 264
				731 METAL REMOVAL WORK TOOLS	18 184	16 239	9 130
				733 MACH-TOOLS, METAL-WORKING	7 804	3 368	1 927
				735 PARTS, NES, FOR MACH-TOOLS	4 447	2 829	1 669
				737 METALWORKING MACHNRY NES	9 931	958	536
				741 HEATING, COOLING EQUIP, PART	1 809	1 277	747
				742 PUMPS FOR LIQUIDS, PARTS	3 621	3 333	1 900
				743 PUMPS NES, CENTRIFUGS ETC	4 411	1 506	866
				744 MECHANICAL HANDLING EQUIP	11 654	3 714	2 127
				745 OTH. NONELEC MCH, TOOL, NES	5 925	2 541	1 450
				746 BALL OR ROLLER BEARINGS	5 388	4 986	2 833
				747 PHS, COCKS, VALVES, ETC.	27 517	11 467	6 556
				748 TRANSMISSIONS SHAFTS ETC	4 539	1 970	1 125
				749 NON-ELECT MACH. PARTS, ETC	2 213	2 208	1 283
				751 OFFICE MACHINES	106	548	311
				752 AUTOMATC. DATA PROC. EQUIP	11	385	219
				759 PARTS, FOR OFFICE MACHINS	22	323	183
				763 SOUND RECORDER, PHONOGRPH	704	832	480
				764 TELECOMM. EQUIP. PARTS NES	5 127	3 324	1 885
				771 ELECT POWER MACHNY. PARTS	110	121	67
				772 ELECT. SWITCH. RELAY. CIRCUIT	239	556	310
				773 ELECTR DISTRIBT. EQPT NES	53 353	11 775	6 749
				774 ELECTRO-MEDCL. XRAY EQUIP	5	256	144
				775 DOM. ELEC. NON-ELEC. EQUIPT	7 100	4 133	2 375
				776 TRANSISTORS, VALVES, ETC.	2 096	1 710	964
				778 ELECTRIC. MACH. APPART. NES	2 373	3 595	2 038
				781 PASS. MOTOR VEHCLS. EX. BUS	24 641	8 887	5 092
				782 GOODS, SPCL TRANSPDRT VEH	5 190	4 278	2 450
				783 ROAD MOTOR VEHICLES NES	2 818	2 317	1 379
				784 PARTS, TRACTORS, MOTOR VEH	4 574	2 680	1 531
				785 CYCLES, MOTORCYCLES ETC.	7 980	4 241	2 427
				786 TRAILERS, SEMI-TRAILR, ETC	41 889	7 648	4 421
				791 RAILWAY VEHICLES, EQUIPNTS	3 659	827	464
				793 SHIP, BOAT, FLOAT, STRUCTRS	824	830	481
				811 PREFABRICATED BUILDINGS	5 985	602	342
				812 PLUMBNG, SANITRY, EQPT. ETC	21 583	2 376	1 362
				813 LIGHTNG FIXTURES ETC. NES	3 358	1 845	1 048
				821 FURNITURE, CUSHIONS, ETC.	225 836	55 947	31 976
				831 TRUNK, SUIT-CASES, BAG, ETC	6 886	11 334	6 476
				841 MENS, BOYS CLOTHING, X-KNIT	17 594	50 708	28 878
				842 WOMEN, GIRL CLOTHNG, XKNIT	6 423	31 750	17 822
				843 MENS, BOYS CLOTHING, KNIT	3 374	5 793	3 279
				844 WOMEN, GIRLS CLOTHNG, KNIT	7 316	18 989	10 840
				845 OTH. TEXTILE APPAREL, NES	8 120	19 513	11 112

## 7 IMPORTS AND EXPORTS (SPECIAL TRADE) BY COUNTRIES OF PRODUCTION AND CONSUMPTION AND BY CROUPS OF THE SITC-REV. III 1988

GROUP DESCRIPTION	DT = 100 KG	1 000 DM	1 000 \$	GROUP DESCRIPTION	DT = 100 KG	1 000 DM	1 000 \$
846 CLOTHING ACCESSRS,FABRIC	2 827	6 937	3 958	553 PERFUMERY,COSMETICS,ETC.	4 355	6 126	3 471
848 CLOTHNG,NONTXTL;HEADGEAR	1 428	7 378	4 184	554 SOAP,CLEANERS,POLISH,ETC	49 345	18 029	10 271
851 FOOTWEAR	16 063	17 136	9 848	562 FERTILIZER,EXCEPT GRP272	13 737	1 063	623
871 OPTICAL INSTRUMENTS,NES	95	551	319	571 POLYMERS OF ETHYLENE	6 271	2 930	1 673
872 MEDICAL INSTRUMENTS NES	2 041	2 055	1 175	572 POLYMERS OF STYRENE	54 738	18 562	10 625
873 METERS,COUNTERS,NES	136	122	72	573 POLYMERS,VINYL CHLORIDE	63 580	16 090	9 251
874 MEASURE,CONTROL INSTRMNT	1 557	5 537	3 145	574 POLYACETAL,POLYCARBONATE	25 263	13 952	7 933
881 PHOTOGRAPH APPAR,ETC.NES	314	913	520	575 OTH.PLASTIC,PRIMARY FORM	88 699	50 898	28 888
882 PHOTO.CINEMATOGRPH.SUPPL	53	88	50	579 PLASTIC WASTE, SCRAP ETC	363	70	41
884 OPTICAL GOODS NES	39	165	96	581 PLASTIC TUBE,PIPE,HOSE	1 493	1 933	1 081
885 WATCHES AND CLOCKS	925	1 381	790	582 PLASTIC PLATE,SHEETS,ETC	12 225	17 777	10 066
891 ARMS AND AMMUNITION	4 094	6 234	2 996	583 MONOFILAMENT OF PLASTICS	366	510	286
892 PRINTED MATTER	49 499	15 514	8 863	591 INSECTICIDES, ETC.	4 598	10 931	6 332
893 ARTICLES,NES,OF PLASTICS	18 529	3 975	2 247	592 STARCHES,INULIN,ETC.	7 786	5 174	2 930
894 BABY CARRIAGE,TOYS,GAMES	14 656	10 930	6 237	593 EXPLOSIVES,PYROTECHNICS	5 033	1 771	980
895 OFFICE,STATIONERY SUPPLS	1 321	869	490	597 PREPRD ADDITIVES,LIQUIDS	26 061	9 091	5 176
896 WORKS OF ART,ANTIQUE ETC	770	6 209	3 429	598 MISC.CHEMICAL PRDTS.NES	95 778	50 053	28 516
897 GOLD,SILVERWARE,JEWEL NES	409	5 225	2 936	600 CPL IND PLANT CHAP 69-76	68	4 301	2 279
898 MUSICAL INSTRUMENTS,ETC.	2 413	4 337	2 461	611 LEATHER	9	79	46
899 MISC MANUFCTRD GOODS NES	22 576	7 015	4 000	612 MANUFACT. LEATHER ETC.NES	53	270	161
961 COIN NONGOLD NONCURRENT		111	60	613 FURSKINS,TANNED,DRESSED	78	1 046	599
971 GOLD,NONMONTRY EXCL ORES	299	4 622	2 735	621 MATERIALS OF RUBBER	1 714	4 198	2 381
EXPORTS	3 862 309	2 438 554	1 385 086	625 RUBBER TYRES,TUBES,ETC.	1 147	660	373
001 LIVE ANIMALS	1 849	2 141	1 219	629 ARTICLES OF RUBBER, NES	1 018	5 724	3 227
012 OTHER MEAT, MEAT OFFAL	27 349	1 113	644	633 CORK MANUFACTURES	45	99	54
017 MEAT,OFFL.PRPD,PRD,SVND,NES	889	1 048	593	634 VENEERS, PLYWOOD, ETC.	8 728	3 098	1 765
022 MILK AND CREAM	254	148	78	635 WOOD MANUFACTURES, NES	2 097	1 293	742
023 BUTTER,OTHER FAT OF MILK	16 100	2 906	1 631	641 PAPER AND PAPERBOARD	78 709	18 429	10 539
024 CHEESE AND CURD	3 299	2 031	1 152	642 PAPER,PAPERBOARD,CUT ETC	19 433	8 130	4 611
034 FISH,FRESH,CHILLED,FROZN	69 085	9 903	5 671	651 TEXTILE YARN	23 278	27 905	15 949
035 FISH,DRIED,SALTED,SMOKED	20	68	40	652 COTTON FABRICS, WOVEN	11 240	16 939	9 893
037 FISH ETC. PREPD, PRD,SVND, NES	6 151	3 647	2 100	653 FABRICS,MAN-MADE FIBRES	6 089	20 916	11 877
041 WHEAT, MESLIN, UNMILLED	165 741	3 978	2 266	654 OTH.TEXTILE FABRIC,WOVEN	1 567	5 982	3 462
043 BARLEY, UNMILLED	81 799	2 030	1 076	655 KNIT.CROCHET.FABRIC NES	1 750	5 258	2 995
045 OTHER CEREALS, UNMILLED	2 099	1 086	587	656 TULLE,LACE,EMBROIDRY,ETC	718	2 746	1 570
048 CEREAL PREPARATIONS	7 609	4 839	2 742	657 SPECIAL YARN,TXTL.FABRIC	4 794	11 498	6 544
054 VEGETABLES	7 417	732	419	658 TEXTILE ARTICLES NES	435	1 190	660
056 VEGETABLES,PRPD, PRD,SVND, NES	477	60	33	659 FLOOR COVERINGS, ETC.	185	163	89
057 FRUIT,NUTS EXCL.OIL NUTS	853	158	88	661 LIME,CEMENT,CONSTR.MATRL	15 356	2 080	1 168
058 FRUIT,PRESERVED,PREPARED	2 972	1 388	792	662 CLAY,REFRCT.CONSTR.MATRL	39 837	11 923	6 747
059 FRUIT, VEGETABLE JUICES	833	130	73	663 MINERAL MANUFACTURES, NES	13 614	17 998	10 133
061 SUGARS,MOLASSES,HONEY	5 366	556	319	664 GLASS	11 311	4 741	2 668
062 SUGAR CONFECTIONERY	1 359	747	422	665 GLASSWARE	739	1 205	681
071 COFFEE,COFFEE SUBSTITUTE	5 193	4 982	2 832	666 POTTERY	510	289	158
072 COCOA	1 251	835	475	667 PEARLS,PRECIOUS STONES	*	*	*
073 CHOCOLATE,OTH.COCOA PREP	4 589	3 980	2 249	671 PIG IRON,SPIEGELISN,ETC	16 064	6 651	3 714
074 TEA AND MATE	115	183	105	673 FLAT-ROLLED IRON ETC.	34 539	8 880	5 021
081 ANIMAL FEED STUFF	691 640	57 839	32 784	674 FLAT-ROLLED PLATED IRON	16 621	2 462	1 386
091 MARGARINE AND SHORTENING	113	68	38	675 FLAT-ROLLED, ALLOY STEEL	4 795	4 437	2 513
098 EDIBLE PRD.PREPRD,SVND, NES	4 520	3 044	1 732	676 IRON,STL.BAR,SHAPES ETC.	4 715	1 684	963
111 NON-ALCOHOL. BEVERAGE, NES	655	91	52	678 WIRE OF IRON OR STEEL	6 466	3 769	2 148
112 ALCOHOLIC BEVERAGES	284	85	47	679 TUBES,PIPES,ETC. IRON,STL	30 762	15 214	8 701
122 TOBACCO, MANUFACTURED	874	2 046	1 169	681 SILVER,PLATINUM,ETC.	96	10 924	6 059
211 HIDES,SKINS(EX.FURS),RAW	20 098	8 325	4 741	682 COPPER	10 227	10 435	5 967
222 OILSEED(SFT.FIX VEG.OIL)	770	200	108	683 NICKEL	169	1 029	589
232 SYNTHETIC RUBBER, ETC.	76 664	20 972	11 974	684 ALUMINIUM	4 361	3 992	2 299
247 WOOD ROUGH,ROUGH SQUARED	33 949	2 471	1 434	685 LEAD	84 356	9 666	5 506
248 WOOD, SIMPLY WORKED	1 568	379	215	686 ZINC	15 352	3 129	1 839
251 PULP AND WASTE PAPER	1 864	332	185	689 MISC.NON-FERR.BASE METAL	300	1 582	901
263 COTTON	5 129	1 121	651	691 METALLIC STRUCTURES NES	6 297	6 539	3 769
266 SYNTHETIC FIBRES	9 926	4 257	2 423	692 CONTAINERS, STORAGE, TRNSP	3 329	2 903	1 674
267 OTHER MAN-MADE FIBRES	4 927	2 880	1 626	693 WIRE PRODUCTS EXCL.ELECT	2 080	2 028	1 166
268 WOOL, OTHER ANIMAL HAIR	802	656	370	694 NAILS,SCREWS,NUTS,ETC.	1 694	2 008	1 137
273 STONE, SAND AND GRAVEL	6 423	200	111	695 TOOLS	2 314	26 660	15 108
274 SULPHUR,UNRSTD.IRON PYRS	134 038	3 600	2 043	696 CUTLERY	502	2 866	1 655
277 NATURAL ABRASIVES, NES	147	133	77	697 HOUSEHOLD EQUIPMENT, NES	489	300	166
278 OTHER CRUDE MINERALS	45 614	4 123	2 304	699 MANUFACTS.BASE METAL, NES	23 280	25 024	14 168
282 FERROUS WASTE AND SCRAP	87 679	841	478	700 CPL IND PLANT (84/85/87)	1 183	9 104	5 133
285 ALUMINIUM ORE,CONCTR,ETC	2 695	532	304	711 STEAM GENER. BOILERS,ETC.	2 940	7 610	4 213
286 URANIUM,THORIUM DRES,ETC	27	68	38	713 INTNRL COMBUS PSTN ENGIN	5 990	18 063	10 174
287 ORE,CONCENTR.BASE METALS	21 422	3 039	1 751	716 ROTATING ELECTRIC PLANT	2 477	11 441	6 544
288 NON-FERROUS WASTE, SCRAP	4 908	319	185	718 OTH.POWR.GENRTNG.MACHNRY	426	2 357	1 334
289 PREC.METAL DRES,CONCTRRTS	8	508	279	721 AGRIC.MACHINES,EX.TRACTR	8 650	17 994	10 125
291 CRUDE ANIMAL MATERIALS, NES	1 014	303	173	722 TRACTORS	435	782	453
292 CRUDE VEG.MATERIALS, NES	3 020	3 325	1 894	723 CIVIL ENGINEERING EQUIPT	13 778	33 760	19 169
334 PETROLEUM PRODUCTS	31 366	4 108	2 351	724 TEXTILE,LEATHER MACHINES	19 171	111 959	63 427
335 RESIDUAL PETROL.PRODUCTS	63 929	3 210	1 828	725 PAPER,PULP MILL MACHINES	4 651	31 837	17 941
411 ANIMAL OILS AND FATS	1 813	520	299	726 PRINTNG,BOOKBINDNG MACHS	4 966	31 191	18 044
421 FIXED VEG.FAT,OILS, SOFT	17 536	1 510	857	727 FOOD-PROCESS.MCH.NON DOM	1 629	8 585	4 876
422 FIXED VEG.FAT,OILS,OTHER	18 363	2 007	1 127	728 OTH.MACH.PTS,SPCL INDUST	33 217	153 036	86 890
431 ANIMAL,VEG.FATS,OILS, NES	8 987	2 210	1 250	731 METAL REMOVAL WORK TOOLS	9 071	65 146	36 643
511 HYDROCARBONS, NES, DERIVTS	36 171	7 592	4 302	733 MACH-TOOLS,METAL-WORKING	4 866	27 136	15 298
512 ALCOHOL,PHENOL,ETC.DERIV	116 714	28 153	16 072	735 PARTS, NES, FOR MACH-TOOLS	2 672	18 314	10 312
513 CARBOXYLIC ACIDS, DERIVTS	56 379	18 732	10 686	737 METALWORKING MACHNRY NES	2 951	22 765	13 069
514 NITROGEN-FUNCT.COMPOUNDS	32 332	22 815	13 010	741 HEATNG.COOLNG EQUIP,PART	*	*	*
515 ORGANO-INORGANIC COMPNDS	25 437	48 132	28 062	742 PUMPS FOR LIQUIDS,PARTS	5 139	28 174	15 965
516 OTHER ORGANIC CHEMICALS	39 331	9 393	5 305	743 PUMPS NES,CENTRIFUGS ETC	11 839	35 941	20 556
522 INORGANIC CHEM.ELEMENTS	391 880	34 102	19 677	744 MECHANICAL HANDLING EQUIP	18 066	41 202	23 367
523 METAL.SALTS,INORGAN.ACID	55 863	8 173	4 646	745 OTH.NONELEC MCH,TOOL, NES	12 497	84 622	47 896
524 OTHER CHEMICAL COMPOUNDS	4 814	2 118	1 185	746 BALL OR ROLLER BEARINGS	4 512	16 095	9 200
525 RADIO-ACTIVE MATERIALS	6	208	117	747 TAPS,COCKS,VALVES,ETC.	5 514	32 863	18 593
531 SYNTH.COLOURS,LAKES,ETC.	6 936	23 362	13 351	748 TRANSMISSIONS SHAFTS ETC	3 173	12 060	6 924
532 DYEING,TANNING MATERIALS	2 919	965	559	749 NON-ELECT MACH.PARTS,ETC	3 654	17 126	9 874
533 PIGMENTS, PAINTS, ETC.	41 496	33 782	19 199	751 OFFICE MACHINES	475	5 908	3 346
541 MEDICINES,ETC.EXC.GRP542	936	8 001	4 503	752 AUTOMATC.DATA PROC.EQUIP	1 611	45 481	25 533
542 MEDICAMENTS	722	12 006	6 804	759 PARTS, FOR OFFICE MACHINS	337	9 049	5 133
551 ESSNTL. OIL, PERFUME, FLAVR	443	3 501	1 992	761 TELEVISION RECEIVERS ETC	825	4 096	2 345
				762 RADIO-BROADCAST RECEIVER	658	2 644	1 504
				763 SOUND RECORDER,PHONOGRPH	223	3 250	1 850



7 IMPORTS AND EXPORTS (SPECIAL TRADE) BY COUNTRIES OF PRODUCTION AND CONSUMPTION AND BY GROUPS OF THE SITC-REV. III 1988

GROUP DESCRIPTION	DT = 100 KG	1 000 DM	1 000 \$	GROUP DESCRIPTION	DT = 100 KG	1 000 DM	1 000 \$
764 TELECOMM.EQUIP.PARTS NES	693	10 379	5 887	282 FERROUS WASTE AND SCRAP	106 248	10 275	5 697
771 ELECT POWER MACHNY.PARTS	1 339	6 589	3 738	285 ALUMINIUM ORE,CONCTR.ETC	7 403	591	336
772 ELEC. SWITCH, RELAY, CIRCUIT	3 050	25 268	14 346	287 ORE,CONCENTR. BASE METALS	155	139	83
773 ELECTR DISTRIB. EQPT NES	19 749	9 624	5 609	288 NON-FERROUS WASTE, SCRAP	124 418	22 663	12 934
774 ELECTRO-MEDCL, XRAY EQUIP	1 047	36 792	20 972	289 PREC. METAL ORES, CONCENTRS	108	8 638	4 896
775 DDM.ELEC.NON-ELEC.EQUIPT	1 187	3 931	2 202	291 CRUDE ANIMAL MATERLS.NES	56 803	68 118	38 791
776 TRANSISTORS, VALVES, ETC.	1 158	7 709	4 368	292 CRUDE VEG.MATERIALS, NES	90 409	19 921	11 375
778 ELECTRIC.MACH.APPART.NES	33 217	43 016	24 262	325 COKE, SEMI-COKE, RET.CARBON	58 067	1 204	662
781 PASS.MOTOR VEHCLS.EX.BUS	8 095	14 004	7 974	334 PETROLEUM PRODUCTS	2 938 199	71 660	40 819
782 GOODS,SPCL TRANSPORT VEH	5 472	10 405	5 863	335 RESIDUAL PETROL.PRODUCTS	806 710	22 565	12 745
783 ROAD MOTOR VEHICLES NES	166	246	141	342 LIQUEFIED PROPANE,BUTANE	113 656	2 383	1 378
784 PARTS,TRACTORS,MOTOR VEH	6 317	11 126	6 322	411 ANIMAL OILS AND FATS	123 285	7 677	4 338
785 CYCLES,MOTORCYCLES ETC.	939	1 862	1 068	421 FIXED VEG.FAT,OILS, SOFT	42 243	4 345	2 396
786 TRAILERS,SEMI-TRAILR,ETC	11 330	7 466	4 285	431 ANIMAL,VEG.FATS,OILS,NES	4 424	279	158
791 RAILWAY VEHICLES.EQUIPNT	1 069	1 640	931	511 HYDROCARBONS,NES,DERIVTS	296 641	14 411	8 234
793 SHIP,BDAT,FLOAT.STRUCTRS	40	162	88	512 ALCOHOL,PHENOL,ETC.DERIV	18 127	2 528	1 424
811 PREFABRICATED BUILDINGS	60	55	30	513 CARBOXYLIC ACIDS,DERIVTS	12 848	2 886	1 642
812 PLUMBNG,SANITRY,EQPT.ETC	1 591	1 992	1 121	514 NITROGEN-FUNCT.COMPOUNDS	18 768	9 326	5 352
813 LIGHTNG FIXTURES.ETC.NES	112	381	540	515 ORGANO-INORGANIC COMPNDS	12 971	17 178	9 572
821 FURNITURE,CUSHIONS,ETC.	2 869	3 298	1 855	516 OTHER ORGANIC CHEMICALS	2 557	716	401
831 TRUNK,SUIT-CASES,BAG,ETC	308	940	528	522 INORGANIC CHEM.ELEMENTS	41 081	4 825	2 730
841 MENS,BOYS CLOTHNG,X-KNIT	483	1 941	1 126	523 METAL.SALTS,INORGAN.ACID	152 843	5 862	3 339
842 WOMEN,GIRL CLOTHNG,XKNIT	638	2 565	1 463	524 OTHER CHEMICAL COMPOUNDS	43	163	98
843 MENS,BOYS CLOTHING,KNIT	48	261	148	533 PIGMENTS, PAINTS, ETC.	6 225	1 223	688
844 WOMEN,GIRLS CLOTHING,KNIT	162	820	461	541 MEDICINES,ETC.EXC.GRP542	186	4 148	2 355
845 OTHR.TEXTILE APPAREL,NES	225	2 023	1 127	542 MEDICAMENTS	198	658	375
846 CLOTHING ACCESSRS,FABRIC	256	1 454	823	551 ESSNTL. OIL,PERFUME,FLAVR	623	1 081	612
848 CLOTHNG,NONTXTL;HEADGEAR	264	1 130	640	553 PERFUMERY,COSMETICS,ETC.	1 008	448	256
851 FOOTWEAR	392	1 167	662	554 SOAP,CLEANERS,POLISH,ETC	5 329	959	547
871 OPTICAL INSTRUMENTS,NES	55	2 799	1 570	562 FERTILIZER,EXCEPT GRP272	1 585 249	38 323	22 280
872 MEDICAL INSTRUMENTS NES	1 603	14 269	8 123	571 POLYMERS OF ETHYLENE	154 021	22 689	12 941
873 METERS,COUNTERS,NES	252	2 979	1 688	572 POLYMERS OF STYRENE	1 212	113	65
874 MEASURE,CONTROL INSTRMNT	5 483	113 324	64 048	573 POLYMERS,VINYL CHLORIDE	90 080	13 943	7 956
881 PHOTOGRAPH APPAR.ETC.NES	497	9 130	5 141	574 POLYACETAL,POLYCARBONATE	2 730	904	521
882 PHOTO.CINEMATOGRPH.SUPPL	4 239	10 099	5 736	575 OTH.PLASTIC,PRIMARY FORM	12 007	1 797	1 039
883 CINE.FILM EXPOSD.DEVELOP	9	102	54	579 PLASTIC WASTE, SCRAP ETC	11 743	641	364
884 OPTICAL GOODS NES	113	3 240	1 847	581 PLASTIC TUBE,PIPE,HOSE	68	80	43
885 WATCHES AND CLOCKS	103	1 130	638	582 PLASTIC PLATE,SHEETS,ETC	15 881	5 101	2 895
891 ARMS AND AMMUNITION	57	286	158	591 INSECTICIDES, ETC.	2 172	1 096	643
892 PRINTED MATTER	9 007	12 671	7 184	592 STARCHES,INULIN,ETC.	267	108	60
893 ARTICLES,NES,OF PLASTICS	8 853	11 606	6 569	597 PREPRD ADDITIVES,LIQUIDS	1 626	367	205
894 BABY CARRIAGE, TOYS,GAMES	3 182	5 611	3 147	598 MISC.CHEMICAL PRDCTS.NES	15 247	1 570	905
895 OFFICE,STATIONERY SUPPLS	1 399	3 645	2 051	611 LEATHER	4 086	3 200	1 849
896 WORKS OF ART,ANTIQUE ETC	21	4 910	2 700	612 MANUFACT. LEATHER ETC.NES	54	206	116
897 GOLD,SILVERWARE, JEWEL NES	2	4 298	2 419	613 FURSKINS,TANNED,DRESSED	4 253	6 890	3 977
898 MUSICAL INSTRUMENTS,ETC.	2 455	12 390	7 015	621 MATERIALS OF RUBBER	4 586	1 178	666
899 MISC MANUFCTRD GOODS NES	1 319	6 135	3 485	625 RUBBER TYRES,TUBES,ETC.	50 453	16 276	9 225
971 GOLD,NONMONTRY EXCL DRES		2 779	1 593	629 ARTICLES OF RUBBER, NES	9 476	3 663	2 072
				634 VENEERS, PLYWOOD, ETC.	19 028	1 282	729
				635 WOOD MANUFACTURES, NES	666 813	32 009	18 244
				641 PAPER AND PAPERBOARD	104 744	8 346	4 731
				642 PAPER,PAPERBOARD,CUT ETC	2 980	397	224
				651 TEXTILE YARN	13 880	8 199	4 664
				652 COTTON FABRICS, WOVEN	4 181	4 984	2 838
				653 FABRICS,MAN-MADE FIBRES	19 246	11 404	6 529
				654 OTH.TEXTILE FABRIC,WOVEN	282	300	171
				655 KNIT,CROCHET,FABRIC NES	1 059	641	360
				656 TULLE,LACE,EMBROIDRY.ETC	335	212	123
				657 TEXTILE YARN,TXTL.FABRIC	18 497	5 229	3 010
				658 SPECIAL ARTICLES NES	14 777	15 276	8 742
				659 FLOOR COVERINGS, ETC.	10 245	11 089	6 325
				661 LIME,CEMENT,CONSTR.MATRL	767 167	6 671	3 723
				662 CLAY,REFRCT.CONSTR.MATRL	52 723	4 535	2 608
				663 MINERAL MANUFACTURES,NES	10 196	2 060	1 170
				664 GLASS	108 204	8 605	4 887
				665 GLASSWARE	253 869	14 774	8 441
				666 POTTERY	5 084	5 303	2 991
				672 INGOTS.ETC. IRON OR STEEL	275 853	15 098	8 629
				673 FLAT-ROLLED IRON ETC.	521 983	37 381	21 294
				675 FLAT-ROLLED, ALLOY STEEL	1 439	336	188
				676 IRON,STL.BAR,SHAPES ETC.	596 458	31 387	17 824
				677 RAILWAY TRACK IRON,STEEL	924	103	59
				678 WIRE OF IRON DR STEEL	48 488	3 130	1 762
				679 TUBES,PIPES,ETC. IRON,STL	329 132	24 117	13 740
				681 SILVER,PLATINUM,ETC.	20	1 051	593
				682 COPPER	70 156	22 322	12 712
				683 NICKEL	3 938	6 871	3 845
				684 ALUMINIUM	105 030	39 206	22 357
				689 MISC.NON-FERR. BASE METAL	546	975	559
				691 METALLIC STRUCTURES NES	43 216	10 726	6 066
				692 CONTAINERS,STORAGE,TRNSP	16 395	6 074	3 424
				693 WIRE PRODUCTS EXCL.ELECT	517	76	40
				694 NAILS,SCREWS,NUTS,ETC.	39 787	3 961	2 245
				695 TOOLS	4 426	6 229	3 538
				696 CUTLERY	25	81	42
				697 HOUSEHOLD EQUIPMENT,NES	16 961	6 312	3 585
				699 MANUFACTS. BASE METAL, NES	223 754	39 566	22 477
				711 STEAM GENER. BOILERS,ETC.	1 095	161	92
				712 STEAM TURBINES	3	141	81
				713 INTRNL COMBUS PSTN ENGIN	1 391	1 866	1 071
				716 ROTATING ELECTRIC PLANT	37 056	31 593	17 832
				718 OTH. POWR. GENRTNG. MACHNRY	908	2 112	1 204
				721 AGRIC. MACHINES, EX. TRACTR	41 458	29 737	16 933
				723 CIVIL ENGINEERING EQUIPT	62 183	19 277	10 958
				724 TEXTILE, LEATHER MACHINES	7 107	6 350	3 607
				725 PAPER,PULP MILL MACHINES	1 134	1 596	921
				726 PRINTNG,BOOKBINDNG MACHS	6 559	4 169	2 350
				727 FOOD-PROCESS. MCH.NON DOM	373	506	285
				728 OTH. MACH,PTS,SPCL INDUST	34 338	13 095	7 502
HUNGARY							
IMPORTS							
001 LIVE ANIMALS	58 558	17 508	9 731	652 COTTON FABRICS, WOVEN	4 181	4 984	2 838
011 BOVINE MEAT	685	790	449	653 FABRICS,MAN-MADE FIBRES	19 246	11 404	6 529
012 OTHER MEAT, MEAT OFFAL	230 858	106 062	59 781	654 OTH.TEXTILE FABRIC,WOVEN	282	300	171
017 MEAT,OFFL.PRPD,PRSD,NES	96 720	53 232	30 339	655 KNIT,CROCHET,FABRIC NES	1 059	641	360
022 MILK AND CREAM	100	68	36	656 TULLE,LACE,EMBROIDRY.ETC	335	212	123
024 CHEESE AND CURD	1 475	882	505	657 TEXTILE YARN,TXTL.FABRIC	18 497	5 229	3 010
025 EGGS,BIRDS,YOLKS,ALBUMIN	81	58	33	658 SPECIAL ARTICLES NES	14 777	15 276	8 742
034 FISH,FRESH,CHILLED,FROZN	5 946	2 820	1 640	659 FLOOR COVERINGS, ETC.	10 245	11 089	6 325
044 MAIZE UNMILLED	76 038	18 060	10 604	661 LIME,CEMENT,CONSTR.MATRL	767 167	6 671	3 723
045 OTHER CEREALS, UNMILLED	48 525	2 305	1 283	662 CLAY,REFRCT.CONSTR.MATRL	52 723	4 535	2 608
048 CEREAL PREPARATIONS	10 728	463	258	663 MINERAL MANUFACTURES,NES	10 196	2 060	1 170
054 VEGETABLES	1 084 056	59 957	33 537	664 GLASS	108 204	8 605	4 887
056 VEGETABLES,PRPD,PRSD,NES	269 874	31 406	18 016	665 GLASSWARE	253 869	14 774	8 441
057 FRUIT,NUTS EXCL.OIL NUTS	116 103	13 689	7 543	666 POTTERY	5 084	5 303	2 991
058 FRUIT,PRESERVED,PREPARED	126 854	23 537	13 437	672 INGOTS.ETC. IRON OR STEEL	275 853	15 098	8 629
059 FRUIT,VEGETABLE JUICES	70 939	9 715	5 535	673 FLAT-ROLLED IRON ETC.	521 983	37 381	21 294
061 SUGARS,MOLASSES,HONEY	54 159	9 819	5 607	675 FLAT-ROLLED, ALLOY STEEL	1 439	336	188
062 SUGAR CONFECTIONERY	6 036	1 092	627	676 IRON,STL.BAR,SHAPES ETC.	596 458	31 387	17 824
071 COFFEE,COFFEE SUBSTITUTE	3 165	305	171	677 RAILWAY TRACK IRON,STEEL	924	103	59
072 COCOA	2 429	1 503	833	678 WIRE OF IRON DR STEEL	48 488	3 130	1 762
073 CHOCOLATE,OTH.COCOA PREP	3 705	952	544	679 TUBES,PIPES,ETC. IRON,STL	329 132	24 117	13 740
074 TEA AND MATE	238	197	113	681 SILVER,PLATINUM,ETC.	20	1 051	593
075 SPICES	41 030	11 562	6 590	682 COPPER	70 156	22 322	12 712
081 ANIMAL FEED STUFF	430 507	11 823	6 731	683 NICKEL	3 938	6 871	3 845
098 EDIBLE PROD.PREPRTNS,NES	4 369	777	441	684 ALUMINIUM	105 030	39 206	22 357
111 NON-ALCOHOL. BEVERAGE,NES	1 901	87	49	689 MISC.NON-FERR. BASE METAL	546	975	559
112 ALCOHOLIC BEVERAGES	153 168	17 609	10 059	691 METALLIC STRUCTURES NES	43 216	10 726	6 066
121 TOBACCO, UNMANUFACTURED	2 622	1 310	735	692 CONTAINERS,STORAGE,TRNSP	16 395	6 074	3 424
211 HIDES,SKINS(EX.FURS),RAW	6 509	316	187	693 WIRE PRODUCTS EXCL.ELECT	517	76	40
212 FURSKINS, RAW	17	253	141	694 NAILS,SCREWS,NUTS,ETC.	39 787	3 961	2 245
222 OILSEED(SFT.FIX VEG.OIL)	317 943	20 657	11 702	695 TOOLS	4 426	6 229	3 538
223 OILSEED(OTH.FIX.VEG.OIL)	32 751	4 917	2 849	696 CUTLERY	25	81	42
232 SYNTHETIC RUBBER, ETC.	51 266	6 461	3 698	697 HOUSEHOLD EQUIPMENT,NES	16 961	6 312	3 585
245 FUEL WOOD, WOOD CHARCOAL	6 641	384	221	699 MANUFACTS. BASE METAL, NES	223 754	39 566	22 477
246 WOOD IN CHIPS, PARTICLES	15 445	356	197	711 STEAM GENER. BOILERS,ETC.	1 095	161	92
247 WOOD ROUGH,ROUGH SQUARED	2 311	76	43	712 STEAM TURBINES	3	141	81
248 WOOD, SIMPLY WORKED	65 164	4 363	2 469	713 INTRNL COMBUS PSTN ENGIN	1 391	1 866	1 071
263 COTTON	17 487	1 148	657	716 ROTATING ELECTRIC PLANT	37 056	31 593	17 832
266 SYNTHETIC FIBRES	1 860	458	264	718 OTH. POWR. GENRTNG. MACHNRY	908	2 112	1 204
267 OTHER MAN-MADE FIBRES	39 007	5 953	3 393	721 AGRIC. MACHINES, EX. TRACTR	41 458	29 737	16 933
268 WOOL, OTHER ANIMAL HAIR	6 581	4 670	2 585	723 CIVIL ENGINEERING EQUIPT	62 183	19 277	10 958
269 WORN CLOTHING,TEXTL.ARTL	5 887	400	230	724 TEXTILE, LEATHER MACHINES	7 107	6 350	3 607
273 STONE, SAND AND GRAVEL	5 830	246	141	725 PAPER,PULP MILL MACHINES	1 134	1 596	

7 IMPORTS AND EXPORTS (SPECIAL TRADE) BY COUNTRIES OF PRODUCTION AND CONSUMPTION AND BY GROUPS OF THE SITC-REV. III 1988

GROUP DESCRIPTION	DT = 100 KG	1 000 DM	1 000 \$	GROUP DESCRIPTION	DT = 100 KG	1 000 DM	1 000 \$
731 METAL REMOVAL WORK TOOLS	5 703	9 843	5 689	222 OILSEED(SFT.FIX VEG.OIL)	1 545	181	102
733 MACH-TOOLS,METAL-WORKING	4 885	2 833	1 614	223 OILSEED(OTH.FIX.VEG.OIL)	1 573	522	311
735 PARTS,NES,FOR MACH-TOOLS	2 694	2 321	1 338	231 NATURAL RUBBER, ETC.	1 227	269	156
737 METALWORKING MACHNRY NES	2 307	1 815	1 040	232 SYNTHETIC RUBBER, ETC.	36 558	10 537	6 029
741 HEATNG,COOLNG EQUP,PART	5 553	4 520	2 567	247 WOOD ROUGH,ROUGH SQUARED	104 690	2 946	1 675
742 PUMPS FOR LIQUIDS,PARTS	3 355	3 381	1 919	248 WOOD, SIMPLY WORKED	72 629	3 814	2 166
743 PUMPS NES,CENTRIFUGS ETC	4 528	2 328	1 317	251 PULP AND WASTE PAPER	151 789	2 747	1 528
744 MECHANICAL HANDLING EQUP	59 478	12 269	6 964	263 COTTON	3 272	720	389
745 OTH.NONELEC MCH,TOOL,NES	2 362	2 073	1 202	266 SYNTHETIC FBRES	59 060	17 587	10 073
746 BALL OR ROLLER BEARINGS	14 336	14 349	8 207	267 OTHER MAN-MADE FBRES	8 205	4 313	2 446
747 TAPS,COCKS,VALVES,ETC.	6 430	12 708	7 217	268 WOOL, OTHER ANIMAL HAIR	2 269	3 445	1 599
748 TRANSMISSIONS SHAFTS ETC	9 652	6 575	3 687	269 WORN CLOTHING,TEXTL.ARTL	6 911	1 254	714
749 NON-ELECT MACH.PARTS,ETC	3 049	4 927	2 810	273 STONE, SAND AND GRAVEL	36 870	668	380
751 OFFICE MACHINES	5	54	30	274 SULPHUR,UNRSTD.IRON PYRS	755	76	42
752 AUTOMATC.DATA PROC.EQUIP	45	290	169	277 NATURAL ABRASIVES, NES	39	52	31
759 PARTS,FOR OFFICE MACHINS	3 283	3 792	2 160	278 OTHER CRUDE MINERALS	77 282	2 983	1 691
761 TELEVISION RECEIVERS ETC	15 729	20 373	11 542	285 ALUMINIUM ORE,CONCTR.ETC	7 384	410	239
763 SOUND RECORDER,PHONOGRPH	153	319	186	287 ORE,CONCENTR.BASE METALS	20 696	1 214	681
764 TELECOMM.EQUIP.PARTS NES	8 764	11 193	6 305	288 NON-FERROUS WASTE,SCRAP	8 842	3 200	1 826
771 ELECT POWER MACHNRY,PARTS	3 781	3 653	2 082	291 CRUDE ANIMAL MATERLS,NES	1 544	904	519
772 ELEC.SWITCH.RELAY.CIRCUIT	2 958	9 918	5 631	292 CRUDE VEG.MATERIALS, NES	5 519	10 612	5 916
773 ELECTR DISTRIBT.EQPT NES	4 336	7 651	4 337	321 COAL,NOT AGGLOMERATED	119 994	2 523	1 424
774 ELECTRO-MEDCL,XRAY EQUP	254	953	545	322 BRQUETTES,LIGNITE,PEAT	802	86	46
775 OSM.ELEC,NON-ELEC.EQUIPT	36 412	21 852	12 377	325 COKE,SEMI-COKE,RET.CARBN	4 781	170	101
776 TRANSISTORS,VALVES,ETC.	91	1 389	789	334 PETROLEUM PRODUCTS	5 492	1 128	634
778 ELECTRIC.MACH.APPART.NES	15 734	26 693	15 272	335 RESIDUAL PETROL.PRODUCTS	6 783	560	320
781 PASS.MOTOR VEHCLS.EX.BUS	458	474	265	411 ANIMAL OILS AND FATS	7 805	618	346
782 GOODS,SPCL TRANSPRT VEH	377	205	116	421 FIXED VEG.FAT,OILS, SOFT	1 638	178	101
783 ROAD MOTOR VEHICLES NES	586	1 052	614	422 FIXED VEG.FAT,OILS,OTHER	2 549	482	269
784 PARTS,TRACTORS,MOTOR VEH	21 777	11 402	6 468	431 ANIMAL,VEG.FATS,OILS,NES	15 124	3 468	1 972
785 CYCLES,MOTORCYCLES ETC.	100	87	49	411 HYDROCARBONS,NES,DERIVTS	38 008	7 105	4 082
786 TRAILERS,SEMI-TRAILR,ETC	35 865	8 131	4 635	512 ALCOHOL,PHENOL,ETC.DERIV	103 149	20 586	11 792
781 RAILWAY VEHICLES.EQUIPNT	1 604	967	553	513 CARBOXYLIC ACIDS,DERIVTS	66 064	24 568	14 108
792 AIRCRAFT,ASSOCTD.EQUIPNT	323	375	206	514 NITROGEN-FUNCT.COMPOUNDS	64 580	40 075	23 116
793 SHIP,BOAT,FLOAT,STRUCTRS	57	63	36	515 ORGANO-INORGANIC COMPNDS	40 112	35 830	20 925
811 PREFABRICATED BUILDINGS	27 064	3 164	1 778	516 OTHER ORGANIC CHEMICALS	57 359	21 953	12 621
812 PLUMBNG,SANITRY,EQPT.ETC	17 114	2 605	1 487	522 INORGANIC CHEM.ELEMENTS	398 876	23 438	13 378
813 LIGHTNG FIXTURES ETC.NES	24 119	8 858	5 070	523 METAL.SALTS,INDRGAN.ACID	349 670	25 704	14 598
821 FURNITURE,CUSHIONS,ETC.	195 589	69 698	39 716	524 OTHER CHEMICAL COMPOUNDS	11 727	4 407	2 529
831 TRUNK,SUIT-CASES,BAG,ETC	19 367	14 438	8 213	525 RADIO-ACTIVE MATERIALS		284	163
841 MENS,BOYS CLOTHING,X-KNIT	9 983	46 488	26 417	531 SYNTH.COLOURS,LAKES,ETC.	12 424	24 358	13 894
842 WOMEN,GRIL CLOTHING,XKNIT	27 069	186 108	105 484	532 DYEING,TANNING MATERIALS	3 145	992	570
843 MENS,BOYS CLOTHING,KNIT	1 182	3 228	1 838	533 PIGMENTS, PAINTS, ETC.	68 166	49 243	24 636
844 WOMEN,GIRLS CLOTHNG,KNIT	7 576	35 540	20 185	541 MEDICINES,ETC.EXC.GRP542	1 758	13 493	7 824
845 OTHR.TEXTILE APPAREL,NES	9 076	62 463	35 639	542 MEDICAMENTS	1 517	17 194	9 761
846 CLOTHING ACCESSRS,FABRIC	4 774	13 212	7 524	551 ESSNTL.OIL,PERFUME,FLAVR	1 412	5 111	2 919
848 CLOTHNG,NONXTL,HEADGEAR	836	12 491	7 045	553 PERFUMERY, COSMETICS, ETC.	6 764	6 076	3 422
851 FOOTWEAR	19 718	99 382	56 514	554 SOAP,CLEANERS,POLISH,ETC	115 494	24 046	13 711
872 MEDICAL INSTRUMENTS NES	2 027	6 623	3 763	562 FERTILIZER,EXCEPT GRP272	39 970	3 246	1 862
873 METERS,COUNTERS,NES	258	1 182	670	571 POLYMERS OF ETHYLENE	15 013	4 030	2 293
874 MEASURE,CONTRDL INSTRMNT	1 399	7 868	4 507	572 POLYMERS OF STYRENE	34 337	10 711	6 093
881 PHOTOGRAPH APPAR.ETC.NES	19	98	56	573 POLYMERS,VINYL CHLORIDE	35 025	11 645	6 601
882 PHOTO.CINEMATODGRPH.SUPPL	15	53	30	574 POLYACETAL,POLYCARBONATE	19 785	12 326	7 074
884 OPTICAL GOODS NES	36	1 343	765	575 OTH.PLASTIC,PRIMARY FORM	119 798	57 516	32 858
885 WATCHES AND CLOCKS	798	1 426	811	579 PLASTIC WASTE, SCRAP ETC	404	99	55
891 ARMS AND AMMUNITION	3 365	1 480	844	581 PLASTIC TUBE,PIPE,HOSE	6 263	13 596	7 703
892 PRINTED MATTER	25 601	8 761	4 984	582 PLASTIC PLATE,SHEETS,ETC	19 169	22 295	12 680
893 ARTICLES,NES,OF PLASTICS	24 671	5 856	3 328	583 MONOFILAMENT OF PLASTICS	409	878	514
894 BABY CARRIAGE,TOYS,GAMES	19 448	10 942	6 229	591 INSECTICIDES, ETC.	4 316	7 317	4 255
895 OFFICE,STATIONERY SUPPLS	527	396	219	592 STARCHES,INULIN,ETC.	11 932	7 472	4 265
896 WORKS OF ART,ANTIQU ETC	1 161	2 470	1 413	597 PREPRD ADDITIVES,LIQUIDS	20 305	6 976	4 004
897 GOLD,SILVERWARE,JEWEL NES	8	1 662	939	598 MISC.CHEMICAL PRDTS,NES	150 950	51 664	29 467
898 MUSICAL INSTRUMENTS,ETC.	801	1 566	898	600 CPL IND PLANT CHAP 69-76	375	616	352
899 MISC MANUFCTRD GOODS NES	31 132	10 140	5 773	611 LEATHER	11 234	55 159	31 376
961 COIN NONGOLD NONCURRENT	4	318	182	612 MANUFACT.LEATHER ETC.NES	21	366	211
971 GOLD,NONMNTRY EXCL DRES		236	132	613 FURSKINS,TANNED,DRESSED	199	1 875	1 088
EXPORTS	4 710 358	2 759 311	1 572 017	621 MATERIALS OF RUBBER	3 917	4 847	2 758
001 LIVE ANIMALS	342	394	220	625 RUBBER TYRES,TUBES,ETC.	22 779	3 783	2 133
011 BOVINE MEAT	46 075	7 169	4 025	629 ARTICLES OF RUBBER, NES	3 087	8 892	5 053
017 MEAT,OFFL,PRPD,PRSD,NES	149	160	88	633 CORK MANUFACTURES	1 176	1 176	674
022 MILK AND CREAM	6 556	859	510	634 VENEERS, PLYWOOD, ETC.	5 341	1 309	739
024 CHEESE AND CURD	126	53	32	635 WOOD MANUFACTURES, NES	3 838	610	346
036 CRUSTACEANS,MOLLUSCS ETC	26	55	30	641 PAPER AND PAPERBOARD	215 824	56 873	32 390
037 FISH ETC.PRPD,PRSD,NES	2 114	888	499	642 PAPER,PAPERBOARD,CUT ETC	32 599	12 751	7 233
043 BARLEY, UNMILLED	75 413	815	489	651 TEXTILE YARN	63 038	62 812	35 990
044 MAIZE UNMILLED	1 275	789	472	652 COTTON FABRICS, WOVEN	12 158	30 204	17 237
045 OTHER CEREALS, UNMILLED	694	236	127	653 FABRICS,MAN-MADE FBRES	20 663	80 843	46 081
048 CEREAL PREPARATIONS	2 822	213	122	654 OTH.TEXTILE FABRIC,WOVEN	6 971	33 472	19 167
054 VEGETABLES	7 343	769	447	655 KNIT.CROCHET.FABRIC NES	8 532	22 705	12 952
056 VEGTABLES,PRPD,PRSD,NES	1 312	209	120	656 TULLE,LACE,EMBROIDRY,ETC	2 485	9 753	5 547
057 FRUIT,NUTS EXCL.OIL NUTS	3 276	561	302	657 SPECIAL YARN,TXTL.FABRIC	16 434	39 989	19 416
058 FRUIT,PRESERVED,PREPARED	334	118	68	658 TEXTILE ARTICLES NES	1 927	3 117	1 775
059 FRUIT, VEGETABLE JUICES	876	193	112	659 FLOOR COVERINGS, ETC.	194	467	257
061 SUGARS,MOLASSES,HONEY	763	168	95	661 LIME,CEMENT,CONSTR.MATRL	1 077	57	32
062 SUGAR CONFECTIONERY	122	87	48	662 CLAY,REFRCT.CONSTR.MATRL	56 529	12 590	7 183
071 COFFEE,COFFEE SUBSTITUTE	67	110	58	663 MINERAL MANUFACTURES,NES	28 931	21 552	12 234
072 COCOA	1 653	496	278	664 GLASS	47 215	10 095	5 767
073 CHOCOLATE,OTH.COCOA PREP	2 114	1 633	927	665 GLASSWARE	12 836	2 303	1 283
075 SPICES	195	95	51	666 POTTERY	531	392	217
081 ANIMAL FEED STUFF	425 176	51 699	29 059	667 PEARLS,PRECIOUS STONES			
098 EDIBLE PRDD.PREPRTNS,NES	2 889	1 713	978	671 PIG IRON,SPIEGELEISN,ETC	15 917	2 733	1 527
111 NON-ALCOHOL.BEVERAGE,NES	1 343	1 174	99	673 FLAT-ROLLED IRON ETC.	41 281	5 895	3 374
112 ALCOHOLIC BEVERAGES	8 975	1 526	866	674 FLAT-ROLLED PLATED IRON	137 039	18 455	10 573
121 TOBACCO, UNMANUFACTURED	399	415	234	675 FLAT-ROLLED, ALLOY STEEL	57 785	24 686	14 065
122 TOBACCO, MANUFACTURED	922	2 269	1 276	676 IRON,STL,BAR,SHAPES ETC.	37 025	9 463	5 391
211 HIDES,SKINS(EX.FURS),RAW	34 185	11 936	6 728	677 RAILWAY TRACK IRON,STEEL	1 194	276	158
212 FURSKINS, RAW	19	192	110	678 WIRE OF IRON OR STEEL	43 005	7 610	4 361
				679 TUBES,PIPES,ETC.IRON,STL	81 239	26 823	15 233
				681 SILVER,PLATZNUM,ETC.	91	9 907	5 650



7 IMPORTS AND EXPORTS (SPECIAL TRADE) BY COUNTRIES OF PRODUCTION AND CONSUMPTION AND BY GROUPS OF THE SITC-REV. III 1988

GROUP DESCRIPTION	DT = 100 KG	1 000 DM	1 000 \$	GROUP DESCRIPTION	DT = 100 KG	1 000 DM	1 000 \$
682 COPPER	19 842	17 597	10 050	ROMANIA			
683 NICKEL	379	2 414	1 376				
684 ALUMINIUM	5 973	4 669	2 670	IMPORTS	8 698 608	1 388 793	789 558
685 LEAD	9 136	1 511	858	011 BOVINE MEAT	3 598	2 521	1 451
686 ZINC	1 910	536	309	012 OTHER MEAT, MEAT OFFAL	42 998	22 498	12 878
687 TIN	173	304	173	017 MEAT, OFFL. PRPD, PRSVD, NES	49 153	13 958	7 984
689 MISC. NON-FERR. BASE METAL	400	1 530	872	024 CHEESE AND CURD	1 880	630	359
691 METALLIC STRUCTURES NES	5 345	5 361	3 063	034 FISH, FRESH, CHILLED, FROZEN	605	622	363
692 CONTAINERS, STORAGE, TRNSP	4 357	2 740	1 566	037 FISH ETC. PREPD, PRSVD, NES	23	174	100
693 WIRE PRODUCTS EXCL. ELECT	1 550	2 049	1 160	044 MAIZE UNMILLED	25 478	4 501	2 633
694 NAILS, SCREWS, NUTS, ETC.	8 232	6 429	3 639	046 MEAL, FLOUR OF WHEAT, MSLN	758	124	73
695 TOOLS	5 051	28 227	16 005	054 VEGETABLES	110 074	8 138	4 647
696 CUTLERY	370	1 778	1 000	056 VEGETABLES, PRPD, PRSVD, NES	5 957	2 792	1 591
697 HOUSEHOLD EQUIPMENT, NES	811	1 513	857	058 FRUIT, NUTS EXCL. OIL NUTS	45 167	6 441	3 514
699 MANUFACTS. BASE METAL, NES	28 415	26 616	15 116	059 FRUIT, PRESERVED, PREPARED	2 043	342	197
700 CPL IND PLANT (84/85/87)	2 948	9 742	5 767	059 FRUIT, VEGETABLE JUICES	10 726	2 026	1 206
711 STEAM GENER. BOILERS, ETC.	239	709	394	061 SUGARS, MOLASSES, HONEY	15 161	3 710	2 120
712 STEAM TURBINES	31	781	434	067 SPICES	4 694	416	228
713 INTRNL COMBUS PSTN ENGIN	4 540	15 251	8 677	081 ANIMAL FEED STUFF	220	217	128
716 ROTATING ELECTRIC PLANT	5 407	19 104	10 893	088 EDIBLE PROD. PREPRTNS, NES	4 229	652	376
718 OTH. POWR. GENRTNG. MACHNRY	700	2 766	1 577	112 ALCOHOLIC BEVERAGES	95 351	10 295	5 887
721 AGRIC. MACHINES, EX. TRACTR	25 631	35 726	20 138	121 TOBACCO, UNMANUFACTURED	229	116	57
722 TRACTORS	427	921	511	122 OILSEED(SFT. FIX. VEG. OIL)	651	52	30
723 CIVIL ENGINEERING EQUIPT	13 825	31 738	17 974	222 OILSEED(OTH. FIX. VEG. OIL)	1 710	433	247
724 TEXTILE, LEATHER MACHINES	15 700	60 716	34 595	232 SYNTHETIC RUBBER, ETC.	21 521	3 022	1 767
725 PAPER, PULP MILL MACHINES	1 662	6 281	3 554	245 FUEL WOOD, WOOD CHARCOAL	7 668	464	269
726 PRINTNG, BOOKBINDNG MACHS	6 845	17 839	10 191	248 WOOD, SIMPLY WORKED	269 628	15 040	8 575
727 FOOD-PROCESS. MCH. NON DOM	4 127	13 474	7 672	263 COTTON	344	54	32
728 OTH. MACH. PTS, SPCL INDUST	23 240	78 805	45 073	266 SYNTHETIC FIBRES	55 391	13 138	7 588
731 METAL REMOVAL WORK TOOLS	5 548	23 064	12 931	281 OTHER MAN-MADE FIBRES	54 520	9 449	5 364
733 MACH-TOOLS, METAL-WORKING	3 461	7 260	4 128	281 CRUDE ANIMAL MATERLS, NES	8 957	4 220	2 403
735 PARTS, NES, FOR MACH-TOOLS	1 345	11 233	6 426	282 CRUDE VEG. MATERIALS, NES	13 150	3 840	2 180
737 METALWORKING MACHNRY NES	2 474	12 299	6 905	334 PETROLEUM PRODUCTS	1 580 199	44 482	25 389
741 HEATNG, COOLNG EQUIP, PART				421 FIXED VEG. FAT, OILS, SOFT	18 273	1 891	1 013
742 PUMPS FOR LIQUIDS, PARTS	8 498	34 428	19 542	431 ANIMAL, VEG. FATS, OILS, NES	1 533	74	42
743 PUMPS NES, CENTRIFUGS ETC	10 229	27 306	15 632	451 HYDROCARBONS, NES, DERIVTS	1 045	156	90
744 MECHANICAL HANDLING EQUIP	10 068	22 587	12 844	512 ALCOHOL, PHENOL, ETC. DERIV	86 913	4 272	2 501
745 OTH. NON-ELEC MCH. TOOL, NES	10 093	63 649	36 157	510 CARBOXYLIC ACIDS, DERIVTS	53 717	8 847	5 022
746 BALL OR ROLLER BEARINGS	6 045	18 158	10 400	514 NITROGEN-FUNCT. COMPOUNDS	1 397	221	121
747 TAPS, COCKS, VALVES, ETC.	4 165	21 857	12 428	515 ORGANO-INORGANIC COMPNDS	19 756	3 540	2 043
748 TRANSMISSIONS SHAFTS ETC	11 516	20 556	11 687	516 OTHER ORGANIC CHEMICALS	5 779	459	252
749 NON-ELECT MACH. PARTS, ETC	4 470	15 213	8 613	522 INORGANIC CHEM. ELEMENTS	4 210	550	308
751 OFFICE MACHINES	1 514	12 242	6 896	523 METAL. SALTS, INORGAN. ACID	45 083	2 157	1 219
752 AUTOMATC. DATA PROC. EQUIP	1 922	32 224	18 439	524 OTHER CHEMICAL COMPOUNDS	9 876	1 588	903
759 PARTS, FOR OFFICE MACHINS	1 038	15 582	8 846	541 MEDICINES, ETC. EXC. GRP542	1 540	2 836	1 599
761 TELEVISION RECEIVERS ETC	1 903	10 711	5 969	542 MEDICAMENTS	44	386	216
762 RADIO-BROADCAST RECEIVER	304	1 578	902	554 SOAP, CLEANERS, POLISH, ETC	1	68	39
763 SOUND RECORDER, PHONOGRPH	431	4 788	2 693	562 FERTILIZER, EXCEPT GRP272	1 047 313	19 804	11 310
764 TELECOMM. EQUIP. PARTS NES	8 526	35 460	20 254	572 POLYMERS OF STYRENE	6 800	1 414	801
771 ELECT POWER MACHNY PARTS	1 456	7 336	4 160	573 POLYMERS, VINYL CHLORIDE	20 254	3 136	1 805
772 ELEC. SWITCH. RELAY. CIRCUIT	6 571	69 537	39 595	575 OTH. PLASTIC, PRIMARY FORM	8 197	2 449	1 380
773 ELECTR. DISTRIB. EQPT NES	13 340	17 797	10 025	578 MISC. CHEMICAL PRODTS, NES	20 447	2 661	1 506
774 ELECTRO-MEDCL. XRAY EQUIP	736	24 464	14 205	612 MANUFACT. LEATHER ETC. NES	421	1 707	979
775 DOM. ELEC. NON-ELEC. EQUIPT	3 104	6 499	3 688	621 MATERIALS OF RUBBER	10 353	1 958	1 113
776 TRANSISTORS, VALVES, ETC.	3 104	31 920	18 237	625 RUBBER TYRES, TUBES, ETC.	25 932	7 000	3 997
778 ELECTRIC. MACH. APPART. NES	21 753	58 819	33 395	629 ARTICLES OF RUBBER, NES	5 361	1 603	911
781 PASS. MOTOR VEHCLS. EX. BUS	23 793	40 018	22 642	634 VENEERS, PLYWOOD, ETC.	121 345	7 728	4 402
782 GOODS, SPCL TRANSPORT VEH	3 159	8 399	4 804	635 WOOD MANUFACTURES, NES	77 386	13 336	7 588
783 ROAD MOTOR VEHICLES NES	1 579	2 583	1 429	641 PAPER AND PAPERBOARD	193 223	22 237	12 641
784 PARTS, TRACTORS, MOTOR VEH	26 126	48 675	27 888	642 PAPER, PAPERBOARD, CUT ETC	215	58	32
785 CYCLES, MOTORCYCLES ETC.	248	820	463	651 TEXTILE YARN	7 584	3 574	2 045
786 TRAILERS, SEMI-TRAILR, ETC	7 647	6 445	3 651	652 COTTON FABRICS, WOVEN	1 924	1 793	1 023
781 RAILWAY VEHICLES EQUIPNT	1 432	3 181	1 778	653 FABRICS, MAN-MADE FIBRES	1 177	1 217	690
792 AIRCRAFT, ASSOCTD. EQUIPNT	6	82	46	654 OTH. TEXTILE FABRIC, WOVEN	86	175	94
793 SHIP, BOAT, FLOAT. STRUCTS	20	79	47	657 SPECIAL YARN, TXTL. FABRIC	69	137	75
800 CPL IND PLANT CHAP 90/94	28	703	408	658 TEXTILE ARTICLES NES	5 675	6 562	3 734
812 PLUMBNG, SANITRY, EQPT. ETC	390	604	340	659 FLOOR COVERINGS, ETC.	172	812	471
813 LIGHTNG FIXTURES ETC. NES	395	1 480	822	661 LIME, CEMENT, CONSTR. MATRL	669 767	8 572	4 808
821 FURNITURE, CUSHIONS, ETC.	4 391	3 268	1 839	662 CLAY, REFRCT. CONSTR. MATRL	3 837	241	133
831 TRUNK, SUIT-CASES, BAG, ETC	502	665	368	664 GLASS	148 284	11 568	6 617
841 MENS, BOYS CLOTHING, X-KNIT	522	1 651	932	665 GLASSWARE	37 473	29 724	16 902
842 WOMEN, GIRL CLOTHING, XKNIT	791	4 825	2 741	666 POTTERY	46 017	13 418	7 585
843 MENS, BOYS CLOTHING, KNIT	134	543	310	671 PIG IRON, SPIEGELEISN, ETC	19 370	941	536
844 WOMEN, GIRLS CLOTHNG. KNIT	2 649	12 736	7 260	673 FLAT-ROLLED IRON ETC.	747 028	48 786	28 519
845 OTHR. TEXTILE APPAREL, NES	3 914	34 394	19 616	676 IRON, STL. BAR, SHAPES ETC.	743 620	38 339	21 889
846 CLOTHING ACCESSRS, FABRIC	4 102	12 527	7 152	678 WIRE OF IRON OR STEEL	23 109	1 569	883
848 CLOTHNG, NONTXTL.; HEADGEAR	571	2 797	1 590	679 TUBES, PIPES, ETC. IRON, STL	183 631	12 346	6 961
851 FOOTWEAR	7 633	16 315	9 268	682 COPPER	103	52	30
871 OPTICAL INSTRUMENTS, NES	40	1 785	1 020	684 ALUMINIUM	197 207	67 936	37 926
872 MEDICAL INSTRUMENTS NES	1 078	17 993	10 254	689 MISC. NON-FERR. BASE METAL	70	375	209
873 METERS, COUNTERS, NES	2 818	6 888	3 893	691 METALLIC STRUCTURES NES	464	149	82
874 MEASURE, CONTROL INSTRMNT	3 361	53 334	30 245	692 CONTAINERS, STORAGE, TRNSP	1 664	254	144
881 PHOTOGRAPH APPAR. ETC. NES	290	4 069	2 305	693 WIRE PRODUCTS EXCL. ELECT	5 461	999	561
882 PHOTO. CINEMATOGRPH. SUPPL	5 921	15 230	8 636	694 NAILS, SCREWS, NUTS, ETC.	39 203	4 908	2 765
883 CINE. FILM EXPOSD. DEVELPD	3	68	37	695 TOOLS	3 101	1 792	1 025
884 OPTICAL GOODS NES	30	1 825	1 041	697 HOUSEHOLD EQUIPMENT, NES	11 908	3 951	2 272
885 WATCHES AND CLOCKS	402	3 377	1 900	699 MANUFACTS. BASE METAL, NES	144 321	15 848	9 019
891 ARMS AND AMMUNITION	43	292	167	713 INTRNL COMBUS PSTN ENGIN	54	571	319
892 PRINTED MATTER	7 970	12 989	7 402	714 ENGINES, MOTORS NON-ELECT	27	500	303
893 ARTICLES, NES, OF PLASTICS	13 110	18 716	10 639	722 TRACTORS	110	63	37
894 BABY CARRIAGE, TOYS, GAMES	2 504	4 978	2 830	731 CIVIL ENGINEERING EQUIPT	13 372	2 948	1 616
895 OFFICE, STATIONERY SUPPLS	3 160	14 024	7 931	724 TEXTILE, LEATHER MACHINES	199	126	73
896 WORKS OF ART, ANTIQUE ETC	27	11 077	6 592	728 OTH. MACH. PTS, SPCL INDUST	3 138	719	389
897 GOLD, SILVERWARE, JEHL NES	13	1 758	1 003	731 METAL REMOVAL WORK TOOLS	5 220	2 406	1 390
898 MUSICAL INSTRUMENTS, ETC.	5 037	14 878	8 453	733 MACH-TOOLS, METAL-WORKING	2 617	1 104	658
899 MISC MANUFTRD GOODS NES	1 150	10 964	6 255	735 PARTS, NES, FOR MACH-TOOLS	2 020	785	453
941 COMPL. IND PLANT CHAPT 99	154	280	167	737 METALWORKING MACHNRY NES	31	59	35
971 GOLD, NONMONTRY EXCL. DRES	40	1 237	693	741 HEATNG, COOLNG EQUIP, PART	1 451	694	385

7 IMPORTS AND EXPORTS (SPECIAL TRADE) BY COUNTRIES OF PRODUCTION AND CONSUMPTION AND BY GROUPS OF THE SITC-REV. III 1988

GROUP DESCRIPTION	DT = 100 KG	1 000 DM	1 000 \$	GROUP DESCRIPTION	DT = 100 KG	1 000 DM	1 000 \$
743 PUMPS NES,CENTRIFUGS ETC	897	374	216	641 PAPER AND PAPERBOARD	3 878	1 655	949
744 MECHANICAL HANDLING EQUIP	2 056	415	236	642 PAPER,PAPERBOARD,CUT ETC	18 723	4 870	2 766
746 BALL OR ROLLER BEARINGS	10 162	11 774	6 655	651 TEXTILE YARN	1 326	5 144	2 923
747 TAPS,COCKS,VALVES,ETC.	741	195	103	652 COTTON FABRICS, WOVEN	10 234	33 012	18 882
748 TRANSMISSIONS SHAFTS ETC	2 916	4 526	2 584	653 FABRICS,MAN-MADE FIBRES	23 792	74 531	42 366
752 AUTOMATC.DATA PROC.EQUIP	95	775	448	654 OTH.TEXTILE FABRIC,WOVEN	9 596	30 421	17 252
759 PARTS,FOR OFFICE MACHINS	1	100	53	655 KNIT.CROCHET,FABRIC NES	2 151	6 416	3 645
761 TELEVISION RECEIVERS ETC	15 450	11 827	6 725	656 TULLE,LACE,EMBROIDRY.ETC	2 448	3 833	2 177
764 TELECOMM.EQUIP.PARTS NES	565	332	189	657 SPECIAL YARN,TXTL.FABRIC	7 596	20 845	11 798
772 ELEC.SWITCH.RELAY.CIRCUIT	51	279	157	658 TEXTILE ARTICLES NES	199	792	447
773 ELECTR.DISTRIBT.EQPT NES	12 805	2 941	1 685	662 CLAY,REFRCT.CDNSTR.MATRL	28 435	2 958	1 737
775 DOM.ELEC.NON-ELEC.EQUIPT	4 029	1 243	712	663 MINERAL MANUFACTURES,NES	2 487	2 356	1 344
778 ELECTRIC.MACH.APPART.NES	3 092	2 595	1 452	664 GLASS	12 268	2 064	1 207
781 PASS.MOTOR VEHCLS.EX.BUS	358	280	163	665 GLASSWARE	304	448	248
784 PARTS,TRACTORS,MOTOR VEH	4 793	849	478	671 PIG IRON, SPIEGELEISN,ETC	47 129	7 381	4 181
786 TRAILERS,SEMI-TRAILR,ETC	25 908	5 169	2 957	672 INGOTS ETC.IRON OR STEEL	220	101	57
813 LIGHTNG FIXTURES ETC.NES	14 539	3 510	1 988	673 FLAT-ROLLED IRON ETC.	18 725	4 272	2 423
821 FURNITURE,CUSHIONS,ETC.	1 128 500	310 531	177 298	674 FLAT-ROLLED PLATED IRDN	3 560	885	520
831 TRUNK,SUIT-CASES,BAG,ETC	1 177	2 252	1 275	675 FLAT-ROLLED, ALLOY STEEL	32 899	8 548	4 916
841 MENS,BOYS CLOTHNG,X-KNIT	31 253	130 181	73 677	676 IRON,STL.BAR,SHAPES ETC.	4 579	1 449	837
842 WOMEN,GIRL CLOTHNG,KKNIT	33 339	162 621	91 727	678 WIRE OF IRON OR STEEL	3 223	2 564	1 435
843 MENS,BOYS CLOTHING,KNIT	5 964	9 692	5 492	679 TUBES,PIPES,ETC.IRON,STL	3 521	2 587	1 471
844 WOMEN,GIRLS CLOTHING,KNIT	3 873	13 772	7 738	682 COPPER	1 972	2 708	1 542
845 OTHR.TEXTILE APPAREL,NES	15 401	29 541	16 650	683 NICKEL	373	1 141	661
846 CLOTHING ACCESSRS,FABRIC	6 282	12 442	7 178	684 ALUMINIUM	337	374	203
848 CLOTHNG,NONTXTL;HEADGEAR	448	2 480	1 404	686 ZINC	1 210	223	130
851 FOOTWEAR	26 942	65 903	37 262	689 MISC.NON-FERR.BASE METAL	325	974	548
872 MEDICAL INSTRUMENTS NES	40	98	57	692 CONTAINERS,STORAGE,TRNSP	547	204	114
874 MEASURE,CONTROL INSTRMNT	363	711	414	693 WIRE PRODUCTS EXCL.ELECT	563	1 015	572
882 PHOTO.CINEMATOGRPH.SUPPL	289	1 070	606	694 NAILS,SCREWS,NUTS,ETC.	253	368	208
884 OPTICAL GOODS NES	79	1 625	922	695 TOOLS	377	2 609	1 461
885 WATCHES AND CLOCKS	737	316	177	697 HOUSEHOLD EQUIPMENT,NES	89	335	178
893 ARTICLES,NES,OF PLASTICS	13 997	2 503	1 464	699 MANUFACTS.BASE METAL,NES	7 298	8 049	4 600
894 BABY CARRIAGE,TOYS,GAMES	12 717	5 343	3 029	713 INTRNL COMBUS PSTN ENGIN	362	3 086	1 735
895 OFFICE,STATIONERY SUPPLS	485	62	36	714 ENGINES,MOTORS NON-ELECT	21	2 572	1 468
896 WORKS OF ART,ANTIQUE ETC	4	766	442	716 ROTATING ELECTRIC PLANT	61	253	145
898 MUSICAL INSTRUMENTS,ETC	142	213	118	721 AGRIC.MACHINES,EX.TRACTR	34	217	123
899 MISC MANUFCTRD GOODS NES	26 679	12 556	7 151	723 CIVIL ENGINEERING EQUIPT	198	254	151
EXPORTS	1 010 432	572 316	327 214	724 TEXTILE,LEATHER MACHINES	467	3 315	1 885
022 MILK AND CREAM	189 632	30 589	18 115	725 PAPER,PULP MILL MACHINES	147	473	282
044 MAIZE UNMILLED	137	159	94	726 PRINTNG,BOOKBINDNG MACHS	8	55	30
061 SUGARS,MOLASSES,HONEY	1 534	222	119	728 OTH.MACH,PTS,SPCL INDUST	904	6 716	3 741
072 COCOA	10 201	2 648	1 522	733 MACH-TOOLS,METAL-WORKING	236	1 355	735
073 CHOCOLATE,OTH.COCOA PREP	68	83	48	735 PARTS,NES,FOR MACH-TOOLS	100	407	227
098 EDIBLE PROD.PREPRNS,NES	1 106	845	480	737 METALWORKING MACHNRY NES	252	949	521
111 NON-ALCOHOL.BEVERAGE,NES	728	109	64	741 HEATNG,COOLNG EQUIP,PART	-	-	-
112 ALCOHOLIC BEVERAGES	845	131	73	742 PUMPS FOR LIQUIDS,PARTS	67	531	305
122 TOBACCO, MANUFACTURED	29	100	56	743 PUMPS NES,CENTRIFUGS ETC	143	1 151	651
211 HIDES,SKINS(EX.FURS),RAW	26 537	5 144	3 006	744 MECHANICAL HANDLING EQUIP	196	216	122
231 NATURAL RUBBER, ETC.	353	235	133	745 OTH.NONELEC MCH,TOOL,NES	115	670	386
232 SYNTHETIC RUBBER, ETC.	22 040	8 714	4 920	746 BALL OR ROLLER BEARINGS	438	1 267	730
247 WOOD ROUGH,ROUGH SQUARED	23 708	1 671	936	747 TAPS,COCKS,VALVES,ETC.	354	1 759	1 020
274 SULPHUR,UNRSTD.IRON PYRS	9 300	596	331	748 TRANSMISSIONS SHAFTS ETC	929	1 853	1 084
278 OTHER CRUDE MINERALS	8 829	1 157	652	749 NON-ELECT MACH.PARTS,ETC	76	303	172
285 ALUMINIUM ORE,CONCR.ETC	75 687	10 271	5 941	751 OFFICE MACHINES	6	66	37
287 ORE,CONCENTR.BASE METALS	1 940	181	108	752 AUTOMATC.DATA PROC.EQUIP	6	134	77
291 CRUDE ANIMAL MATERLS,NES	1	103	59	759 PARTS,FOR OFFICE MACHINS	106	991	580
292 CRUDE VEG.MATERIALS, NES	663	608	341	761 TELEVISION RECEIVERS ETC	113	417	231
325 COKE,SEMI-COKE,RET.CARBN	24 780	755	404	762 RADIO-BROADCAST RECEIVER	119	501	284
334 PETROLEUM PRODUCTS	9 479	2 737	1 554	763 SOUND RECORDER,PHONOGRPH	129	1 629	926
335 RESIDUAL PETROL.PRODUCTS	1 285	228	131	764 TELECOMM.EQUIP.PARTS NES	29	587	325
411 ANIMAL OILS AND FATS	2 885	252	139	771 ELECT POWER MACHNRY PARTS	9	202	117
431 ANIMAL,VEG.FATS,OILS,NES	2 782	599	341	772 ELEC.SWITCH.RELAY.CIRCUIT	95	1 881	1 073
511 HYDROCARBONS,NES,DERIVTS	1 315	408	239	773 ELECTR.DISTRIBT.EQPT NES	5 251	3 505	2 045
512 ALCOHOL,PHENOL,ETC.DERIV	44 543	10 765	6 179	774 ELECTRO-MEDCL.XRAY EQUIP	87	1 641	934
513 CARBOXYLIC ACIDS,DERIVTS	20 997	4 714	2 706	775 DOM.ELEC.NON-ELEC.EQUIPT	63	261	147
514 NITROGEN-FUNCT.COMPOUNDS	4 395	3 016	1 732	776 TRANSISTORS,VALVES,ETC.	61	1 529	856
515 ORGANO-INDORGANIC CPNDS	7 182	8 900	5 133	778 ELECTRIC.MACH.APPART.NES	2 070	3 341	1 888
516 OTHER ORGANIC CHEMICALS	2 436	1 664	956	781 PASS.MOTOR VEHCLS.EX.BUS	969	1 314	741
522 INORGANIC CHEM.ELEMENTS	35 574	7 407	4 251	782 GOODS,SPCL TRANSPORT VEH	73	162	94
523 METAL.SALTS,INORGAN.ACID	1 063	611	349	784 PARTS,TRACTORS,MOTOR VEH	342	1 001	574
524 OTHER CHEMICAL COMPOUNDS	6 391	1 498	854	785 CYCLES,MOTORCYCLES ETC.	22	124	69
531 SYNTH.COLOURS,LAKES,ETC.	4 454	19 002	10 881	786 TRAILERS,SEMI-TRAILR,ETC	147	87	49
533 PIGMENTS, PAINTS, ETC.	18 429	10 051	5 722	791 RAILWAY VEHICLES.EQUIPNT	245	252	146
541 MEDICINES,ETC.EXC.GRP542	599	3 495	1 993	813 LIGHTNG FIXTURES ETC.NES	317	446	250
542 MEDICAMENTS	621	3 370	1 879	821 FURNITURE,CUSHIONS,ETC.	8 668	4 241	2 407
551 ESSNTL.OIL,PERFUME,FLAVR	56	249	145	841 MENS,BOYS CLOTHNG,X-KNIT	104	408	234
553 PERFUMERY,COSMETICS,ETC.	533	463	267	842 WOMEN,GIRL CLOTHNG,KKNIT	122	753	417
554 SOAP,CLEANERS,POLISH,ETC	3 592	1 726	998	844 WOMEN,GIRLS CLOTHNG,KNIT	5	60	33
572 POLYMERS OF STYRENE	874	281	158	845 OTHR.TEXTILE APPAREL,NES	112	369	211
573 POLYMERS,VINYL CHLORIDE	1 014	324	187	846 CLOTHING ACCESSRS,FABRIC	837	5 467	3 104
574 POLYACETAL,POLYCARBONATE	4 387	2 225	1 282	848 CLOTHNG,NONTXTL;HEADGEAR	475	2 692	1 533
575 OTH.PLASTIC,PRIMARY FORM	16 147	11 000	6 308	851 FOOTWEAR	2 853	4 567	2 624
581 PLASTIC TUBE,PIPE,HOSE	143	195	110	871 OPTICAL INSTRUMENTS,NES	13	308	167
582 PLASTIC PLATE,SHEETS,ETC	3 345	4 277	2 409	872 MEDICAL INSTRUMENTS NES	89	1 104	636
591 INSECTICIDES, ETC.	7 424	4 143	2 358	874 MEASURE,CONTROL INSTRMNT	1 813	18 915	11 212
592 STARCHES,INULIN,ETC.	3 468	1 366	779	882 PHOTO.CINEMATOGRPH.SUPPL	98	325	187
597 PREPRD ADDITIVES,LIQUIDS	16 568	6 553	3 773	884 OPTICAL GOODS NES	28	172	101
598 MISC.CHEMICAL PRODTS,NES	85 501	25 253	14 402	885 WATCHES AND CLOCKS	27	115	62
611 LEATHER	5 328	14 061	7 992	892 PRINTED MATTER	862	2 824	1 645
612 MANUFACT.LEATHER ETC.NES	235	1 612	939	893 ARTICLES,NES,OF PLASTICS	6 084	3 867	2 187
613 FURSKINS,TANNED,DRESSED	149	747	407	894 BABY CARRIAGE,TOYS,GAMES	95	176	99
621 MATERIALS OF RUBBER	516	387	220	895 OFFICE,STATIONERY SUPPLS	19	103	58
625 RUBBER TYRES,TUBES,ETC.	448	170	95	897 GOLD,SILVERWARE,JEWEL NES	7	108	63
629 ARTICLES OF RUBBER, NES	126	781	439	898 MUSICAL INSTRUMENTS,ETC.	401	1 552	877
634 VENEERS, PLYWOOD, ETC.	2 042	974	546	899 MISC MANUFCTRD GOODS NES	2 238	11 814	6 710
635 WOOD MANUFACTURES, NES	730	96	55				

## 7 IMPORTS AND EXPORTS (SPECIAL TRADE) BY COUNTRIES OF PRODUCTION AND CONSUMPTION AND BY GROUPS OF THE SITC-REV. III 1988

GROUP DESCRIPTION	DT = 100 KG	1 000 DM	1 000 \$	GROUP DESCRIPTION	DT = 100 KG	1 000 DM	1 000 \$
BULGARIA				735 PARTS, NES, FOR MACH-TOOLS	183	431	244
IMPORTS	2 604 062	321 745	182 803	737 METALWORKING MACHNRY NES	1 564	1 781	1 035
012 OTHER MEAT, MEAT OFFAL	1 375	661	373	742 PUMPS FOR LIQUIDS, PARTS	52	102	58
024 CHEESE AND CURD	16 817	11 973	6 789	743 PUMPS NES, CENTRIFUGS ETC	43	88	49
034 FISH, FRESH, CHILLED, FROZEN	1 634	752	438	744 MECHANICAL HANDLING EQUIP	10 770	3 142	1 767
044 MAIZE UNMILLED	258	103	59	746 BALL OR ROLLER BEARINGS	218	388	225
045 OTHER CEREALS, UNMILLED	1 874	72	40	747 TAPS, COCKS, VALVES, ETC.	408	186	103
054 VEGETABLES	57 806	3 573	2 015	748 TRANSMISSIONS SHAFTS ETC	218	329	179
056 VEGETABLES, PRPD, PRSVD, NES	71 664	5 602	3 195	751 OFFICE MACHINES	2 169	3 078	1 772
057 FRUIT, NUTS EXCL. OIL NUTS	40 590	4 547	2 532	752 AUTOMAT. DATA PROC. EQUIP	6	108	63
058 FRUIT, PRESERVED, PREPARED	10 115	1 169	673	759 PARTS, FOR OFFICE MACHINS	86	146	87
059 FRUIT, VEGETABLE JUICES	22 014	3 144	1 781	763 SOUND RECORDER, PHONOGRPH	7	75	39
061 SUGARS, MOLASSES, HONEY	22 005	3 263	1 889	764 TELECOMM. EQUIP. PARTS NES	336	236	132
075 SPICES	15 595	1 279	724	771 ELECT. PWR MACHNRY. PARTS	33	288	161
081 ANIMAL FEED STUFF	9 436	8 362	4 748	772 ELEC. SWITCH. RELAY. CIRCUIT	42	816	454
112 ALCOHOLIC BEVERAGES	52 415	4 931	2 791	774 ELECTRO-MEDCL. XRAY EQUIP	17	178	100
121 TOBACCO, UNMANUFACTURED	11 131	6 682	3 800	775 DOM. ELEC. NON-ELEC. EQUIPT	790	840	475
222 OILSEED (SFT. FIX. VEG. OIL)	112 865	5 363	3 056	778 ELECTRIC. MACH. APPART. NES	1 503	1 722	979
223 OILSEED (OTH. FIX. VEG. OIL)	1 198	64	36	782 GOODS, SPCL. TRANSPORT VEH	298	432	250
232 SYNTHETIC RUBBER, ETC.	8 046	1 421	794	784 PARTS, TRACTORS, MOTOR VEH	1 092	574	324
248 WOOD, SIMPLY WORKED	3 203	110	65	813 LIGHTING FIXTURES ETC. NES	1 274	186	108
251 PULP AND WASTE PAPER	611	61	34	821 FURNITURE, CUSHIONS, ETC.	32 541	8 116	4 623
263 COTTON	2 823	296	167	831 TRUNK, SUIT-CASES, BAG, ETC	2 944	1 490	844
266 SYNTHETIC FIBRES	991	229	137	841 MENS, BOYS CLOTHING, X-KNIT	6 452	16 228	9 216
267 OTHER MAN-MADE FIBRES	5 704	749	432	842 WOMEN, GIRL CLOTHING, XKNIT	4 232	22 182	12 673
268 WOOL, OTHER ANIMAL HAIR	1 433	851	483	843 MENS, BOYS CLOTHING, KNIT	2 091	2 884	1 654
273 STONE, SAND AND GRAVEL	6 420	104	62	844 WOMEN, GIRLS CLOTHING, KNIT	1 269	4 240	2 390
278 OTHER CRUDE MINERALS	11 856	377	212	845 OTHR. TEXTILE APPAREL, NES	5 207	9 682	5 522
282 FERROUS WASTE AND SCRAP	7 618	775	459	848 CLOTHING, NONTEXTL; HEADGEAR	94	584	327
288 NON-FERROUS WASTE, SCRAP	44 914	13 628	7 811	851 FOOTWEAR	298	587	344
289 PREC. METAL ORES, CONCTRIS	128	867	481	872 MEDICAL INSTRUMENTS NES	3	96	57
291 CRUDE ANIMAL MATERIALS, NES	7 320	667	368	873 METERS, COUNTERS, NES	497	459	266
292 CRUDE VEG. MATERIALS, NES	25 567	7 784	4 442	874 MEASURE, CONTROL INSTRMNT	30	399	227
334 PETROLEUM PRODUCTS	828 522	21 415	11 808	891 ARMS AND AMMUNITION	7	192	110
335 RESIDUAL PETROL. PRODUCTS	111 605	4 831	2 774	892 PRINTED MATTER	295	202	110
411 ANIMAL OILS AND FATS	12 026	786	437	894 BABY CARRIAGE, TOYS, GAMES	10 002	4 627	2 615
421 FIXED VEG. FAT, OILS, SOFT	706	62	33	896 WDRKS OF ART, ANTIQUE ETC	66	704	404
431 ANIMAL, VEG. FATS, OILS, NES	5 161	266	149	898 MUSICAL INSTRUMENTS, ETC.	406	738	417
512 ALCOHOL, PHENOL, ETC. DERIV	10 174	3 502	1 995	899 MISC MANUFACTRD GOODS NES	1 586	268	155
513 CARBOXYLIC ACIDS, DERIVTS	9 224	1 969	1 130	961 COIN NONGOLD NONCURRENT	8	712	413
514 NITROGEN-FUNCT. COMPOUNDS	101	133	74	971 GOLD, NONMONTRY EXCL ORES	20	1 310	740
515 ORGANO-INORGANIC COMPOUNDS	15 455	3 289	1 909	EXPORTS	3 098 106	1 565 029	891 318
516 OTHER ORGANIC CHEMICALS	4 625	1 785	968	001 LIVE ANIMALS	146	656	381
522 INORGANIC CHEM. ELEMENTS	770	167	95	011 BOVINE MEAT	76 310	12 176	6 902
523 METAL. SALTS, INORGAN. ACID	3 195	522	305	017 MEAT, OFFL. PRPD, PRSVD, NES	115	154	90
524 OTHER CHEMICAL COMPOUNDS	780	920	520	022 MILK AND CREAM	413 448	66 250	37 729
541 MEDICINES, ETC. EXC. GRP542	2 961	6 176	3 529	023 BUTTER, OTHER FAT OF MILK	350	127	72
542 MEDICAMENTS	32	93	54	043 BARLEY, UNMILLED	210 000	4 566	2 601
551 ESSNTL. OIL, PERFUME, FLAVR	149	476	270	054 VEGETABLES	837	247	146
553 PERFUMERY, COSMETICS, ETC.	24	162	88	058 FRUIT, PRESERVED, PREPARED	180	79	43
554 SOAP, CLEANERS, POLISH, ETC	2 350	436	247	061 SUGARS, MOLASSES, HONEY	2 205	325	187
562 FERTILIZER, EXCEPT GRP272	312 121	4 808	2 806	071 COFFEE, COFFEE SUBSTITUTE	1 226	1 742	993
571 POLYMERS OF ETHYLENE	5 380	369	210	073 CHOCOLATE, OTH. COCOA PREP	2 493	1 574	903
575 OTH. PLASTIC, PRIMARY FORM	2 001	405	226	074 TEA AND MATE	32	55	32
582 PLASTIC PLATE, SHEETS, ETC	3 932	1 259	727	075 SPICES	95	91	49
583 MONOFILAMENT OF PLASTICS	78	109	61	081 ANIMAL FEED STUFF	235 693	20 340	11 532
591 INSECTICIDES, ETC.	5 993	1 137	651	098 EDIBLE PROD. PREPRTRNS, NES	3 071	2 744	1 547
592 STARCHES, INULIN, ETC.	1 444	840	454	112 ALCOHOLIC BEVERAGES	2 046	365	199
598 MISC. CHEMICAL PRDCTS, NES	1 753	217	128	121 TOBACCO, UNMANUFACTURED	58 249	900	515
611 LEATHER	1 043	726	420	122 TOBACCO, MANUFACTURED	571	950	535
625 RUBBER TYRES, TUBES, ETC.	2 359	688	380	211 HIDES, SKINS (EX. FURS), RAW	25 233	12 275	7 069
629 ARTICLES OF RUBBER, NES	1 307	366	209	232 SYNTHETIC RUBBER, ETC.	33 097	8 402	4 794
634 VENEERS, PLYWOOD, ETC.	1 324	59	34	248 WOOD, SIMPLY WORKED	33	61	36
635 WOOD MANUFACTURES, NES	1 534	239	135	266 SYNTHETIC FIBRES	442	172	99
641 PAPER AND PAPERBOARD	8 643	1 107	635	267 OTHER MAN-MADE FIBRES	6 178	3 162	1 834
651 TEXTILE YARN	6 576	3 429	1 880	268 WOOL, OTHER ANIMAL HAIR	102	182	109
652 COTTON FABRICS, WOVEN	748	655	376	277 NATURAL ABRASIVES, NES	136	374	213
653 FABRICS, MAN-MADE FIBRES	948	1 380	781	278 OTHER CRUDE MINERALS	45 518	1 729	1 000
654 OTH. TEXTILE FABRIC, WOVEN	75	506	289	285 ALUMINIUM ORE, CONCTR. ETC	2 059	218	123
656 TULLE, LACE, EMBROIDRY, ETC	1	54	32	292 CRUDE VEG. MATERIALS, NES	6 468	766	423
657 SPECIAL YARN, TXTL. FABRIC	668	90	48	334 PETROLEUM PRODUCTS	2 496	622	354
658 TEXTILE ARTICLES NES	5 324	3 439	1 952	335 RESIDUAL PETROL. PRODUCTS	12 766	1 224	713
659 FLOOR COVERINGS, ETC.	1 470	3 353	1 901	411 ANIMAL OILS AND FATS	217	82	47
661 LIME, CEMENT, CONSTR. MATRL	115 410	1 490	825	422 FIXED VEG. FAT, OILS, OTHER	2 802	273	157
662 CLAY, REFRCT. CONSTR. MATRL	25 207	1 061	597	431 ANIMAL, VEG. FATS, OILS, NES	18 817	3 214	1 835
665 GLASSWARE	1 653	455	262	511 HYDROCARBONS, NES, DERIVTS	10 957	1 345	775
666 POTTERY	403	119	68	512 ALCOHOL, PHENOL, ETC. DERIV	24 368	5 999	3 419
667 PEARLS, PRECIOUS STONES	.	.	.	513 CARBOXYLIC ACIDS, DERIVTS	51 933	14 533	8 291
671 PIG IRON, SPIEGELEISN, ETC	6 429	939	527	514 NITROGEN-FUNCT. COMPOUNDS	11 159	8 227	4 771
672 INGOTS ETC. IRON OR STEEL	2 846	83	49	515 ORGANO-INORGANIC COMPNDS	5 727	6 803	3 930
673 FLAT-ROLLED IRON ETC.	357 018	22 584	13 167	516 OTHER ORGANIC CHEMICALS	14 607	5 296	3 049
678 WIRE OF IRON OR STEEL	4 211	244	138	522 INORGANIC CHEM. ELEMENTS	32 798	11 830	6 779
679 TUBES, PIPES, ETC. IRON, STL	13 777	1 354	784	523 METAL. SALTS, INORGAN. ACID	39 133	3 944	2 256
681 SILVER, PLATINUM, ETC.	19	887	510	524 OTHER CHEMICAL COMPOUNDS	9 780	3 188	1 810
682 COPPER	3 769	1 437	813	525 RADIO-ACTIVE MATERIALS	3	126	71
686 ZINC	739	137	81	531 SYNTH. COLOURS, LAKES, ETC.	6 021	18 143	10 441
689 MISC. NON-FERR. BASE METAL	11	97	57	532 DYEING, TANNING MATERIALS	10 352	2 444	1 400
691 METALLIC STRUCTURES NES	4 284	601	354	533 PIGMENTS, PAINTS, ETC.	25 253	19 223	10 966
694 NAILS, SCREWS, NUTS, ETC.	7 991	829	467	541 MEDICINES, ETC. EXC. GRP542	2 403	12 319	7 031
696 CUTLERY	28	77	44	542 MEDICAMENTS	2 037	11 272	6 380
699 MANUFACT. BASE METAL, NES	493	126	71	551 ESSNTL. OIL, PERFUME, FLAVR	3 770	3 373	1 927
712 STEAM TURBINES	23	100	60	553 PERFUMERY, COSMETICS, ETC.	1 026	2 553	1 463
716 ROTATING ELECTRIC PLANT	4 923	2 585	1 478	554 SOAP, CLEANERS, POLISH, ETC	62 065	18 856	10 806
723 CIVIL ENGINEERING EQUIPT	1 995	193	113	571 POLYMERS OF ETHYLENE	12 654	2 600	1 482
725 PAPER, PULP MILL MACHINES	215	829	483	572 POLYMERS OF STYRENE	25 526	6 711	3 861
728 OTH. MACH. PTS, SPCL INDUST	93	193	107	573 POLYMERS, VINYL CHLORIDE	100 821	18 549	10 672
731 METAL REMOVAL WORK TOOLS	6 847	4 027	2 292	574 POLYACETAL, POLYCARBONATE	29 637	13 720	7 827

7 IMPORTS AND EXPORTS (SPECIAL TRADE) BY COUNTRIES OF PRODUCTION AND CONSUMPTION AND BY GROUPS OF THE SITC-REV. III 1988

GROUP DESCRIPTION	DT = 100 KG	1 000 DM	1 000 \$	GROUP DESCRIPTION	DT = 100 KG	1 000 DM	1 000 \$
575 OTH.PLASTIC,PRIMARY FORM	72 423	29 712	17 000	783 ROAD MOTOR VEHICLES NES	25 713	35 802	20 129
581 PLASTIC TUBE,PIPE,HOSE	507	756	424	784 PARTS,TRACTORS,MOTOR VEH	5 810	14 216	8 073
582 PLASTIC PLATE,SHEETS,ETC	15 322	16 462	9 418	785 CYCLES,MOTORCYCLES ETC.	397	569	330
583 MONOFILAMENT OF PLASTICS	493	649	365	786 TRAILERS,SEMI-TRAILR,ETC	19 020	19 560	11 479
581 INSECTICIDES, ETC.	10 020	13 176	7 732	791 RAILWAY VEHICLES.EQUIPNT	1 087	2 431	1 467
592 STARCHES,INULIN,ETC.	5 315	2 673	1 533	793 SHIP,BDAT,FLOAT,STRUCTRS	74	185	108
597 PREPRD ADDITIVES,LIQUIDS	11 239	4 957	2 825	800 CPL IND PLANT CHAP 90/94	32	449	272
598 MISC.CHEMICAL PRDCTS.NES	102 428	38 563	21 865	811 PREFABRICATED BUILDINGS	61	62	34
611 LEATHER	1 980	1 140	641	813 LIGHTING FIXTURES ETC.NES	92	414	227
613 FURSKINS,TANNED,DRESSED	15	228	130	821 FURNITURE,CUSHIONS,ETC.	1 618	1 313	721
621 MATERIALS OF RUBBER	796	2 430	1 353	831 TRUNK,SUIT-CASES,BAG,ETC	70	136	72
625 RUBBER TYRES,TUBES,ETC.	3 448	1 824	1 028	841 MENS,BOYS CLOTHNG,X-KNIT	114	756	431
629 ARTICLES OF RUBBER, NES	622	2 329	1 284	842 WOMEN,GIRL CLOTHNG,XKNIT	803	4 594	2 609
633 CORK MANUFACTURES	91	238	140	843 MENS,BOYS CLOTHNG,KNIT	31	99	55
635 WOOD MANUFACTURES, NES	215	322	192	844 WOMEN,GIRLS CLOTHNG,KNIT	130	690	390
641 PAPER AND PAPERBOARD	72 054	17 559	10 004	845 OTHR TEXTILE APPAREL,NES	791	1 830	1 056
642 PAPER,PAPERBOARD,CUT ETC	18 581	7 812	4 425	846 CLOTHING ACCESSRS,FABRIC	210	1 075	604
651 TEXTILE YARN	6 352	11 196	6 384	848 CLOTHNG,NONMXTL;HEADGEAR	141	1 343	758
652 COTTON FABRICS, WOVEN	3 646	10 054	5 742	851 FOOTWEAR	445	1 591	914
653 FABRICS,MAN-MADE FIBRES	10 373	18 091	10 308	871 OPTICAL INSTRUMENTS,NES	6	620	357
654 OTH.TEXTILE FABRIC,WOVEN	262	1 211	684	872 MEDICAL INSTRUMENTS NES	648	11 499	6 497
655 KNIT.CROCHET.FABRIC NES	840	2 128	1 201	873 METERS,COUNTERS,NES	209	2 478	1 383
656 TULLE,LACE,EMBROIDRY,ETC	307	1 398	799	874 MEASURE,CONTROL INSTRMNT	2 035	39 374	22 293
657 SPECIAL YARN,TXTL.FABRIC	9 673	11 329	6 490	881 PHOTOGRAPH APPAR.ETC.NES	109	1 954	1 111
658 TEXTILE ARTICLES NES	14	57	55	882 PHOTO.CINEMATGRPH.SUPPL	2 499	8 176	4 596
661 LIME,CEMENT,CONSTR.MATRL	223	107	63	884 OPTICAL GOODS NES	72	1 955	1 102
662 CLAY,REFRCT.CONSTR.MATRL	92 149	14 641	8 344	885 WATCHES AND CLOCKS	19	318	178
663 MINERAL MANUFACTURES,NES	10 763	7 353	4 186	891 ARMS AND AMMUNITION	10	208	121
664 GLASS	2 058	2 374	1 331	892 PRINTED MATTER	2 288	5 630	3 222
665 GLASSWARE	731	1 171	666	893 ARTICLES,NES,OF PLASTICS	1 347	2 345	1 313
666 POTTERY	81	132	74	894 BABY CARRIAGE,TOYS,GAMES	784	1 900	1 059
671 PIG IRON, SPIEGELEISN,ETC	9 064	2 570	1 465	895 OFFICE,STATIONERY SUPPLS	299	1 605	893
672 INGOTS ETC.IRON OR STEEL	3 771	258	155	896 WORKS OF ART,ANTIQU ETC	39	1 028	548
673 FLAT-ROLLED IRON ETC.	175 747	16 634	9 649	897 GOLD,SILVERWARE,JEHL NES	9	2 225	1 304
674 FLAT-ROLLED PLATED IRON	9 051	1 252	727	898 MUSICAL INSTRUMENTS,ETC.	1 376	5 223	2 967
675 FLAT-ROLLED, ALLOY STEEL	186 600	43 668	24 935	899 MISC MANUFCTRD GOODS NES	462	3 090	1 741
676 IRON,STL.BAR,SHAPES ETC.	191 791	18 814	10 703	941 COMPL IND PLANT CHAPT 99	37	183	108
678 WIRE OF IRON OR STEEL	10 937	3 528	2 057	971 GOLD,NONMONTY EXCL DRES		756	437
679 TUBES,PIPES,ETC.IRON,STL	75 440	18 223	10 318				
681 SILVER,PLATINUM,ETC.	322	3 305	1 885	ALBANIA			
682 COPPER	14 846	20 877	12 125	IMPORTS	506 535	53 816	29 996
683 NICKEL	425	1 442	830				
684 ALUMINIUM	18 906	17 934	10 390	054 VEGETABLES	19 404	2 548	1 476
685 LEAD	605	90	51	056 VEGETABLES,PRPD,PRSD,NES	2 356	762	438
686 ZINC	86	163	77	057 FRUIT,NUTS EXCL.OIL NUTS	5 178	1 272	728
687 TIN	71	133	91	058 FRUIT,PRESERVED,PREPARED	271	54	30
689 MISC.NON-FERR.BASE METAL	25	258	150	059 SPICES	1 992	552	314
691 METALLIC STRUCTURES NES	2 256	2 881	1 625	075 DRE,CONCENTR.BASE METALS	334 943	4 644	2 703
692 CONTAINERS,STORAGE,TRNSP	1 146	650	369	288 NON-FERROUS WASTE,SCRAP	8 313	3 706	2 028
693 WIRE PRODUCTS EXCL.ELECT	12 190	5 624	3 226	292 CRUDE VEG.MATERIALS, NES	10 755	3 313	1 856
694 NAILS,SCREWS,NUTS,ETC.	3 037	1 978	1 117	512 ALCOHOL,PHENOL,ETC.DERIV	10 096	289	170
695 TOOLS	1 971	12 139	6 882	551 ESSNTL.OIL,PERFUME,FLAVR	10	67	39
696 CUTLERY	158	1 026	567	552 WOOD MANUFACTURES, NES	253	73	41
697 HOUSEHOLD EQUIPMENT,NES	142	242	141	658 TEXTILE ARTICLES NES	96	71	40
699 MANUFACTS.BASE METAL,NES	13 384	9 537	5 379	659 FLOOR COVERINGS, ETC.	721	3 902	2 236
700 CPL IND PLANT (84/85/87)	3 723	33 179	19 240	662 CLAY,REFRCT.CONSTR.MATRL	3 453	131	74
711 STEAM GENER. BOILERS,ETC.	8	66	39	671 PIG IRON, SPIEGELEISN,ETC	91 125	20 929	11 340
712 STEAM TURBINES	136	390	227	682 COPPER	13 526	5 372	2 990
713 INTRNL COMBUS PSTN ENGIN	2 293	7 440	4 260	841 MENS,BOYS CLOTHNG,X-KNIT	826	1 712	1 015
714 ENGINES,MOTORS NON-ELECT	10	422	232	842 WOMEN,GIRL CLOTHNG,XKNIT	604	2 577	1 427
716 ROTATING ELECTRIC PLANT	2 635	9 571	5 434	843 MENS,BOYS CLOTHNG,KNIT	48	53	30
718 OTH.POWER GENRTNG.MACHNRY	72	515	292	874 MEASURE,CONTROL INSTRMNT		56	33
721 AGRIC.MACHINES,EX.TRACTR	1 805	4 465	2 476	881 PHOTOGRAPH APPAR.ETC.NES	2	75	40
722 TRACTORS	34	91	49	899 MISC MANUFCTRD GOODS NES	1 194	984	566
723 CIVIL ENGINEERING EQUIPT	11 440	17 614	10 154				
724 TEXTILE,LEATHER MACHINES	11 463	57 743	33 126	EXPORTS	135 947	37 843	21 151
725 PAPER,PULP MILL MACHINES	3 172	14 084	7 994	011 BOVINE MEAT	6 725	922	505
726 PRINTNG,BOOKBINDNG MACHS	1 929	10 242	5 793	012 OTHER MEAT, MEAT OFFAL	421	97	55
727 FOOD-PROCESS.MCH.NON DOM	602	4 775	2 625	061 SUGARS,MOLASSES,HONEY	56 550	2 632	1 471
728 OTH.MACH,PTS,SPCL INDUSTR	16 291	62 296	35 038	072 COCDA	212	89	49
731 METAL REMOVAL WORK TOOLS	10 604	70 265	40 195	081 ANIMAL FEED STUFF	404	52	30
733 MACH-TOOLS,METAL-WORKING	14 811	36 369	20 594	266 SYNTHETIC FIBRES	1 744	488	272
735 PARTS,NES,FDR MACH-TOOLS	1 765	12 151	6 848	292 CRUDE VEG.MATERIALS, NES	126	126	72
737 METALWORKING MACHNRY NES	1 490	7 885	4 461	511 HYDROCARBONS,NES,DERIVTS	287	99	55
741 HEATNG,COOLNG EQUIP,PART				512 ALCOHOL,PHENOL,ETC.DERIV	503	151	82
742 PUMPS FOR LIQUIDS,PARTS	2 334	11 580	6 560	513 CARBOXYLIC ACIDS,DERIVTS	2 059	466	260
743 PUMPS NES,CENTRIFUGS ETC	3 469	17 887	10 068	514 NITROGEN-FUNCT.COMPOUNDS	481	153	84
744 MECHANICAL HANDLING EQUIP	3 802	9 053	5 087	515 ORGANO-INORGANIC COMPNDS	426	286	167
745 OTH.NONELEC MCH.TOOL,NES	4 211	28 452	16 118	518 OTHER ORGANIC CHEMICALS	195	105	55
746 BALL OR ROLLER BEARINGS	6 140	22 572	12 738	522 INORGANIC CHEM.ELEMENTS	1 647	338	188
747 TAPS,COCKS,VALVES,ETC.	2 166	8 175	4 657	523 METAL.SALTS,INORGAN.ACID	1 610	192	108
748 TRANSMISSIONS SHAFTS ETC	2 600	9 040	5 164	524 OTHER CHEMICAL COMPOUNDS	164	57	34
749 NON-ELECT MACH.PARTS,ETC	612	6 328	3 586	531 SYNTH.COLOURS,LAKES,ETC.	366	971	546
751 OFFICE MACHINES	103	839	475	532 DYEING,TANNING MATERIALS	211	49	30
752 AUTOMATC.DATA PROC.EQUIP	832	7 298	4 177	533 PIGMENTS,PAINTS,ETC.	203	141	78
759 PARTS, FOR OFFICE MACHINS	265	3 572	2 070	541 MEDICINES,ETC.EXC.GRPS42	39	167	94
761 TELEVISION RECEIVERS ETC	444	2 055	1 159	542 MEDICAMENTS	12	148	85
762 RADIO-BROADCAST RECEIVER	275	1 184	672	554 SOAP,CLEANERS,POLISH,ETC	3 225	846	473
763 SOUND RECORDER,PHONOGRPH	94	1 139	660	575 OTH.PLASTIC,PRIMARY FORM	1 700	1 015	578
764 TELECOMM.EQUIP.PARTS NES	551	7 116	4 027	591 INSECTICIDES, ETC.	2 803	424	246
771 ELECT POWER MACHNY PARTS	397	2 262	1 285	592 STARCHES,INULIN,ETC.	211	171	96
772 ELEC.SWITCH.RELAY.CIRCUIT	1 050	18 588	10 493	597 PREPRD ADDITIVES,LIQUIDS	674	137	75
773 ELECTR DISTRIBT.EQPT NES	5 289	5 188	2 929	598 MISC.CHEMICAL PRDCTS.NES	3 866	1 038	574
774 ELECTRO-MEDCL,XRAY EQUIP	2 264	6 235	3 523	625 RUBBER TYRES,TUBES,ETC.	115	70	40
775 DOM.ELEC,NON-ELEC.EQUIPT	1 753	2 566	1 460	629 ARTICLES OF RUBBER, NES	55	111	64
776 TRANSISTORS,VALVES,ETC.	1 161	12 296	7 025	641 PAPER AND PAPERBOARD	1 532	587	329
778 ELECTRIC.MACH.APPART.NES	35 717	34 094	19 252	642 PAPER,PAPERBOARD,CUT ETC	1 897	293	168
781 PASS.MOTOR VEHCLS.EX.BUS	5 115	9 389	5 327				
782 GOODS,SPCL TRANSPORT VEH	7 505	8 760	5 055				

7 IMPORTS AND EXPORTS (SPECIAL TRADE) BY COUNTRIES OF PRODUCTION AND CONSUMPTION AND BY GROUPS OF THE SITC-REV. III 1988

GROUP DESCRIPTION	DT = 100 KG	1 000 DM	1 000 \$	GROUP DESCRIPTION	DT = 100 KG	1 000 DM	1 000 \$
651 TEXTILE YARN	128	198	110	658 TEXTILE ARTICLES NES	236	574	330
652 COTTON FABRICS, WOVEN	52	177	100	659 FLOOR COVERINGS, ETC.	76 693	107 307	61 293
653 FABRICS, MAN-MADE FIBRES	336	1 192	673	661 LIME, CEMENT, CONSTR. MATRL	445	159	89
654 OTH. TEXTILE FABRIC, WOVEN	346	1 111	625	681 SILVER, PLATINUM, ETC.	119	4 359	2 464
656 TULLE, LACE, EMBROIDRY, ETC	11	99	52	714 ENGINES, MOTORS NON-ELECT	2	456	268
657 SPECIAL YARN, TXTL. FABRIC	231	505	285	731 METAL REMOVAL WORK TOOLS	9	61	32
662 CLAY, REFRACT. CONSTR. MATRL	4 544	910	507	752 AUTOMATC. DATA PROC. EQUIP	4	247	143
663 MINERAL MANUFACTURES, NES	521	257	144	759 PARTS, FOR OFFICE MACHINS	25	1 500	857
673 FLAT-ROLLED IRON ETC.	4 529	512	291	764 TELECOMM. EQUIP. PARTS NES	1	82	48
674 FLAT-ROLLED PLATED IRON	555	240	136	776 TRANSISTORS, VALVES, ETC.	264	7 618	4 500
675 FLAT-ROLLED, ALLOY STEEL	861	246	146	784 PARTS, TRACTORS, MOTOR VEH	90	148	90
676 IRON, STL. BAR, SHAPES ETC.	878	214	121	792 AIRCRAFT, ASSOCTD. EQUIPNT	4	885	512
679 TUBES, PIPES, ETC. IRON, STL	14 632	2 702	1 518	813 LIGHTING FIXTURES ETC. NES	241	1 308	745
682 COPPER	2 524	2 536	1 384	821 FURNITURE, CUSHIONS, ETC.	58	53	31
684 ALUMINIUM	550	529	300	831 TRUNK, SUIT-CASES, BAG, ETC	89	210	119
685 LEAD	723	221	123	841 MENS, BOYS CLOTHING, X-KNIT	6 894	30 587	17 438
686 ZINC	690	399	214	842 WOMEN, GIRL CLOTHING, XKNIT	30 235	143 714	82 205
687 TIN	504	699	399	843 MENS, BOYS CLOTHING, KNIT	322	1 789	1 030
692 CONTAINERS, STORAGE, TRNSP	277	68	37	844 WOMEN, GIRLS CLOTHING, KNIT	14 921	69 854	39 736
695 TOOLS	83	168	98	845 OTHR. TEXTILE APPAREL, NES	4 396	14 497	8 210
699 MANUFACTS. BASE METAL, NES	45	189	107	846 CLOTHING ACCESSRS, FABRIC	8 921	13 902	7 973
721 AGRIC. MACHINES, EX. TRACTR	95	326	176	848 CLOTHING, NONTXTL; HEADGEAR	496	1 452	832
722 TRACTORS	5 843	2 768	1 505	851 FOOTWEAR	2 294	13 655	7 744
723 CIVIL ENGINEERING EQUIPT	234	69	41	885 WATCHES AND CLOCKS	15	528	301
724 TEXTILE, LEATHER MACHINES	43	515	293	891 ARMS AND AMMUNITION	160	93	53
725 PAPER, PULP MILL MACHINES	30	153	82	892 PRINTED MATTER	28	191	112
728 OTH. MACH. PTS, SPCL INDUST	29	164	93	893 ARTICLES, NES, OF PLASTICS	141	70	40
731 METAL REMOVAL WORK TOOLS	83	507	278	896 WORKS OF ART, ANTIQUE ETC	39	58	33
741 HEATING, COOLING EQUIP, PART	.	.	.	899 MISC MANUFCTRD GOODS NES	786	612	346
743 PUMPS NES, CENTRIFUGS ETC	49	275	156	971 GOLD, NONMONTRY EXCL ORES	10	350	199
746 BALL OR ROLLER BEARINGS	152	312	172				
747 TAPS, COCKS, VALVES, ETC.	20	57	35	EXPORTS	1 516 630	747 095	425 229
749 NON-ELECT MACH. PARTS, ETC	19	63	38	001 LIVE ANIMALS	9	134	78
761 TELEVISION RECEIVERS ETC	256	658	353	022 MILK AND CREAM	7 703	2 031	1 196
763 SOUND RECORDER, PHONOGRPH	10	370	218	024 CHEESE AND CURD	1 287	487	268
764 TELECOMM. EQUIP. PARTS NES	14	169	100	048 CEREAL PREPARATIONS	478	304	174
772 ELEC. SWITCH, RELAY, CIRCUIT	6	138	79	054 VEGETABLES	4 627	306	177
773 ELECTR. DISTRIBUT. EQPT NES	117	119	67	059 FRUIT, VEGETABLE JUICES	1 920	206	122
774 ELECTRO-MEDCL. XRAY EQUIP	13	167	99	061 SUGARS, MOLASSES, HONEY	11 793	520	281
778 ELECTRIC MACH. APPART. NES	1 138	1 226	686	071 COFFEE, COFFEE SUBSTITUTE	342	104	56
781 PASS. MOTOR VEHCLS. EX. BUS	102	216	126	081 ANIMAL FEED STUFF	1 261	382	219
783 ROAD MOTOR VEHICLES NES	1 476	550	307	112 ALCOHOLIC BEVERAGES	1 482	190	105
784 PARTS, TRACTORS, MOTOR VEH	10	55	30	121 TOBACCO, UNMANUFACTURED	3 500	217	130
846 CLOTHING ACCESSRS, FABRIC	7	64	36	211 HIDES, SKINS (EX. FURS), RAW	611	100	59
872 MEDICAL INSTRUMENTS NES	19	166	94	232 SYNTHETIC RUBBER, ETC.	4 330	1 559	885
874 MEASURE, CONTROL INSTRMNT	7	433	243	248 WOOD, SIMPLY WORKED	1 088	87	50
881 PHOTOGRAPH APPAR. ETC. NES	3	148	84	263 COTTON	175	54	32
892 PRINTED MATTER	61	82	46	266 SYNTHETIC FIBRES	53 092	15 366	8 793
898 MUSICAL INSTRUMENTS, ETC.	64	253	141	267 OTHER MAN-MADE FIBRES	1 066	376	214
899 MISC MANUFCTRD GOODS NES	42	257	144	268 WOOL, OTHER ANIMAL HAIR	3 912	3 578	2 018
MOROCCO				269 WORN CLOTHING, TEXTL. ARTL	2 869	545	313
IMPORTS	4 587 766	679 001	388 822	278 OTHER CRUDE MINERALS	11 238	474	272
034 FISH, FRESH, CHILLED, FROZN	1 775	2 500	1 419	287 ORE, CONCENTR. BASE METALS	1 050	123	71
036 CRUSTACEANS, MOLLUSCS ETC	427	238	136	291 CRUDE ANIMAL MATERLS. NES	63	87	48
037 FISH ETC. PREPD, PRSYD. NES	50 404	24 937	14 410	292 CRUDE VEG. MATERIALS, NES	4 306	3 443	1 839
045 OTHER CEREALS, UNMILLED	1 978	179	99	322 BRIQUETTES, LIGNITE, PEAT	66 710	1 691	942
054 VEGETABLES	63 890	10 812	6 314	325 COKE, SEMI-COKE, RET. CARBN	159 000	4 245	2 431
056 VEGETABLES, PRPD, PRSYD. NES	30 216	4 441	2 505	334 PETROLEUM PRODUCTS	815	278	159
057 FRUIT, NUTS EXCL. OIL NUTS	821 084	72 595	42 326	335 RESIDUAL PETROL. PRODUCTS	24 766	2 370	1 317
058 FRUIT, PRESERVED, PREPARED	11 916	1 980	1 126	421 FIXED VEG. FAT, OILS, SOFT	30 148	2 402	1 319
059 FRUIT, VEGETABLE JUICES	78 098	24 353	13 810	422 FIXED VEG. FAT, OILS, OTHER	4 479	488	285
075 SPICES	7 018	720	402	431 ANIMAL, VEG. FATS, OILS, NES	5 373	859	492
081 ANIMAL FEED STUFF	28 941	800	456	511 HYDROCARBONS, NES, DERIVTS	3 490	749	420
098 EDIBLE PROD. PREPRTNS, NES	972	2 569	1 472	512 ALCOHOL, PHENOL, ETC. DERIV	4 641	1 188	682
251 PULP AND WASTE PAPER	87 824	9 121	5 311	513 CARBOXYLIC ACIDS, DERIVTS	21 887	4 057	2 303
263 COTTON	307	176	103	514 NITROGEN-FUNCT. COMPOUNDS	1 750	884	512
265 VEGETABLE TEXTILE FIBRES	1 166	76	43	515 ORGANO-INORGANIC COMPNDS	1 012	3 321	1 901
268 WOOL, OTHER ANIMAL HAIR	172	186	106	516 OTHER ORGANIC CHEMICALS	1 860	914	520
272 FERTILIZERS, CRUDE	1 581 885	12 948	7 428	522 INORGANIC CHEM. ELEMENTS	18 886	2 661	1 519
273 STONE, SAND AND GRAVEL	764	78	44	523 METAL. SALTS, INORGAN. ACID	21 912	2 227	1 270
278 OTHER CRUDE MINERALS	319 126	5 854	3 316	524 OTHER CHEMICAL COMPOUNDS	213	147	81
283 COPPER ORES, CONCENTRATES	88 480	16 715	9 610	531 SYNTH. COLOURS, LAKES, ETC.	5 143	10 041	5 748
287 ORE, CONCENTR. BASE METALS	278 176	18 515	10 438	532 DYING, TANNING MATERIALS	10 896	2 124	1 212
288 NON-FERROUS WASTE, SCRAP	8 202	1 286	721	533 PIGMENTS, PAINTS, ETC.	22 291	5 916	3 374
291 CRUDE ANIMAL MATERLS. NES	157	817	460	541 MEDICINES, ETC. EXC. GRP542	359	1 525	866
292 CRUDE VEG. MATERIALS, NES	10 641	5 855	3 356	542 MEDICAMENTS	1 213	2 739	1 557
334 PETROLEUM PRODUCTS	28 606	1 518	813	551 ESSNTL. OIL, PERFUME, FLAVR	972	2 184	1 243
411 ANIMAL OILS AND FATS	5 016	231	136	553 PERFUMERY, COSMETICS, ETC.	100	303	174
421 FIXED VEG. FAT, OILS, SOFT	129	65	37	554 SOAP, CLEANERS, POLISH, ETC	8 189	2 546	1 455
431 ANIMAL, VEG. FATS, OILS, NES	158	87	49	562 FERTILIZER, EXCEPT GRP272	710	204	115
511 HYDROCARBONS, NES, DERIVTS	1 404	285	161	571 POLYMERS OF ETHYLENE	16 301	3 709	2 088
512 ALCOHOL, PHENOL, ETC. DERIV	3 403	404	228	572 POLYMERS OF STYRENE	11 942	3 167	1 813
522 INORGANIC CHEM. ELEMENTS	259 491	9 100	5 232	573 POLYMERS, VINYL CHLORIDE	1 704	675	384
551 ESSNTL. OIL, PERFUME, FLAVR	621	583	330	574 POLYACETAL, POLYCARBONATE	5 744	3 220	1 829
562 FERTILIZER, EXCEPT GRP272	656 887	23 695	13 521	575 OTH. PLASTIC, PRIMARY FORM	22 024	7 916	4 539
611 LEATHER	36	253	142	581 PLASTIC TUBE, PIPE, HOSE	106	70	36
612 MANUFACT. LEATHER ETC. NES	37	134	77	582 PLASTIC PLATE, SHEETS, ETC	3 107	2 361	1 336
625 RUBBER TYRES, TUBES, ETC.	291	152	90	591 INSECTICIDES, ETC.	10 471	11 301	6 488
633 CORK MANUFACTURES	4 251	775	448	592 STARCHES, INULIN, ETC.	1 634	801	449
635 WOOD MANUFACTURES, NES	262	75	43	593 EXPLOSIVES, PYROTECHNICS	26	97	52
642 PAPER, PAPERBOARD, CUT ETC	424	109	63	597 PREPRD ADDITIVES, LIQUIDS	8 412	2 567	1 455
651 TEXTILE YARN	2 143	1 958	1 140	598 MISC. CHEMICAL PRODS. NES	32 424	8 618	4 907
652 COTTON FABRICS, WOVEN	49	129	74	611 LEATHER	215	1 107	635
653 FABRICS, MAN-MADE FIBRES	262	753	427	621 MATERIALS OF RUBBER	1 264	1 150	650
654 OTH. TEXTILE FABRIC, WOVEN	20	137	74	625 RUBBER TYRES, TUBES, ETC.	419	331	191
656 TULLE, LACE, EMBROIDRY, ETC	22	62	37	629 ARTICLES OF RUBBER, NES	5 848	4 859	2 794
				635 WOOD MANUFACTURES, NES	827	298	170
				641 PAPER AND PAPERBOARD	28 928	5 807	3 284

## 7 IMPORTS AND EXPORTS (SPECIAL TRADE) BY COUNTRIES OF PRODUCTION AND CONSUMPTION AND BY GROUPS OF THE SITC-REV. III 1988

GROUP DESCRIPTION	DT = 100 KG	1 000 DM	1 000 \$	GROUP DESCRIPTION	DT = 100 KG	1 000 DM	1 000 \$
642 PAPER, PAPERBOARD, CUT ETC	3 652	1 679	947	872 MEDICAL INSTRUMENTS NES	174	3 840	2 215
651 TEXTILE YARN	33 052	19 789	11 271	873 METERS, COUNTERS, NES	178	332	185
652 COTTON FABRICS, WOVEN	15 947	41 460	23 711	874 MEASURE, CONTROL INSTRMNT	433	7 742	4 386
653 FABRICS, MAN-MADE FIBRES	19 654	66 001	37 436	881 PHOTOGRAPH APPAR. ETC. NES	51	417	239
654 OTH. TEXTILE FABRIC, WOVEN	1 041	3 449	1 920	882 PHOTO. CINEMATOGRPH. SUPPL	2 825	4 623	2 632
655 KNIT. CROCHET. FABRIC NES	16 256	42 534	24 145	884 OPTICAL GOODS NES	3	241	137
656 TULLE, LACE, EMBROIDRY. ETC	902	2 981	1 689	885 WATCHES AND CLOCKS	34	529	303
657 SPECIAL YARN, TXTL. FABRIC	2 177	5 558	3 151	891 ARMS AND AMMUNITION	143	771	433
658 TEXTILE ARTICLES NES	282	582	330	892 PRINTED MATTER	925	1 637	943
659 FLOOR COVERINGS, ETC.	51	403	229	893 ARTICLES, NES, OF PLASTICS	5 107	4 309	2 448
662 CLAY, REFRCT. CONSTR. MATRL	10 883	1 772	1 017	894 BABY CARRIAGE, TOYS, GAMES	77	109	61
663 MINERAL MANUFACTURES, NES	585	863	488	895 OFFICE, STATIONERY SUPPLS	535	1 372	776
664 GLASS	659	188	99	897 GOLD, SILVERWARE, JEWEL NES	13	773	439
665 GLASSWARE	20 500	2 935	1 635	898 MUSICAL INSTRUMENTS, ETC.	465	1 930	1 091
666 POTTERY	270	535	308	899 MISC MANUFCTRD GOODS NES	802	6 157	3 532
671 PIG IRON, SPIEGELEISN, ETC	1 165	114	68	941 COMPL IND PLANT CHAPT 99	110	227	137
673 FLAT-ROLLED IRON ETC.	402 441	29 859	16 837				
674 FLAT-ROLLED PLATED IRON	91 101	11 500	6 578	ALGERIA			
675 FLAT-ROLLED, ALLOY STEEL	10 898	2 008	1 147				
676 IRON, STL. BAR, SHAPES ETC.	8 033	546	299	IMPORTS	70 837 310	1 623 374	923 480
678 WIRE OF IRON OR STEEL	8 656	1 041	598				
679 TUBES, PIPES, ETC. IRON, STL	14 832	2 107	1 171	057 FRUIT, NUTS EXCL. OIL NUTS	774	395	235
681 SILVER, PLATINUM, ETC.	3	115	66	081 ANIMAL FEED STUFF	1 149	90	48
682 COPPER	7 001	3 729	2 142	112 ALCOHOLIC BEVERAGES	30 563	1 584	887
683 NICKEL	3	82	48	272 FERTILIZERS, CRUDE	280 150	2 009	1 142
684 ALUMINIUM	7 728	4 736	2 684	282 FERROUS WASTE AND SCRAP	79 572	2 279	1 312
685 LEAD	13	75	44	288 NON-FERROUS WASTE, SCRAP	16 542	4 397	2 423
686 ZINC	451	100	58	291 CRUDE ANIMAL MATERLS. NES	51	217	119
691 METALLIC STRUCTURES NES	880	444	245	333 PETROLEUM OILS, CRUDE	54 592 808	1 219 985	694 458
692 CONTAINERS, STORAGE, TRNSP	1 927	901	522	334 PETROLEUM PRODUCTS	15 557 700	369 992	210 230
693 WIRE PRODUCTS EXCL. ELECT	1 136	570	326	342 LIQUEFIED PROPANE, BUTANE	116 872	3 060	1 755
694 NAILS, SCREWS, NUTS, ETC.	670	629	353	522 INORGANIC CHEM. ELEMENTS	2 190	1 758	980
695 TOOLS	747	1 724	988	662 CLAY, REFRCT. CONSTR. MATRL	2 233	192	113
696 CUTLERY	262	818	477	673 FLAT-ROLLED IRON ETC.	81 629	4 554	2 578
697 HOUSEHOLD EQUIPMENT, NES	1 111	642	367	674 FLAT-ROLLED PLATED IRON	33 246	3 071	1 725
699 MANUFACT. BASE METAL, NES	3 501	3 351	1 885	695 TOOLS	225	503	287
700 CPL IND PLANT (84/85/87)	910	603	360	714 ENGINES, MOTORS NON-ELECT	75	757	409
711 STEAM GENER. BOILERS, ETC.	139	325	186	764 TELECOMM. EQUIP. PARTS NES	1	146	82
712 STEAM TURBINES	93	2 821	1 624	778 ELECTRIC. MACH. APPART. NES	110	209	122
713 INTRNL COMBUS PSTN ENGIN	2 994	9 380	5 289	781 PASS. MOTOR VEHCLS. EX. BUS	117	167	97
714 ENGINES, MOTORS NON-ELECT	37	2 961	1 703	784 PARTS, TRACTORS, MOTOR VEH	26	296	169
716 ROTATING ELECTRIC PLANT	662	2 326	1 303	792 AIRCRAFT, ASSOCTD. EQUIPNT	29	1 071	606
718 OTH. POWR. GENRTRNG. MACHNRY	26	188	106	874 MEASURE, CONTROL INSTRMNT	2	244	138
721 AGRIC. MACHINES, EX. TRACTR	10 648	12 232	7 130				
722 TRACTORS	3 675	3 638	2 011	EXPORTS	3 518 385	1 380 322	784 855
723 CIVIL ENGINEERING EQUIPT	13 705	2 889	1 660				
724 TEXTILE, LEATHER MACHINES	12 484	48 780	27 729	001 LIVE ANIMALS	1 503	1 538	880
725 PAPER, PULP MILL MACHINES	368	979	554	022 MILK AND CREAM	376 311	92 986	52 471
726 PRINTNG. BOOKBNDNG MACHS	2 049	6 904	3 861	023 BUTTER, OTHER FAT OF MILK	500	267	146
727 FOOD-PROCESS. MCH. NON DOM	162	1 203	684	025 EGGS, BIRDS, YOLKS, ALBUMIN	4 814	2 161	1 221
728 OTH. MACH. PTS, SPCL INDUST	2 198	9 867	5 569	037 FISH ETC. PREPD, PRSVD. NES	994	248	142
731 METAL REMOVAL WRK TOOLS	355	1 489	817	054 VEGETABLES	51 582	2 984	1 768
733 MACH-TOOLS, METAL-WORKING	553	650	370	061 SUGARS, MOLASSES, HONEY	394 564	14 926	8 346
735 PARTS, NES, FOR MACH-TOOLS	53	626	352	072 COCOA	300	65	37
737 METALWORKING MACHNRY NES	162	414	231	081 ANIMAL FEED STUFF	1 452	1 434	840
741 HEATNG, COOLNG EQUIP, PART				098 EDIBLE PROD. PREPRTRS, NES	8 979	2 170	1 215
742 PUMPS FOR LIQUIDS, PARTS	1 242	6 073	3 469	211 HIDES, SKINS (EX. FURS), RAW	4 000	1 365	804
743 PUMPS NES, CENTRIFUGS ETC	951	3 284	1 860	232 SYNTHETIC RUBBER, ETC.	5 433	2 391	1 314
744 MECHANICAL HANDLING EQUIP	4 057	5 091	2 881	248 WOOD, SIMPLY WORKED	6 662	301	174
745 OTH. NONELEC MCH, TOOL, NES	1 953	10 054	5 683	251 PULP AND WASTE PAPER	3 614	593	343
746 BALL OR ROLLER BEARINGS	661	1 913	1 089	266 SYNTHETIC FIBRES	27 111	8 041	4 611
747 TAPS, COCKS, VALVES, ETC.	709	3 354	1 879	267 OTHER MAN-MADE FIBRES	3 977	2 431	1 326
748 TRANSMISSIONS SHAFTS ETC	1 251	3 808	2 158	272 FERTILIZERS, CRUDE	2 000	96	57
749 NON-ELECT MACH. PARTS, ETC	174	874	495	273 STONE, SAND AND GRAVEL	5 049	95	54
751 OFFICE MACHINES	360	1 583	890	277 NATURAL ABRASIVES, NES	2 224	74	44
752 AUTOMATC. DATA PROC. EQUIP	341	6 502	3 682	278 OTHER CRUDE MINERALS	21 897	967	561
759 PARTS, FOR OFFICE MACHINS	90	4 311	2 430	288 NON-FERROUS WASTE, SCRAP	200	65	36
761 TELEVISION RECEIVERS ETC	209	858	490	291 CRUDE ANIMAL MATERLS. NES	45	140	77
762 RADIO-BROADCAST RECEIVER	38	591	333	292 CRUDE VEG. MATERIALS, NES	1 780	1 078	614
763 SOUND RECORDER, PHONOGRPH	19	993	575	325 COKE, SEMI-COKE, RET. CARBN	24 500	649	369
764 TELECOMM. EQUIP. PARTS NES	1 529	13 860	7 896	334 PETROLEUM PRODUCTS	726	217	124
771 ELECT POWER MACHNY. PARTS	115	672	398	335 RESIDUAL PETROL. PRODUCTS	119 585	16 993	9 612
772 ELEC. SWITCH. RELAY. CIRCUIT	380	2 387	1 374	411 ANIMAL OILS AND FATS	864	142	76
773 ELECTR. DISTRIB. EQPT NES	1 163	1 022	588	421 FIXED VEG. FAT, OILS, SOFT	142 718	8 508	4 890
774 ELECTRO-MEDCL. XRAY EQUIP	417	7 082	3 946	431 ANIMAL, VEG. FATS, OILS, NES	1 431	203	116
775 DOM. ELEC. NON-ELEC. EQUIPT	352	655	380	511 HYDROCARBONS, NES, DERIVTS	51 435	5 303	2 961
776 TRANSISTORS, VALVES, ETC.	133	534	312	512 ALCOHOL, PHENOL, ETC. DERIV	8 229	1 313	752
778 ELECTRIC. MACH. APPART. NES	1 314	5 544	3 155	513 CARBOXYLIC ACIDS, DERIVTS	76 547	15 085	8 516
781 PASS. MOTOR VEHCLS. EX. BUS	5 246	16 044	9 112	514 NITROGEN-FUNCT. COMPOUNDS	28 024	9 852	5 610
782 GOODS, SPCL TRANSPOR VEH	7 074	11 013	5 942	515 ORGANO-INORGANIC COMPNDS	1 319	1 058	587
783 ROAD MOTOR VEHICLES NES	430	325	195	516 OTHER ORGANIC CHEMICALS	2 427	1 167	664
784 PARTS, TRACTORS, MOTOR VEH	6 286	9 041	5 089	522 INORGANIC CHEM. ELEMENTS	44 060	8 338	4 713
785 CYCLES, MOTORCYCLES ETC.	307	1 246	709	523 METAL. SALTS, INORGAN. ACID	97 233	5 680	3 250
786 TRAILERS, SEMI-TRAILR, ETC	748	490	282	524 OTHER CHEMICAL COMPOUNDS	761	238	131
791 RAILWAY VEHICLES. EQUIPNT	410	648	358	531 SYNTH. COLOURS, LAKES, ETC.	6 203	13 924	7 965
792 AIRCRAFT, ASSOCTD. EQUIPNT	23	537	318	532 DYEING, TANNING MATERIALS	15 042	3 226	1 804
793 SHIP, BOAT, FLDAT. STRUCTRS	17 561	34 804	20 613	533 PIGMENTS, PAINTS, ETC.	44 549	20 392	11 602
811 PREFABRICATED BUILDINGS	184	226	128	541 MEDICINES, ETC. EXC. GRP542	1 318	4 028	2 378
812 PLUMBNG, SANITRY, EQPT. ETC	75	233	141	542 MEDICAMENTS	3 758	3 983	2 289
813 LIGHTNG FIXTURES ETC. NES	380	1 004	583	551 ESSNTL. OIL, PERFUME, FLAVR	4 899	4 073	2 286
821 FURNITURE, CUSHIONS, ETC.	379	463	261	553 PERFUMERY, COSMETICS, ETC.	14	68	37
841 MENS, BOYS CLOTHING, X-KNIT	95	430	247	554 SOAP, CLEANERS, POLISH, ETC	24 456	5 202	2 952
842 WOMEN, GIRL CLOTHING, X-KNIT	3 426	13 568	7 769	562 FERTILIZER, EXCEPT GRP272	87 510	2 225	1 282
844 WOMEN, GIRLS CLOTHING. KNIT	1 386	5 805	3 329	571 POLYMERS OF ETHYLENE	6 128	1 332	776
845 OTHR. TEXTILE APPAREL, NES	304	667	391	572 POLYMERS OF STYRENE	49 530	14 139	7 950
846 CLOTHING ACCESSRS, FABRIC	8 588	9 244	5 268	573 POLYMERS, VINYL CHLORIDE	13 344	3 032	1 742
848 CLOTHING, NONTXTL; HEADGEAR	798	3 415	1 948	574 POLYACETAL, POLYCARBONATE	5 828	3 035	1 757
851 FOOTWEAR	700	1 501	874	575 OTH. PLASTIC, PRIMARY FORM	26 912	10 986	6 304
871 OPTICAL INSTRUMENTS, NES	4	213	121	581 PLASTIC TUBE, PIPE, HOSE	552	304	169



## 7 IMPORTS AND EXPORTS (SPECIAL TRADE) BY COUNTRIES OF PRODUCTION AND CONSUMPTION AND BY GROUPS OF THE SITC-REV. III 1988

GROUP DESCRIPTION	DT = 100 KG	1 000 DM	1 000 \$	GROUP DESCRIPTION	DT = 100 KG	1 000 DM	1 000 \$
582 PLASTIC PLATE, SHEETS, ETC	2 286	2 039	1 140	792 AIRCRAFT, ASSOCTD. EQUIPNT	8	2 534	1 412
583 MONOFILAMENT OF PLASTICS	249	269	156	793 SHIP, BOAT, FLOAT, STRUCTRS	105	605	321
591 INSECTICIDES, ETC.	1 131	1 562	896	800 CPL IND PLANT CHAP 90/94	47	292	167
592 STARCHES, INULIN, ETC.	5 251	2 267	1 292	811 PREFABRICATED BUILDINGS	4 102	3 552	2 124
597 PREPRD ADDITIVES, LIQUIDS	5 601	1 117	635	812 PLUMBNG, SANITRY, EQPT. ETC	8	54	30
598 MISC. CHEMICAL PRDCTS. NES	63 035	18 827	10 784	813 LIGHTNG FIXTURES ETC. NES	84	641	348
600 CPL IND PLANT CHAP 69-76	688	458	261	821 FURNITURE, CUSHIONS, ETC.	1 179	1 961	1 131
611 LEATHER	92	205	110	846 CLOTHING ACCESSRS, FABRIC	7	154	85
612 MANUFACT. LEATHER ETC. NES	24	234	134	848 CLOTHNG, NONXTL; HEADGEAR	73	828	450
621 MATERIALS OF RUBBER	1 108	1 565	895	851 FOOTWEAR	589	976	544
625 RUBBER TYRES, TUBES, ETC.	8 599	5 341	3 151	871 OPTICAL INSTRUMENTS, NES	41	2 306	1 321
629 ARTICLES OF RUBBER, NES	1 498	2 270	1 277	872 MEDICAL INSTRUMENTS NES	310	3 606	2 077
634 VENEERS, PLYWOOD, ETC.	5 327	821	485	873 METERS, COUNTERS, NES	595	1 635	930
635 WOOD MANUFACTURES, NES	274	317	180	874 MEASURE, CONTROL INSTRMNT	1 196	22 891	12 975
641 PAPER AND PAPERBOARD	137 539	13 140	7 484	881 PHOTOGRAPH APPAR. ETC. NES	117	2 576	1 450
642 PAPER, PAPERBOARD, CUT ETC	2 105	1 064	603	882 PHOTO. CINEMATOGRPH. SUPPL	9 851	7 299	4 212
651 TEXTILE YARN	12 446	10 929	6 220	884 OPTICAL GOODS NES	2	321	181
652 COTTON FABRICS, WOVEN	726	1 009	553	885 WATCHES AND CLOCKS	71	383	220
653 FABRICS, MAN-MADE FIBRES	331	723	430	892 PRINTED MATTER	589	928	526
654 DTH. TEXTILE FABRIC, WOVEN	118 760	178	101	893 ARTICLES, NES, OF PLASTICS	1 108	3 225	1 848
655 KNIT, CROCHET, FABRIC NES	148	445	243	894 BABY CARRIAGE, TOYS, GAMES	107	204	108
656 TULLE, LACE, EMBROIDRY, ETC	64	794	450	895 OFFICE, STATIONERY SUPPLS	2 171	3 874	2 182
657 SPECIAL YARN, TXTL. FABRIC	1 331	4 279	2 460	897 GOLD, SILVERWARE, JEWEL NES	20	594	319
658 TEXTILE ARTICLES NES	106	91	48	898 MUSICAL INSTRUMENTS, ETC.	427	1 233	700
659 FLOOR COVERINGS, ETC.	681	1 463	861	899 MISC MANUFCTRD GOODS NES	112	1 103	629
661 LIME, CEMENT, CONSTR. MATRL	301	58	35				
662 CLAY, REFRCT. CONSTR. MATRL	86 063	9 932	5 579	TUNISIA			
663 MINERAL MANUFACTURES, NES	11 431	4 436	2 530				
664 GLASS	6 400	1 884	1 087	IMPORTS	1 498 360	688 914	393 636
665 GLASSWARE	298	1 160	670				
666 POTTERY	65	199	113	034 FISH, FRESH, CHILLED, FROZN	53	83	49
671 PIG IRON, SPIEGELEISN, ETC	92 223	2 599	1 522	036 CRUSTACEANS, MOLLUSCS ETC	1 480	1 076	631
673 FLAT-ROLLED IRON ETC.	253 419	22 580	12 863	054 VEGETABLES	1 272	113	67
674 FLAT-ROLLED PLATED IRON	118 760	22 574	12 873	057 FRUIT, NUTS EXCL. OIL NUTS	9 519	3 881	2 218
675 FLAT-ROLLED, ALLOY STEEL	127 401	26 668	15 314	098 EDIBLE PROD. PREPRTRS, NES	368	144	81
676 IRON, STL. BAR, SHAPES ETC.	162 806	16 568	9 501	112 ALCOHOLIC BEVERAGES	86 537	9 111	5 200
677 RAILWAY TRACK IRON, STEEL	287	81	49	244 CORK, NATURAL, RAW; WASTE	293	55	32
678 WIRE OF IRON OR STEEL	18 915	3 452	1 950	251 PULP AND WASTE PAPER	24 916	3 638	2 091
679 TUBES, PIPES, ETC. IRON, STL	193 251	28 298	15 983	269 WORN CLOTHING, TEXTL. ARTL	4 785	630	349
681 SILVER, PLATINUM, ETC.	15	114	68	278 OTHER CRUDE MINERALS	23 000	216	117
682 COPPER	10 327	4 704	2 705	288 NON-FERROUS WASTE, SCRAP	21 822	6 867	3 882
683 NICKEL	208	362	213	289 PREC. METAL DRES, CONCRTRS	1	1 720	933
684 ALUMINIUM	46 565	19 610	11 153	291 CRUDE ANIMAL MATERLS. NES	11	189	110
685 LEAD	42 742	5 285	3 071	334 PETROLEUM PRODUCTS	821 983	14 399	8 583
691 METALLIC STRUCTURES NES	3 278	3 356	1 931	551 ESSNTL. OIL, PERFUME, FLAVR	112	269	150
692 CONTAINERS, STORAGE, TRNSP	1 612	1 780	987	562 FERTILIZER, EXCEPT GRP272	336 529	12 074	6 885
693 WIRE PRODUCTS EXCL. ELECT	1 567	1 254	715	611 LEATHER	33	185	105
694 NAILS, SCREWS, NUTS, ETC.	3 170	4 460	2 481	625 RUBBER TYRES, TUBES, ETC.	264	140	83
695 TOOLS	2 475	10 020	5 662	633 CORK MANUFACTURES	1 474	257	142
697 HOUSEHOLD EQUIPMENT, NES	4 588	5 597	3 211	634 VENEERS, PLYWOOD, ETC.	5 036	1 023	589
699 MANUFACT. BASE METAL, NES	17 574	16 054	8 995	642 PAPER, PAPERBOARD, CUT ETC	3 885	3 138	1 791
700 CPL IND PLANT (84/85/87)	2 262	6 858	3 835	652 COTTON FABRICS, WOVEN	611	596	346
711 STEAM GENER. BOILERS, ETC.	434	984	567	657 SPECIAL YARN, TXTL. FABRIC	351	412	232
712 STEAM TURBINES	23	1 443	846	658 TEXTILE ARTICLES NES	191	712	397
713 INTRNL COMBUS PSTN ENGIN	52 100	136 604	77 066	659 FLOOR COVERINGS, ETC.	2 417	20 248	11 511
714 ENGINES, MOTORS NON-ELECT	47	6 821	3 869	663 MINERAL MANUFACTURES, NES	61	92	51
716 ROTATING ELECTRIC PLANT	4 429	11 801	6 691	695 TOOLS	629	598	341
718 DTH. POWR. GENRTRNG. MACHNRY	2 376	5 828	3 391	699 MANUFACT. BASE METAL, NES	96	192	111
721 AGRIC. MACHINES, EX. TRACTR	10 145	10 109	5 762	716 ROTATING ELECTRIC PLANT	23	311	178
722 TRACTORS	277	622	358	724 TEXTILE, LEATHER MACHINES	100	183	106
723 CIVIL ENGINEERING EQUIPT	16 228	24 833	14 236	726 PRINTNG, BOOKBINDNG MACHS	47	65	37
724 TEXTILE, LEATHER MACHINES	5 887	23 323	13 414	728 OTH. MACH, PTS, SPCL INDUSTR	13	75	43
725 PAPER, PULP MILL MACHINES	1 185	4 991	2 770	743 PUMPS NES, CENTRIFUGS ETC	330	266	154
726 PRINTNG, BOOKBINDNG MACHS	3 052	10 847	6 180	761 TELEVISION RECEIVERS ETC	633	1 695	969
727 FOOD-PROCESS. MCH. NON DOM	3 577	12 274	7 279	764 TELECOMM. EQUIP. PARTS NES	2 869	6 399	3 631
728 OTH. MACH, PTS, SPCL INDUSTR	11 470	40 436	22 975	771 ELECT POWER MACHNY, PARTS	2 549	11 995	6 833
731 METAL REMOVAL WORK TOOLS	1 209	8 125	4 589	772 ELEC. SWITCH, RELAY, CIRCUIT	8 852	49 348	28 156
733 MACH-TOOLS, METAL-WORKING	2 135	7 533	4 285	773 ELECTR DISTRIB. EQPT NES	13 618	37 485	21 425
735 PARTS, NES, FOR MACH-TOOLS	1 764	11 642	6 586	775 DOM. ELEC. NON-ELEC. EQUIPT	45	276	160
737 METALWORKING MACHNY NES	6 255	7 239	4 106	781 PASS. MOTOR VEHCLS. EX. BUS	79	99	56
741 HEATNG, COOLNG EQUIP, PART				784 PARTS, TRACTORS, MOTOR VEH	1 569	377	215
742 PUMPS FOR LIQUIDS, PARTS	6 267	32 255	18 313	791 RAILWAY VEHICLES. EQUIPNT	1 500	400	238
743 PUMPS NES, CENTRIFUGS ETC	4 080	13 817	7 863	792 AIRCRAFT, ASSOCTD. EQUIPNT	1	370	206
744 MECHANICAL HANDLNG EQUIP	4 483	12 624	7 150	831 TRUNK, SUIT-CASES, BAG, ETC	1 022	4 015	2 287
745 DTH. NONELEC MCH, TOOL, NES	1 234	10 386	5 896	841 MENS, BOYS CLOTHNG, X-KNIT	53 716	216 817	123 895
746 BALL OR ROLLER BEARINGS	830	3 393	1 925	842 WOMEN, GIRL CLOTHNG, X-KNIT	29 041	130 025	74 291
747 TAPS, COCKS, VALVES, ETC.	3 931	17 661	10 015	843 MENS, BOYS CLOTHING, KNIT	2 189	6 564	3 774
748 TRANSMISSIONS SHAFTS ETC	5 438	12 501	7 038	844 WOMEN, GIRLS CLOTHNG. KNIT	8 183	40 522	23 074
749 NON-ELECT MACH. PARTS, ETC	5 222	15 791	8 889	845 OTHR. TEXTILE APPAREL, NES	7 794	30 400	17 381
751 OFFICE MACHINES	41	330	190	846 CLOTHING ACCESSRS, FABRIC	7 034	28 158	16 131
752 AUTOMATC. DATA PROC. EQUIP	36	1 362	777	848 CLOTHNG, NONXTL; HEADGEAR	1 662	11 628	6 607
759 PARTS, FOR OFFICE MACHINS	4	145	80	851 FOOTWEAR	2 117	15 102	8 602
761 TELEVISION RECEIVERS ETC	10	244	143	874 MEASURE, CONTROL INSTRMNT	55	820	476
763 SOUND RECORDER, PHONOGRPH	3	222	125	884 OPTICAL GOODS NES	13	185	110
764 TELECOMM. EQUIP. PARTS NES	3 243	50 012	28 870	892 PRINTED MATTER	242	191	112
771 ELECT POWER MACHNY, PARTS	803	3 900	2 179	893 ARTICLES, NES, OF PLASTICS	50	157	93
772 ELEC. SWITCH, RELAY, CIRCUIT	1 729	11 345	6 431	894 BABY CARRIAGE, TOYS, GAMES	838	3 600	2 065
773 ELECTR DISTRIB. EQPT NES	13 150	16 749	9 816	896 WORKS OF ART, ANTIQUE ETC	3	103	58
774 ELECTRO-MEDCL. XRAY EQUIP	168	5 624	3 227				
775 DOM. ELEC. NON-ELEC. EQUIPT	45	403	224	EXPORTS	1 604 836	793 895	450 985
776 TRANSISTORS, VALVES, ETC.	10 821	17 994	10 233				
778 ELECTRIC. MACH. APPART. NES	13 010	20 510	11 661	001 LIVE ANIMALS	13 154	4 532	2 591
781 PASS. MOTOR VEHCLS. EX. BUS	7 541	18 230	10 314	011 BOVINE MEAT	657	95	56
782 GOODS, SPCL TRANSPORT VEH	5 404	10 008	5 521	022 MILK AND CREAM	15 320	3 207	1 827
783 ROAD MOTOR VEHICLES NES	326	625	355	023 BUTTER, OTHER FAT OF MILK	209	54	30
784 PARTS, TRACTORS, MOTOR VEH	50 545	97 197	55 221	043 BARLEY, UNMILLED	504 674	10 470	5 765
785 CYCLES, MOTORCYCLES ETC.	810	1 699	975	054 VEGETABLES	420	568	343
786 TRAILERS, SEMI-TRAILR, ETC	5 983	3 436	1 960	058 FRUIT, PRESERVED, PREPARED	63	53	30
791 RAILWAY VEHICLES. EQUIPNT	820	1 163	645	061 SUGARS, MOLASSES, HONEY	166 776	6 539	3 545

## 7 IMPORTS AND EXPORTS (SPECIAL TRADE) BY COUNTRIES OF PRODUCTION AND CONSUMPTION AND BY GROUPS OF THE SITC-REV. III 1988

GROUP DESCRIPTION	DT = 100 KG	1 000 DM	1 000 \$	GROUP DESCRIPTION	DT = 100 KG	1 000 DM	1 000 \$
098 EDIBLE PROD.PREPRTRS,NES	796	389	211	723 CIVIL ENGINEERING EQUIPT	2 302	4 008	2 307
112 ALCOHOLIC BEVERAGES	261	56	34	724 TEXTILE,LEATHER MACHINES	6 406	28 131	16 052
122 TOBACCO, MANUFACTURED	273	670	380	725 PAPER,PULP MILL MACHINES	638	1 961	1 087
232 SYNTHETIC RUBBER, ETC.	7 558	2 295	1 321	726 PRINTNG,BOOKBINDNG MACHS	312	1 774	976
247 WOOD ROUGH,ROUGH SQUARED	1 220	339	191	727 FOOD-PROCESS.MCH.NON DOM	333	1 627	926
248 WOOD, SIMPLY WORKED	2 308	289	170	728 OTH.MACH.PTS,SPCL INDUST	2 053	10 324	5 656
263 COTTON	312	66	38	731 METAL REMOVAL WORK TOOLS	252	1 109	619
266 SYNTHETIC FIBRES	5 458	1 268	717	733 MACH-TOOLS,METAL-WORKING	89	466	260
267 OTHER MAN-MADE FIBRES	1 103	315	181	735 PARTS, NES, FOR MACH-TOOLS	85	987	563
269 WORN CLOTHING,TEXTL.ARTL	37 814	3 316	1 859	737 METALWORKING MACHNRY NES	16	237	128
278 OTHER CRUDE MINERALS	15 253	286	161	741 HEATING, COOLING EQUIP, PART	-	-	-
292 CRUDE VEG.MATERIALS, NES	1 086	1 381	750	742 PUMPS FOR LIQUIDS,PARTS	2 000	6 318	3 532
321 COAL,NOT AGGLOMERATED	9 198	85	47	743 PUMPS NES,CENTRIFUGS ETC	708	3 022	1 694
334 PETROLEUM PRODUCTS	1 557	339	191	744 MECHANICAL HANDLING EQUIP	1 298	2 139	1 182
335 RESIDUAL PETROL. PRODUCTS	6 834	686	389	745 OTH.NONELEC MCH, TOOL, NES	558	3 062	1 749
421 FIXED VEG.FAT,OILS, SOFT	1 500	172	98	746 BALL OR ROLLER BEARINGS	71	429	241
422 FIXED VEG.FAT,OILS,OTHER	14 749	1 826	1 035	747 TAPS,COCKS,VALVES,ETC.	641	1 213	679
431 ANIMAL,VEG.FATS,OILS,NES	19 824	2 581	1 474	748 TRANSMISSIONS SHAFTS ETC	595	2 341	1 325
511 HYDROCARBONS,NES, DERIVTS	2 333	574	322	749 NON-ELECT MACH.PARTS,ETC	540	1 667	936
512 ALCOHOL,PHENOL,ETC.DERIV	950	353	201	751 OFFICE MACHINES	327	1 120	627
513 CARBOXYLIC ACIDS,DERIVTS	11 683	2 363	1 336	752 AUTOMATC.DATA PROC.EQUIP	92	444	252
514 NITROGEN-FUNCT.COMPOUNDS	1 712	686	396	759 PARTS, FOR OFFICE MACHINS	33	489	276
515 ORGANO-INORGANIC CPNDNS	3 005	666	385	761 TELEVISION RECEIVERS ETC	9	66	34
516 OTHER ORGANIC CHEMICALS	309	287	161	763 SOUND RECORDER,PHONOGRPH	15	277	158
522 INORGANIC CHEM.ELEMENTS	6 535	1 513	869	764 TELECOMM.EQUIP.PARTS NES	6 012	18 351	10 391
523 METAL.SALTS,INORGAN.ACID	16 877	1 726	975	771 ELECT PWR MACHNY,PARTS	3 390	8 583	4 922
524 OTHER CHEMICAL COMPOUNDS	6 887	628	357	772 ELEC.SWITCH.RELAY.CIRCUT	9 462	38 838	22 155
531 SYNTH.COLOURS,LAKES,ETC.	3 483	6 941	3 940	773 ELECTR DISTRIBT.EQPT NES	7 487	9 983	5 655
532 DYEING,TANNING MATERIALS	6 744	1 355	777	774 ELECTRO-MEDCL.XRAY EQUIP	331	4 197	2 334
533 PIGMENTS, PAINTS, ETC.	12 436	6 181	3 477	775 DOM.ELEC,NON-ELEC.EQUIPT	270	810	454
541 MEDICINES,ETC.EXC.GRP542	85	1 265	711	776 TRANSISTORS,VALVES,ETC.	2 631	4 442	2 532
542 MEDICAMENTS	36	179	100	778 ELECTRIC.MACH.APPART.NES	3 868	5 928	3 349
551 ESSNTL.OIL,PERFUME,FLAVR	435	1 313	739	781 PASS.MOTOR VEHCLS.EX.BUS	8 994	15 644	8 767
553 PERFUMERY COSMETICS,ETC.	36	295	165	782 GOODS,SPCL TRANSPORT VEH	2 412	3 987	2 256
554 SOAP,CLEANERS,POLISH,ETC	5 153	1 752	978	783 ROAD MOTOR VEHICLES NES	14 538	12 638	7 315
562 FERTILIZER,EXCEPT GRP272	2 793	104	59	784 PARTS,TRACTORS,MOTOR VEH	13 860	23 099	13 030
571 POLYMERS OF ETHYLENE	11 150	2 442	1 362	785 CYCLES,MOTORCYCLES ETC.	17	102	56
572 POLYMERS OF STYRENE	4 952	1 591	917	786 TRAILERS,SEMI-TRAILR,ETC	1 526	931	529
573 POLYMERS,VINYL CHLORIDE	9 929	2 152	1 216	791 RAILWAY VEHICLES.EQUIPNT	375	1 384	792
574 POLYACETAL,POLYCARBONATE	6 647	2 375	1 349	792 AIRCRAFT,ASSOCTD.EQUIPNT	2	156	90
575 OTH.PLASTIC,PRIMARY FORM	40 879	8 539	4 862	793 SHIP,BOAT,FLDAT.STRUCTRS	22	133	70
581 PLASTIC TUBE,PIPE,HOSE	2 059	2 529	1 446	812 PLUMBNG,SANITRY,EQPT.ETC	165	86	49
582 PLASTIC PLATE,SHEETS,ETC	7 996	4 531	2 601	813 LIGHTNG FIXTURES ETC.NES	225	512	281
591 INSECTICIDES, ETC.	609	639	353	821 FURNITURE,CUSHIONS,ETC.	1 213	1 295	717
592 STARCHES,INULIN,ETC.	2 389	815	461	831 TRUNK,SUIT-CASES,BAG,ETC	104	89	50
597 PREPRD ADDITIVES,LIQUIDS	3 540	1 054	608	841 MENS,BOYS CLOTHNG,X-KNIT	3 417	14 443	8 310
598 MISC.CHEMICAL PRDTS.NES	31 884	7 266	4 163	842 WOMEN,GIRL CLOTHING,XKNIT	2 220	8 849	5 034
611 LEATHER	3 311	11 589	6 595	843 MENS,BOYS CLOTHING,KNIT	2 369	3 250	1 848
612 MANUFACT. LEATHER ETC.NES	28	323	190	844 WOMEN,GIRLS CLOTHNG.KNIT	1 279	4 262	2 438
613 FURSKINS,TANNED,DRESSED	101	3 679	2 084	845 OTHR.TEXTILE APPAREL,NES	3 583	11 387	6 485
621 MATERIALS OF RUBBER	614	467	264	846 CLOTHING ACCESSRS,FABRIC	9 430	29 836	17 055
625 RUBBER TYRES,TUBES,ETC.	204	175	98	848 CLOTHNG,NONTEXTL;HEADGEAR	898	2 051	1 165
629 ARTICLES OF RUBBER, NES	358	1 490	847	851 FOOTWEAR	149	392	223
635 WOOD MANUFACTURES, NES	147	127	69	871 OPTICAL INSTRUMENTS,NES	11	447	252
641 PAPER AND PAPERBOARD	13 335	4 032	2 272	872 MEDICAL INSTRUMENTS NES	446	3 108	1 781
642 PAPER,PAPERBOARD,CUT ETC	7 601	3 072	1 730	879 METERS,COUNTERS,NES	2	148	81
651 TEXTILE YARN	7 515	10 817	6 159	874 MEASURE,CONTROL INSTRMNT	331	7 463	4 247
652 COTTON FABRICS, WOVEN	48 712	112 229	64 150	881 PHOTOGRAPH APPAR.ETC.NES	69	524	291
653 FABRICS,MAN-MADE FIBRES	26 422	70 587	40 218	882 PHOTO.CINEMATOGPH.SUPPL	4 964	6 442	3 692
654 OTH.TEXTILE FABRIC,WOVEN	2 158	7 606	4 312	884 OPTICAL GOODS NES	19	107	60
655 KNIT.CROCHET.FABRIC NES	11 183	24 013	13 744	885 WATCHES AND CLOCKS	74	592	332
656 TULLE,LACE,EMBROIDRY.ETC	1 154	6 654	3 802	892 PRINTED MATTER	2 990	2 903	1 628
657 SPECIAL YARN,XTXL.FABRIC	4 854	10 205	5 833	893 ARTICLES,NES,OF PLASTICS	4 040	4 706	2 674
658 TEXTILE ARTICLES NES	558	1 679	951	894 BABY CARRIAGE,TOYS,GAMES	636	556	316
659 FLOOR COVERINGS,ETC.	97	219	122	895 OFFICE,STATIONERY SUPPLS	739	1 496	849
661 LIME,CEMENT,CONSTR.MATRL	5 010	101	54	896 WORKS OF ART,ANTIQUE ETC	1	84	45
662 CLAY,REFRCT.CONSTR.MATRL	21 385	3 132	1 756	897 GOLD,SILVERWARE,JEWL NES	16	3 061	1 629
663 MINERAL MANUFACTURES,NES	1 265	980	551	898 MUSICAL INSTRUMENTS,ETC.	471	1 271	716
664 GLASS	10 571	1 003	579	899 MISC MANUFCTRD GOODS NES	1 783	8 503	4 845
665 GLASSWARE	400	425	243				
671 PIG IRON,SPIEGELEISN,ETC	1 100	171	102	LIBYA			
673 FLAT-ROLLED IRON ETC.	193 133	14 945	8 458				
674 FLAT-ROLLED PLATED IRON	25 876	3 028	1 764	IMPORTS	117 184 385	2 680 048	1 518 611
675 FLAT-ROLLED, ALLOY STEEL	3 325	1 153	644				
676 IRON, STL.BAR,SHAPES ETC.	4 094	294	169	288 NON-FERROUS WASTE,SCRAP	4 029	1 600	884
678 WIRE OF IRON OR STEEL	5 246	1 078	614	333 PETROLEUM OILS, CRUDE	111 902 477	2 515 676	1 425 695
679 TUBES,PIPES,ETC. IRON,STL	3 889	1 269	722	334 PETROLEUM PRODUCTS	4 407 701	97 518	55 407
682 COPPER	1 498	1 280	722	335 RESIDUAL PETROL.PRODUCTS	247 609	8 025	4 765
683 NICKEL	12	57	32	342 LIQUEFIED PROPANE,BUTANE	8 928	432	262
684 ALUMINIUM	1 738	1 597	908	344 PETROLEUM GASES, NES	140 203	4 048	2 356
686 ZINC	1 267	245	149	511 HYDROCARBONS,NES,DERIVTS	248 103	19 575	11 102
687 TIN	91	136	77	512 ALCOHOL,PHENOL,ETC.DERIV	183 113	5 427	3 188
691 METALLIC STRUCTURES NES	1 930	976	571	712 STEAM TURBINES	119	884	497
692 CONTAINERS,STORAGE,TRNSP	1 213	907	502	714 ENGINES,MOTORS NON-ELECT	4	50	30
693 WIRE PRODUCTS EXCL.ELECT	37	115	64	716 ROTATING ELECTRIC PLANT	158	326	193
694 NAILS,SCREWS,NUTS,ETC.	553	720	396	723 CIVIL ENGINEERING EQUIPT	973	547	325
695 TOOLS	918	2 054	1 158	743 PUMPS NES,CENTRIFUGS ETC	41	141	84
696 CUTLERY	76	226	128	749 NON-ELECT MACH.PARTS,ETC	23	123	68
697 HOUSEHOLD EQUIPMENT,NES	1 136	626	351	781 PASS.MOTOR VEHCLS.EX.BUS	369	497	293
699 MANUFACTS.BASE METAL,NES	6 492	7 935	4 473	793 SHIP,BOAT,FLDAT.STRUCTRS	241	65	37
700 CPL IND PLANT (84/85/87)	243	220	126	845 OTHR.TEXTILE APPAREL,NES	46	54	30
711 STEAM GENER. BOILERS,ETC.	297	720	405	874 MEASURE,CONTROL INSTRMNT	7	422	237
712 STEAM TURBINES	24	258	142				
713 INTRNL COMBUS PSTN ENGIN	4 259	11 813	6 662	EXPORTS	2 823 769	1 083 998	617 185
714 ENGINES,MOTORS NON-ELECT	9	774	437				
716 ROTATING ELECTRIC PLANT	345	1 577	887	001 LIVE ANIMALS	11 367	3 238	1 866
718 OTH.POWR.GENRTRNG.MACHNRY	22	659	359	011 BOVINE MEAT	2 868	1 063	599
721 AGRIC.MACHINES,EX.TRACTR	3 325	3 432	1 979	012 OTHER MEAT, MEAT OFFAL	406	271	154
722 TRACTORS	167	179	96	017 MEAT,OFFL.PRPD,PRSD,NES	85	83	47



7 IMPORTS AND EXPORTS (SPECIAL TRADE) BY COUNTRIES OF PRODUCTION AND CONSUMPTION AND BY GROUPS OF THE SITC-REV. III 1988

GROUP DESCRIPTION	DT = 100 KG	1 000 DM	1 000 \$	GROUP DESCRIPTION	DT = 100 KG	1 000 DM	1 000 \$
022 MILK AND CREAM	147 438	26 347	14 951	714 ENGINES, MOTORS NON-ELECT	37	438	250
023 BUTTER, OTHER FAT OF MILK	99	65	35	716 ROTATING ELECTRIC PLANT	4 581	13 100	7 502
024 CHEESE AND CURD	18 199	5 681	3 278	718 OTH. POWR. GENRTNG. MACHNRY	28	214	121
025 EGGS, BIRDS, YOLKS, ALBUMIN	496	102	58	721 AGRIC. MACHINES, EX. TRACTR	10 047	13 310	7 644
041 WHEAT, MESLIN, UNMILLED	222 300	2 984	1 758	722 TRACTORS	35	83	49
043 BARLEY, UNMILLED	366 359	4 596	2 739	723 CIVIL ENGINEERING EQUIPT	43 289	68 046	39 156
046 MEAL, FLOUR OF WHEAT, MSLN	149 456	3 208	1 885	724 TEXTILE, LEATHER MACHINES	836	7 992	4 560
048 CEREAL PREPARATIONS	119	69	42	725 PAPER, PULP MILL MACHINES	452	3 389	1 532
058 FRUIT, PRESERVED, PREPARED	252	108	59	726 PRINTNG, BOOKBINDNG MACHS	172	1 223	675
059 FRUIT, VEGETABLE JUICES	2 263	284	153	727 FOOD-PROCESS. MCH. NON DOM	175	1 076	614
061 SUGARS, MOLASSES, HONEY	169 711	6 448	3 639	728 OTH. MACH, PTS, SPLC INDUST	9 187	38 108	21 381
071 COFFEE, COFFEE SUBSTITUTE	37	85	47	731 METAL REMOVAL WORK TOOLS	450	2 765	1 655
073 CHOCOLATE, OTH. COCOA PREP	9 212	3 389	1 975	733 MACH-TOOLS, METAL-WORKING	1 006	4 531	2 546
081 ANIMAL FEED STUFF	187	187	107	735 PARTS, NES, FOR MACH-TOOLS	317	4 096	2 300
098 EDIBLE PROD. PREPRTNS, NES	230	98	50	737 METALWORKING MACHNRY NES	1 068	4 356	2 435
111 NON-ALCOHOL. BEVERAGE, NES	576	129	81	741 HEATING, COOLNG EQUIP, PART	*	*	*
122 TOBACCO, MANUFACTURED	44	99	57	742 PUMPS FOR LIQUIDS, PARTS	7 885	33 322	18 868
232 SYNTHETIC RUBBER, ETC.	394	93	56	743 PUMPS NES, CENTRIFUGS ETC	2 597	13 919	7 893
248 WOOD, SIMPLY WORKED	6 225	484	278	744 MECHANICAL HANDLING EQUIP	7 057	12 661	7 248
265 SYNTHETIC FIBRES	6 367	2 610	1 554	745 OTH. NONELEC MCH, TOOL, NES	6 382	14 828	8 389
273 STONE, SAND AND GRAVEL	11 596	212	118	746 BALL OR ROLLER BEARINGS	426	1 422	805
278 OTHER CRUDE MINERALS	69 496	1 177	681	747 TAPS, COCKS, VALVES, ETC.	2 174	8 475	4 830
285 ALUMINIUM ORE, CONCTR. ETC	495	396	182	748 TRANSMISSIONS SHAFTS ETC	439	3 182	1 824
292 CRUDE VEG. MATERIALS, NES	275	369	210	749 NON-ELECT MACH. PARTS, ETC	1 917	4 621	2 617
334 PETROLEUM PRODUCTS	2 360	1 227	672	751 OFFICE MACHINES	393	2 140	1 216
335 RESIDUAL PETROL. PRODUCTS	1 443	183	102	752 AUTOMATC. DATA PROC. EQUIP	192	9 101	5 031
421 FIXED VEG. FAT, OILS, SOFT	999	112	66	755 PARTS, FOR OFFICE MACHINS	199	9 047	5 260
422 FIXED VEG. FAT, OILS, OTHER	111	108	61	761 TELEVISION RECEIVERS ETC	34	193	112
511 HYDROCARBONS, NES, DERIVTS	339	172	96	762 RADIO-BROADCAST RECEIVER	6	59	30
512 ALCOHOL, PHENOL, ETC. DERIV	678	249	141	763 SOUND RECORDER, PHONOGRPH	14	363	212
513 CARBOXYLIC ACIDS, DERIVTS	3 933	771	440	764 TELECOMM. EQUIP. PARTS NES	1 392	20 291	11 575
514 NITROGEN-FUNCT. COMPOUNDS	11 853	4 296	2 377	771 ELECT POWER MACHNY, PARTS	11 558	15 324	8 711
515 ORGANO-INORGANIC COMPNDS	10 462	2 152	1 220	772 ELEC. SWITCH. RELAY. CIRCUIT	4 243	19 539	11 168
516 OTHER ORGANIC CHEMICALS	929	808	445	773 ELECTR. DISTRIB. EQPT NES	7 749	6 371	3 586
522 INORGANIC CHEM. ELEMENTS	12 857	1 523	878	774 ELECTRO-MEDCL, XRAY EQUIP	364	7 721	4 475
523 METAL. SALTS, INDRGAN. ACID	30 260	1 964	1 118	775 DOM. ELEC. NON-ELEC. EQUIPT	234	642	364
524 OTHER CHEMICAL COMPOUNDS	106	109	65	776 TRANSISTORS, VALVES, ETC.	18	921	522
531 SYNTH. COLOURS, LAKES, ETC.	472	697	399	778 ELECTRIC. MACH. APPART. NES	15 949	19 317	10 968
532 DYEING, TANNING MATERIALS	3 816	937	537	781 PASS. MOTOR VEHCLS. EX. BUS	7 783	15 233	8 533
533 PIGMENTS, PAINTS, ETC.	54 113	8 710	4 908	782 GOODS, SPCL TRANSPORT VEH	32 398	42 063	23 851
541 MEDICINES, ETC. EXC. GRP542	258	1 340	757	783 ROAD MOTOR VEHICLES NES	6 140	14 324	8 145
542 MEDICAMENTS	3 557	16 063	8 989	784 PARTS, TRACTORS, MOTOR VEH	14 143	57 423	33 055
551 ESSNTL. OIL, PERFUME, FLAVR	374	325	179	785 CYCLES, MOTORCYCLES ETC.	200	1 062	612
553 PERFUMERY, COSMETICS, ETC.	2 033	1 031	615	786 TRAILERS, SEMI-TRAILR. ETC	8 513	6 614	3 664
554 SOAP, CLEANERS, POLISH, ETC	2 190	814	460	781 RAILWAY VEHICLES. EQUIPNT	6 148	7 763	4 636
562 FERTILIZER, EXCEPT GRP272	35 108	440	257	800 CPL IND PLANT CHAP 90/94	61	5 383	3 137
571 POLYMERS OF ETHYLENE	38 683	7 763	4 423	811 PREFABRICATED BUILDINGS	4 812	3 925	2 297
572 POLYMERS OF STYRENE	22 410	7 603	4 406	812 PLUMBING, SANITRY, EQPT. ETC	419	572	320
573 POLYMERS, VINYL CHLORIDE	7 019	1 655	940	813 LIGHTNG FIXTURES ETC. NES	655	2 689	1 551
574 POLYACETAL, POLYCARBONATE	4 245	1 929	1 077	821 FURNITURE, CUSHIONS, ETC.	4 350	7 969	4 551
575 OTH. PLASTIC, PRIMARY FORM	12 327	3 327	1 885	831 TRUNK, SUIT-CASES, BAG, ETC	5	68	40
581 PLASTIC TUBE, PIPE, HOSE	13 086	5 050	2 866	841 MENS, BOYS CLOTHNG, X-KHIT	55	191	110
582 PLASTIC PLATE, SHEETS, ETC	4 748	2 541	1 471	842 WOMEN, GIRL CLOTHNG, XKHIT	30	110	60
583 MONOFILAMENT OF PLASTICS	2 220	1 185	104	845 OTHR. TEXTILE APPAREL, NES	8	115	67
591 INSECTICIDES, ETC.	2 285	4 405	2 512	846 CLOTHING ACCESSRS, FABRIC	21	123	74
592 STARCHES, INULIN, ETC.	1 581	877	507	848 CLOTHING, NONTKL; HEADGEAR	289	884	494
593 EXPLOSIVES, PYROTECHNICS	2 208	2 503	1 395	851 FOOTWEAR	13	118	65
597 PREPRD ADDITIVES, LIQUIDS	1 496	1 020	590	871 OPTICAL INSTRUMENTS, NES	37	1 817	1 013
598 MISC. CHEMICAL PRODS. NES	25 842	7 761	4 396	872 MEDICAL INSTRUMENTS NES	4 471	17 052	9 723
600 CPL IND PLANT CHAP 69-76	4 431	7 889	4 533	873 METERS, COUNTERS, NES	17	187	104
621 MATERIALS OF RUBBER	239	553	323	874 MEASURE, CONTROL INSTRMNT	4 380	12 012	6 947
625 RUBBER TYRES, TUBES, ETC.	2 086	1 741	985	881 PHOTOGRAPH APPAR. ETC. NES	65	1 243	684
629 ARTICLES OF RUBBER, NES	765	1 761	1 015	882 PHOTD. CINEMATOPHR. SUPPL	1 362	3 599	2 070
634 VENEERS, PLYWOOD, ETC.	2 650	344	196	884 OPTICAL GOODS NES	1	171	94
635 WOOD MANUFACTURES, NES	1 831	434	246	885 WATCHES AND CLOCKS	6	112	64
641 PAPER AND PAPERBOARD	28 585	3 786	2 111	891 ARMS AND AMMUNITION	3	74	43
642 PAPER, PAPERBOARD, CUT ETC	33 257	13 003	7 305	892 PRINTED MATTER	676	1 929	1 125
651 TEXTILE YARN	444	1 089	627	893 ARTICLES, NES, OF PLASTICS	5 161	4 113	2 377
656 TULLE, LACE, EMBROIDRY. ETC	64	234	127	894 BABY CARRIAGE, TOYS, GAMES	1 104	1 023	574
657 SPECIAL YARN, TXTL. FABRIC	2 348	2 824	1 539	895 OFFICE, STATIONERY SUPPLS	295	964	552
658 TEXTILE ARTICLES NES	270	767	445	898 MUSICAL INSTRUMENTS, ETC.	222	5 982	3 416
659 FLOOR COVERINGS, ETC.	182	252	143	899 MISC MANUFCTRD GOODS NES	191	771	427
661 LIME, CEMENT, CONSTR. MATRL	2 899	430	241	941 COMPL IND PLANT CHAPT 99	8 382	8 956	5 060
662 CLAY, REFRCT. CONSTR. MATRL	52 664	5 780	3 222				
663 MINERAL MANUFACTURES, NES	9 415	1 872	1 051	EGYPT			
664 GLASS	436	886	525				
665 GLASSWARE	506	834	471	IMPORTS	3 416 462	325 302	185 953
666 POTTERY	13	67	37				
673 FLAT-ROLLED IRON ETC.	338 047	25 419	14 262	001 LIVE ANIMALS	17	70	40
674 FLAT-ROLLED PLATED IRON	33 325	3 321	2 007	034 FISH, FRESH, CHILLED, FROZN	260	551	322
675 FLAT-ROLLED, ALLDY STEEL	1 474	4 098	2 204	036 CRUSTACEANS, MOLLUSCS ETC	34	83	48
676 IRON, STL. BAR, SHAPES ETC.	95 533	12 626	7 234	054 VEGETABLES	80 630	5 758	3 351
678 WIRE OF IRON OR STEEL	77 904	13 439	7 692	056 VEGETABLES, PRPD, PRSD, NES	14 926	4 689	2 667
679 TUBES, PIPES, ETC. IRON, STL	191 649	36 801	20 821	057 FRUIT, NUTS EXCL. OIL NUTS	3 848	350	201
681 SILVER, PLATINUM, ETC.	5	500	294	059 FRUIT, VEGETABLE JUICES	567	180	106
682 COPPER	175	249	142	061 SUGARS, MOLASSES, HONEY	61 924	1 057	612
684 ALUMINIUM	14 745	8 112	4 651	075 SPICES	2 462	449	252
686 ZINC	14 002	1 974	1 046	081 ANIMAL FEED STUFF	32 712	1 069	580
691 METALLIC STRUCTURES NES	25 975	17 243	10 069	222 OILSEED(SFT. FIX VEG. OIL)	6 532	807	344
692 CONTAINERS, STORAGE, TRNSP	32 983	16 971	9 751	263 COTTON	44 047	22 711	13 284
693 WIRE PRODUCTS EXCL. ELECT	26 239	4 253	2 426	266 SYNTHETIC FIBRES	1 000	232	127
694 NAILS, SCREWS, NUTS, ETC.	1 479	987	552	267 OTHER MAN-MADE FIBRES	1 968	108	64
695 TOOLS	3 735	7 804	4 474	269 WORN CLOTHING, TEXTL. ARTL	450	110	60
697 HOUSEHOLD EQUIPMENT, NES	150	419	234	282 FERROUS WASTE AND SCRAP	880	180	102
699 MANUFACTS. BASE METAL, NES	16 315	11 047	6 281	288 NON-FERROUS WASTE, SCRAP	222	87	50
700 CPL IND PLANT (84/85/87)	12 342	47 959	27 118	289 PREC. METAL ORES, CONCTRTS	1	1 075	575
711 STEAM GENER. BOILERS, ETC.	546	1 474	846	291 CRUDE ANIMAL MATERLS. NES	2 090	2 490	1 401
712 STEAM TURBINES	1 181	12 829	7 311	292 CRUDE VEG. MATERIALS, NES	17 657	6 964	3 953
713 INTRNL COMBUS PSTN ENGIN	5 190	30 087	17 070	333 PETROLEUM OILS, CRUDE	1 632 073	32 777	18 725

7 IMPORTS AND EXPORTS (SPECIAL TRADE) BY COUNTRIES OF PRODUCTION AND CONSUMPTION AND BY GROUPS OF THE SITC-REV. III 1988

GROUP DESCRIPTION	DT = 100 KG	1 000 DM	1 000 \$	GROUP DESCRIPTION	DT = 100 KG	1 000 DM	1 000 \$
334 PETROLEUM PRODUCTS	764 605	19 808	11 636	522 INORGANIC CHEM.ELEMENTS	41 466	6 392	3 615
335 RESIDUAL PETROL PRODUCTS	263 389	7 563	4 246	523 METAL. SALTS, INORGAN. ACID	97 063	10 202	5 839
512 ALCOHOL, PHENOL, ETC. DERIV	24 476	2 715	1 510	524 OTHER CHEMICAL COMPOUNDS	16 068	3 113	1 812
515 ORGANO-INORGANIC COMPNDS	100	256	151	525 RADIO-ACTIVE MATERIALS		214	122
631 SYNTH. COLOURS, LAKES, ETC.	47	175	98	531 SYNTH. COLOURS, LAKES, ETC.	6 561	21 655	12 312
641 MEDICINES, ETC. EXC. GRP542	18	110	63	532 DYEING, TANNING MATERIALS	5 650	1 330	768
542 MEDICAMENTS	15	330	175	533 PIGMENTS, PAINTS, ETC.	52 843	16 415	9 485
551 ESSNTL. OIL, PERFUME, FLAVR	35	575	325	541 MEDICINES, ETC. EXC. GRP542	3 704	28 869	16 483
598 MISC. CHEMICAL PRODTS. NES	2 327	314	185	542 MEDICAMENTS	3 832	31 066	17 721
611 LEATHER	381	835	496	551 ESSNTL. OIL, PERFUME, FLAVR	1 284	4 861	2 859
651 TEXTILE YARN	96 107	78 476	44 896	553 PERFUMERY, COSMETICS, ETC.	3 514	1 915	1 082
652 COTTON FABRICS, WOVEN	14 557	10 223	5 860	554 SOAP, CLEANERS, POLISH, ETC.	14 298	5 390	3 099
658 TEXTILE ARTICLES NES	1 277	1 326	748	562 FERTILIZER, EXCEPT GRP272	152 188	4 719	2 837
659 FLOOR COVERINGS, ETC.	1 786	2 612	1 502	571 POLYMERS OF ETHYLENE	46 272	9 236	5 305
661 LIME, CEMENT, CONSTR. MATRL	19 116	365	209	572 POLYMERS OF STYRENE	31 708	8 698	4 967
671 PIG IRON, SPIEGELEISN, ETC	22 079	2 204	1 333	573 POLYMERS, VINYL CHLORIDE	72 983	14 398	8 312
673 FLAT-ROLLED IRON ETC.	896	53	32	574 POLYACETAL, POLYCARBONATE	26 926	9 563	5 392
676 IRON, STL. BAR, SHAPES ETC.	145 221	8 290	4 684	575 OTH. PLASTIC, PRIMARY FORM	67 968	23 551	13 483
684 ALUMINIUM	137 741	54 496	30 741	579 PLASTIC WASTE, SCRAP ETC	2 164	227	135
695 TOOLS	38	109	63	581 PLASTIC TUBE, PIPE, HOSE	5 721	2 109	1 200
697 HOUSEHOLD EQUIPMENT, NES	107	141	82	582 PLASTIC PLATE, SHEETS, ETC	10 114	6 830	3 904
712 STEAM TURBINES	381	2 015	1 148	583 MONOFILAMENT OF PLASTICS	283	192	111
713 INTRNL COMBUS PSTN ENGIN	582	2 322	1 259	591 INSECTICIDES, ETC.	9 592	17 015	9 725
714 ENGINES, MOTORS NON-ELECT	14	1 832	1 083	592 STARCHES, INULIN, ETC.	4 807	1 774	1 027
716 ROTATING ELECTRIC PLANT	102	206	112	597 PREPRD ADDITIVES, LIQUIDS	7 191	2 515	1 397
741 HEATING, COOLNG EQUIP, PART	6	104	62	598 MISC. CHEMICAL PRODTS. NES	50 251	19 173	10 925
742 PUMPS FOR LIQUIDS, PARTS	101	87	49	600 CPL IND PLANT CHAP 69-76	15 113	8 488	4 859
743 PUMPS NES, CENTRIFUGS ETC	13	172	91	611 LEATHER	174	53	30
752 AUTOMATC. DATA PROC. EQUIP	11	215	117	612 MANUFACT. LEATHER ETC. NES	34	108	61
764 TELECOMM. EQUIP. PARTS NES	125	125	70	621 MATERIALS OF RUBBER	1 946	1 821	1 035
771 ELECT POWR MACHNY. PARTS	117	88	48	625 RUBBER TYRES, TUBES, ETC.	3 580	2 615	1 466
778 ELECTRIC. MACH. APPART. NES	5	135	78	629 ARTICLES OF RUBBER, NES	2 781	4 977	2 847
781 PASS. MOTOR VEHCLS. EX. BUS	179	309	165	634 VENEERS, PLYWOOD, ETC.	11 965	5 409	3 116
786 TRAILERS, SEMI-TRAILER, ETC	55	94	56	635 WOOD MANUFACTURES, NES	517	267	152
792 AIRCRAFT, ASSOCTD. EQUIPNT	14	112	64	641 PAPER AND PAPERBOARD	66 782	14 380	8 164
821 FURNITURE, CUSHIONS, ETC.	151	158	87	642 PAPER, PAPERBOARD, CUT ETC	19 795	5 708	3 212
831 TRUNK, SUIT-CASES, BAG, ETC	323	2 420	1 372	651 TEXTILE YARN	27 183	9 930	5 631
841 MENS, BOYS CLOTHING, X-KNIT	895	1 666	950	652 COTTON FABRICS, WOVEN	223	460	266
842 WOMEN, GIRL CLOTHING, XKNIT	741	1 837	1 061	653 FABRICS, MAN-MADE FIBRES	870	2 341	1 352
843 MENS, BOYS CLOTHING, KNIT	615	1 459	849	654 OTH. TEXTILE FABRIC, WOVEN	46	205	112
844 WOMEN, GIRLS CLOTHING, KNIT	687	1 377	781	655 KNIT, CROCHET, FABRIC NES	52	113	66
845 OTHR. TEXTILE APPAREL, NES	5 125	10 666	6 111	656 TULLE, LACE, EMBROIDRY, ETC	6	62	33
848 CLOTHING, NONXTL; HEADGEAR	67	708	418	657 SPECIAL YARN, TXTL. FABRIC	1 687	3 934	2 226
851 FOOTWEAR	276	787	460	658 TEXTILE ARTICLES NES	289	204	115
871 OPTICAL INSTRUMENTS, NES	2	85	49	659 FLOOR COVERINGS, ETC.	138	548	309
872 MEDICAL INSTRUMENTS NES	2	68	39	661 LIME, CEMENT, CONSTR. MATRL	334 125	7 209	4 105
874 MEASURE, CONTROL INSTRMNT	6	440	254	662 CLAY, REFRCT. CONSTR. MATRL	99 079	14 638	8 292
881 PHOTOGRAPH APPAR. ETC. NES		74	40	663 MNERAL MANUFACTURES, NES	16 408	7 331	4 126
884 OPTICAL GOODS NES	6	103	58	664 GLASS	1 048	610	342
892 PRINTED MATTER	359	456	261	665 GLASSWARE	2 138	2 281	1 276
896 WORKS OF ART, ANTIQUE ETC	12	917	521	666 POTTERY	192	257	146
897 GOLD, SILVERWARE, JEWEL NES	10	104	59	667 PEARLS, PRECIOUS STONES	.	.	.
961 COIN NONGOLD NONCURRENT		60	35	671 PIG IRON, SPIEGELEISN, ETC	4 440	992	560
				672 INGOTS ETC. IRON OR STEEL	308	96	57
EXPORTS	4 174 941	1 968 215	1 117 372	673 FLAT-ROLLED IRON ETC.	250 081	20 955	11 821
001 LIVE ANIMALS	1 225	6 991	4 013	674 FLAT-ROLLED PLATED IRON	70 352	7 321	4 176
011 BOVINE MEAT	393 766	95 667	54 622	675 FLAT-ROLLED, ALLOY STEEL	38 511	12 458	7 007
012 OTHER MEAT, MEAT OFFAL	428	93	49	676 IRON, STL. BAR, SHAPES ETC.	48 200	6 764	3 827
022 MILK AND CREAM	57 398	12 759	7 259	677 RAILWAY TRACK IRON, STEEL	8 431	1 270	724
023 BUTTER, OTHER FAT OF MILK	50 590	12 785	7 178	678 WIRE OF IRON OR STEEL	2 568	744	422
024 CHEESE AND CURD	4 194	1 188	652	681 SILVER, PLATINUM, ETC.	60	484	268
025 EGGS, BIRDS, YDLKS, ALBUMIN	4 346	2 080	1 174	682 COPPER	6 568	5 004	2 901
048 CEREAL PREPARATIONS	84	95	53	683 NICKEL	50	338	200
054 VEGETABLES	7 221	305	184	684 ALUMINIUM	3 987	3 153	1 844
056 VEGETABLES, PRPD, PRSVD, NES	478	202	117	686 ZINC	7 295	1 118	616
061 SUGARS, MOLASSES, HONEY	480 727	20 669	11 513	691 METALLIC STRUCTURES NES	7 010	3 860	2 240
071 COFFEE, COFFEE SUBSTITUTE	162	195	107	692 CONTAINERS, STORAGE, TRNSP	2 982	2 586	1 482
072 COCOA	5 685	1 629	932	693 WIRE PRODUCTS EXCL. ELECT	5 562	2 116	1 203
081 ANIMAL FEED STUFF	31 609	2 822	1 595	694 NAILS, SCREWS, NUTS, ETC.	6 297	3 880	2 190
098 EDIBLE PROD. PREPRTNS, NES	3 986	2 747	1 538	695 TOOLS	3 969	11 275	6 367
111 NON-ALCOHOL. BEVERAGE, NES	433	108	60	696 CUTLERY	233	1 372	777
112 ALCOHOLIC BEVERAGES	4 696	1 006	571	697 HOUSEHOLD EQUIPMENT, NES	141	367	207
121 TOBACCO, UNMANUFACTURED	206	154	84	699 MANUFACTS. BASE METAL, NES	19 819	15 630	8 841
122 TOBACCO, MANUFACTURED	43	65	35	700 CPL IND PLANT (84/85/87)	35 389	155 555	87 473
232 SYNTHETIC RUBBER, ETC.	16 128	3 670	2 079	711 STEAM GENER. BOILERS, ETC.	7 563	13 396	7 672
247 WOOD ROUGH, ROUGH SQUARED	6 859	488	292	712 STEAM TURBINES	5 157	23 748	13 272
248 WOOD, SIMPLY WORKED	3 242	290	168	713 INTRNL COMBUS PSTN ENGIN	21 011	39 557	22 578
251 PULP AND WASTE PAPER	28 436	3 824	2 101	714 ENGINES, MOTORS NON-ELECT	188	23 684	13 685
266 SYNTHETIC FIBRES	32 013	10 908	6 232	716 ROTATING ELECTRIC PLANT	5 195	13 013	7 251
267 OTHER MAN-MADE FIBRES	5 034	2 826	1 599	718 OTH. POWR. GENRNG. MACHNRY	794	4 374	2 509
269 WORN CLOTHING, TEXTL. ARTL	884	110	65	721 AGRIC. MACHINES, EX. TRACTR	922	2 098	1 163
273 STONE, SAND AND GRAVEL	3 456	148	84	722 TRACTORS	1 158	892	511
274 SULPHUR, UNRSTD. IRON PYRS	1 869	112	63	723 CIVIL ENGINEERING EQUIPT	11 274	18 035	10 192
278 OTHER CRUDE MINERALS	7 284	794	450	724 TEXTILE, LEATHER MACHINES	23 881	82 605	46 930
285 ALUMINIUM ORE, CONCTR. NES	2 241	259	149	725 PAPER, PULP MILL MACHINES	1 817	8 762	4 931
291 CRUDE ANIMAL MATERLS. ETC	219	218	124	726 PRINTNG, BOOKBINDNG MACHS	1 763	6 975	4 031
292 CRUDE VEG. MATERIALS, NES	1 670	2 358	1 339	727 FOOD-PROCESS. MCH. NON DOM	2 231	10 080	5 712
334 PETROLEUM PRODUCTS	16 697	2 931	1 700	728 OTH. MACH, PTS, SPCL INDUSTR	13 493	38 363	21 674
335 RESIDUAL PETROL PRODUCTS	153 430	7 366	4 063	731 METAL REMOVAL WORK TOOLS	519	1 783	1 010
421 FIXED VEG. FAT, OILS, SOFT	15 390	2 056	1 188	733 MACH-TOOLS, METAL-WORKING	1 991	4 431	2 514
422 FIXED VEG. FAT, OILS, OTHER	539	120	71	735 PARTS, NES, FOR MACH-TOOLS	485	5 962	3 337
431 ANIMAL, VEG. FATS, OILS, NES	23 434	3 779	2 125	737 METALWORKING MACHNRY NES	1 753	3 885	2 222
511 HYDROCARBONS, NES, DERIVTS	14 650	2 089	1 162	741 HEATING, COOLNG EQUIP, PART	.	.	.
512 ALCOHOL, PHENOL, ETC. DERIV	10 873	2 452	1 412	742 PUMPS FOR LIQUIDS, PARTS	6 372	20 515	11 643
513 CARBOXYLIC ACIDS, DERIVTS	36 091	7 883	4 466	743 PUMPS NES, CENTRIFUGS ETC	9 518	21 514	12 236
514 NITROGEN-FUNCT. COMPOUNDS	12 426	12 866	7 408	744 MECHANICAL HANDLING EQUIP	8 148	15 244	8 712
515 ORGANO-INORGANIC COMPNDS	4 113	19 394	10 920	745 OTH. NONELEC MCH, TOOL, NES	4 975	23 137	13 268
516 OTHER ORGANIC CHEMICALS	14 003	5 184	2 944	746 BALL DR ROLLER BEARINGS	1 392	3 723	2 123

7 IMPORTS AND EXPORTS (SPECIAL TRADE) BY COUNTRIES OF PRODUCTION AND CONSUMPTION AND BY GROUPS OF THE SITC-REV. III 1988

GROUP DESCRIPTION	DT = 100 KG	1 000 DM	1 000 \$	GROUP DESCRIPTION	DT = 100 KG	1 000 DM	1 000 \$
747 TAPS, COCKS, VALVES, ETC.	3 302	13 449	7 617	421 FIXED VEG. FAT, OILS, SOFT	16 692	2 467	1 326
748 TRANSMISSIONS SHAFTS ETC	1 896	7 196	4 040	431 ANIMAL, VEG. FATS, OILS, NES	361	80	45
749 NON-ELECT MACH. PARTS, ETC	2 380	8 461	4 701	511 HYDROCARBONS, NES, DERIVTS	339	105	59
751 OFFICE MACHINES	708	2 094	1 187	513 CARBOXYLIC ACIDS, DERIVTS	283	130	73
752 AUTOMATC. DATA PROC. EQUIP	260	4 671	2 686	514 NITROGEN-FUNCT. COMPOUNDS	1 123	461	275
759 PARTS, FOR OFFICE MACHINS	74	3 079	1 776	515 ORGANO-INORGANIC COMPNDS	118	332	188
761 TELEVISION RECEIVERS ETC	17	127	71	516 OTHER ORGANIC CHEMICALS	914	1 096	600
762 RADIO-BROADCAST RECEIVER	10	239	136	522 INORGANIC CHEM. ELEMENTS	50 892	4 045	2 303
763 SOUND RECORDER, PHONOGRPH	45	729	406	523 METAL. SALTS, INORGAN. ACID	16 688	972	548
764 TELECOMM. EQUIP. PARTS NES	2 170	59 740	33 867	524 OTHER CHEMICAL COMPOUNDS	1 296	126	73
771 ELECT POWER MACHNY. PARTS	3 044	5 576	3 220	531 SYNTH. COLOURS, LAKES, ETC.	136	418	248
772 ELEC. SWITCH, RELAY, CIRCUIT	13 313	64 032	36 422	532 DYEING, TANNING MATERIALS	1 048	188	112
773 ELECTR. DISTRIBUT. EQPT NES	19 739	21 227	11 887	533 PIGMENTS, PAINTS, ETC.	1 787	868	508
774 ELECTRO-MEDCL. XRAY EQUIP	520	12 556	7 298	541 MEDICINES, ETC. EXC. GRP542	169	716	398
775 DOM. ELEC. NON-ELEC. EQUIPT	2 363	4 172	2 378	542 MEDICAMENTS	1 204	4 803	2 734
776 TRANSISTORS, VALVES, ETC.	37	1 522	869	551 ESSNTL. OIL, PERFUME, FLAVR	371	852	500
778 ELECTRIC. MACH. APPART. NES	34 952	32 487	18 520	553 PERFUMERY, COSMETICS, ETC.	1 145	793	463
781 PASS. MOTOR VEHCLS. EX. BUS	30 417	75 326	42 829	554 SOAP, CLEANERS, POLISH, ETC	947	426	236
782 GOODS, SPCL. TRANSPORT VEH	24 789	15 352	8 926	562 FERTILIZER, EXCEPT GRP272	349 460	7 709	4 165
783 ROAD MOTOR VEHICLES NES	5 025	10 644	5 945	573 POLYMERS, VINYL CHLORIDE	273	58	33
784 PARTS, TRACTORS, MOTOR VEH	64 375	112 878	64 484	575 OTH. PLASTIC, PRIMARY FORM	915	256	150
785 CYCLES, MOTORCYCLES ETC.	215	378	215	581 PLASTIC TUBE, PIPE, HOSE	1 454	519	290
786 TRAILERS, SEMI-TRAILR, ETC	4 382	3 348	1 994	582 PLASTIC PLATE, SHEETS, ETC	1 034	1 225	665
791 RAILWAY VEHICLES, EQUIPNT	19 189	50 996	28 546	591 INSECTICIDES, ETC.	6 699	9 932	5 446
792 AIRCRAFT, ASSOCTD. EQUIPNT	37	4 431	2 515	592 STARCHES, INULIN, ETC.	5 415	1 288	722
793 SHIP, BOAT, FLOAT. STRUCTRS	51	108	62	593 EXPLOSIVES, PYROTECHNICS	431	180	103
800 CPL IND PLANT CHAP 90/94	41	415	229	597 PREPRD ADDITIVES, LIQUIDS	568	177	101
811 PREFABRICATED BUILDINGS	1 909	532	292	598 MISC. CHEMICAL PRODS. NES	2 569	934	541
812 PLUMBNG, SANITRY, EQPT. ETC	39	116	63	600 CPL IND PLANT CHAP 69-76	201	134	71
813 LIGHTNG FIXTURES ETC. NES	556	1 887	1 081	621 MATERIALS OF RUBBER	134	139	78
821 FURNITURE, CUSHIONS, ETC.	1 713	4 290	2 379	625 RUBBER TYRES, TUBES, ETC.	1 600	883	513
831 TRUNK, SUIT-CASES, BAG, ETC	17	82	46	629 ARTICLES OF RUBBER, NES	137	247	138
841 MENS, BOYS CLOTHNG, X-KNIT	525	1 472	814	634 VENEERS, PLYWOOD, ETC.	980	146	80
842 WOMEN, GIRL CLOTHNG, XKNIT	1	677	365	635 WOOD MANUFACTURES, NES	300	311	169
844 WOMEN, GIRLS CLOTHING, KNIT		93	55	641 PAPER AND PAPERBOARD	13 489	2 158	1 229
845 OTHR. TEXTILE APPAREL, NES	175	637	358	642 PAPER, PAPERBOARD, CUT ETC	6 569	3 764	2 127
846 CLOTHING ACCESSRS, FABRIC	72	365	206	657 SPECIAL YARN, TXTL. FABRIC	4 138	431	249
848 CLOTHING, NONTXLT; HEADGEAR	40	260	151	658 TEXTILE ARTICLES NES	167	326	176
851 FOOTWEAR	63	207	121	659 FLOOR COVERINGS, ETC.	58	63	36
871 OPTICAL INSTRUMENTS, NES	109	2 901	1 678	661 LIME, CEMENT, CONSTR. MATRL	23 124	374	212
872 MEDICAL INSTRUMENTS NES	625	8 914	5 071	662 CLAY, REFRCT. CONSTR. MATRL	2 352	232	132
873 METERS, COUNTERS, NES	2 989	5 149	2 937	663 MINERAL MANUFACTURES, NES	1 226	374	215
874 MEASURE, CONTROL INSTRMNT	2 201	40 761	23 099	665 GLASSWARE	111	133	75
881 PHOTOGRAPH APPAR. ETC. NES	229	2 219	1 263	666 POTTERY	27	66	35
882 PHOTO. CINEMATOGRPH. SUPPL	6 700	10 366	5 910	672 INGOTS ETC. IRON OR STEEL	268	68	37
884 OPTICAL GOODS NES	71	2 082	1 180	673 FLAT-ROLLED IRON ETC.	27 983	2 321	1 326
885 WATCHES AND CLOCKS	157	701	398	674 FLAT-ROLLED PLATED IRON	7 332	1 493	840
891 ARMS AND AMMUNITION	298	1 502	872	675 FLAT-ROLLED, ALLOY STEEL	40	70	40
892 PRINTED MATTER	2 314	5 005	2 838	676 IRON, STL. BAR, SHAPES ETC.	1 656	182	104
893 ARTICLES, NES, OF PLASTICS	2 752	5 685	3 294	678 WIRE OF IRON OR STEEL	2 491	243	136
894 BABY CARRIAGE, TOYS, GAMES	376	647	364	679 TUBES, PIPES, ETC. IRON, STL	6 013	766	445
895 OFFICE, STATIONERY SUPPLS	755	2 582	1 442	683 NICKEL	4	80	47
896 WORKS OF ART, ANTIQUE ETC	3	86	51	684 ALUMINIUM	363	442	247
897 GOLD, SILVERWARE, JEWEL NES		1 492	854	691 METALLIC STRUCTURES NES	1 005	676	376
898 MUSICAL INSTRUMENTS, ETC.	210	975	547	692 CONTAINERS, STORAGE, TRNSP	232	256	134
899 MISC MANUFCTRD GOODS NES	264	1 246	691	693 WIRE PRODUCTS EXCL. ELECT	1 242	539	311
941 COMPL IND PLANT CHAPT 99	1 672	2 497	1 445	694 NAILS, SCREWS, NUTS, ETC.	113	103	54
971 GOLD, NONMONTRY EXCL ORES		391	221	695 TOOLS	582	952	534
SUDAN				697 HOUSEHOLD EQUIPMENT, NES	58	90	49
IMPORTS	761 669	60 577	34 743	699 MANUFACTS. BASE METAL, NES	1 989	1 097	628
045 OTHER CEREALS, UNMILLED	46 971	2 094	1 211	700 CPL IND PLANT (84/85/87)	115	137	73
054 VEGETABLES	28 976	4 255	2 410	713 INTRNL COMBUS PSTN ENGIN	1 033	1 288	745
061 SUGARS, MOLASSES, HONEY	380 471	4 965	2 949	714 ENGINES, MOTORS NON-ELECT	25	631	369
081 ANIMAL FEED STUFF	71 996	2 544	1 463	715 ROTATING ELECTRIC PLANT	356	1 360	776
211 HIDES, SKINS (EX. FURS), RAW	58	358	203	721 AGRIC. MACHINES, EX. TRACTR	6 041	8 053	4 584
223 OILSEED (OTH. FIX. VEG. OIL)	21 068	1 317	783	722 TRACTORS	226	151	88
263 COTTON	176 062	22 424	12 808	723 CIVIL ENGINEERING EQUIPT	2 067	2 699	1 528
288 NON-FERROUS WASTE, SCRAP	1 653	315	184	724 TEXTILE, LEATHER MACHINES	748	3 728	2 196
292 CRUDE VEG. MATERIALS, NES	28 659	12 025	6 908	725 PAPER, PULP MILL MACHINES	55	146	80
512 ALCOHOL, PHENOL, ETC. DERIV	751	81	45	726 PRINTNG, BOOKBINDNG MACHS	280	754	415
651 TEXTILE YARN	3 456	2 131	1 251	727 FOOD-PROCESS. MCH. NON DOM	617	1 287	740
684 ALUMINIUM	495	165	96	728 OTH. MACH. PTS, SPCL INDUSTR	902	3 869	2 181
714 ENGINES, MOTORS NON-ELECT	202	4 000	2 215	731 METAL REMOVAL WORK TOOLS	118	174	100
792 AIRCRAFT, ASSOCTD. EQUIPNT	49	2 897	1 640	733 MACH-TOOLS, METAL-WORKING	106	169	97
EXPORTS	860 907	172 079	97 036	735 PARTS, NES, FOR MACH-TOOLS	66	270	155
001 LIVE ANIMALS	60	190	111	737 METALWORKING MACHNRY NES	122	164	93
022 MILK AND CREAM	4 138	797	449	741 HEATNG, COOLNG EQUIP, PART			
023 BUTTER, OTHER FAT OF MILK	2 460	2 169	1 235	742 PUMPS FOR LIQUIDS, PARTS	466	1 801	1 031
025 EGGS, BIRDS, YOLKS, ALBUMIN	413	211	121	743 PUMPS NES, CENTRIFUGS ETC	897	1 902	1 096
046 MEAL, FLOUR OF WHEAT, MSLN	190 754	6 209	3 397	744 MECHANICAL HANDLNG EQUIP	253	496	277
061 SUGARS, MOLASSES, HONEY	22 507	931	513	745 OTH. NONELEC MCH, TOOL, NES	432	2 076	1 188
073 CHOCOLATE, OTH. COCOA PREP	45	58	35	746 BALL OR ROLLER BEARINGS	20	104	58
081 ANIMAL FEED STUFF	146	53	32	747 TAPS, COCKS, VALVES, ETC.	134	276	155
098 EDIBLE PRDD. PREPRTRS, NES	2 353	2 050	1 166	748 TRANSMISSIONS SHAFTS ETC	62	504	283
248 WOOD, SIMPLY WORKED	329	123	69	749 NON-ELECT MACH. PARTS, ETC	32	263	146
267 OTHER MAN-MADE FIBRES	523	301	161	751 OFFICE MACHINES	62	609	339
269 WORN CLOTHING, TEXTL. ARTL	95	108	65	752 AUTOMATC. DATA PROC. EQUIP	6	278	161
274 SULPHUR, UNRSTD. IRON PYRS	2 000	122	73	759 PARTS, FOR OFFICE MACHINS	6	219	128
278 OTHER CRUDE MINERALS	3 961	156	89	763 SOUND RECORDER, PHONOGRPH		56	33
292 CRUDE VEG. MATERIALS, NES	96	57	32	764 TELECOMM. EQUIP. PARTS NES	40	1 374	761
325 COKE, SEMI-COKE, RET. CARBN	1 980	89	49	771 ELECT POWER MACHNY. PARTS	82	214	122
334 PETROLEUM PRODUCTS	758	180	97	772 ELEC. SWITCH, RELAY, CIRCUIT	205	1 419	824
335 RESIDUAL PETROL. PRODUCTS	4 483	561	328	773 ELECTR. DISTRIBUT. EQPT NES	553	457	254
411 ANIMAL OILS AND FATS	1 126	296	169	774 ELECTRO-MEDCL. XRAY EQUIP	37	534	292
				775 DOM. ELEC. NON-ELEC. EQUIPT	90	112	61
				776 TRANSISTORS, VALVES, ETC.	1	203	111
				778 ELECTRIC. MACH. APPART. NES	588	1 067	607
				781 PASS. MOTOR VEHCLS. EX. BUS	3 351	11 619	6 683
				782 GOODS, SPCL. TRANSPORT VEH	16 385	23 170	12 965

7 IMPORTS AND EXPORTS (SPECIAL TRADE) BY COUNTRIES OF PRODUCTION AND CONSUMPTION AND BY GROUPS OF THE SITC-REV. III 1988

GROUP DESCRIPTION	DT = 100 KG	1 000 DM	1 000 \$	GROUP DESCRIPTION	DT = 100 KG	1 000 DM	1 000 \$
784 PARTS,TRACTORS,MOTOR VEH	1 998	7 493	4 248	022 MILK AND CREAM	6 149	1 137	662
786 TRAILERS,SEMI-TRAILR,ETC	3 977	3 977	2 252	037 FISH ETC.PREPD,PRSDV.NES	540	237	130
791 RAILWAY VEHICLES,EQUIPNT	8	199	116	061 SUGARS,MOLASSES,HONEY	16 687	598	340
811 PREFABRICATED BUILDINGS	1 129	362	219	112 ALCOHOLIC BEVERAGES	492	64	37
813 LIGHTNG FIXTURES ETC.NES	16	56	31	274 SULPHUR,UNRSTD.IRON PYRS	1 500	69	38
821 FURNITURE,CUSHIONS,ETC.	458	595	338	431 ANIMAL,VEG.FATS,OILS,NES	9 733	859	494
872 MEDICAL INSTRUMENTS NES	359	802	469	515 ORGANO-INORGANIC COMPNDS	374	631	352
873 METERS,COUNTERS,NES	9	134	77	522 INORGANIC CHEM.ELEMENTS	1 862	140	81
874 MEASURE,CONTROL INSTRMNT	116	2 106	1 197	523 METAL.SALTS,INORGAN.ACID	6 830	547	310
881 PHOTOGRAPH APPAR.ETC.NES	6	85	46	531 SYNTH.COLOURS,LAKES,ETC.	422	1 638	919
882 PHOTO.CINEMATOPGRPH.SUPL	570	939	522	532 DYEING,TANNING MATERIALS	720	113	63
884 OPTICAL GOODS NES	1	72	43	533 PIGMENTS, PAINTS, ETC.	466	182	103
891 ARMS AND AMMUNITION	18	392	219	541 MEDICINES,ETC.EXC.GRPS42	15	116	66
892 PRINTED MATTER	35	110	57	542 MEDICAMENTS	41	403	232
893 ARTICLES,NES,OF PLASTICS	351	530	295	551 ESSNTL.OIL,PERFUME,FLAVR	33	80	46
895 OFFICE,STATIONERY SUPPLS	18	117	68	554 SOAP,CLEANERS,POLISH,ETC	245	120	71
899 MISC MANUFCTRD GOODS NES	199	327	188	571 POLYMERS OF ETHYLENE	1 646	372	205
941 COMPL IND PLANT CHAPT 99	1 301	693	388	575 OTH.PLASTIC,PRIMARY FORM	209	78	45
MAURITANIA							
IMPORTS	1 958 758	8 189	4 755	581 PLASTIC TUBE,PIPE,HOSE	1 788	530	296
036 CRUSTACEANS,MOLLUSCS ETC	270	280	157	582 PLASTIC PLATE,SHEETS,ETC	257	210	119
281 IRON ORE, CONCENTRATES	1 958 056	7 768	4 519	591 INSECTICIDES, ETC.	355	679	378
EXPORTS	200 950	58 095	33 462	598 MISC.CHEMICAL PROOTS.NES	535	388	222
022 MILK AND CREAM	91 923	7 298	4 208	625 RUBBER TYRES,TUBES,ETC.	3 092	682	391
037 FISH ETC.PREPD,PRSDV.NES	550	239	136	629 ARTICLES OF RUBBER, NES	26	151	85
061 SUGARS,MOLASSES,HONEY	54 350	2 091	1 153	641 PAPER AND PAPERBOARD	402	331	188
091 MARGARINE AND SHORTENING	1 050	210	115	642 PAPER,PAPERBOARD,CUT ETC	224	183	104
122 TOBACCO, MANUFACTURED	61	62	35	652 COTTON FABRICS, WOVEN	1 776	8 867	4 935
334 PETROLEUM PRODUCTS	534	131	73	664 GLASS	177	78	45
335 RESIDUAL PETROL PRODUCTS	2 576	368	204	665 GLASSWARE	2	128	72
411 ANIMAL OILS AND FATS	15 000	1 074	577	667 PEARLS,PRECIOUS STONES	.	.	.
421 FIXED VEG.FAT,OILS, SOFT	3 680	552	315	676 IRON,STL.BAR,SHAPES ETC.	1 016	115	67
515 ORGANO-INORGANIC COMPNDS	220	228	130	679 TUBES,PIPES,ETC.IRON,STL	473	223	128
531 SYNTH.COLOURS,LAKES,ETC.	35	95	53	691 METALLIC STRUCTURES NES	2 506	241	142
542 MEDICAMENTS	30	117	67	695 TOOLS	40	144	76
551 ESSNTL.OIL,PERFUME,FLAVR	23	58	31	699 MANUFACTS.BASE METAL,NES	207	101	56
554 SOAP,CLEANERS,POLISH,ETC	157	57	32	700 CPL IND PLANT (84/85/87)	356	854	488
582 PLASTIC PLATE,SHEETS,ETC	47	66	38	713 INTRNL COMBUS PSTN ENGIN	278	894	500
591 INSECTICIDES, ETC.	51	136	79	716 ROTATING ELECTRIC PLANT	18	78	47
621 MATERIALS OF RUBBER	41	82	48	721 AGRIC.MACHINES,EX.TRACTR	315	255	144
629 ARTICLES OF RUBBER, NES	758	1 079	604	723 CIVIL ENGINEERING EQUIPT	1 013	1 451	840
641 PAPER AND PAPERBOARD	137	115	64	724 TEXTILE,LEATHER MACHINES	42	270	147
642 PAPER,PAPERBOARD,CUT ETC	136	106	57	725 PAPER,PULP MILL MACHINES	15	126	77
652 COTTON FABRICS, WOVEN	245	1 230	698	728 OTH.MACH,PTS,SPCL INDUST	78	567	314
653 FABRICS,MAN-MADE FIBRES	118	65	37	735 PARTS,NES,FOR MACH-TOOLS	75	100	59
657 SPECIAL YARN,TXTL.FABRIC	70	74	43	742 PUMPS FOR LIQUIDS,PARTS	10	63	34
662 CLAY,REFRCT.CONSTR.MATRL	341	51	31	743 PUMPS NES,CENTRIFUGS ETC	15	110	59
667 PEARLS,PRECIOUS STONES	.	.	774	744 MECHANICAL HANDLING EQUIP	75	97	58
684 ALUMINIUM	401	113	64	745 OTH.NONELEC MCH,TOOL,NES	12	97	51
691 METALLIC STRUCTURES NES	112	73	40	752 AUTOMATIC.DATA PROC.EQUIP	3	56	31
695 TOOLS	29	76	44	763 SOUND RECORDER,PHONOGRPH	3	86	46
699 MANUFACTS.BASE METAL,NES	9 977	896	507	764 TELECOMM.EQUIP.PARTS NES	23	724	405
700 CPL IND PLANT (84/85/87)	6 784	25 160	14 822	772 ELEC.SWITCH.RELAY.CIRCUIT	43	137	83
713 INTRNL COMBUS PSTN ENGIN	83	187	109	773 ELECTR.DISTRIBT.EQPT NES	209	140	80
716 ROTATING ELECTRIC PLANT	35	102	58	776 TRANSISTORS,VALVES,ETC.	51	717	410
721 AGRIC.MACHINES,EX.TRACTR	263	402	227	778 ELECTRIC.MACH.APPART.NES	1 069	651	378
722 TRACTORS	398	391	220	781 PASS.MOTOR VEHCLS.EX.BUS	432	1 238	709
723 CIVIL ENGINEERING EQUIPT	263	604	345	782 GOODS,SPCL TRANSPORT VEH	2 747	2 673	1 563
725 PAPER,PULP MILL MACHINES	17	150	81	783 ROAD MOTOR VEHICLES NES	874	92	54
727 FOOD-PROCESS.MCH.NON DOM	3	85	45	784 PARTS,TRACTORS,MOTOR VEH	320	958	543
731 METAL REMOVAL WORK TOOLS	117	407	216	791 RAILWAY VEHICLES.EQUIPNT	106	171	98
735 PARTS,NES,FOR MACH-TOOLS	8	58	33	793 SHIP,BOAT,FLOAT.STRUCTRS	3 455	1 084	617
741 HEATING,COOLNG EQUIP,PART	.	.	.	813 LIGHTNG FIXTURES ETC.NES	98	138	80
742 PUMPS FOR LIQUIDS,PARTS	30	908	505	848 CLOTHNG,NONXTXL;HEADGEAR	.	55	32
743 PUMPS NES,CENTRIFUGS ETC	21	143	79	872 MEDICAL INSTRUMENTS NES	33	193	108
744 MECHANICAL HANDLING EQUIP	107	402	231	874 MEASURE,CONTROL INSTRMNT	10	302	167
745 OTH.NONELEC MCH,TOOL,NES	31	175	101	893 ARTICLES,NES,OF PLASTICS	100	207	113
748 TRANSMISSIONS SHAFTS ETC	189	773	438	895 OFFICE,STATIONERY SUPPLS	47	78	44
772 ELEC.SWITCH.RELAY.CIRCUIT	49	139	79	941 COMPL IND PLANT CHAPT 99	1 834	1 042	606
773 ELECTR.DISTRIBT.EQPT NES	56	87	47	BURKINA FASO			
778 ELECTRIC.MACH.APPART.NES	2 535	908	515	IMPORTS	8 923	2 998	1 748
781 PASS.MOTOR VEHCLS.EX.BUS	2 280	714	408	263 COTTON	8 246	2 412	1 424
782 GOODS,SPCL TRANSPORT VEH	2 539	4 397	2 487	899 MISC MANUFCTRD GOODS NES	115	241	139
783 ROAD MOTOR VEHICLES NES	447	430	259	EXPORTS	77 945	29 435	16 561
784 PARTS,TRACTORS,MOTOR VEH	481	1 636	921	022 MILK AND CREAM	8 081	1 777	1 002
786 TRAILERS,SEM-TRAILR,ETC	921	602	330	061 SUGARS,MOLASSES,HONEY	25 500	1 185	654
791 RAILWAY VEHICLES.EQUIPNT	42	627	360	122 TOBACCO, MANUFACTURED	70	94	57
813 LIGHTNG FIXTURES ETC.NES	57	102	57	292 CRUDE VEG.MATERIALS, NES	35	93	49
874 MEASURE,CONTROL INSTRMNT	12	324	185	421 FIXED VEG.FAT,OILS, SOFT	1 350	186	101
895 OFFICE,STATIONERY SUPPLS	40	62	34	431 ANIMAL,VEG.FATS,OILS,NES	3 149	253	151
MALI							
IMPORTS	46 299	12 701	7 166	514 NITROGEN-FUNCT.COMPOUNDS	356	160	84
057 FRUIT,NUTS EXCL.OIL NUTS	435	138	79	515 ORGANO-INORGANIC COMPNDS	683	293	169
263 COTTON	44 643	11 330	6 377	522 INORGANIC CHEM.ELEMENTS	6 211	546	305
874 MEASURE,CONTROL INSTRMNT	1	91	49	531 SYNTH.COLOURS,LAKES,ETC.	68	285	167
884 OPTICAL GOODS NES	2	76	43	532 DYEING,TANNING MATERIALS	443	83	47
894 BABY CARRIAGE,TOYS,GAMES	10	61	32	542 MEDICAMENTS	58	231	131
971 GOLD,NONMONTRY EXCL ORES		57	32	551 ESSNTL.OIL,PERFUME,FLAVR	20	101	57
EXPORTS	78 379	39 371	22 325	554 SOAP,CLEANERS,POLISH,ETC	361	148	84
				562 FERTILIZER,EXCEPT GRP272	10 005	347	185
				574 POLYACETAL,POLYCARBONATE	594	185	109
				575 OTH.PLASTIC,PRIMARY FORM	174	83	49
				581 PLASTIC TUBE,PIPE,HOSE	915	418	240
				582 PLASTIC PLATE,SHEETS,ETC	71	62	35
				591 INSECTICIDES, ETC.	644	280	149
				592 STARCHES,INULIN,ETC.	364	71	42

## 7 IMPORTS AND EXPORTS (SPECIAL TRADE) BY COUNTRIES OF PRODUCTION AND CONSUMPTION AND BY GROUPS OF THE SITC-REV. III 1988

GROUP DESCRIPTION	DT = 100 KG	1 000 DM	1 000 \$	GROUP DESCRIPTION	DT = 100 KG	1 000 DM	1 000 \$
598 MISC.CHEMICAL PRODTS.NES	1 598	450	259	784 PARTS,TRACTORS,MOTOR VEH	273	757	433
625 RUBBER TYRES,TUBES,ETC.	365	252	142	792 AIRCRAFT,ASSOCTD.EQUIPNT	1	186	103
629 ARTICLES OF RUBBER, NES	44	377	215	811 PREFABRICATED BUILDINGS	377	422	249
642 PAPER,PAPERBOARD,CUT ETC	141	70	40	874 MEASURE,CONTROL INSTRMNT	6	190	105
651 TEXTILE YARN	185	246	144	893 ARTICLES,NES,OF PLASTICS	61	148	79
658 TEXTILE ARTICLES NES	273	551	302	895 OFFICE,STATIONERY SUPPLS	60	165	95
662 CLAY,REFRCT.CONSTR.MATRL	2 097	586	334				
664 GLASS	548	58	35	CHAD			
691 METALLIC STRUCTURES NES	123	90	52				
695 TOOLS	105	231	126	IMPORTS	72 295	19 192	11 029
697 HOUSEHOLD EQUIPMENT,NES	87	80	46				
699 MANUFACTS.BASE METAL,NES	238	144	81	263 COTTON	71 895	19 055	10 951
713 INTRNL COMBUS PSTN ENGIN	56	87	51				
716 ROTATING ELECTRIC PLANT	38	116	67	EXPORTS	4 466	5 861	3 310
718 OTH.POWR.GENRTNG.MACHNRY	211	855	500				
721 AGRIC.MACHINES,EX.TRACTR	988	615	351	022 MILK AND CREAM	750	172	104
722 TRACTORS	172	307	177	515 ORGANO-INORGANIC COMPNDS	383	648	343
723 CIVIL ENGINEERING EQUIPT	212	440	234	531 SYNTH.COLOURS,LAKES,ETC.	40	179	102
724 TEXTILE,LEATHER MACHINES	70	514	288	582 PLASTIC PLATE,SHEETS,ETC	74	72	41
725 PAPER,PULP MILL MACHINES	84	853	475	658 TEXTILE ARTICLES NES	53	99	56
727 FOOD-PROCESS.MCH.NON DOM	61	140	78	662 CLAY,REFRCT.CONSTR.MATRL	272	79	45
728 OTH.MACH.PTS,SPCL INDUST	583	2 808	1 561	676 IRON,STL.BAR,SHAPES ETC.	343	60	34
731 METAL REMOVAL WORK TOOLS	40	101	54	716 ROTATING ELECTRIC PLANT	54	137	79
741 HEATNG.COOLNG EQUIP.PART	.	.	.	723 CIVIL ENGINEERING EQUIPT	631	827	456
742 PUMPS FOR LIQUIDS,PARTS	120	296	172	724 TEXTILE,LEATHER MACHINES	11	95	55
743 PUMPS NES,CENTRIFUGS ETC	60	223	119	726 PRINTNG,BOOKBINDNG MACHS	74	346	190
745 OTH.NONELEC MCH,TOOL,NES	81	836	474	727 FOOD-PROCESS.MCH.NON DOM	6	86	48
751 OFFICE MACHINES	28	230	130	742 PUMPS FOR LIQUIDS,PARTS	86	157	90
761 TELEVISION RECEIVERS ETC	104	267	149	763 SOUND RECORDER,PHONOGRPH	1	58	34
772 ELEC.SWITCH.RELAY.CIRCUT	9	83	47	764 TELECOMM.EQUIP.PARTS NES	21	473	279
776 TRANSISTORS,VALVES,ETC.	3	115	64	773 ELECTR DISTRIBT.EQPT NES	46	48	30
778 ELECTRIC.MACH.APPART.NES	241	221	119	774 ELECTRO-MEDCL,XRAY EQUIP	122	197	115
781 PASS.MOTOR VEHCLS.EX.BUS	1 141	3 110	1 730	778 ELECTRIC.MACH.APPART.NES	287	193	112
782 GOODS,SPCL TRANSPORT VEH	2 863	1 984	1 128	781 PASS.MOTOR VEHCLS.EX.BUS	167	452	256
783 ROAD MOTOR VEHICLES NES	1 875	547	306	784 PARTS,TRACTORS,MOTOR VEH	121	547	318
784 PARTS,TRACTORS,MOTOR VEH	233	499	283	874 MEASURE,CONTROL INSTRMNT	2	107	58
813 LIGHTING FIXTURES ETC.NES	10	105	58				
821 FURNITURE,CUSHIONS,ETC.	48	73	45	CAPE VERDE			
871 OPTICAL INSTRUMENTS,NES	1	72	41				
872 MEDICAL INSTRUMENTS NES	53	256	144	IMPORTS	155	241	138
874 MEASURE,CONTROL INSTRMNT	10	236	137				
881 PHOTOGRAPH APPAR,ETC.NES	2	375	215	036 CRUSTACEANS,MOLLUSCS ETC	39	134	79
882 PHOTO.CINEMATGRPH.SUPPL	30	159	90				
891 ARMS AND AMMUNITION	9	838	459	EXPORTS	46 054	11 291	6 402
892 PRINTED MATTER	200	124	71				
895 OFFICE,STATIONERY SUPPLS	49	82	46	022 MILK AND CREAM	2 000	403	244
898 MUSICAL INSTRUMENTS,ETC.	7	56	35	042 RICE	31 000	2 610	1 487
				061 SUGARS,MOLASSES,HONEY	5 000	195	111
NIGER				112 ALCOHOLIC BEVERAGES	1 528	223	128
IMPORTS	1 360	676	395	541 MEDICINES,ETC.EXC.GRPS42	12	55	33
				591 INSECTICIDES, ETC.	70	119	65
035 FISH,DRIED,SALTED,SMOKED	900	467	279	593 EXPLOSIVES,PYROTECHNICS	35	177	101
				691 METALLIC STRUCTURES NES	367	98	54
EXPORTS	138 926	30 019	16 932	695 TOOLS	59	170	95
				699 MANUFACTS.BASE METAL,NES	80	85	48
022 MILK AND CREAM	11 220	2 609	1 446	713 INTRNL COMBUS PSTN ENGIN	37	365	211
046 MEAL,FLOUR OF WHEAT,MSLN	40 812	792	458	716 ROTATING ELECTRIC PLANT	321	1 153	629
061 SUGARS,MOLASSES,HONEY	30 750	1 114	621	723 CIVIL ENGINEERING EQUIPT	21	86	50
259 WORN CLOTHING,TEXTL.ARTL	807	179	102	726 PRINTNG,BOOKBINDNG MACHS	12	94	56
272 FERTILIZERS, CRUDE	2 250	88	48	742 PUMPS FOR LIQUIDS,PARTS	13	71	41
421 FIXED VEG.FAT,OILS, SOFT	650	91	49	745 OTH.NONELEC MCH,TOOL,NES	87	283	158
514 NITROGEN-FUNCT.COMPOUNDS	190	259	153	771 ELECT POWER MACHNY,PARTS	29	64	35
516 OTHER ORGANIC CHEMICALS	600	671	399	772 ELEC.SWITCH.RELAY.CIRCUT	45	184	104
523 METAL.SALTS,INORGAN.ACID	32 061	1 084	617	773 ELECTR DISTRIBT.EQPT NES	356	244	142
531 SYNTH.COLOURS,LAKES,ETC.	438	2 038	1 137	778 ELECTRIC.MACH.APPART.NES	282	162	90
554 SOAP,CLEANERS,POLISH,ETC	350	135	77	781 PASS.MOTOR VEHCLS.EX.BUS	196	379	225
575 OTH.PLASTIC,PRIMARY FORM	443	249	142	782 GOODS,SPCL TRANSPORT VEH	280	455	276
581 PLASTIC TUBE,PIPE,HOSE	990	406	235	784 PARTS,TRACTORS,MOTOR VEH	70	117	70
582 PLASTIC PLATE,SHEETS,ETC	88	120	64	791 RAILWAY VEHICLES,EQUIPNT	150	132	71
598 MISC.CHEMICAL PRODTS.NES	1 625	1 403	811	793 SHIP,BOAT,FLOAT.STRUCTRS	1 250	1 370	752
625 RUBBER TYRES,TUBES,ETC.	491	106	59	845 OTHR.TEXTILE APPAREL,NES	2	55	30
642 PAPER,PAPERBOARD,CUT ETC	317	128	71	874 MEASURE,CONTROL INSTRMNT	2	59	30
652 COTTON FABRICS,WOVEN	1 689	6 671	3 730	893 ARTICLES,NES,OF PLASTICS	61	54	30
653 FABRICS,MAN-MADE FIBRES	28	187	108	SENEGAL			
662 CLAY,REFRCT.CONSTR.MATRL	2 114	380	217				
665 GLASSWARE	1 305	88	50	IMPORTS	113 201	23 573	13 353
679 TUBES,PIPES,ETC.IRON,STL	1 846	337	191				
692 CONTAINERS,STORAGE,TRNSP	39	67	38	001 LIVE ANIMALS	38	468	266
699 MANUFACTS.BASE METAL,NES	302	173	97	034 FISH,FRESH,CHILLED,FROZN	5 355	5 182	2 966
713 INTRNL COMBUS PSTN ENGIN	10	60	37	036 CRUSTACEANS,MOLLUSCS ETC	1 961	2 319	1 324
714 ENGINES,MOTORS NON-ELECT		58	31	054 VEGETABLES	2 356	554	327
723 CIVIL ENGINEERING EQUIPT	30	62	37	057 FRUIT,NUTS EXCL.OIL NUTS	1 969	465	277
724 TEXTILE,LEATHER MACHINES	5	68	39	081 ANIMAL FEED STUFF	29 868	2 115	1 194
726 PRINTNG,BDDKBINDNG MACHS	26	154	84	263 COTTON	2 767	806	468
727 FOOD-PROCESS.MCH.NON DOM	29	67	37	288 NON-FERROUS WASTE,SCRAP	786	212	124
728 OTH.MACH.PTS,SPCL INDUST	5	61	34	292 CRUDE VEG.MATERIALS, NES	5 425	740	416
731 METAL REMOVAL WORK TOOLS	125	483	259	421 FIXED VEG.FAT,OILS, SOFT	49 521	5 143	2 814
741 HEATNG.COOLNG EQUIP.PART	.	.	.	512 ALCOHOL,PHENOL,ETC.DERIV	10 697	1 233	694
742 PUMPS FOR LIQUIDS,PARTS	521	843	476	713 INTRNL COMBUS PSTN ENGIN	393	117	70
743 PUMPS NES,CENTRIFUGS ETC	57	218	122	781 PASS.MOTOR VEHCLS.EX.BUS	17	60	32
745 OTH.NONELEC MCH,TOOL,NES	45	200	111	831 TRUNK,SUIT-CASES,BAG,ETC	1	126	75
751 OFFICE MACHINES	52	246	137	898 MUSICAL INSTRUMENTS,ETC.	33	156	86
752 AUTOMATC.DATA PROC.EQUIP	4	62	35	971 GOLD,NONMONTRY EXCL ORES		1 138	618
759 PARTS,FOR OFFICE MACHINS	4	61	35				
773 ELECTR DISTRIBT.EQPT NES	1 705	881	527	EXPORTS	141 110	67 800	38 537
778 ELECTRIC.MACH.APPART.NES	406	222	124				
781 PASS.MOTOR VEHCLS.EX.BUS	777	1 932	1 087	011 BOVINE MEAT	1 157	132	77
782 GOODS,SPCL TRANSPORT VEH	1 353	1 429	782	012 OTHER MEAT, MEAT OFFAL	524	54	30

## 7 IMPORTS AND EXPORTS (SPECIAL TRADE) BY COUNTRIES OF PRODUCTION AND CONSUMPTION AND BY GROUPS OF THE SITC-REV. III 1988

GROUP DESCRIPTION	DT = 100 KG	1 000 DM	1 000 \$	GROUP DESCRIPTION	DT = 100 KG	1 000 DM	1 000 \$
022 MILK AND CREAM	22 739	3 886	2 155	874 MEASURE, CONTROL INSTRMNT	39	1 285	717
048 CEREAL PREPARATIONS	482	62	34	881 PHOTOGRAPH APPAR. ETC. NES	10	177	101
098 EDIBLE PROD. PREPRNS, NES	166	66	37	882 PHOTO. CINEMATOGRPH. SUPPL	582	708	404
122 TOBACCO, MANUFACTURED	4 122	5 124	2 920	893 ARTICLES, NES, OF PLASTICS	147	117	63
269 WORN CLOTHING, TEXTL. ARTL	1 142	115	67	895 OFFICE, STATIDNERY SUPPLS	93	289	158
292 CRUDE VEG. MATERIALS, NES	30	88	49				
335 RESIDUAL PETROL. PRODUCTS	3 430	396	218	GAMBIA			
421 FIXED VEG. FAT, OILS, SOFT	1 350	213	114	IMPORTS	18 711	3 657	2 017
431 ANIMAL, VEG. FATS, OILS, NES	481	75	43				
511 HYDROCARBONS, NES, DERIVTS	958	236	132	034 FISH, FRESH, CHILLED, FROZN	282	257	144
512 ALCOHOL, PHENOL, ETC. DERIV	252	100	57	036 CRUSTACEANS, MOLLUSCS ETC	650	993	565
513 CARBOXYLIC ACIDS, DERIVTS	6 554	1 038	604	231 NATURAL RUBBER, ETC.	404	82	44
514 NITROGEN-FUNCT. COMPOUNDS	1 097	585	334	248 WOOD, SIMPLY WORKED	1 551	136	77
515 ORGANO-INORGANIC COMPNDS	395	575	343	421 FIXED VEG. FAT, OILS, SOFT	14 814	1 896	1 025
516 OTHER ORGANIC CHEMICALS	458	112	65	635 WOOD MANUFACTURES, NES	578	78	45
522 INORGANIC CHEM. ELEMENTS	4 526	475	266	EXPORTS	659 675	35 451	20 243
523 METAL. SALTS, INORGAN. ACID	8 853	778	435				
524 OTHER CHEMICAL COMPOUNDS	885	84	48	022 MILK AND CREAM	4 899	1 213	718
531 SYNTH. COLOURS, LAKES, ETC.	1 252	3 840	2 192	046 MEAL, FLOUR OF WHEAT, MSLN	96 371	2 870	1 615
533 PIGMENTS, PAINTS, ETC.	951	338	196	061 SUGARS, MOLASSES, HONEY	509 203	18 191	10 390
541 MEDICINES, ETC. EXC. GRP542	7	91	49	081 ANIMAL FEED STUFF	6 400	275	155
542 MEDICAMENTS	39	190	108	421 FIXED VEG. FAT, OILS, SOFT	18 967	2 296	1 328
551 ESSNTL. OIL, PERFUME, FLAVR	33	86	49	431 ANIMAL, VEG. FATS, OILS, NES	8 293	765	451
554 SOAP, CLEANERS, POLISH, ETC	1 117	477	272	522 INORGANIC CHEM. ELEMENTS	1 505	100	56
571 POLYMERS OF ETHYLENE	2 500	526	297	531 SYNTH. COLOURS, LAKES, ETC.	257	384	217
572 POLYMERS OF STYRENE	1 700	741	418	542 MEDICAMENTS	15	60	34
573 POLYMERS, VINYL CHLORIDE	1 303	245	133	551 ESSNTL. OIL, PERFUME, FLAVR	24	57	34
574 POLYACETAL, POLYCARBONATE	834	277	158	625 RUBBER TYRES, TUBES, ETC.	497	149	87
575 OTH. PLASTIC, PRIMARY FORM	1 564	399	229	641 PAPER AND PAPERBOARD	317	121	70
582 PLASTIC PLATE, SHEETS, ETC	434	168	96	642 PAPER, PAPERBOARD, CUT ETC	103	71	37
591 INSECTICIDES, ETC.	321	513	291	652 COTTON FABRICS, WOVEN	192	743	417
592 STARCHES, INULIN, ETC.	249	235	126	676 IRON, STL. BAR, SHAPES ETC.	54	75	45
597 PREPRD ADDITIVES, LIQUIDS	324	132	76	679 TUBES, PIPES, ETC. IRON, STL	104	111	64
598 MISC. CHEMICAL PRODS. NES	14 881	1 769	1 009	695 TOOLS	62	191	103
621 MATERIALS OF RUBBER	181	142	78	699 MANUFACT. BASE METAL, NES	134	111	60
625 RUBBER TYRES, TUBES, ETC.	6 611	1 557	892	713 INTRNL COMBUS PSTN ENGIN	110	236	130
629 ARTICLES OF RUBBER, NES	28	131	76	723 CIVIL ENGINEERING EQUIPT	540	492	289
641 PAPER AND PAPERBOARD	2 967	441	255	726 PRINTNG, BOOKBINDNG MACHS	15	123	67
642 PAPER, PAPERBOARD, CUT ETC	339	241	132	727 FOOD-PROCESS. MCH. NON DOM	32	193	109
652 COTTON FABRICS, WOVEN	1 467	7 992	4 595	728 OTH. MACH, PTS, SPCL INDUST	400	249	143
653 FABRICS, MAN-MADE FIBRES	34	84	48	741 HEATING, COOLNG EQUIP, PART			
655 KNIT. CROCHET. FABRIC NES	104	98	57	742 PUMPS FOR LIQUIDS, PARTS	33	148	86
657 SPECIAL YARN, TXTL. FABRIC	1 143	377	214	744 MECHANICAL HANDLNG EQUIP	81	92	53
662 CLAY, REFRCT. CONSTR. MATRL	4 143	677	372	745 OTH. NONELEC. MCH. TOOL, NES	35	224	129
663 MINERAL MANUFACTURES, NES	2 235	104	55	764 TELECOMM. EQUIP. PARTS NES	6	107	58
664 GLASS	2 086	238	139	778 ELECTRIC. MACH. APPART. NES	252	150	86
665 GLASSWARE	370	88	53	781 PASS. MOTOR VEHCLS. EX. BUS	1 542	1 470	832
673 FLAT-ROLLED IRON ETC.	2 237	184	108	782 GOODS, SPCL TRANSPORT VEH	2 426	853	499
674 FLAT-ROLLED PLATED IRON	5 341	1 093	619	783 ROAD MOTOR VEHICLES NES	1 762	477	268
676 IRON, STL. BAR, SHAPES ETC.	3 680	413	248	784 PARTS, TRACTORS, MOTOR VEH	994	1 041	597
677 RAILWAY TRACK IRON, STEEL	3 033	1 513	845	874 MEASURE, CONTROL INSTRMNT	8	167	92
679 TUBES, PIPES, ETC. IRON, STL	3 174	841	477	892 PRINTED MATTER	26	66	38
691 METALLIC STRUCTURES NES	160	308	184	893 ARTICLES, NES, OF PLASTICS	19	60	32
692 CONTAINERS, STORAGE, TRNSP	768	440	242				
694 NAILS, SCREWS, NUTS, ETC.	56	53	30	GUINEA			
695 TOOLS	67	233	129	IMPORTS	215	139	78
699 MANUFACT. BASE METAL, NES	132	232	126				
711 STEAM GENER. BOILERS, ETC.	100	206	113	431 ANIMAL, VEG. FATS, OILS, NES	205	112	64
713 INTRNL COMBUS PSTN ENGIN	463	1 218	697	EXPORTS	15 764	6 125	3 411
716 ROTATING ELECTRIC PLANT	62	240	139				
722 TRACTORS	350	524	294	022 MILK AND CREAM	1 660	502	292
723 CIVIL ENGINEERING EQUIPT	157	465	259	037 FISH ETC. PREPRD, PRSVD. NES	850	363	192
724 TEXTILE, LEATHER MACHINES	13	286	164	112 ALCOHOLIC BEVERAGES	1 484	178	101
725 PAPER, PULP MILL MACHINES	20	122	70	522 INORGANIC CHEM. ELEMENTS	1 501	108	57
726 PRINTNG, BOOKBINDNG MACHS	16	155	87	542 MEDICAMENTS	40	100	55
727 FOOD-PROCESS. MCH. NON DOM	129	531	310	625 RUBBER TYRES, TUBES, ETC.	57	62	33
728 OTH. MACH, PTS, SPCL INDUST	155	975	558	695 TOOLS	59	114	63
731 METAL REMOVAL WORK TOOLS	104	225	129	764 TELECOMM. EQUIP. PARTS NES	14	254	146
733 MACH-TOOLS, METAL-WORKING	47	243	144	778 ELECTRIC. MACH. APPART. NES	235	71	38
735 PARTS, NES, FOR MACH-TOOLS	8	327	185	781 PASS. MOTOR VEHCLS. EX. BUS	166	156	87
737 METALWORKING MACHNRY NES	15	55	31	782 GOODS, SPCL TRANSPORT VEH	2 018	1 477	824
741 HEATING, COOLNG EQUIP, PART				784 PARTS, TRACTORS, MOTOR VEH	337	394	221
742 PUMPS FOR LIQUIDS, PARTS	71	419	233	785 CYCLES, MOTORCYCLES ETC.	37	135	80
743 PUMPS NES, CENTRIFUGS ETC	200	474	260	899 MISC MANUFCTRD GOODS NES	6	74	44
744 MECHANICAL HANDLING EQUIP	239	275	154				
745 OTH. NONELEC. MCH. TOOL, NES	222	975	566	GUINEA			
747 TAPS, COCKS, VALVES, ETC.	3	102	55	IMPORTS	9 667 009	69 265	39 729
748 TRANSMISSIONS SHAFTS ETC	77	408	238				
749 NON-ELECT. MACH. PARTS, ETC	79	316	176	001 LIVE ANIMALS	14	320	184
751 OFFICE MACHINES	36	216	127	071 COFFEE, COFFEE SUBSTITUTE	23 752	9 187	5 139
752 AUTOMATC. DATA PROC. EQUIP	8	104	58	072 COCOA	7 670	2 688	1 606
759 PARTS, FOR OFFICE MACHINS	4	126	75	081 ANIMAL FEED STUFF	8 121	214	119
764 TELECOMM. EQUIP. PARTS NES	10	838	469	231 NATURAL RUBBER, ETC.	384	75	42
771 ELECT. POWER MACHNRY. PARTS	5	149	85	247 WOOD ROUGH, ROUGH SQUARED	2 544	63	34
772 ELEC. SWITCH. RELAY. CIRCUIT	58	251	139	285 ALUMINIUM ORE, CONCTR. ETC	9 622 935	55 784	32 086
773 ELECTR. DISTRIB. EQPT NES	20	143	78	716 ROTATING ELECTRIC PLANT	160	98	52
776 TRANSISTORS, VALVES, ETC.	76	635	376	764 TELECOMM. EQUIP. PARTS NES		102	61
778 ELECTRIC. MACH. APPART. NES	239	453	251	971 GOLD, NONMONTRY EXCL ORES		71	39
781 PASS. MOTOR VEHCLS. EX. BUS	2 905	3 830	2 185	EXPORTS	245 793	38 350	21 480
782 GOODS, SPCL TRANSPORT VEH	2 973	3 062	1 770				
784 PARTS, TRACTORS, MOTOR VEH	1 014	1 267	725	012 OTHER MEAT, MEAT OFFAL	1 670	121	69
785 CYCLES, MOTORCYCLES ETC.	27	212	121	022 MILK AND CREAM	5 138	855	484
786 TRAILERS, SEMI-TRAILR, ETC	264	131	72	046 MEAL, FLOUR OF WHEAT, MSLN	126 328	2 912	1 614
791 RAILWAY VEHICLES. EQUIPNT	27	288	166				
792 AIRCRAFT, ASSOCTD. EQUIPNT	1	241	137				
813 LIGHTNG FIXTURES ETC. NES	87	238	136				
821 FURNITURE, CUSHIONS, ETC.	324	259	142				
871 OPTICAL INSTRUMENTS, NES	3	132	76				
872 MEDICAL INSTRUMENTS NES	7	98	54				

7 IMPORTS AND EXPORTS (SPECIAL TRADE) BY COUNTRIES OF PRODUCTION AND CONSUMPTION AND BY GROUPS OF THE SITC-REV. III 1988

GROUP DESCRIPTION	DT = 100 KG	1 000 DM	1 000 \$	GROUP DESCRIPTION	DT = 100 KG	1 000 DM	1 000 \$
056 VEGETABLES, PRPD, PRSVD, NES	313	75	43	716 ROTATING ELECTRIC PLANT	196	642	360
061 SUGARS, MOLASSES, HONEY	20 640	840	466	723 CIVIL ENGINEERING EQUIPT	908	1 450	833
112 ALCOHOLIC BEVERAGES	16 702	2 536	1 435	728 OTH. MACH, PTS, SPCL INDUST	1 005	1 006	583
122 TOBACCO, MANUFACTURED	1 843	2 644	1 473	741 HEATING, COOLING EQUIP, PART	•	•	•
269 WORN CLOTHING, TEXTL. ARTL	1 087	264	145	742 PUMPS FOR LIQUIDS, PARTS	145	261	150
334 PETROLEUM PRODUCTS	1 314	185	105	743 PUMPS NES, CENTRIFUGS ETC	54	171	98
421 FIXED VEG. FAT, OILS, SOFT	24 185	3 586	1 985	744 MECHANICAL HANDLING EQUIP	161	221	128
533 PIGMENTS, PAINTS, ETC.	331	92	54	745 OTH. NONELEC MCH, TOOL, NES	12	139	75
541 MEDICINES, ETC. EXC. GRP542	12	96	54	752 AUTOMATC. DATA PROC. EQUIP	4	172	101
542 MEDICAMENTS	44	126	73	774 ELECTRO-MEDCL. XRAY EQUIP	12	143	79
562 FERTILIZER, EXCEPT GRP272	7 967	248	141	778 ELECTRIC. MACH. APPART. NES	685	276	153
581 PLASTIC TUBE, PIPE, HOSE	720	332	193	781 PASS. MOTOR VEHCLS. EX. BUS	2 121	2 890	1 644
600 CPL IND PLANT CHAP 69-76	175	165	94	782 GOODS, SPCL TRANSPORT VEH	3 240	2 216	1 231
625 RUBBER TYRES, TUBES, ETC.	817	200	114	783 ROAD MOTOR VEHICLES NES	465	333	180
676 IRON, STL. BAR, SHAPES ETC.	3 072	239	133	784 PARTS, TRACTORS, MOTOR VEH	1 817	3 540	1 963
677 RAILWAY TRACK IRON, STEEL	5 445	672	369	786 TRAILERS, SEMI-TRAILR, ETC	379	202	112
679 TUBES, PIPES, ETC. IRON, STL	1 887	232	137	821 FURNITURE, CUSHIONS, ETC.	86	62	33
691 METALLIC STRUCTURES NES	576	451	265	848 CLOTHING, NONTXTL; HEADGEAR	2	56	30
693 WIRE PRODUCTS EXCL. ELECT	258	62	36	872 MEDICAL INSTRUMENTS NES	151	167	97
695 TOOLS	132	511	290	874 MEASURE, CONTROL INSTRMNT	8	300	171
699 MANUFACT. BASE METAL, NES	2 673	575	313	882 PHOTO. CINEMATOGRPH. SUPPL	95	221	125
700 CPL IND PLANT (84/85/87)	550	188	107	892 PRINTED MATTER	57	100	58
713 INTRNL COMBUS PSTN ENGIN	165	1 308	712	893 ARTICLES, NES, OF PLASTICS	82	69	34
716 ROTATING ELECTRIC PLANT	527	1 140	637	894 BABY CARRIAGE, TOYS, GAMES	133	300	160
723 CIVIL ENGINEERING EQUIPT	754	882	518				
728 OTH. MACH, PTS, SPCL INDUST	556	750	408	LIBERIA			
731 METAL REMOVAL WORK TOOLS	70	80	44	IMPORTS			
735 PARTS, NES, FOR MACH-TOOLS	7	65	38		55 145 775	292 226	166 350
741 HEATING, COOLING EQUIP, PART	•	•	•	001 LIVE ANIMALS	9	189	108
742 PUMPS FOR LIQUIDS, PARTS	426	812	440	071 COFFEE, COFFEE SUBSTITUTE	20 193	7 429	4 355
743 PUMPS NES, CENTRIFUGS ETC	12	59	31	072 COCOA	2 980	4 951	560
744 MECHANICAL HANDLING EQUIP	338	461	253	231 NATURAL RUBBER, ETC.	21 744	4 840	2 755
745 OTH. NONELEC MCH, TOOL, NES	42	302	164	247 WOOD ROUGH, ROUGH SQUARED	629 655	32 155	18 341
748 TRANSMISSIONS SHAFTS ETC	556	867	491	248 WOOD, SIMPLY WORKED	20 840	1 662	949
749 NON-ELECT MACH. PARTS, ETC	72	160	92	281 IRON ORE, CONCENTRATES	54 412 393	240 510	136 698
751 OFFICE MACHINES	13	59	34	289 PREC. METAL ORES, CONCTRTS		60	34
761 TELEVISION RECEIVERS ETC	41	51	30	422 FIXED VEG. FAT, OILS, OTHER	15 071	1 118	625
764 TELECOMM. EQUIP. PARTS NES	13	541	305	634 VENEERS, PLYWOOD, ETC.	3 093	1 300	752
772 ELEC. SWITCH. RELAY. CIRCUIT	43	204	115	728 OTH. MACH, PTS, SPCL INDUST	284	340	203
773 ELECTR. DISTRIB. EQPT NES	3 409	2 004	1 100	781 PASS. MOTOR VEHCLS. EX. BUS	49	97	55
774 ELECTRO-MEDCL. XRAY EQUIP	15	52	30	793 SHIP, BOAT, FLDAT. STRUCTRS	16 276	437	261
778 ELECTRIC. MACH. APPART. NES	797	652	365	874 MEASURE, CONTROL INSTRMNT		61	34
781 PASS. MOTOR VEHCLS. EX. BUS	2 102	2 011	1 122				
782 GOODS, SPCL TRANSPORT VEH	3 766	2 542	1 472	EXPORTS			
784 PARTS, TRACTORS, MOTOR VEH	874	1 703	967		458 386	73 315	41 261
811 PREFABRICATED BUILDINGS	624	158	94	011 BOVINE MEAT	5 570	600	346
848 CLOTHING, NONTXTL; HEADGEAR	1	56	30	022 MILK AND CREAM	8 858	1 252	699
874 MEASURE, CONTROL INSTRMNT	21	477	270	024 CHEESE AND CURD	517	301	171
893 ARTICLES, NES, OF PLASTICS	125	69	38	046 MEAL, FLOUR OF WHEAT, MSLN	39 544	1 143	642
				048 CEREAL PREPARATIONS	2 014	100	52
SIERRA LEONE				054 VEGETABLES	70	76	44
IMPORTS				061 SUGARS, MOLASSES, HONEY	90 168	3 885	2 233
036 CRUSTACEANS, MOLLUSCS ETC	35	79	47	098 EDDIBLE PROD. PREPRTNS, NES	64	58	31
071 COFFEE, COFFEE SUBSTITUTE	27 326	10 051	5 711	112 ALCOHOLIC BEVERAGES	353	85	46
072 COCOA	22 887	7 382	4 155	248 WOOD, SIMPLY WORKED	932	89	48
285 ALUMINIUM ORE, CONCTR. ETC	6 864 897	37 636	21 393	278 OTHER CRUDE MINERALS	58 057	1 362	760
287 ORE, CONCENTR. BASE METALS	32 707	2 599	1 464	285 ALUMINIUM ORE, CONCTR. ETC	974	51	30
292 CRUDE VEG. MATERIALS, NES	2 161	423	238	292 CRUDE VEG. MATERIALS, NES	52	102	55
971 GOLD, NONMONTY EXCL ORES		55	31	334 PETROLEUM PRODUCTS	9 834	1 461	806
EXPORTS				335 RESIDUAL PETROL. PRODUCTS	1 633	263	147
022 MILK AND CREAM	4 529	1 035	562	421 FIXED VEG. FAT, OILS, SOFT	6 318	782	427
046 MEAL, FLOUR OF WHEAT, MSLN	76 165	2 642	1 464	511 HYDROCARBONS, NES, DERIVTS	365	91	53
061 SUGARS, MOLASSES, HONEY	49 832	1 900	1 068	513 CARBOXYLIC ACIDS, DERIVTS	3 034	317	182
112 ALCOHOLIC BEVERAGES	4 703	813	455	522 INORGANIC CHEM. ELEMENTS	2 034	316	172
269 WORN CLOTHING, TEXTL. ARTL	648	149	83	523 METAL. SALTS, INORGAN. ACID	1 044	135	76
278 OTHER CRUDE MINERALS	11 511	338	187	531 SYNTH. COLOURS, LAKES, ETC.	237	973	537
334 PETROLEUM PRODUCTS	709	90	54	533 PIGMENTS, PAINTS, ETC.	695	326	187
335 RESIDUAL PETROL. PRODUCTS	3 258	380	214	541 MEDICINES, ETC. EXC. GRP542	27	163	89
421 FIXED VEG. FAT, OILS, SOFT	12 206	1 663	919	542 MEDICAMENTS	176	557	317
523 METAL. SALTS, INORGAN. ACID	438	58	33	551 ESSENTL. OIL, PERFUME, FLAVR	18	77	44
524 OTHER CHEMICAL COMPOUNDS	576	62	35	554 SOAP, CLEANERS, POLISH, ETC	1 910	629	353
531 SYNTH. COLOURS, LAKES, ETC.	13	91	51	562 FERTILIZER, EXCEPT GRP272	7 435	233	133
533 PIGMENTS, PAINTS, ETC.	128	109	61	571 POLYMERS OF ETHYLENE	353	69	41
541 MEDICINES, ETC. EXC. GRP542	11	75	40	574 POLYACETAL. POLYCARBONATE	61	114	61
542 MEDICAMENTS	88	260	144	575 OTH. PLASTIC, PRIMARY FORM	332	236	131
573 POLYMERS, VINYL CHLORIDE	337	84	48	581 PLASTIC TUBE, PIPE, HOSE	520	232	123
582 PLASTIC PLATE, SHEETS, ETC	73	98	56	582 PLASTIC PLATE, SHEETS, ETC	272	173	96
598 MISC. CHEMICAL PRDCTS. NES	283	103	58	591 INSECTICIDES, ETC.	191	210	119
625 RUBBER TYRES, TUBES, ETC.	696	365	201	592 STARCHES, INULIN, ETC.	149	130	73
629 ARTICLES OF RUBBER, NES	122	98	55	597 PREPRD ADDITIVES, LIQUIDS	170	80	43
641 PAPER AND PAPERBOARD	1 872	427	241	598 MISC. CHEMICAL PRDCTS. NES	245	106	106
642 PAPER, PAPERBOARD, CUT ETC	248	129	70	621 MATERIALS OF RUBBER	493	656	371
652 COTTON FABRICS, WOVEN	50	88	47	625 RUBBER TYRES, TUBES, ETC.	3 259	798	455
655 KNIT. CROCHET. FABRIC NES	96	83	45	629 ARTICLES OF RUBBER, NES	1 182	1 689	956
661 LIME, CEMENT, CONSTR. MATRL	17 394	239	139	634 VENEERS, PLYWOOD, ETC.	283	73	41
671 PIG IRON, SPIEGELEISN, ETC	400	89	53	641 PAPER AND PAPERBOARD	180	107	56
674 FLAT-ROLLED PLATED IRON	841	140	83	642 PAPER, PAPERBOARD, CUT ETC	737	395	222
676 IRON, STL. BAR, SHAPES ETC.	2 433	210	116	657 SPECIAL YARN, TXTL. FABRIC	66	98	50
679 TUBES, PIPES, ETC. IRON, STL	10 328	1 335	762	662 CLAY, REFRCT. CONSTR. MATRL	1 585	190	108
691 METALLIC STRUCTURES NES	2 590	1 100	593	663 MINERAL MANUFACTURES, NES	256	255	140
693 WIRE PRODUCTS EXCL. ELECT	163	85	48	664 GLASS	402	136	78
695 TOOLS	101	211	115	673 FLAT-ROLLED IRON ETC.	4 662	460	263
699 MANUFACT. BASE METAL, NES	120	63	33	674 FLAT-ROLLED PLATED IRON	395	68	39
700 CPL IND PLANT (84/85/87)	1 850	1 369	769	675 FLAT-ROLLED, ALLOY STEEL	1 121	231	131
713 INTRNL COMBUS PSTN ENGIN	65	315	181	676 IRON, STL. BAR, SHAPES ETC.	3 910	454	258
				677 RAILWAY TRACK IRON, STEEL	4 986	906	536
				679 TUBES, PIPES, ETC. IRON, STL	1 828	389	221
				684 ALUMINIUM	2 277	738	420



7 IMPORTS AND EXPORTS (SPECIAL TRADE) BY COUNTRIES OF PRODUCTION AND CONSUMPTION AND BY GROUPS OF THE SITC-REV. III 1988

GROUP DESCRIPTION	DT = 100 KG	1 000 DM	1 000 \$	GROUP DESCRIPTION	DT = 100 KG	1 000 DM	1 000 \$
691 METALLIC STRUCTURES NES	206	61	34	511 HYDROCARBONS, NES, DERIVTS	3 308	837	472
692 CONTAINERS, STORAGE, TRNSP	178	123	70	512 ALCOHOL, PHENOL, ETC. DERIV	1 340	589	329
693 WIRE PRODUCTS EXCL. ELECT	2 162	910	517	513 CARBOXYLIC ACIDS, DERIVTS	26 023	3 765	2 180
694 NAILS, SCREWS, NUTS, ETC.	773	340	193	514 NITROGEN-FUNCT. COMPOUNDS	764	500	278
695 TOOLS	424	994	557	515 ORGANO-INORGANIC COMPNDS	856	1 200	677
696 CUTLERY	79	165	90	516 OTHER ORGANIC CHEMICALS	2 554	1 270	709
699 MANUFACTS. BASE METAL, NES	11 397	1 628	922	522 INORGANIC CHEM. ELEMENTS	46 587	2 342	1 306
713 INTRNL COMBUS PSTN ENGIN	482	1 715	971	523 METAL. SALTS, INORGAN. ACID	8 383	764	422
716 ROTATING ELECTRIC PLANT	348	834	473	524 OTHER CHEMICAL COMPOUNDS	2 265	124	70
723 CIVIL ENGINEERING EQUIPT	890	1 499	850	531 SYNTH. COLOURS, LAKES, ETC.	2 228	6 441	3 672
728 OTH. MACH. PTS, SPCL INDUST	2 586	2 260	1 249	533 PIGMENTS, PAINTS, ETC.	2 573	1 571	895
735 PARTS, NES, FOR MACH-TOOLS	61	246	142	541 MEDICINES, ETC. EXC. GRP542	74	1 254	708
737 METALWORKING MACHNRY NES	40	212	120	542 MEDICAMENTS	860	1 948	1 104
741 HEATING, COOLING EQUIP, PART	*	*	*	551 ESSNTL. OIL, PERFUME, FLAVR	93	251	144
742 PUMPS FOR LIQUIDS, PARTS	89	486	275	553 PERFUMERY, COSMETICS, ETC.	89	366	205
743 PUMPS NES, CENTRIFUGS ETC	94	441	252	554 SOAP, CLEANERS, POLISH, ETC	2 687	1 074	611
744 MECHANICAL HANDLING EQUIP	1 291	1 343	770	571 POLYMERS OF ETHYLENE	8 265	1 541	876
745 OTH. NONELEC MCH, TOOL, NES	235	1 633	919	572 POLYMERS OF STYRENE	2 547	824	468
746 BALL OR ROLLER BEARINGS	134	529	301	573 POLYMERS, VINYL CHLORIDE	1 737	467	262
747 TAPS, COCKS, VALVES, ETC.	153	317	179	574 POLYACETAL, POLYCARBONATE	2 198	765	439
748 TRANSMISSIONS SHAFTS ETC	309	833	473	575 OTH. PLASTIC, PRIMARY FORM	9 302	3 105	1 774
749 NON-ELECT MACH. PARTS, ETC	900	1 857	1 055	582 PLASTIC PLATE, SHEETS, ETC	1 879	965	553
752 AUTOMATC. DATA PROC. EQUIP	9	123	67	591 INSECTICIDES, ETC.	1 144	2 437	1 416
764 TELECOMM. EQUIP. PARTS NES	13	241	136	592 STARCHES, INULIN, ETC.	1 315	305	174
771 ELECT POWER MACHNY. PARTS	13	68	40	598 MISC. CHEMICAL PRDCTS. NES	11 781	3 014	1 701
772 ELEC. SWITCH. RELAY. CIRCUIT	123	742	415	625 RUBBER TYRES, TUBES, ETC.	487	405	230
773 ELECTR. DISTRIBUT. EQPT NES	821	625	358	629 ARTICLES OF RUBBER, NES	103	288	159
774 ELECTRO-MEDCL. XRAY EQUIP	*	54	30	634 VENEERS, PLYWOOD, ETC.	296	96	57
775 DOM. ELEC. NON-ELEC. EQUIPT	149	218	126	641 PAPER AND PAPERBOARD	2 462	1 260	726
778 ELECTRIC. MACH. APPART. NES	178	542	306	642 PAPER, PAPERBOARD, CUT ETC	1 323	1 077	592
781 PASS. MOTOR VEHCLS. EX. BUS	3 440	4 511	2 545	651 TEXTILE YARN	1 034	1 340	761
782 GOODS, SPCL. TRANSPORT VEH	3 745	1 487	822	652 COTTON FABRICS, WOVEN	254	572	322
783 ROAD MOTOR VEHICLES NES	1 761	1 926	1 061	653 FABRICS, MAN-MADE FIBRES	666	1 165	667
784 PARTS, TRACTORS, MOTOR VEH	2 424	4 718	2 690	657 SPECIAL YARN, TXTL. FABRIC	450	328	186
786 TRAILERS, SEMI-TRAILR. ETC	1 661	1 072	596	662 CLAY, REFRCT. CONSTR. MATRL	3 978	1 291	693
791 RAILWAY VEHICLES. EQUIPNT	913	678	379	663 MINERAL MANUFACTURES, NES	168	200	108
793 SHIP, BOAT, FLOAT. STRUCTRS	138 166	8 336	4 633	664 GLASS	1 347	235	137
813 LIGHTNG FIXTURES ETC. NES	142	330	183	665 GLASSWARE	2 055	382	217
831 TRUNK, SUIT-CASES, BAG, ETC	6	68	37	666 POTTERY	47	68	39
848 CLOTHNG, NONTXTL. HEADGEAR	31	77	41	667 PEARLS, PRECIOUS STONES	*	*	*
851 FOOTWEAR	138	257	150	673 FLAT-ROLLED IRON ETC.	208 239	18 088	10 234
872 MEDICAL INSTRUMENTS NES	22	131	73	674 FLAT-ROLLED PLATED IRON	2 477	553	321
874 MEASURE, CONTROL INSTRMNT	86	630	353	675 FLAT-ROLLED, ALLOY STEEL	650	84	47
882 PHOTO. CINEMATOGRPH. SUPPL	62	66	36	676 IRON, STL. BAR, SHAPES ETC.	2 071	236	140
884 OPTICAL GOODS NES	2	65	35	679 TUBES, PIPES, ETC. IRON, STL	129	67	38
892 PRINTED MATTER	90	93	51	682 COPPER	56	73	43
893 ARTICLES, NES, OF PLASTICS	1 618	591	336	684 ALUMINIUM	451	622	349
895 OFFICE, STATIONERY SUPPLS	31	583	334	691 METALLIC STRUCTURES NES	1 216	346	204
897 GOLD, SILVERWARE, JEWEL NES	3	112	63	692 CONTAINERS, STORAGE, TRNSP	68	79	43
IVORY COAST				693 WIRE PRODUCTS EXCL. ELECT	274	110	62
IMPORTS	2 323 516	472 000	270 571	694 NAILS, SCREWS, NUTS, ETC.	173	91	50
036 CRUSTACEANS, MOLLUSCS ETC	38	68	40	695 TOOLS	124	338	191
037 FISH ETC. PRPD, PRSVD. NES	1 999	1 064	584	697 HOUSEHOLD EQUIPMENT, NES	52	57	34
054 VEGETABLES	1 479	245	138	699 MANUFACTS. BASE METAL, NES	4 422	1 937	1 121
057 FRUIT, NUTS EXCL. OIL NUTS	253 177	28 144	16 339	711 STEAM GENER. BOILERS, ETC.	247	144	79
071 COFFEE, COFFEE SUBSTITUTE	174 192	61 546	35 078	713 INTRNL COMBUS PSTN ENGIN	293	1 539	877
072 COCOA	658 333	250 030	144 364	716 ROTATING ELECTRIC PLANT	83	244	132
081 ANIMAL FEED STUFF	273 411	6 903	3 869	721 AGRIC. MACHINES, EX. TRACTR	916	581	326
231 NATURAL RUBBER, ETC.	123 032	26 669	15 078	722 TRACTORS	76	117	62
247 WOOD ROUGH, ROUGH SQUARED	63 941	4 427	2 533	723 CIVIL ENGINEERING EQUIPT	1 570	1 731	982
248 WOOD, SIMPLY WORKED	131 761	14 915	8 474	724 TEXTILE, LEATHER MACHINES	2 001	6 781	3 681
263 COTTON	50 293	13 354	7 619	725 PAPER, PULP MILL MACHINES	123	391	218
288 NON-FERROUS WASTE, SCRAP	736	203	120	726 PRINTNG, BOOKBINDNG MACHS	158	726	408
292 CRUDE VEG. MATERIALS, NES	6 914	3 473	1 989	727 FOOD-PROCESS. MCH. NON DCH	163	706	400
422 FIXED VEG. FAT, OILS, OTHER	394 236	32 670	18 298	728 OTH. MACH. PTS, SPCL INDUST	1 082	5 264	2 952
431 ANIMAL, VEG. FATS, OILS, NES	185	80	47	733 MACH-TOOLS, METAL-WORKING	58	209	123
512 ALCOHOL, PHENOL, ETC. DERIV	30 493	3 552	2 017	735 PARTS, NES, FOR MACH-TOOLS	12	288	158
522 INORGANIC CHEM. ELEMENTS	1 949	49	30	741 HEATING, COOLING EQUIP, PART	*	*	*
625 RUBBER TYRES, TUBES, ETC.	404	80	43	742 PUMPS FOR LIQUIDS, PARTS	59	719	402
634 VENEERS, PLYWOOD, ETC.	152 962	22 057	12 513	743 PUMPS NES, CENTRIFUGS ETC	198	822	470
635 WOOD MANUFACTURES, NES	1 248	232	134	744 MECHANICAL HANDLING EQUIP	475	635	362
652 COTTON FABRICS, WOVEN	123	97	58	745 OTH. NONELEC MCH, TOOL, NES	388	3 131	1 757
684 ALUMINIUM	727	333	186	746 BALL OR ROLLER BEARINGS	115	391	221
724 TEXTILE, LEATHER MACHINES	25	59	36	747 TAPS, COCKS, VALVES, ETC.	3	101	54
728 OTH. MACH. PTS, SPCL INDUST	33	56	31	748 TRANSMISSIONS SHAFTS ETC	139	445	250
EXPORTS	549 673	134 863	76 278	749 NON-ELECT MACH. PARTS, ETC	36	415	228
011 BOVINE MEAT	44 810	4 547	2 623	751 OFFICE MACHINES	38	147	83
012 OTHER MEAT, MEAT OFFAL	2 754	286	163	752 AUTOMATC. DATA PROC. EQUIP	5	58	32
022 MILK AND CREAM	47 036	6 996	3 983	759 PARTS, FOR OFFICE MACHINS	3	81	46
034 FISH, FRESH, CHILLED, FRDZN	9 677	664	383	763 SOUND RECORDER, PHONOGRPH	4	63	35
046 MEAL, FLOUR OF WHEAT, MSLN	2 482	63	33	764 TELECOMM. EQUIP. PARTS NES	62	958	540
048 CEREAL PREPARATIONS	120	94	53	771 ELECT POWER MACHNY. PARTS	495	604	321
054 VEGETABLES	102	87	49	772 ELEC. SWITCH. RELAY. CIRCUIT	9	227	126
061 SUGARS, MOLASSES, HONEY	15 225	514	289	774 ELECTRO-MEDCL. XRAY EQUIP	14	70	40
112 ALCOHOLIC BEVERAGES	779	118	69	778 ELECTRIC. MACH. APPART. NES	996	1 626	917
121 TOBACCO, UNMANUFACTURED	400	61	36	781 PASS. MOTOR VEHCLS. EX. BUS	2 222	5 572	3 163
122 TOBACCO, MANUFACTURED	104	149	88	782 GOODS, SPCL. TRANSPORT VEH	332	495	265
232 SYNTHETIC RUBBER, ETC.	514	165	99	784 PARTS, TRACTORS, MOTOR VEH	2 347	5 753	3 308
274 SULPHUR, UNRSTD. IRON PYRS	1 566	70	39	785 CYCLES, MOTORCYCLES ETC.	192	103	59
278 OTHER CRUDE MINERALS	13 887	408	231	786 TRAILERS, SEMI-TRAILR, ETC	628	343	190
292 CRUDE VEG. MATERIALS, NES	118	106	59	791 RAILWAY VEHICLES. EQUIPNT	131	232	132
334 PETROLEUM PRODUCTS	2 400	181	103	792 AIRCRAFT, ASSOCTD. EQUIPNT	2	104	60
335 RESIDUAL PETROL. PRODUCTS	7 827	805	451	821 FURNITURE, CUSHIONS, ETC.	51	126	74
431 ANIMAL, VEG. FATS, OILS, NES	3 056	462	263	871 OPTICAL INSTRUMENTS, NES	31	52	31
				872 MEDICAL INSTRUMENTS NES	31	280	156
				873 METERS, COUNTERS, NES	30	59	33
				874 MEASURE, CONTROL INSTRMNT	30	1 299	738
				881 PHOTOGRAPH APPAR. ETC. NES	2	79	39
				882 PHOTO. CINEMATOGRPH. SUPPL	807	1 277	723



7 IMPORTS AND EXPORTS (SPECIAL TRADE) BY COUNTRIES OF PRODUCTION AND CONSUMPTION AND BY GROUPS OF THE SITC-REV. III 1988

GROUP DESCRIPTION	DT = 100 KG	1 000 DM	1 000 \$	GROUP DESCRIPTION	DT = 100 KG	1 000 DM	1 000 \$
885 WATCHES AND CLOCKS	2	101	55	695 TOOLS	638	1 669	948
892 PRINTED MATTER	215	481	269	696 CUTLERY	162	497	285
893 ARTICLES, NES, OF PLASTICS	1 466	180	98	699 MANUFACTS. BASE METAL, NES	9 129	2 180	1 234
894 BABY CARRIAGE, TOYS, GAMES	17	65	35	700 CPL IND PLANT (84/85/87)	4 128	3 510	2 195
895 OFFICE, STATIONERY SUPPLS	123	565	316	711 STEAM GENER. BOILERS, ETC.	237	487	282
897 GOLD, SILVERWARE, JEWEL NES	7	520	297	713 INTRNL COMBUS PSTN ENGIN	801	2 341	1 347
898 MUSICAL INSTRUMENTS, ETC.	43	182	101	716 ROTATING ELECTRIC PLANT	389	1 156	651
899 MISC MANUFCTRD GOODS NES	47	118	66	721 AGRIC. MACHINES, EX. TRACTR	227	332	193
				722 TRACTORS	295	278	164
GHANA				723 CIVIL ENGINEERING EQUIPT	6 211	7 224	4 107
IMPORTS				724 TEXTILE, LEATHER MACHINES	70	767	422
034 FISH, FRESH, CHILLED, FROZN	23	110	63	725 PAPER, PULP MILL MACHINES	202	995	535
035 FISH, DRIED, SALTED, SMOKED	48	58	31	726 PRINTNG, BOOKBINDNG MACHS	445	1 866	1 027
037 FISH ETC. PREPD, PRSVD, NES	839	456	270	727 FOOD-PROCESS. MCH. NON DOM	37	552	314
054 VEGETABLES	390	91	43	728 OTH. MACH, PTS, SPL INDUST	4 800	6 650	3 818
057 FRUIT, NUTS EXCL. OIL NUTS	4 862	645	366	731 METAL REMOVAL WORK TOOLS	49	209	116
072 COCOA	75 658	28 013	15 941	733 MACH-TOOLS, METAL-WORKING	32	113	62
231 NATURAL RUBBER, ETC.	1 000	128	73	735 PARTS, NES, FOR MACH-TOOLS	67	555	313
247 WOOD ROUGH, ROUGH SQUARED	999 928	48 494	27 778	737 METALWORKING MACHNRY NES	84	536	308
248 WOOD, SIMPLY WORKED	220 440	23 241	13 141	741 HEATING, COOLING EQUIP, PART	.	.	.
277 NATURAL ABRASIVES, NES		68	39	742 PUMPS FOR LIQUIDS, PARTS	248	1 173	656
288 NON-FERROUS WASTE, SCRAP	2 977	802	449	743 PUMPS NES, CENTRIFUGS ETC	663	2 167	1 216
512 ALCOHOL, PHENOL, ETC. DERIV	13 866	1 291	737	744 MECHANICAL HANDLING EQUIP	3 470	4 698	2 651
634 VENEERS, PLYWOOD, ETC.	43 128	8 855	4 979	745 OTH. NONELEC MCH, TOOL, NES	442	3 952	1 895
635 WOOD MANUFACTURES, NES	324	82	47	746 BALL OR ROLLER BEARINGS	43	191	110
684 ALUMINIUM	422 377	146 753	82 657	747 TAPS, COCKS, VALVES, ETC.	103	542	311
713 INTRNL COMBUS PSTN ENGIN	26	375	215	748 TRANSMISSIONS SHAFTS ETC	70	330	192
723 CIVIL ENGINEERING EQUIPT	440	901	495	749 NON-ELECT MACH. PARTS, ETC	76	359	201
EXPORTS				751 OFFICE MACHINES	26	205	117
012 OTHER MEAT, MEAT OFFAL	225	61	34	752 AUTOMATC. DATA PROC. EQUIP	22	619	356
022 MILK AND CREAM	3 130	587	338	759 PARTS, FOR OFFICE MACHINS	10	130	72
035 FISH, DRIED, SALTED, SMOKED	4 150	2 178	1 267	761 TELEVISION RECEIVERS ETC	7	64	37
046 MEAL, FLOUR OF WHEAT, MSLN	78 949	2 415	1 354	764 TELECOMM. EQUIP. PARTS NES	72	859	488
048 CEREAL PREPARATIONS	15 026	932	530	771 ELECT POWER MACHNY, PARTS	49	74	39
056 VEGETABLES, PRPD, PRSVD, NES	216	76	38	772 ELEC. SWITCH, RELAY, CIRCUIT	175	1 485	848
061 SUGARS, MOLASSES, HONEY	236 117	10 055	5 643	773 ELECTR DISTRIB. EQPT NES	659	463	258
111 NON-ALCOHOL. BEVERAGE, NES	1 028	141	78	775 DOM. ELEC, NON-ELEC. EQUIPT	105	124	66
112 ALCOHOLIC BEVERAGES	1 365	321	181	778 ELECTRIC MACH. APPART. NES	517	959	551
232 SYNTHETIC RUBBER, ETC.	253	64	35	781 PASS. MOTOR VEHCLS. EX. BUS	5 645	6 161	3 524
269 WORN CLOTHING, TEXTL. ARTL	19 666	4 598	2 618	782 GOODS, SPLC TRANSPORT VEH	11 285	8 434	4 810
292 CRUDE VEG. MATERIALS, NES	17	107	58	783 ROAD MOTOR VEHICLES NES	1 973	1 996	1 147
334 PETROLEUM PRODUCTS	1 777	248	137	784 PARTS, TRACTORS, MOTOR VEH	7 955	9 289	5 291
335 RESIDUAL PETROL. PRODUCTS	157 074	7 613	4 419	785 CYCLES, MOTORCYCLES ETC.	76	128	71
421 FIXED VEG. FAT, OILS, SOFT	14 109	1 948	1 085	786 TRAILERS, SEMI-TRAILR, ETC	3 376	1 958	1 087
511 HYDROCARBONS, NES, DERIVTS	319	250	143	791 RAILWAY VEHICLES. EQUIPNT	2 888	4 312	2 442
512 ALCOHOL, PHENOL, ETC. DERIV	225	89	52	793 SHIP, BOAT, FLOAT. STRUCTRS	99	156	93
513 CARBOXYLIC ACIDS, DERIVTS	72	54	34	811 PREFABRICATED BUILDINGS	291	168	90
514 NITROGEN-FUNCT. COMPOUNDS	1 931	5 566	3 064	812 PLUMBNG, SANITRY, EQPT. ETC	51	57	32
516 OTHER ORGANIC CHEMICALS	43	56	34	813 LIGHTING FIXTURES ETC. NES	39	116	63
522 INORGANIC CHEM. ELEMENTS	10 257	1 274	715	821 FURNITURE, CUSHIONS, ETC.	313	234	134
523 METAL. SALTS, INORGAN. ACID	7 698	810	472	845 OTHR. TEXTILE APPAREL, NES	9	63	33
524 OTHER CHEMICAL COMPOUNDS	3 076	211	124	848 CLOTHNG, NONXTL; HEADGEAR	31	108	56
531 SYNTH. COLOURS, LAKES, ETC.	1 210	3 259	1 858	851 FOOTWEAR	25	56	31
533 PIGMENTS, PAINTS, ETC.	1 841	1 025	590	872 MEDICAL INSTRUMENTS NES	149	489	284
541 MEDICINES, ETC. EXC. GRP542	277	1 643	935	874 MEASURE, CONTROL INSTRMNT	272	2 866	1 608
542 MEDICAMENTS	894	4 968	2 829	882 PHOTO. CINEMATGRPH. SUPPL	730	991	562
554 SOAP, CLEANERS, POLISH, ETC	1 453	756	414	893 PRINTED MATTER	107	278	163
562 FERTILIZER, EXCEPT GRP272	23 807	509	288	895 ARTICLES, NES, OF PLASTICS	640	557	315
571 POLYMERS OF ETHYLENE	3 088	631	360	896 OFFICE, STATIONERY SUPPLS	210	225	123
572 POLYMERS OF STYRENE	1 467	547	306	898 MUSICAL INSTRUMENTS, ETC.	49	104	56
573 POLYMERS, VINYL CHLORIDE	1 968	542	318	899 MISC MANUFCTRD GOODS NES	19	155	89
575 OTH. PLASTIC, PRIMARY FORM	2 401	852	473	941 COMPL IND PLANT CHAPT 99	168	234	132
581 PLASTIC TUBE, PIPE, HOSE	712	218	122	TOGO			
582 PLASTIC PLATE, SHEETS, ETC	375	515	303	IMPORTS			
591 INSECTICIDES, ETC.	436	652	372	001 LIVE ANIMALS	25	125	71
592 STARCHES, INULIN, ETC.	2 081	730	410	036 CRUSTACEANS, MOLLUSCS ETC	326	703	395
593 EXPLOSIVES, PYROTECHNICS	381	216	126	057 FRUIT, NUTS EXCL. OIL NUTS	864	244	134
597 PREPD ADDITIVES, LIQUIDS	120	69	39	071 COFFEE, COFFEE SUBSTITUTE	6 229	2 200	1 226
598 MISC. CHEMICAL PRDTS. NES	3 294	1 084	599	072 COCOA	16 864	7 432	4 182
611 LEATHER	4	98	57	023 OILSEED (OTH. FIX. VEG. OIL)	984	55	30
621 MATERIALS OF RUBBER	33	78	43	263 COTTON	6 089	1 785	1 027
625 RUBBER TYRES, TUBES, ETC.	4 499	1 728	983	288 NON-FERROUS WASTE, SCRAP	913	135	79
629 ARTICLES OF RUBBER, NES	77	227	128	292 CRUDE VEG. MATERIALS, NES	420	421	247
641 PAPER AND PAPERBOARD	1 905	477	281	752 AUTOMATC. DATA PROC. EQUIP	5	59	34
642 PAPER, PAPERBOARD, CUT ETC	647	281	157	764 TELECOMM. EQUIP. PARTS NES		75	45
651 TEXTILE YARN	340	125	71	971 GOLD, NONMONTY EXCL ORES		241	135
655 KNIT, CROCHET, FABRIC NES	7	60	36	EXPORTS			
657 SPECIAL YARN, TXTL, FABRIC	431	364	205	011 BOVINE MEAT	4 209	697	383
658 TEXTILE ARTICLES NES	68	126	72	012 OTHER MEAT, MEAT OFFAL	4 529	402	230
661 LIME, CEMENT, CONSTR. MATRL	148 557	1 849	1 052	022 MILK AND CREAM	3 358	361	209
662 CLAY, REFRCT. CONSTR. MATRL	783	55	33	034 FISH, FRESH, CHILLED, FROZN	8 424	548	327
663 MINERAL MANUFACTURES, NES	903	568	315	037 FISH ETC. PREPD, PRSVD, NES	499	223	126
665 GLASSWARE	269	65	38	046 MEAL, FLOUR OF WHEAT, MSLN	5 042	123	67
672 INGOTS ETC. IRON OR STEEL	20 445	1 005	553	048 CEREAL PREPARATIONS	260	126	73
673 FLAT-ROLLED IRON ETC.	5 598	584	326	061 SUGARS, MOLASSES, HONEY	49 067	2 304	1 310
674 FLAT-ROLLED PLATED IRON	2 575	330	189	073 CHOCOLATE, OTH. COCOA PREP	93	82	43
676 IRON, STL. BAR, SHAPES ETC.	12 465	970	564	098 EDIBLE PRD. PREPRNTS, NES	1 924	1 273	712
678 WIRE OF IRON OR STEEL	8 581	1 541	888	111 NON-ALCOHOL. BEVERAGE, NES	720	52	30
679 TUBES, PIPES, ETC. IRON, STL	1 768	814	453	112 ALCOHOLIC BEVERAGES	267	79	45
682 COPPER	2 958	1 961	1 115	269 WORN CLOTHING, TEXTL. ARTL	27 041	5 523	3 160
684 ALUMINIUM	166	172	96	278 OTHER CRUDE MINERALS	1 729	82	44
691 METALLIC STRUCTURES NES	1 909	909	520	292 CRUDE VEG. MATERIALS, NES	115	199	112
692 CONTAINERS, STORAGE, TRNSP	1 602	586	336	335 RESIDUAL PETROL. PRODUCTS	621	93	52
693 WIRE PRODUCTS EXCL. ELECT	1 280	392	226	514 NITROGEN-FUNCT. COMPOUNDS	108	183	110
694 NAILS, SCREWS, NUTS, ETC.	1 851	342	194				



7 IMPORTS AND EXPORTS (SPECIAL TRADE) BY COUNTRIES OF PRODUCTION AND CONSUMPTION AND BY GROUPS OF THE SITC-REV. III 1988

GROUP DESCRIPTION	DT = 100 KG	1 000 DM	1 000 \$	GROUP DESCRIPTION	DT = 100 KG	1 000 DM	1 000 \$
022 MILK AND CREAM	56 782	10 342	5 808	696 CUTLERY	198	410	234
023 BUTTER, OTHER FAT OF MILK	594	154	89	697 HOUSEHOLD EQUIPMENT, NES	634	176	107
024 CHEESE AND CURD	163	122	65	699 MANUFACTS. BASE METAL, NES	19 681	6 906	3 987
046 MEAL, FLOUR OF WHEAT, MSLN	20 449	878	492	700 CPL IND PLANT (84/85/87)	2 285	8 664	5 028
048 CEREAL PREPARATIONS	5 085	128	75	711 STEAM GENER. BOILERS, ETC.	416	1 740	983
054 VEGETABLES	1 173	1 677	957	712 STEAM TURBINES	59	1 872	1 023
061 SUGARS, MOLASSES, HONEY	593 958	28 127	15 383	713 INTRNL COMBUS PSTN ENGIN	2 829	5 866	3 337
081 ANIMAL FEED STUFF	610	229	131	714 ENGINES, MOTORS NON-ELECT	74	1 396	796
098 EDIBLE PROD. PREPRTRS, NES	4 387	2 112	1 187	718 ROTATING ELECTRIC PLANT	1 840	6 236	3 562
111 NON-ALCOHOL. BEVERAGE, NES	667	109	65	719 OTH. POWR. GENRTRNG. MACHNRY	564	7 998	4 824
112 ALCOHOLIC BEVERAGES	15 423	3 231	1 840	721 AGRIC. MACHINES, EX. TRACTR	666	2 131	1 201
232 SYNTHETIC RUBBER, ETC.	1 516	452	264	723 CIVIL ENGINEERING EQUIP	9 140	9 926	5 611
248 WOOD, SIMPLY WORKED	1 035	143	78	724 TEXTILE, LEATHER MACHINES	12 308	46 007	26 537
266 SYNTHETIC FIBRES	1 705	525	300	725 PAPER, PULP MILL MACHINES	1 021	6 694	3 738
267 OTHER MAN-MADE FIBRES	486	279	163	726 PRINTING, BOOKBINDING MACHS	1 092	5 766	3 167
269 WORN CLOTHING, TEXTL. ARTL	18 554	4 349	2 461	727 FOOD-PROCESS. MCH. NON DOM	2 287	6 721	3 948
273 STONE, SAND AND GRAVEL	6 729	173	97	728 OTH. MACH. PTS, SPCL INDUST	7 109	16 790	9 671
274 SULPHUR, UNRSTD. IRON PYRS	6 916	313	170	731 METAL REMOVAL WORK TOOLS	455	982	576
278 OTHER CRUDE MINERALS	90 790	1 651	943	733 MACH-TOOLS, METAL-WORKING	2 237	3 061	1 677
292 CRUDE VEG. MATERIALS, NES	1 852	3 554	2 044	735 PARTS, NES, FOR MACH-TOOLS	681	3 312	1 879
325 COKE, SEMI-COKE, RET. CARBN	2 280	113	64	737 METALWORKING MACHNRY NES	460	1 922	1 116
334 PETROLEUM PRODUCTS	25 402	4 865	2 800	741 HEATNG, COOLING EQUIP, PART	.	.	.
335 RESIDUAL PETROL. PRODUCTS	45 542	6 101	3 495	742 PUMPS FOR LIQUIDS, PARTS	1 610	6 996	3 977
411 ANIMAL OILS AND FATS	600	76	43	743 PUMPS NES, CENTRIFUGS ETC	2 923	8 094	4 581
422 FIXED VEG. FAT, OILS, OTHER	2 678	295	176	744 MECHANICAL HANDLING EQUIP	2 236	4 835	2 744
431 ANIMAL, VEG. FATS, OILS, NES	5 029	88	41	745 OTH. NONELEC MCH, TOOL, NES	2 146	14 453	8 294
511 HYDROCARBONS, NES, DERIVTS	5 497	1 329	758	746 BALL DR ROLLER BEARINGS	458	1 603	920
512 ALCOHOL, PHENOL, ETC. DERIV	7 580	3 125	1 741	747 TAPS, COCKS, VALVES, ETC.	632	3 601	2 090
513 CARBOXYLIC ACIDS, DERIVTS	25 550	4 924	2 759	748 TRANSMISSIONS SHAFTS ETC	1 887	7 007	3 961
514 NITROGEN-FUNCT. COMPOUNDS	73 025	38 320	21 660	749 NON-ELECT MACH. PARTS, ETC	666	3 496	1 988
515 ORGANO-INDORGANIC COMPNDS	2 903	4 233	2 373	751 OFFICE MACHINES	229	4 320	2 390
516 OTHER ORGANIC CHEMICALS	3 152	1 303	733	752 AUTOMATC. DATA PROC. EQUIP	224	3 523	1 974
522 INORGANIC CHEM. ELEMENTS	134 881	10 345	5 847	759 PARTS, FOR OFFICE MACHINS	24	1 649	947
523 METAL. SALTS, INORGAN. ACID	78 493	4 598	2 609	761 TELEVISION RECEIVERS ETC	39	136	80
524 OTHER CHEMICAL COMPOUNDS	1 890	146	87	762 RADIO-BROADCAST RECEIVER	19	133	77
525 RADIO-ACTIVE MATERIALS	6 385	31 307	17 576	763 SOUND RECORDER, PHONOGRPH	5	144	81
531 SYNTH. COLOURS, LAKES, ETC.	4 400	7 787	4 339	764 TELECOMM. EQUIP. PARTS NES	298	6 491	3 680
532 DYEING, TANNING MATERIALS	16 818	7 119	4 072	771 ELECT POWER MACHNRY. PARTS	3 674	4 591	2 598
533 PIGMENTS, PAINTS, ETC.	439	2 302	1 282	772 ELEC. SWITCH, RELAY, CIRCUIT	1 391	7 256	4 133
541 MEDICINES, ETC. EXC. GRP542	5 430	15 772	8 973	773 ELECTR. DISTRIBUT. EQPT NES	6 876	3 089	1 752
542 MEDICAMENTS	2 177	5 328	2 977	774 ELECTRO-MEDCL. XRAY EQUIP	42	507	293
551 ESSNTL. OIL, PERFUME, FLAVR	293	431	249	775 DOM. ELEC. NON-ELEC. EQUIPT	269	509	283
553 PERFUMERY, COSMETICS, ETC.	6 505	3 020	1 722	776 TRANSISTORS, VALVES, ETC.	58	34	33
554 SOAP, CLEANERS, POLISH, ETC	14 698	743	421	778 ELECTRIC MACH. APPART. NES	11 835	9 818	5 583
562 FERTILIZER, EXCEPT GRP272	63 135	12 567	7 155	781 PASS. MOTOR VEHCLS. EX. BUS	5 873	12 723	7 217
571 POLYMERS OF ETHYLENE	3 487	8 220	4 685	782 GOODS, SPCL TRANSPORT VEH	17 285	21 830	12 339
572 POLYMERS OF STYRENE	38 222	5 050	2 840	783 ROAD MOTOR VEHICLES NES	4 538	7 112	4 088
573 POLYMERS, VINYL CHLORIDE	24 329	9 421	5 368	784 PARTS, TRACTORS, MOTOR VEH	15 100	25 050	14 238
574 POLYACETAL, POLYCARBONATE	24 060	1 005	589	785 CYCLES, MOTORCYCLES ETC.	2 439	2 131	1 167
575 OTH. PLASTIC, PRIMARY FORM	10 703	2 953	1 675	786 TRAILERS, SEMI-TRAILR, ETC	1 240	2 124	1 182
579 PLASTIC WASTE, SCRAP ETC	5 203	4 629	2 589	787 AIRCRAFT, ASSOCD. EQUIPNT	354	45 090	26 026
581 PLASTIC TUBE, PIPE, HOSE	5 636	135	78	788 SHIP, BOAT, FLOAT. STRUCTRS	3 797	551	308
582 PLASTIC PLATE, SHEETS, ETC	140	203	672	800 CPL IND PLANT CHAP 90/94	505	910	517
583 MONOFILAMENT OF PLASTICS	1 203	2 691	1 511	811 PREFABRICATED BUILDINGS	931	587	345
591 INSECTICIDES, ETC.	14 277	8 532	4 810	812 PLUMBING, SANITRY, EQPT. ETC	182	259	148
592 STARCHES, INULIN, ETC.	9 685	792	443	813 LIGHTING FIXTURES ETC. NES	2 597	3 716	2 100
593 EXPLOSIVES, PYROTECHNICS	2 128	11 150	6 244	821 FURNITURE, CUSHIONS, ETC.	1 034	893	507
597 PREPRD ADDITIVES, LIQUIDS	26 717	15 713	9 175	841 MENS, BOYS CLOTHING, X-KNIT	16	227	127
598 MISC. CHEMICAL PRODTS, NES	58 019	220	122	845 OTHR. TEXTILE APPAREL, NES	10	134	69
600 CPL IND PLANT CHAP 69-76	701	218	694	846 CLOTHING ACCESSRS, FABRIC	26	57	30
611 LEATHER	17 167	7 944	4 546	848 CLOTHING, NONTEXTL; HEADGEAR	49	217	123
621 MATERIALS OF RUBBER	948	2 141	1 243	851 FOOTWEAR	86	239	130
625 RUBBER TYRES, TUBES, ETC.	474	143	82	871 OPTICAL INSTRUMENTS, NES	79	47	47
629 ARTICLES OF RUBBER, NES	585	1 019	575	872 MEDICAL INSTRUMENTS NES	1 873	2 661	1 537
634 VENEERS, PLYWOOD, ETC.	57 017	13 543	7 610	873 METERS, COUNTERS, NES	317	1 352	779
635 WOOD MANUFACTURES, NES	4 457	2 118	1 200	874 MEASURE, CONTROL INSTRMNT	483	12 256	7 014
641 PAPER AND PAPERBOARD	231	217	127	881 PHOTOGRAPH APPAR. ETC. NES	113	636	363
642 PAPER, PAPERBOARD, CUT ETC	845	3 770	2 134	882 PHOTO. CINEMATDGRPH. SUPPL	5 054	8 200	4 647
651 TEXTILE YARN	665	300	175	884 OPTICAL GOODS NES	1	76	40
652 COTTON FABRICS, MOVEN	516	687	402	895 WATCHES AND CLOCKS	7	152	87
653 FABRICS, MAN-MADE FIBRES	69	190	111	896 PRINTED MATTER	401	758	443
654 OTH. TEXTILE FABRIC, MOVEN	1 373	1 208	698	899 ARTICLES, NES, OF PLASTICS	1 738	2 078	1 206
656 TULLE, LACE, EMBROIDRY, ETC	1 230	774	429	894 BABY CARRIAGE, TOYS, GAMES	78	367	206
657 SPECIAL YARN, TXTL. FABRIC	102	102	56	895 OFFICE, STATIONERY SUPPLS	897	1 633	910
658 TEXTILE ARTICLES NES	578 217	7 521	4 266	897 GOLD, SILVERWARE, JEWEL NES	2	177	100
659 FLOOR COVERINGS, ETC.	38 214	6 640	3 769	898 MUSICAL INSTRUMENTS, ETC.	174	545	311
661 LIME, CEMENT, CONSTR. MATRL	6 825	2 324	1 328	899 MISC MANUFCTRD GOODS NES	398	300	161
662 CLAY, REFRCT. CONSTR. MATRL	8 559	1 353	765	941 COMPL IND PLANT CHAPT 99	4 678	4 344	2 488
663 MINERAL MANUFACTURES, NES	412	176	101				
664 GLASS	646 360	71 456	40 643	CAMERDON			
665 GLASSWARE	9 652	1 658	921	IMPORTS	2 121 312	252 289	142 946
667 PEARLS, PRECIOUS STONES	372	248	139	001 LIVE ANIMALS	13	475	272
671 PIG IRON, SPIEGELEISN, ETC	33 196	2 866	1 637	036 CRUSTACEANS, MOLLUSCS ETC	39	88	50
673 FLAT-ROLLED IRON ETC.	3 288	749	424	071 COFFEE, COFFEE SUBSTITUTE	161 343	73 518	41 603
674 FLAT-ROLLED PLATED IRON	208 415	28 450	16 188	072 COCOA	196 625	73 292	41 894
675 FLAT-ROLLED, ALLOY STEEL	8 085	4 748	2 720	075 SPICES	456	252	136
676 IRON, STL. BAR, SHAPES ETC.	18	100	54	121 TOBACCO, UNMANUFACTURED	251	623	364
678 WIRE OF IRON OR STEEL	4 628	2 890	1 636	231 NATURAL RUBBER, ETC.	20 638	4 275	2 450
679 TUBES, PIPES, ETC. IRON, STL	2 007	287	153	247 WOOD ROUGH, ROUGH SQUARED	476 224	30 392	17 340
682 COPPER	6 159	1 063	575	248 WOOD, SIMPLY WORKED	31 016	2 464	1 408
683 NICKEL	8 103	4 258	2 404	263 COTTON	32 131	7 938	4 452
684 ALUMINIUM	1 124	1 158	652	288 NON-FERROUS WASTE, SCRAP	194	58	35
685 LEAD	13 572	2 572	1 473	292 CRUDE VEG. MATERIALS, NES	441	234	135
686 ZINC	2 109	1 254	710	333 PETROLEUM OILS, CRUDE	966 970	17 537	9 642
691 METALLIC STRUCTURES NES	2 562	6 356	3 618	422 FIXED VEG. FAT, OILS, OTHER	163 283	12 754	6 996
692 CONTAINERS, STORAGE, TRNSP				634 VENEERS, PLYWOOD, ETC.	3 407	666	382
693 WIRE PRODUCTS EXCL. ELECT				635 WOOD MANUFACTURES, NES	217	54	31
694 NAILS, SCREWS, NUTS, ETC.							
695 TOOLS							

GROUP DESCRIPTION	DT = 100 KG	1 000 DM	1 000 \$	GROUP DESCRIPTION	DT = 100 KG	1 000 DM	1 000 \$
652 COTTON FABRICS, WOVEN	2 883	2 073	1 175	749 NON-ELECT MACH. PARTS, ETC	23	143	81
684 ALUMINIUM	63 308	23 179	13 225	751 OFFICE MACHINES	56	276	154
728 OTH. MACH. PTS, SPCL INDUST	1	57	31	752 AUTOMATC. DATA PROC. EQUIP	11	189	106
898 MUSICAL INSTRUMENTS, ETC.	104	73	40	759 PARTS, FOR OFFICE MACHINS	3	92	52
EXPORTS	293 214	148 119	84 224	761 TELEVISION RECEIVERS ETC	152	455	265
022 MILK AND CREAM	2 436	517	304	763 SOUND RECORDER, PHONOGRPH	7	341	203
046 MEAL, FLOUR OF WHEAT, MSLN	32 954	771	455	764 TELECOMM. EQUIP. PARTS NES	77	2 892	1 628
054 VEGETABLES	1 040	1 150	772	771 ELECT POWER MACHNY. PARTS	16	74	42
061 SUGARS, MOLASSES, HONEY	1 500	57	30	772 ELEC. SWITCH. RELAY. CIRCUIT	16	129	68
112 ALCOHOLIC BEVERAGES	4 366	656	383	774 ELECTRO-MEDCL. XRAY EQUIP	24	373	202
121 TOBACCO, UNMANUFACTURED	652	1 162	638	775 DOM. ELEC. NON-ELEC. EQUIPT	67	150	80
122 TOBACCO, MANUFACTURED	14 753	28 605	16 304	776 TRANSISTORS, VALVES, ETC.	2	148	85
232 SYNTHETIC RUBBER, ETC.	299	94	55	778 ELECTRIC. MACH. APPART. NES	765	1 189	681
278 OTHER CRUDE MINERALS	639	83	47	781 PASS. MOTOR VEHCLS. EX. BUS	2 434	4 847	2 757
292 CRUDE VEG. MATERIALS, NES	503	1 184	676	782 GOODS, SPCL TRANSPORT VEH	7 321	7 152	4 107
335 RESIDUAL PETROL. PRODUCTS	43 675	2 075	1 149	783 ROAD MOTOR VEHICLES NES	2 040	1 975	1 108
421 FIXED VEG. FAT, OILS, SOFT	4 444	483	274	784 PARTS, TRACTORS, MOTOR VEH	1 126	2 783	1 598
431 ANIMAL, VEG. FATS, OILS, NES	1 492	168	97	785 CYCLES, MOTORCYCLES ETC.	269	739	409
511 HYDROCARBONS, NES, DERIVTS	1 343	386	214	786 TRAILERS, SEMI-TRAILR, ETC	2 017	789	456
512 ALCOHOL, PHENOL, ETC. DERIV	3 063	824	463	791 RAILWAY VEHICLES. EQUIPNT	5 518	4 288	2 574
513 CARBOXYLIC ACIDS, DERIVTS	1 798	432	251	811 PREFABRICATED BUILDINGS	701	169	96
514 NITROGEN-FUNCT. COMPOUNDS	889	2 130	1 192	813 LIGHTNG FIXTURES ETC. NES	640	832	466
515 ORGANO-INORGANIC COMPOUNDS	61	33	871	821 FURNITURE, CUSHIONS, ETC.	59	69	37
516 OTHER ORGANIC CHEMICALS	237	92	51	848 CLOTHNG, NONTXLT. HEADGEAR	17	100	54
522 INORGANIC CHEM. ELEMENTS	3 945	575	325	871 OPTICAL INSTRUMENTS, NES	4	134	78
523 METAL. SALTS, INORGAN. ACID	19 665	1 472	840	872 MEDICAL INSTRUMENTS NES	12	109	63
531 SYNTH. COLOURS, LAKES, ETC.	678	3 339	1 882	873 METERS, COUNTERS, NES	417	395	220
533 PIGMENTS, PAINTS, ETC.	3 142	876	502	874 MEASURE, CONTROL INSTRMNT	87	1 575	872
541 MEDICINES, ETC. EXC. GRP542	10	128	72	881 PHOTOGRAPH APPAR. ETC. NES	6	59	34
542 MEDICAMENTS	73	558	317	882 PHOTO. CINEMATOGRPH. SUPPL	874	1 339	756
551 ESSNTL. OIL, PERFUME, FLAVR	29	86	48	892 PRINTED MATTER	761	869	494
554 SOAP, CLEANERS, POLISH, ETC	2 120	1 437	822	893 ARTICLES, NES, OF PLASTICS	407	378	207
562 FERTILIZER, EXCEPT GRP272	5 937	189	107	895 OFFICE, STATIONERY SUPPLS	121	420	235
571 POLYMERS OF ETHYLENE	3 061	649	365	898 MUSICAL INSTRUMENTS, ETC.	19	113	61
572 POLYMERS OF STYRENE	600	201	116	CENT AFR REP			
573 POLYMERS, VINYL CHLORIDE	1 045	220	125	IMPORTS	33 066	6 150	3 474
574 POLYACETAL, POLYCARBONATE	1 255	771	432	071 COFFEE, COFFEE SUBSTITUTE	6 029	2 203	1 254
575 OTH. PLASTIC, PRIMARY FORM	4 124	1 198	683	247 WOOD ROUGH, ROUGH SQUARED	19 850	1 698	954
581 PLASTIC TUBE, PIPE, HOSE	283	101	57	263 COTTON	4 513	1 120	622
582 PLASTIC PLATE, SHEETS, ETC	292	268	152	287 ORE, CONCENTR. BASE METALS	1 700	418	238
591 INSECTICIDES, ETC.	2 000	1 716	951	431 ANIMAL, VEG. FATS, OILS, NES	705	384	215
592 STARCHES, INULIN, ETC.	4 349	1 493	824	625 RUBBER TYRES, TUBES, ETC.	108	51	31
593 EXPLOSIVES, PYROTECHNICS	999	393	222	778 ELECTRIC. MACH. APPART. NES	9	86	51
597 PREPRD ADDITIVES, LIQUIDS	811	245	140	EXPORTS	42 717	16 425	9 300
598 MISC. CHEMICAL PRDTS. NES	2 375	1 816	1 030	022 MILK AND CREAM	300	105	60
621 MATERIALS OF RUBBER	46	85	50	037 FISH ETC. PREPD, PRSVD. NES	1 040	470	262
625 RUBBER TYRES, TUBES, ETC.	7 649	2 900	1 619	046 MEAL, FLOUR OF WHEAT, MSLN	20 872	512	293
629 ARTICLES OF RUBBER, NES	25	123	69	054 VEGETABLES	87	93	53
635 WOOD MANUFACTURES, NES	160	57	32	112 ALCOHOLIC BEVERAGES	1 054	160	95
641 PAPER AND PAPERBOARD	7 270	1 930	1 098	292 CRUDE VEG. MATERIALS, NES	30	95	55
642 PAPER, PAPERBOARD, CUT ETC.	2 188	1 469	831	431 ANIMAL, VEG. FATS, OILS, NES	1 080	87	48
651 TEXTILE YARN	107	304	168	522 INORGANIC CHEM. ELEMENTS	1 202	91	51
652 COTTON FABRICS, WOVEN	142	280	159	60 531 SYNTH. COLOURS, LAKES, ETC.	87	459	261
653 FABRICS, MAN-MADE FIBRES	557	994	566	533 PIGMENTS, PAINTS, ETC.	307	314	180
657 SPECIAL YARN, TXLT. FABRIC	564	950	535	542 MEDICAMENTS	39	172	95
661 LIME, CEMENT, CONSTR. MATRL	6 219	1 102	60	575 OTH. PLASTIC, PRIMARY FORM	143	129	70
662 CLAY, REFRACT. CONSTR. MATRL	7 543	381	215	598 MISC. CHEMICAL PRDTS. NES	147	257	144
663 MINERAL MANUFACTURES, NES	210	222	124	625 RUBBER TYRES, TUBES, ETC.	496	298	169
664 GLASS	782	117	69	089 ARTICLES OF RUBBER, NES	29	96	54
665 GLASSWARE	2 166	263	147	641 PAPER AND PAPERBOARD	106	52	30
672 INGOTS ETC. IRON OR STEEL	2 400	130	77	642 PAPER, PAPERBOARD, CUT ETC	58	87	48
673 FLAT-ROLLED IRON ETC.	22 891	1 856	1 089	651 TEXTILE YARN	15	85	49
674 FLAT-ROLLED PLATED IRON	3 172	811	482	652 COTTON FABRICS, WOVEN	38	90	51
675 FLAT-ROLLED, ALLOY STEEL	1 571	151	88	653 FABRICS, MAN-MADE FIBRES	2 170	494	269
676 IRON, STL. BAR, SHAPES ETC.	2 417	244	135	676 IRON, STL. BAR, SHAPES ETC.	2 477	197	113
679 TUBES, PIPES, ETC. IRON, STL	166	102	56	684 ALUMINIUM	59	78	44
682 COPPER	50	52	31	691 METALLIC STRUCTURES NES	6 537	3 223	1 822
684 ALUMINIUM	1 331	6 790	3 937	694 NAILS, SCREWS, NUTS, ETC.	200	214	123
691 METALLIC STRUCTURES NES	802	166	93	695 TOOLS	51	157	92
692 CONTAINERS, STORAGE, TRNSP	258	248	141	697 HOUSEHOLD EQUIPMENT, NES	166	96	55
694 NAILS, SCREWS, NUTS, ETC.	612	144	79	699 MANUFACTS. BASE METAL, NES	264	147	81
695 TOOLS	161	351	198	711 STEAM GENER. BOILERS, ETC.	42	100	56
697 HOUSEHOLD EQUIPMENT, NES	320	193	111	712 STEAM TURBINES	32	142	80
699 MANUFACTS. BASE METAL, NES	3 537	1 606	926	713 INTRNL COMBUS PSTN ENGIN	111	558	318
711 STEAM GENER. BOILERS, ETC.	75	77	41	714 ENGINES, MOTORS NON-ELECT	10	236	139
712 STEAM TURBINES	32	133	78	716 ROTATING ELECTRIC PLANT	77	244	138
713 INTRNL COMBUS PSTN ENGIN	111	558	318	727 FOOD-PROCESS. MCH. NON DOM	14	62	34
714 ENGINES, MOTORS NON-ELECT	10	236	139	728 OTH. MACH. PTS, SPCL INDUST	77	461	263
716 ROTATING ELECTRIC PLANT	77	244	138	742 PUMPS FOR LIQUIDS, PARTS	21	72	42
721 AGRIC. MACHINES, EX. TRACTR	123	178	100	743 PUMPS NES, CENTRIFUGS ETC	35	103	58
723 CIVIL ENGINEERING EQUIPT	4 074	3 763	2 157	744 MECHANICAL HANDLNG EQUIP	81	95	54
724 TEXTILE, LEATHER MACHINES	159	980	557	745 OTH. NONELEC MCH, TOOL, NES	46	228	130
725 PAPER, PULP MILL MACHINES	40	157	90	750 AUTOMATC. DATA PROC. EQUIP	30	181	98
726 PRINTNG, BOOKBINDNG MACHS	73	412	237	764 TELECOMM. EQUIP. PARTS NES	6	154	88
727 FOOD-PROCESS. MCH. NON DOM	238	1 294	750	773 ELECTR. MACH. APPART. NES	35	81	46
728 OTH. MACH. PTS, SPCL INDUST	2 176	2 475	1 397	778 ELECTRIC. MACH. APPART. NES	79	123	66
731 METAL REMOVAL WORK TOOLS	71	114	65	781 PASS. MOTOR VEHCLS. EX. BUS	161	402	227
733 MACH-TOOLS, METAL-WORKING	27	58	32	782 GOODS, SPCL TRANSPORT VEH	2 173	2 509	1 454
735 PARTS, NES, FOR MACH-TOOLS	4	129	70	784 PARTS, TRACTORS, MOTOR VEH	333	913	504
741 HEATING, COOLNG EQUIP, PART				786 TRAILERS, SEMI-TRAILR, ETC	115	66	35
742 PUMPS FOR LIQUIDS, PARTS	70	332	185	821 FURNITURE, CUSHIONS, ETC.	24	74	43
743 PUMPS NES, CENTRIFUGS ETC	273	543	304	874 MEASURE, CONTROL INSTRMNT	5	81	44
744 MECHANICAL HANDLNG EQUIP	719	838	475				
745 OTH. NONELEC MCH, TOOL, NES	1 255	7 151	4 004				
746 BALL OR ROLLER BEARINGS	9	78	38				
747 TAPS, COCKS, VALVES, ETC.	33	130	76				
748 TRANSMISSIONS SHAFTS ETC	33	144	79				

## 7 IMPORTS AND EXPORTS (SPECIAL TRADE) BY COUNTRIES OF PRODUCTION AND CONSUMPTION AND BY GROUPS OF THE SITC-REV. III 1988

GROUP DESCRIPTION	DT = 100 KG	1 000 DM	1 000 \$	GROUP DESCRIPTION	DT = 100 KG	1 000 DM	1 000 \$
<b>EQUAT GUINEA</b>				721 AGRIC. MACHINES, EX. TRACTR	127	406	231
IMPORTS	155 603	8 453	4 835	723 CIVIL ENGINEERING EQUIPT	643	823	461
071 COFFEE, COFFEE SUBSTITUTE	324	106	64	724 TEXTILE, LEATHER MACHINES	37	700	412
072 COCOA	2 445	783	438	728 OTH. MACH. PTS, SPCL INDUST	1 355	4 923	2 666
247 WOOD ROUGH, ROUGH SQUARED	148 397	6 989	3 994	733 MACH-TOLS, METAL-WORKING	10	73	40
248 WOOD, SIMPLY WORKED	1 416	120	67	735 PARTS, NES, FOR MACH-TOLS	4	75	42
634 VENEERS, PLYWOOD, ETC.	3 021	433	259	741 HEATING, COOLING EQUIP, PART	.	.	.
EXPORTS	18 867	4 889	2 750	742 PUMPS FOR LIQUIDS, PARTS	284	675	367
011 BOVINE MEAT	328	53	30	743 PUMPS NES, CENTRIFUGS ETC	77	221	119
012 OTHER MEAT, MEAT OFFAL	1 079	94	53	744 MECHANICAL HANDLING EQUIP	1 264	1 861	1 031
112 ALCOHOLIC BEVERAGES	11 682	1 803	1 034	745 OTH. NONELEC MCH, TOOL, NES	230	1 435	817
269 WORN CLOTHING, TEXTL. ARTL	2 572	550	305	747 TAPS, COCKS, VALVES, ETC.	516	2 419	1 345
421 FIXED VEG. FAT, OILS, SOFT	410	62	34	748 TRANSMISSIONS SHAFTS ETC	41	205	109
514 NITROGEN-FUNCT. COMPOUNDS	1	128	73	749 NON-ELECT MACH. PARTS, ETC	10	63	37
625 RUBBER TYRES, TUBES, ETC.	156	65	39	751 OFFICE MACHINES	57	200	113
713 INTRNL COMBUS PSTN ENGIN	40	174	96	752 AUTOMATC. DATA PROC. EQUIP	3	88	47
722 TRACTORS	184	246	132	759 PARTS, FOR OFFICE MACHINS	7	120	65
745 OTH. NONELEC MCH, TOOL, NES	31	224	123	764 TELECOMM. EQUIP. PARTS NES	9	603	347
772 ELEC. SWITCH, RELAY, CIRCUIT	45	198	112	772 ELEC. SWITCH, RELAY, CIRCUIT	2	59	33
783 ROAD MOTOR VEHICLES NES	598	265	147	774 ELECTRO-MEDCL, XRAY EQUIP	4	139	74
784 PARTS, TRACTORS, MOTOR VEH	140	333	188	775 DOM. ELEC. NON-ELEC. EQUIPT	61	125	70
786 TRAILERS, SEMI-TRAILR, ETC	173	119	66	776 TRANSISTORS, VALVES, ETC.	1	76	42
EXPORTS	35 369	13 097	7 519	778 ELECTRIC. MACH. APPART. NES	844	758	425
072 COCOA	35 369	13 097	7 519	781 PASS. MOTOR VEHCLS. EX. BUS	1 026	3 573	2 033
EXPORTS	8 189	1 100	613	782 GOODS, SPCL TRANSPORT VEH	3 799	4 905	2 701
046 MEAL, FLOUR OF WHEAT, MSLN	7 300	257	141	783 ROAD MOTOR VEHICLES NES	262	334	194
781 PASS. MOTOR VEHCLS. EX. BUS	164	480	263	784 PARTS, TRACTORS, MOTOR VEH	710	2 351	1 329
<b>GABON</b>				786 TRAILERS, SEMI-TRAILR, ETC	1 616	872	487
IMPORTS	168 180	14 715	8 411	791 RAILWAY VEHICLES. EQUIPNT	278	631	361
034 FISH, FRESH, CHILLED, FROZN	124	156	84	874 MEASURE, CONTROL INSTRMNT	30	1 301	740
071 COFFEE, COFFEE SUBSTITUTE	801	280	155	881 PHOTOGRAPH APPAR. ETC. NES	6	71	42
072 COCOA	3 871	1 495	885	882 PHOTO. CINEMATOGRPH. SUPPL	194	212	121
247 WOOD ROUGH, ROUGH SQUARED	138 977	8 818	5 022	892 PRINTED MATTER	48	96	54
248 WOOD, SIMPLY WORKED	744	59	35	893 ARTICLES, NES, OF PLASTICS	282	216	118
287 ORE, CONCENTR. BASE METALS	8 670	512	290	895 OFFICE, STATIONERY SUPPLS	62	239	126
634 VENEERS, PLYWOOD, ETC.	14 394	2 829	1 607	<b>CONGO</b>			
EXPORTS	422 346	88 594	49 937	IMPORTS	2 858 096	83 538	47 092
011 BOVINE MEAT	7 803	1 114	642	071 COFFEE, COFFEE SUBSTITUTE	1 586	580	339
012 OTHER MEAT, MEAT OFFAL	5 735	410	227	072 COCOA	5 858	2 206	1 283
022 MILK AND CREAM	2 320	405	229	247 WOOD ROUGH, ROUGH SQUARED	294 694	22 270	12 691
034 FISH, FRESH, CHILLED, FROZN	8 394	491	281	248 WOOD, SIMPLY WORKED	15 398	1 699	956
054 VEGETABLES	709	758	432	287 ORE, CONCENTR. BASE METALS	178 500	2 654	1 439
112 ALCOHOLIC BEVERAGES	9 402	1 364	768	353 PETROLEUM OILS, CRUDE	2 307 768	42 124	23 591
278 OTHER CRUDE MINERALS	58 141	870	490	634 VENEERS, PLYWOOD, ETC.	52 983	11 144	6 299
513 CARBOXYLIC ACIDS, DERIVTS	239	94	58	682 COPPER	838	283	168
516 OTHER ORGANIC CHEMICALS	632	221	128	714 ENGINES, MOTORS NON-ELECT	3	98	53
523 METAL, SALTS, INORGAN. ACID	9 787	695	407	784 PARTS, TRACTORS, MOTOR VEH	6	123	73
531 SYNTH. COLOURS, LAKES, ETC.	15	67	38	EXPORTS	119 842	33 972	19 333
533 PIGMENTS, PAINTS, ETC.	585	63	35	011 BOVINE MEAT	5 133	599	341
541 MEDICINES, ETC. EXC. GRP542	18	55	33	022 MILK AND CREAM	311	94	53
542 MEDICAMENTS	46	157	83	035 FISH, DRIED, SALTED, SMOKED	3 433	1 774	1 008
554 SOAP, CLEANERS, POLISH, ETC	788	311	179	054 VEGETABLES	161	238	137
562 FERTILIZER, EXCEPT GRP272	2 000	72	40	112 ALCOHOLIC BEVERAGES	3 610	521	294
572 POLYMERS OF STYRENE	450	136	77	122 TOBACCO, MANUFACTURED	349	56	33
574 POLYACETAL, POLYCARBONATE	654	379	208	278 OTHER CRUDE MINERALS	35 028	986	557
575 OTH. PLASTIC, PRIMARY FORM	972	246	141	285 ALUMINIUM ORE, CONCTR. ETC	720	67	40
591 INSECTICIDES, ETC.	246	304	171	292 CRUDE VEG. MATERIALS, NES	45	109	62
592 STARCHES, INULIN, ETC.	824	349	201	523 METAL, SALTS, INORGAN. ACID	5 722	257	150
597 PREPRD ADDITIVES, LIQUIDS	153	59	35	531 SYNTH. COLOURS, LAKES, ETC.	148	689	386
598 MISC. CHEMICAL PRODTS. NES	993	115	62	533 PIGMENTS, PAINTS, ETC.	65	121	66
621 MATERIALS OF RUBBER	54	82	44	542 MEDICAMENTS	13	81	45
625 RUBBER TYRES, TUBES, ETC.	1 184	653	381	554 SOAP, CLEANERS, POLISH, ETC	355	183	103
629 ARTICLES OF RUBBER, NES	10	80	45	562 FERTILIZER, EXCEPT GRP272	9 960	313	181
641 PAPER AND PAPERBOARD	358	278	157	575 OTH. PLASTIC, PRIMARY FORM	319	216	123
642 PAPER, PAPERBOARD, CUT ETC	1 578	673	379	581 PLASTIC TUBE, PIPE, HOSE	261	183	103
651 TEXTILE YARN	27	53	30	582 PLASTIC PLATE, SHEETS, ETC	282	131	74
652 COTTON FABRICS, WOVEN	58	297	172	591 INSECTICIDES, ETC.	91	100	55
653 FABRICS, MAN-MADE FIBRES	71	108	60	592 STARCHES, INULIN, ETC.	176	56	34
661 LIME, CEMENT, CONSTR. MATRL	43 040	703	390	593 EXPLOSIVES, PYROTECHNICS	128	86	50
662 CLAY, REFRACT. CONSTR. MATRL	2 370	345	197	598 MISC. CHEMICAL PRODTS. NES	927	862	490
663 MINERAL MANUFACTURES, NES	274	338	188	625 RUBBER TYRES, TUBES, ETC.	499	262	155
664 GLASS	1 949	218	127	634 VENEERS, PLYWOOD, ETC.	204	76	43
671 PIG IRON, SPIEGELEISN, ETC	3 375	596	338	641 PAPER AND PAPERBOARD	450	185	105
673 FLAT-ROLLED IRON ETC.	602	98	56	642 PAPER, PAPERBOARD, CUT ETC	1 674	715	394
676 IRON, STL. BAR, SHAPES ETC.	732	81	48	651 TEXTILE YARN	21	68	40
679 TUBES, PIPES, ETC. IRON, STL	227 557	25 939	14 773	652 COTTON FABRICS, WOVEN	58	113	65
684 ALUMINIUM	38	73	40	653 FABRICS, MAN-MADE FIBRES	31	58	33
691 METALLIC STRUCTURES NES	755	1 388	762	661 LIME, CEMENT, CONSTR. MATRL	18 329	343	192
693 WIRE PRODUCTS EXCL. ELECT	195	105	60	662 CLAY, REFRACT. CONSTR. MATRL	2 048	283	158
695 TOOLS	415	1 127	636	663 MINERAL MANUFACTURES, NES	80	97	55
699 MANUFACTS. BASE METAL, NES	149	252	140	673 FLAT-ROLLED IRON ETC.	2 470	345	202
713 INTRNL COMBUS PSTN ENGIN	199	1 216	672	674 FLAT-ROLLED PLATED IRON	1 107	236	135
714 ENGINES, MOTORS NON-ELECT	3	887	491	676 IRON, STL. BAR, SHAPES ETC.	814	108	65
716 ROTATING ELECTRIC PLANT	262	227	124	678 WIRE OF IRON OR STEEL	460	88	48
				679 TUBES, PIPES, ETC. IRON, STL	2 605	903	511
				691 METALLIC STRUCTURES NES	129	93	54
				695 TOOLS	69	171	97
				697 HOUSEHOLD EQUIPMENT, NES	91	69	37
				699 MANUFACTS. BASE METAL, NES	336	200	119
				713 INTRNL COMBUS PSTN ENGIN	99	145	83
				723 CIVIL ENGINEERING EQUIPT	386	545	312
				728 OTH. MACH. PTS, SPCL INDUST	66	285	161
				735 PARTS, NES, FOR MACH-TOLS	50	85	47



## 7 IMPORTS AND EXPORTS (SPECIAL TRADE) BY COUNTRIES OF PRODUCTION AND CONSUMPTION AND BY GROUPS OF THE SITC-REV. III 1988

GROUP DESCRIPTION	DT = 100 KG	1 000 DM	1 000 \$	GROUP DESCRIPTION	DT = 100 KG	1 000 DM	1 000 \$
EXPORTS	103 239	46 073	26 018	046 MEAL, FLOUR OF WHEAT, MSLN	10 215	171	101
022 MILK AND CREAM	600	211	120	091 MARGARINE AND SHORTENING	985	140	80
061 SUGARS, MOLASSES, HONEY	50 003	2 045	1 136	112 ALCOHOLIC BEVERAGES	1 444	248	136
112 ALCOHOLIC BEVERAGES	262	58	32	267 OTHER MAN-MADE FIBRES	469	301	162
267 OTHER MAN-MADE FIBRES	428	325	193	292 CRUDE VEG. MATERIALS, NES	155	305	172
292 CRUDE VEG. MATERIALS, NES	195	398	228	411 ANIMAL OILS AND FATS	7 505	776	441
335 RESIDUAL PETROL. PRODUCTS	5 069	728	410	421 FIXED VEG. FAT, OILS, SOFT	498	76	43
411 ANIMAL OILS AND FATS	1 248	123	71	511 HYDROCARBONS, NES, DERIVTS	1 286	211	115
512 ALCOHOL, PHENOL, ETC. DERIV	488	171	98	514 NITROGEN-FUNCT. COMPNDS	709	647	374
522 INORGANIC CHEM. ELEMENTS	865	192	109	515 ORGANO-INORGANIC COMPNDS	1 221	2 171	1 242
523 METAL. SALTS, INORGAN. ACID	735	81	45	522 INORGANIC CHEM. ELEMENTS	8 990	722	410
524 OTHER CHEMICAL COMPOUNDS	621	80	46	531 SYNTH. COLOURS, LAKES, ETC.	184	854	513
531 SYNTH. COLOURS, LAKES, ETC.	72	239	135	533 PIGMENTS, PAINTS, ETC.	606	239	140
533 PIGMENTS, PAINTS, ETC.	491	211	120	541 MEDICINES, ETC. EXC. GRP542	23	287	162
542 MEDICAMENTS	80	421	233	542 MEDICAMENTS	195	794	450
551 ESSNTL. OIL, PERFUME, FLAVR	146	687	385	551 ESSNTL. OIL, PERFUME, FLAVR	25	82	48
554 SOAP, CLEANERS, POLISH, ETC	1 735	504	282	554 SOAP, CLEANERS, POLISH, ETC	218	98	56
571 POLYMERS OF ETHYLENE	3 356	942	506	571 POLYMERS OF ETHYLENE	1 578	425	236
573 POLYMERS, VINYL CHLORIDE	3 564	621	367	573 POLYMERS, VINYL CHLORIDE	720	260	151
574 POLYACETAL, POLYCARBONATE	2 325	913	513	574 POLYACETAL, POLYCARBONATE	1 103	380	210
575 OTH. PLASTIC, PRIMARY FORM	3 164	903	518	575 OTH. PLASTIC, PRIMARY FORM	651	226	132
582 PLASTIC PLATE, SHEETS, ETC	36	62	35	582 PLASTIC PLATE, SHEETS, ETC	102	119	69
591 INSECTICIDES, ETC.	211	132	76	591 INSECTICIDES, ETC.	230	383	215
592 STARCHES, INULIN, ETC.	180	96	51	592 STARCHES, INULIN, ETC.	92	61	33
598 MISC. CHEMICAL PRODTS. NES	668	325	180	598 MISC. CHEMICAL PRODTS. NES	409	255	145
625 RUBBER TYRES, TUBES, ETC.	79	77	43	625 RUBBER TYRES, TUBES, ETC.	252	237	136
629 ARTICLES OF RUBBER, NES	10	65	34	629 ARTICLES OF RUBBER, NES	13	55	30
641 PAPER AND PAPERBOARD	487	167	90	641 PAPER AND PAPERBOARD	483	161	90
642 PAPER, PAPERBOARD, CUT ETC	626	404	228	642 PAPER, PAPERBOARD, CUT ETC	52	59	34
651 TEXTILE YARN	500	150	80	651 TEXTILE ARTICLES NES	301	331	178
657 SPECIAL YARN, TXTL. FABRIC	81	108	61	655 GLASSWARE	200	311	176
658 TEXTILE ARTICLES NES	224	394	213	692 CONTAINERS, STORAGE, TRNSP	106	139	76
663 MINERAL MANUFACTURES, NES	208	280	158	694 NAILS, SCREWS, NUTS, ETC.	146	68	37
674 FLAT-ROLLED PLATED IRON	470	59	32	695 TOOLS	45	135	75
676 IRON, STL. BAR, SHAPES ETC.	2 253	297	167	699 MANUFACT. BASE METAL, NES	211	212	110
684 ALUMINIUM	60	243	139	713 INTRNL COMBUS PSTN ENGIN	91	409	228
691 METALLIC STRUCTURES NES	280	368	198	714 ENGINES, MOTORS NON-ELECT	2	516	274
692 CONTAINERS, STORAGE, TRNSP	26	104	63	716 ROTATING ELECTRIC PLANT	26	59	32
693 WIRE PRODUCTS EXCL. ELECT	483	209	116	722 TRACTORS	46	105	63
694 NAILS, SCREWS, NUTS, ETC.	41	94	52	723 CIVIL ENGINEERING EQUIPT	1 008	984	569
695 TOOLS	269	302	175	727 FOOD-PROCESS. MCH. NON DOM	95	332	196
699 MANUFACT. BASE METAL, NES	221	216	123	728 OTH. MACH. PTS, SPCL INDUST	43	107	63
713 INTRNL COMBUS PSTN ENGIN	119	410	235	741 HEATNG, COOLNG EQUIP, PART	.	.	.
716 ROTATING ELECTRIC PLANT	54	226	132	742 PUMPS FOR LIQUIDS, PARTS	18	132	72
718 OTH. POWR. GENRNG. MACHNRY	4	71	43	743 PUMPS NES, CENTRIFUGS ETC	97	242	134
721 AGRIC. MACHINES, EX. TRACTR	48	132	75	745 OTH. NONELEC MCH, TOOL, NES	15	99	58
723 CIVIL ENGINEERING EQUIPT	627	757	420	748 TRANSMISSIONS SHAFTS ETC	13	58	32
724 TEXTILE, LEATHER MACHINES	655	2 508	1 435	751 OFFICE MACHINES	5	53	31
726 PRINTNG, BOOKBINDNG MACHS	13	136	81	752 AUTOMATC. DATA PROC. EQUIP	6	415	235
727 FOOD-PROCESS. MCH. NON DOM	449	1 258	716	759 PARTS, FOR OFFICE MACHINS	10	82	46
728 OTH. MACH. PTS, SPCL INDUST	204	1 133	643	764 TELECOMM. EQUIP. PARTS NES	2	56	31
733 MACH-TOOLS, METAL-WORKING	38	292	164	771 ELECT POWER MACHNY. PARTS	4	55	31
735 PARTS, NES, FOR MACH-TOOLS	2	56	30	772 ELEC. SWITCH, RELAY, CIRCUIT	50	355	203
741 HEATNG, COOLNG EQUIP, PART	.	.	.	773 ELECTR DISTRIB. EQPT NES	789	922	525
742 PUMPS FOR LIQUIDS, PARTS	112	359	212	774 ELECTRO-MEDCL, XRAY EQUIP	2	65	38
743 PUMPS NES, CENTRIFUGS ETC	20	107	58	778 ELECTRIC, MACH. APPART. NES	414	419	228
744 MECHANICAL HANDLNG EQUIP	61	140	78	781 PASS. MOTOR VEHCLS. EX. BUS	1 516	4 988	2 826
745 OTH. NONELEC MCH, TOOL, NES	148	636	354	782 GOODS, SPCL TRANSPORT VEH	2 087	3 557	2 032
749 NON-ELECT MACH. PARTS, ETC	19	75	43	783 ROAD MOTOR VEHICLES NES	558	1 158	650
751 OFFICE MACHINES	23	106	60	784 PARTS, TRACTORS, MOTOR VEH	623	2 768	1 544
752 AUTOMATC. DATA PROC. EQUIP	5	129	69	786 TRAILERS, SEMI-TRAILR, ETC	1 253	1 116	645
759 PARTS, FOR OFFICE MACHINS	1	72	39	813 LIGHTNG FIXTURES ETC. NES	46	84	50
763 SOUND RECORDER, PHONOGRPH	2	101	56	872 MEDICAL INSTRUMENTS NES	11	64	37
764 TELECOMM. EQUIP. PARTS NES	72	1 023	597	874 MEASURE, CONTROL INSTRMNT	9	202	111
771 ELECT POWER MACHNY. PARTS	14	76	42	892 PRINTED MATTER	139	235	134
772 ELEC. SWITCH, RELAY, CIRCUIT	297	1 120	620	893 ARTICLES, NES, OF PLASTICS	139	139	74
773 ELECTR DISTRIB. EQPT NES	1 535	813	474	895 OFFICE, STATIONERY SUPPLS	13	172	97
775 DOM. ELEC. NON-ELEC. EQUIPT	69	103	57	ST HELENA			
776 TRANSISTORS, VALVES, ETC.	2	108	60	IMPORTS	47	41	25
778 ELECTRIC, MACH. APPART. NES	570	741	420	EXPORTS	62	51	28
781 PASS. MOTOR VEHCLS. EX. BUS	955	1 948	1 122	ANGOLA			
782 GOODS, SPCL TRANSPORT VEH	3 987	6 024	3 357	IMPORTS	21 091 422	441 169	252 755
783 ROAD MOTOR VEHICLES NES	1 978	2 704	1 516	071 COFFEE, COFFEE SUBSTITUTE	1 614	578	319
784 PARTS, TRACTORS, MOTOR VEH	605	2 144	1 214	333 PETROLEUM OILS, CRUDE	21 089 161	439 696	251 917
786 TRAILERS, SEMI-TRAILR, ETC	3 396	1 350	773	EXPORTS	362 202	118 673	67 401
811 PREFABRICATED BUILDINGS	195	89	47	022 MILK AND CREAM	9 351	2 244	1 298
821 FURNITURE, CUSHIONS, ETC.	85	95	51	023 BUTTER, OTHER FAT OF MILK	2 002	665	379
851 FOOTWEAR	31	145	81	035 FISH, DRIED, SALTED, SMOKED	1 650	896	480
872 MEDICAL INSTRUMENTS NES	31	720	417	061 SUGARS, MOLASSES, HONEY	4 180	215	124
874 MEASURE, CONTROL INSTRMNT	56	571	323	071 COFFEE, COFFEE SUBSTITUTE	62	149	80
882 PHOTO. CINEMATOGPH. SUPPL	61	108	62	098 EDIBLE PROD. PREPRNS, NES	623	159	85
893 ARTICLES, NES, OF PLASTICS	125	200	107	111 NON-ALCOHOL. BEVERAGE, NES	16 126	1 838	1 046
895 OFFICE, STATIONERY SUPPLS	59	143	71	112 ALCOHOLIC BEVERAGES	35 017	5 128	2 892
898 MUSICAL INSTRUMENTS, ETC.	28	55	31	232 SYNTHETIC RUBBER, ETC.	230	79	46
BURUNDI				266 SYNTHETIC FIBRES	601	325	176
IMPORTS	164 704	89 525	51 048	269 WORN CLOTHING, TEXTL. ARTL	1 257	402	225
034 FISH, FRESH, CHILLED, FROZN	18	296	166	278 OTHER CRUDE MINERALS	10 292	151	83
071 COFFEE, COFFEE SUBSTITUTE	163 199	87 603	49 941	292 CRUDE VEG. MATERIALS, NES	100	210	115
287 ORE, CONCENTR. BASE METALS	401	184	109	335 RESIDUAL PETROL. PRODUCTS	984	169	99
292 CRUDE VEG. MATERIALS, NES	405	169	96	421 FIXED VEG. FAT, OILS, SOFT	4 928	706	383
667 PEARLS, PRECIOUS STONES	.	.	.	511 HYDROCARBONS, NES, DERIVTS	606	279	154
781 PASS. MOTOR VEHCLS. EX. BUS	26	109	63				
971 GOLD, NONMONTRY EXCL ORES		565	335				
EXPORTS	55 882	33 995	19 258				



7 IMPORTS AND EXPORTS (SPECIAL TRADE) BY COUNTRIES OF PRODUCTION AND CONSUMPTION AND BY GROUPS OF THE SITC-REV. III 1988

GROUP DESCRIPTION	DT = 100 KG	1 000 DM	1 000 \$	GROUP DESCRIPTION	DT = 100 KG	1 000 DM	1 000 \$
512 ALCOHOL, PHENOL, ETC. DERIV	125	63	37	786 TRAILERS, SEMI-TRAIL, ETC	209	54	30
513 CARBOXYLIC ACIDS, DERIVTS	383	174	99	811 PREFABRICATED BUILDINGS	322	95	56
514 NITROGEN-FUNCT. COMPOUNDS	2 678	2 084	1 181	813 LIGHTING FIXTURES ETC. NES	44	201	116
515 ORGANO-INORGANIC COMPNDS	90	419	236	821 FURNITURE, CUSHIONS, ETC.	460	292	160
516 OTHER ORGANIC CHEMICALS	191	119	69	848 CLOTHING, NDNXTXL; HEADGEAR	9	168	98
522 INORGANIC CHEM. ELEMENTS	5 146	787	450	871 OPTICAL INSTRUMENTS, NES	1	84	50
523 METAL. SALTS, INORGAN. ACID	42 684	1 963	1 114	872 MEDICAL INSTRUMENTS NES	73	1 130	653
524 OTHER CHEMICAL COMPOUNDS	192	109	63	874 MEASURE, CONTROL INSTRMNT	82	1 423	809
531 SYNTH. COLOURS, LAKES, ETC.	388	1 423	791	881 PHOTOGRAPH APPAR. ETC. NES	20	458	256
533 PIGMENTS, PAINTS, ETC.	2 903	1 539	880	882 PHOTD. CINEMATOGRPH. SUPPL	573	1 716	988
541 MEDICINES, ETC. EXC. GRPS42	62	892	491	884 OPTICAL GOODS NES	19	131	74
542 MEDICAMENTS	433	2 103	1 197	885 WATCHES AND CLOCKS	3	81	47
551 ESSNTL. OIL, PERFUME, FLAVR	80	187	102	892 PRINTED MATTER	58	93	53
553 PERFUMERY, COSMETICS, ETC.	182	160	94	893 ARTICLES, NES, OF PLASTICS	108	125	68
554 SOAP, CLEANERS, POLISH, ETC.	3 737	1 504	862	894 BABY CARRIAGE, TOYS, GAMES	33	62	33
571 POLYMERS OF ETHYLENE	59 613	14 124	8 206	895 OFFICE, STATIONERY SUPPLS	142	326	175
572 POLYMERS OF STYRENE	2 690	984	541	899 MISC MANUFCTRD GOODS NES	99	747	409
573 POLYMERS, VINYL CHLORIDE	6 910	1 928	1 098				
574 POLYACETAL, POLYCARBONATE	5 718	2 244	1 273	ETHIOPIA			
575 OTH. PLASTIC, PRIMARY FORM	2 487	1 543	851	IMPORTS	280 438	143 580	81 122
581 PLASTIC TUBE, PIPE, HOSE	357	109	65	054 VEGETABLES	6 284	1 586	937
582 PLASTIC PLATE, SHEETS, ETC	53	164	92	057 FRUIT, NUTS EXCL. DIL NUTS	1 200	247	147
591 INSECTICIDES, ETC.	1 160	295	167	071 COFFEE, COFFEE SUBSTITUTE	225 376	131 190	74 044
592 STARCHES, INULIN, ETC.	1 391	1 309	714	081 ANIMAL FEED STUFF	38 290	809	476
597 PREPRD ADDITIVES, LIQUIDS	157	79	45	211 HIDES, SKINS (EX. FURS), RAW	298	837	470
598 MISC. CHEMICAL PRDTS. NES	1 975	1 018	573	223 OILSEED (OTH. FIX. VEG. OIL)	4 138	64	372
600 CPL IND PLANT CHAP 69-76	2 270	757	431	291 CRUDE ANIMAL MATERLS. NES	4	74	41
621 MATERIALS OF RUBBER	167	337	198	292 CRUDE VEG. MATERIALS, NES	2 840	1 004	574
625 RUBBER TYRES, TUBES, ETC.	775	440	239	532 DYEING, TANNING MATERIALS	565	3 524	1 990
629 ARTICLES OF RUBBER, NES	252	1 136	679	611 LEATHER	278	729	406
641 PAPER AND PAPERBOARD	3 688	659	375	679 TUBES, PIPES, ETC. IRON, STL	126	70	40
642 PAPER, PAPERBOARD, CUT ETC	418	458	254	718 OTH. POWR. GENRTNG. MACHNRY	284	3	217
651 TEXTILE YARN	23	217	126	781 PASS. MOTOR VEHCLS. EX. BUS	63	26	58
653 FABRICS, MAN-MADE FIBRES	241	492	284	831 TRUNK, SUIT-CASES, BAG, ETC	152	391	604
655 KNIT. CROCHET. FABRIC NES	21	110	63	845 OTHR. TEXTILE APPAREL, NES	32	953	540
657 SPECIAL YARN, TXTL. FABRIC	52	258	152	EXPORTS	867 740	216 171	122 911
661 LIME, CEMENT, CONSTR. MATRL	5 053	56	32	022 MILK AND CREAM	16 970	3 743	2 199
662 CLAY, REFRCT. CONSTR. MATRL	9 057	1 265	686	023 BUTTER, OTHER FAT OF MILK	7 066	2 739	1 537
663 MINERAL MANUFACTURES, NES	213	446	247	041 WHEAT, MESLIN, UNMILLED	397 672	8 831	5 829
665 GLASSWARE	49	138	78	046 MEAL, FLOUR OF WHEAT, MSLN	177 660	4 979	2 940
671 PIG IRON, SPIEGELEISN, ETC	4 000	940	527	054 VEGETABLES	507	540	294
673 FLAT-ROLLED IRON ETC.	32 750	2 524	1 492	061 SUGARS, MOLASSES, HONEY	9 051	400	220
674 FLAT-ROLLED PLATED IRON	801	95	45	081 ANIMAL FEED STUFF	4 486	468	269
675 FLAT-ROLLED, ALLOY STEEL	1 678	748	432	098 EDIBLE PROD. PREPRDTS. NES	266	185	111
676 IRON, STL. BAR, SHAPES ETC.	5 080	562	331	1081 ALCOHOLIC BEVERAGES	281	57	32
678 WIRE OF IRON OR STEEL	842	158	90	232 SYNTHETIC RUBBER, ETC.	1 254	404	222
679 TUBES, PIPES, ETC. IRON, STL	31 696	4 840	2 723	269 WORN CLOTHING, TEXTL. ARTL	324	90	52
681 SILVER, PLATINUM, ETC.	2	65	35	278 OTHER CRUDE MINERALS	2 654	57	33
682 COPPER	3 244	1 917	1 081	292 CRUDE VEG. MATERIALS, NES	60	92	50
684 ALUMINIUM	892	543	300	394 PETROLEUM PRODUCTS	1 199	133	76
687 TIN	53	121	68	395 RESIDUAL PETROL. PRODUCTS	5 647	3 786	4 066
692 CONTAINERS, STORAGE, TRNSP	1 024	1 055	596	421 FIXED VEG. FAT, OILS, SOFT	110	3 195	1 703
693 WIRE PRODUCTS EXCL. ELECT	193	126	75	445 ANIMAL, VEG. FATS, OILS, NES	1 651	208	118
694 NAILS, SCREWS, NUTS, ETC.	359	211	123	881 511 HYDROCARBONS, NES, DERIVTS	475	133	72
695 TOOLS	1 002	4 259	2 401	467 513 CARBOXYLIC ACIDS, DERIVTS	8 471	1 242	666
696 CUTLERY	49	194	110	49 514 NITROGEN-FUNCT. COMPOUNDS	336	504	297
699 MANUFACTS. BASE METAL, NES	2 145	793	445	515 ORGANO-INORGANIC COMPNDS	360	762	445
700 CPL IND PLANT (84/85/87)	204	1 550	881	516 OTHER ORGANIC CHEMICALS	1 059	703	391
713 INTRNL COMBUS PSTN ENGIN	170	817	467	522 INORGANIC CHEM. ELEMENTS	10 746	1 147	657
714 ENGINES, MOTORS NON-ELECT	1	87	45	523 METAL. SALTS, INORGAN. ACID	1 321	101	57
716 ROTATING ELECTRIC PLANT	127	318	176	524 OTHER CHEMICAL COMPOUNDS	1 178	110	66
722 TRACTORS	30	100	58	531 SYNTH. COLOURS, LAKES, ETC.	997	3 015	1 664
723 CIVIL ENGINEERING EQUIPT	590	772	427	532 DYEING, TANNING MATERIALS	14 181	3 187	1 777
724 TEXTILE, LEATHER MACHINES	43	731	415	533 PIGMENTS, PAINTS, ETC.	2 403	1 149	665
725 PAPER, PULP MILL MACHINES	23	143	79	541 MEDICINES, ETC. EXC. GRPS42	2 707	1 246	687
726 PRINTNG, BOOKBINDNG MACHS	72	373	216	542 MEDICAMENTS	1 805	6 574	3 749
727 FOOD-PROCESS. MCH. NON DOM	34	171	93	551 ESSNTL. OIL, PERFUME, FLAVR	118	199	110
728 OTH. MACH. PTS, SPCL INDUST	222	1 193	647	553 PERFUMERY, COSMETICS, ETC.	39	53	31
731 METAL REMOVAL WORK TOOLS	56	179	102	554 SDAP, CLEANERS, POLISH, ETC	1 990	519	295
735 PARTS, NES, FOR MACH-TOOLS	63	1 179	682	571 POLYMERS OF ETHYLENE	2 594	586	326
737 METALWORKING MACHNRY NES	52	203	362	572 POLYMERS OF STYRENE	717	212	123
741 HEATNG, COOLNG EQUIP, PART	.	.	316	573 POLYMERS, VINYL CHLORIDE	1 307	307	166
742 PUMPS FOR LIQUIDS, PARTS	166	852	484	575 OTH. PLASTIC, PRIMARY FORM	3 086	965	532
743 PUMPS NES, CENTRIFUGS ETC	244	1 218	682	579 PLASTIC WASTE, SCRAP ETC	190	64	34
744 MECHANICAL HANDLING EQUIP	235	629	362	581 PLASTIC TUBE, PIPE, HOSE	3 046	1 096	624
745 OTH. NONELEC MCH, TOOL, NES	74	557	316	582 PLASTIC PLATE, SHEETS, ETC	508	578	333
746 BALL OR ROLLER BEARINGS	24	168	96	591 INSECTICIDES, ETC.	8 688	8 683	5 116
747 TAPS, COCKS, VALVES, ETC.	80	378	221	592 STARCHES, INULIN, ETC.	1 705	333	186
748 TRANSMISSIONS SHAFTS ETC	76	251	137	597 PREPRD ADDITIVES, LIQUIDS	4 785	1 019	570
749 NON-ELECT MACH. PARTS, ETC	12	62	37	598 MISC. CHEMICAL PRDTS. NES	3 346	2 033	1 170
751 OFFICE MACHINES	103	538	309	621 MATERIALS OF RUBBER	83	140	79
752 AUTOMATC. DATA PROC. EQUIP	3	184	105	625 RUBBER TYRES, TUBES, ETC.	1 429	1 176	666
759 PARTS, FOR OFFICE MACHINS	48	609	354	629 ARTICLES OF RUBBER, NES	100	238	131
761 TELEVISION RECEIVERS ETC	13	66	37	634 VENEERS, PLYWOOD, ETC.	711	201	114
762 RADIO-BROADCAST RECEIVER	73	208	114	635 WOOD MANUFACTURES, NES	3 086	239	136
763 SOUND RECORDER, PHONOGRPH	10	164	96	641 PAPER AND PAPERBOARD	1 456	577	333
764 TELECOMM. EQUIP. PARTS NES	51	2 817	1 648	642 PAPER, PAPERBOARD, CUT ETC	1 668	1 528	655
771 ELECT POWER MACHNY, PARTS	39	389	226	651 TEXTILE YARN	93	159	89
772 ELEC. SWITCH. RELAY. CIRCUIT	224	1 242	698	657 SPECIAL YARN, TXTL. FABRIC	1 252	960	536
773 ELECTR DISTRIB. EQPT NES	540	309	170	658 TEXTILE ARTICLES NES	3 210	3 807	2 140
774 ELECTRO-MEDCL. XRAY EQUIP	40	340	193	662 CLAY, REFRCT. CONSTR. MATRL	1 389	183	105
775 DOM. ELEC. NON-ELEC. EQUIPT	215	351	196	663 MINERAL MANUFACTURES, NES	402	418	235
776 TRANSISTORS, VALVES, ETC.	1	60	33	665 GLASSWARE	769	488	489
778 ELECTRIC. MACH. APPART. NES	1 573	2 251	1 283	666 POTTERY	38	133	76
781 PASS. MOTOR VEHCLS. EX. BUS	1 186	1 237	704	673 FLAT-ROLLED IRON ETC.	30 626	2 167	1 282
782 GOODS, SPCL TRANSPORT VEH	7 634	4 199	2 350				
783 ROAD MOTOR VEHICLES NES	178	389	214				
784 PARTS, TRACTORS, MOTOR VEH	726	2 964	1 666				
785 CYCLES, MOTORCYCLES ETC.	28	56	33				



7 IMPORTS AND EXPORTS (SPECIAL TRADE) BY COUNTRIES OF PRODUCTION AND CONSUMPTION AND BY GROUPS OF THE SITC-REV. III 1988

GROUP DESCRIPTION	DT = 100 KG	1 000 DM	1 000 \$	GROUP DESCRIPTION	DT = 100 KG	1 000 DM	1 000 \$
674 FLAT-ROLLED PLATED IRON	16 616	2 339	1 274	728 OTH. MACH. PTS, SPCL INDUST	23	104	57
676 IRON, STL. BAR, SHAPES ETC.	1 195	151	85	744 MECHANICAL HANDLNG EQUIP	43	162	98
678 WIRE OF IRON OR STEEL	315	86	35	773 ELECTR DISTRIB. EQPT NES	367	165	100
679 TUBES, PIPES, ETC. IRON, STL	2 672	562	311	774 ELECTRO-MEDCL, XRAY EQUIP	19	226	129
682 COPPER	116	88	51	778 ELECTRIC. MACH. APPART. NES	6	54	30
684 ALUMINIUM	397	206	121	781 PASS. MOTOR VEHCLS. EX. BUS	118	515	292
685 LEAD	4 091	665	377	782 GOODS, SPCL TRANSPORT VEH	47	93	49
691 METALLIC STRUCTURES NES	102	123	69	784 PARTS, TRACTORS, MOTOR VEH	15	86	50
692 CONTAINERS, STORAGE, TRNSP	168	196	115	785 CYCLES, MOTORCYCLES ETC.	15	96	55
693 WIRE PRODUCTS EXCL. ELECT	1 364	596	332	813 LIGHTNG FIXTURES ETC. NES	96	118	67
694 NAILS, SCREWS, NUTS, ETC.	191	232	125	821 FURNITURE, CUSHIONS, ETC.	486	151	83
695 TOOLS	515	1 165	661	882 PHOTO. CINEMATOGRPH. SUPPL	141	158	92
696 CUTLERY	14	88	47	892 PRINTED MATTER	28	98	57
697 HOUSEHOLD EQUIPMENT, NES	320	311	180	895 OFFICE, STATIONERY SUPPLS	22	80	46
699 MANUFACTS. BASE METAL, NES	2 149	2 162	1 224				
711 STEAM GENER. BOILERS, ETC.	59	252	146	SOMALIA			
713 INTRNL COMBUS PSTN ENGIN	477	2 414	1 397				
714 ENGINES, MOTORS NON-ELECT	24	5 707	3 161	IMPORTS	855	936	529
716 ROTATING ELECTRIC PLANT	66	341	188				
721 AGRIC. MACHINES, EX. TRACTR	196	590	329	071 COFFEE, COFFEE SUBSTITUTE	139	105	58
723 CIVIL ENGINEERING EQUIPT	108	518	298	292 CRUDE VEG. MATERIALS, NES	573	398	192
724 TEXTILE, LEATHER MACHINES	710	3 712	2 085	625 RUBBER TYRES, TUBES, ETC.	8	97	57
725 PAPER, PULP MILL MACHINES	167	494	282	792 AIRCRAFT, ASSOCTD. EQUIPNT	1	71	38
726 PRINTNG, BOOKBINDNG MACHS	84	621	349				
727 FOOD-PROCESS. MCH. NON DOM	117	775	443	EXPORTS	409 622	43 674	24 620
728 OTH. MACH. PTS, SPCL INDUST	3 011	6 382	3 638				
731 METAL REMOVAL WORK TOOLS	56	125	71	022 MILK AND CREAM	20 710	5 617	3 089
733 MACH-TOOLS, METAL-WORKING	115	863	494	023 BUTTER, OTHER FAT OF MILK	150	59	33
735 PARTS, NES, FOR MACH-TOOLS	43	196	114	041 WHEAT, MESLIN, UNMILLED	29 798	1 252	739
737 METALWORKING MACHNRY NES	170	112	64	044 MAIZE UNMILLED	110 000	2 598	1 485
741 HEATNG, COOLNG EQUIP, PART	*	*	*	046 MEAL, FLOUR OF WHEAT, MSLN	180 487	6 128	3 389
742 PUMPS FOR LIQUIDS, PARTS	630	2 304	1 315	061 SUGARS, MOLASSES, HONEY	12 720	712	403
743 PUMPS NES, CENTRIFUGS ETC	92	528	301	111 NON-ALCOHOL. BEVERAGE, NES	436	68	41
744 MECHANICAL HANDLNG EQUIP	326	393	215	112 ALCOHOLIC BEVERAGES	910	131	75
745 OTH. NONELEC MCH, TOOL, NES	291	2 286	1 337	248 WOOD, SIMPLY WORKED	936	105	57
746 BALL OR ROLLER BEARINGS	61	236	134	334 PETROLEUM PRODUCTS	417	73	41
747 TAPS, COCKS, VALVES, ETC.	564	675	384	421 FIXED VEG. FAT, OILS, SOFT	10 991	1 136	671
748 TRANSMISSIONS SHAFTS ETC	116	515	292	523 METAL. SALTS, INORGAN. ACID	6 149	124	73
749 NON-ELECT MACH. PARTS, ETC	39	196	110	524 OTHER CHEMICAL COMPOUNDS	760	71	40
751 OFFICE MACHINES	61	289	169	531 SYNTH. COLOURS, LAKES, ETC.	44	132	74
752 AUTOMATC. DATA PROC. EQUIP	4	192	108	532 DYEING, TANNING MATERIALS	600	163	96
759 PARTS, FOR OFFICE MACHINS	7	297	167	533 PIGMENTS, PAINTS, ETC.	238	132	75
764 TELECOMM. EQUIP. PARTS NES	15	629	363	541 MEDICINES, ETC. EXC. GRP542	40	175	100
771 ELECT POWER MACHNRY. PARTS	1 343	1 220	691	542 MEDICAMENTS	344	1 177	660
772 ELEC. SWITCH. RELAY. CIRCUIT	694	2 075	1 163	553 PERFUMERY, COSMETICS, ETC.	56	83	45
773 ELECTR DISTRIB. EQPT NES	874	512	288	554 SOAP, CLEANERS, POLISH, ETC	340	89	50
774 ELECTRO-MEDCL, XRAY EQUIP	50	278	158	571 POLYMERS OF ETHYLENE	3 960	708	422
775 DOM. ELEC. NON-ELEC. EQUIPT	52	92	51	574 POLYACETAL, POLYCARBONATE	562	142	78
776 TRANSISTORS, VALVES, ETC.	6	70	41	575 OTH. PLASTIC, PRIMARY FORM	805	218	121
778 ELECTRIC. MACH. APPART. NES	860	1 335	764	591 INSECTICIDES, ETC.	371	505	290
781 PASS. MOTOR VEHCLS. EX. BUS	938	2 670	1 514	592 STARCHES, INULIN, ETC.	1 400	59	33
782 GOODS, SPCL TRANSPORT VEH	16 148	25 935	14 607	597 PREPRD ADDITIVES, LIQUIDS	217	88	49
783 ROAD MOTOR VEHICLES NES	10 220	17 458	9 955	598 MISC. CHEMICAL PRODTS. NES	159	65	36
784 PARTS, TRACTORS, MOTOR VEH	3 320	10 735	6 150	625 RUBBER TYRES, TUBES, ETC.	126	112	58
785 CYCLES, MOTORCYCLES ETC.	13	75	41	634 VENEERS, PLYWOOD, ETC.	560	112	60
786 TRAILERS, SEMI-TRAILR, ETC	6 494	5 441	2 970	635 WOOD MANUFACTURES, NES	4 221	353	201
791 RAILWAY VEHICLES. EQUIPNT	515	1 155	695	641 PAPER AND PAPERBOARD	72	50	30
792 AIRCRAFT, ASSOCTD. EQUIPNT	11	186	102	642 PAPER, PAPERBOARD, CUT ETC	300	108	61
793 SHIP, BOAT, FLOAT. STRUCTRS	8 640	15 082	8 591	658 TEXTILE ARTICLES NES	151	77	43
811 PREFABRICATED BUILDINGS	1 491	861	480	653 MINERAL MANUFACTURES, NES	87	117	64
813 LIGHTNG FIXTURES ETC. NES	90	220	122	664 GLASS	379	73	41
821 FURNITURE, CUSHIONS, ETC.	321	362	207	665 GLASSWARE	74	102	60
831 TRUNK, SUIT-CASES, BAG, ETC	32	116	65	676 IRON, STL. BAR, SHAPES ETC.	1 185	103	59
848 CLOTHNG, NONXTL; HEADGEAR	15	171	96	691 METALLIC STRUCTURES NES	1 828	1 009	590
871 OPTICAL INSTRUMENTS, NES	616	65	37	692 CONTAINERS, STORAGE, TRNSP	114	100	56
872 MEDICAL INSTRUMENTS NES	616	1 468	815	693 WIRE PRODUCTS EXCL. ELECT	694	162	93
873 METERS, COUNTERS, NES	14	88	51	695 TOOLS	181	148	85
874 MEASURE, CONTROL INSTRMNT	262	3 372	1 905	699 MANUFACTS. BASE METAL, NES	255	196	113
881 PHOTOGRAPH APPAR. ETC. NES	16	238	131	712 STEAM TURBINES	179	2 242	1 225
882 PHOTO. CINEMATOGRPH. SUPPL	576	777	441	713 INTRNL COMBUS PSTN ENGIN	220	506	289
892 PRINTED MATTER	66	243	139	714 ENGINES, MOTORS NON-ELECT		88	51
893 ARTICLES, NES, OF PLASTICS	832	1 139	621	716 ROTATING ELECTRIC PLANT	127	334	189
894 BABY CARRIAGE, TOYS, GAMES	59	208	117	721 AGRIC. MACHINES, EX. TRACTR	90	108	58
895 OFFICE, STATIONERY SUPPLS	590	574	333	722 TRACTORS	200	240	137
898 MUSICAL INSTRUMENTS, ETC.	12	57	31	723 CIVIL ENGINEERING EQUIPT	3 452	2 546	1 413
899 MISC MANUFCTRD GOODS NES	31	453	247	728 OTH. MACH. PTS, SPCL INDUST	378	479	272
				741 HEATNG, COOLNG EQUIP, PART	*	*	*
DJIBOUTI				742 PUMPS FOR LIQUIDS, PARTS	197	267	153
IMPORTS	515	411	234	743 PUMPS NES, CENTRIFUGS ETC	13	81	44
288 NON-FERROUS WASTE, SCRAP	457	121	68	744 MECHANICAL HANDLNG EQUIP	146	258	147
				745 OTH. NONELEC MCH, TOOL, NES	48	265	142
EXPORTS	72 599	8 572	4 878	751 OFFICE MACHINES	7	59	32
				752 AUTOMATC. DATA PROC. EQUIP	3	117	65
022 MILK AND CREAM	4 458	1 030	588	759 PARTS, FOR OFFICE MACHINS	6	68	38
023 BUTTER, OTHER FAT OF MILK	150	59	33	763 SOUND RECORDER, PHONOGRPH	7	160	92
046 MEAL, FLOUR OF WHEAT, MSLN	16 704	362	203	764 TELECOMM. EQUIP. PARTS NES	31	1 205	706
061 SUGARS, MOLASSES, HONEY	47 001	1 964	1 116	772 ELEC. SWITCH. RELAY. CIRCUIT	21	144	76
122 TOBACCO, MANUFACTURED	142	205	109	774 ELECTRO-MEDCL, XRAY EQUIP	20	161	88
541 MEDICINES, ETC. EXC. GRP542	34	55	30	776 TRANSISTORS, VALVES, ETC.	14	612	331
542 MEDICAMENTS	38	125	71	778 ELECTRIC. MACH. APPART. NES	8	225	132
553 PERFUMERY, COSMETICS, ETC.	143	172	99	781 PASS. MOTOR VEHCLS. EX. BUS	609	1 575	897
554 SOAP, CLEANERS, POLISH, ETC	204	81	47	782 GOODS, SPCL TRANSPORT VEH	1 104	1 470	838
642 PAPER, PAPERBOARD, CUT ETC	233	140	80	784 PARTS, TRACTORS, MOTOR VEH	161	678	383
699 MANUFACTS. BASE METAL, NES	81	54	32	786 TRAILERS, SEMI-TRAILR, ETC	257	233	131
713 INTRNL COMBUS PSTN ENGIN	58	237	134	792 AIRCRAFT, ASSOCTD. EQUIPNT	2	382	217
723 CIVIL ENGINEERING EQUIPT	204	264	154	811 PREFABRICATED BUILDINGS	177	53	32
724 TEXTILE, LEATHER MACHINES	36	94	54	821 FURNITURE, CUSHIONS, ETC.	335	204	120
				871 OPTICAL INSTRUMENTS, NES	84	83	46
				872 MEDICAL INSTRUMENTS NES		109	64

7 IMPORTS AND EXPORTS (SPECIAL TRADE) BY COUNTRIES OF PRODUCTION AND CONSUMPTION AND BY GROUPS OF THE SITC-REV. III 1988

GROUP DESCRIPTION	DT = 100 KG	1 000 DM	1 000 \$	GROUP DESCRIPTION	DT = 100 KG	1 000 DM	1 000 \$
874 MEASURE,CONTROL INSTRMNT	14	192	105	621 MATERIALS OF RUBBER	140	202	115
882 PHOTO.CINEMATOGRPH,SUPL	47	90	49	625 RUBBER TYRES,TUBES,ETC.	489	266	150
898 MUSICAL INSTRUMENTS,ETC.		299	170	629 ARTICLES OF RUBBER, NES	536	1 122	632
941 COMPL IND PLANT CHAPT 99	26	181	104	635 WOOD MANUFACTURES, NES	284	168	95
KENYA				641 PAPER AND PAPERBOARD	30 815	4 901	2 721
IMPORTS				642 PAPER,PAPERBOARD,CUT ETC	1 096	400	222
001 LIVE ANIMALS	36	72	42	651 TEXTILE YARN	496	434	247
034 FISH,FRESH,CHILLED,FROZN	464	508	287	652 COTTON FABRICS, WOVEN	187	249	138
036 CRUSTACEANS,MOLLUSCS ETC	111	316	182	653 FABRICS,MAN-MADE FIBRES	675	1 340	740
054 VEGETABLES	10 427	2 338	1 334	655 KNIT.CROCHET.FABRIC NES	45	86	47
057 FRUIT,NUTS EXCL.OIL NUTS	37 409	7 487	4 288	657 SPECIAL YARN,TXTL.FABRIC	434	827	466
058 FRUIT,PRESERVED,PREPARED	112 008	17 810	10 019	658 TEXTILE ARTICLES NES	11	93	51
059 FRUIT, VEGETABLE JUICES	2 252	439	263	661 LIME,CEMENT,CONSTR.MATRL	2 558	52	31
061 SUGARS,MOLASSES,HONEY	29 865	405	240	662 CLAY,REFRCT.CONSTR.MATRL	12 355	1 697	954
071 COFFEE,COFFEE SUBSTITUTE	298 997	185 492	104 957	663 MINERAL MANUFACTURES,NES	2 213	864	497
074 TEA AND MATE	5 185	2 408	1 375	664 GLASS	7 046	590	341
121 TOBACCO, UNMANUFACTURED	446	249	145	665 GLASSWARE	176	278	155
222 OILSEED(SFT.FIX VEG.OIL)	3 332	394	229	666 POTTERY	38	78	42
223 OILSEED(OTH.FIX VEG.OIL)	12 426	654	378	667 PEARLS,PRECIOUS STONES			
265 VEGETABLE TEXTILE FIBRES	4 342	403	234	673 FLAT-ROLLED IRON ETC.	75 372	4 889	2 820
268 WOOL, OTHER ANIMAL HAIR	100	209	125	674 FLAT-ROLLED PLATED IRON	103 036	11 335	6 413
278 OTHER CRUDE MINERALS	81 526	1 672	903	675 FLAT-ROLLED, ALLDY STEEL	1 013	389	224
288 NON-FERROUS WASTE, SCRAP	1 622	519	301	676 IRON,STL.BAR,SHAPES ETC.	18 372	1 072	639
292 CRUDE VEG.MATERIALS, NES	39 314	26 649	15 287	678 WIRE OF IRON OR STEEL	843	138	78
422 FIXED VEG.FAT,OILS,OTHER	452	71	39	679 TUBES,PIPES,ETC. IRON,STL	13 826	1 678	1 005
512 ALCOHOL,PHENOL,ETC.DERIV	6 474	673	379	682 COPPER	1 410	848	488
591 INSECTICIDES, ETC.	102	84	47	683 NICKEL	5 57	194	105
611 LEATHER	140	290	168	684 ALUMINIUM	5 874	4 458	2 510
635 WOOD MANUFACTURES, NES	116	197	114	685 LEAD	240	64	37
657 SPECIAL YARN,TXTL.FABRIC	299	91	51	686 ZINC	3 490	777	429
667 PEARLS,PRECIOUS STONES				691 METALLIC STRUCTURES NES	412	418	229
685 LEAD	255	181	103	692 CONTAINERS,STORAGE,TRNSP	290	198	115
714 ENGINES,MOTORS NON-ELECT	245	2 815	1 606	693 WIRE PRODUCTS EXCL.ELECT	578	260	149
742 PUMPS FOR LIQUIDS,PARTS	1	109	64	694 NAILS,SCREWS,NUTS,ETC.	45	92	56
748 TRANSMISSIONS SHAFTS ETC	7	56	30	695 TOOLS	497	1 405	778
763 SOUND RECORDER,PHONOGRPH		61	32	697 HOUSEHOLD EQUIPMENT,NES	20	70	38
786 TRAILERS,SEMI-TRAILR,ETC	80	52	32	699 MANUFACTS.BASE METAL,NES	1 692	1 422	798
792 AIRCRAFT,ASSOCTD.EQUIPNT	20	2 802	1 554	712 STEAM TURBINES	30	286	161
831 TRUNK,SUIT-CASES,BAG,ETC	28	52	31	713 INTRNL COMBUS PSTN ENGIN	393	2 657	1 530
874 MEASURE,CONTROL INSTRMNT		110	65	714 ENGINES,MOTORS NON-ELECT	33	1 749	995
885 WATCHES AND CLOCKS	1	67	37	716 ROTATING ELECTRIC PLANT	254	950	536
899 MISC MANUFCTRD GOODS NES	577	709	395	718 OTH.POWR.GENRTNG.MACHNRY	14	128	72
EXPORTS				721 AGRIC.MACHINES,EX.TRACTR	2 227	3 275	1 912
001 LIVE ANIMALS	79	174	97	722 TRACTORS	3 384	3 250	1 845
046 MEAL,FLOUR OF WHEAT,MSLN	2 993	65	35	723 CIVIL ENGINEERING EQUIPT	2 024	2 680	1 504
054 VEGETABLES	1 356	3 287	1 876	724 TEXTILE,LEATHER MACHINES	4 956	10 181	5 748
061 SUGARS,MOLASSES,HONEY	70 943	3 265	1 803	725 PAPER,PULP MILL MACHINES	542	1 737	985
081 ANIMAL FEED STUFF	650	204	111	726 PRINTNG,BOOKBINDNG MACHS	809	3 777	2 140
098 EDIBLE PRD.PREPRTRS,NES	313	194	116	727 FOOD-PROCESS.MCH.NON DDM	599	2 080	1 218
112 ALCOHOLIC BEVERAGES	669	338	197	728 OTH.MACH.PTS,SPCL INDUST	1 958	4 335	2 427
232 SYNTHETIC RUBBER, ETC.	2 779	613	337	731 METAL REMOVAL WOKR TOOLS	90	224	130
266 SYNTHETIC FIBRES	19 976	6 372	3 632	733 MACH-TOOLS,METAL-NORKING	40	102	60
267 OTHER MAN-MADE FIBRES	148	99	55	735 PARTS,NES,FOR MACH-TOOLS	18	221	129
273 STONE, SAND AND GRAVEL	1 758	59	33	737 METALWORKING MACHNRY NES	98	186	104
274 SULPHUR,UNRSTD. IRON PYRS	6 040	417	236	741 HEATNG,COOLNG EQUIP,PART			
278 OTHER CRUDE MINERALS	1 081	81	49	742 PUMPS FDR LIQUIDS,PARTS	346	1 899	1 067
288 NON-FERROUS WASTE, SCRAP	307	109	63	743 PUMPS NES,CENTRIFUGS ETC	1 393	4 430	2 553
291 CRUDE ANIMAL MATERLS,NES	160	136	77	744 MECHANICAL HANDLING EQUIP	1 211	2 572	1 443
292 CRUDE VEG.MATERIALS, NES	960	2 495	1 413	745 OTH.NONELEC MCH,TOOL,NES	1 688	10 559	5 990
321 COAL,NOT AGGLOMERATED	990	51	30	746 BALL OR ROLLER BEARINGS	50	262	144
325 COKE,SEMI-COKE,RET.CARBN	1 641	56	31	747 TAPS,COCKS,VALVES,ETC.	299	922	521
334 PETROLEUM PRODUCTS	20 806	2 279	1 254	748 TRANSMISSIONS SHAFTS ETC	533	1 860	1 057
335 RESIDUAL PETROL.PRODUCTS	32 173	4 093	2 324	749 NON-ELECT MACH,PARTS,ETC	702	1 262	709
421 FIXED VEG.FAT,OILS,SOFT	1 123	135	73	751 OFFICE MACHINES	88	372	206
431 ANIMAL,VEG.FATS,OILS,NES	2 165	266	154	752 AUTOMATC.DATA PROC.EQUIP	12	269	152
511 HYDROCARBONS,NES,DERIVTS	5 111	597	338	753 PARTS,FOR OFFICE MACHINS	14	431	242
512 ALCOHOL,PHENOL,ETC.DERIV	5 386	1 208	691	755 TELEVISION RECEIVERS ETC	24	56	33
513 CARBOXYLIC ACIDS,DERIVTS	7 203	1 857	1 057	762 RADIO-BROADCAST RECEIVER	8	155	89
514 NITROGEN-FUNCT.COMPOUNDS	1 401	1 061	608	763 SOUND RECORDER,PHONOGRPH	3	121	68
515 ORGANO-INORGANIC COMPNDS	1 959	3 578	2 098	764 TELECOMM.EQUIP.PARTS NES	460	4 693	2 514
516 OTHER ORGANIC CHEMICALS	549	493	284	771 ELECT POWER MACHNY.PARTS	84	370	204
522 INORGANIC CHEM.ELEMENTS	30 187	3 993	2 252	772 ELEC.SWITCH.RELAY.CIRCUT	311	3 080	1 742
523 METAL.SALTS,INORGAN.ACID	39 017	2 130	1 228	773 ELECTR DISTRIB.EQPT NES	197	802	428
524 OTHER CHEMICAL COMPOUNDS	76	81	45	774 ELECTRO-MEDCL,XRAY EQUIP	115	960	524
531 SVITH.COLOURS,LAKES,ETC.	1 575	4 039	2 289	775 DDM.ELEC.NON-ELEC.EQUIP	87	429	242
532 DYEING,TANNING MATERIALS	6 335	1 471	848	776 TRANSISTORS,VALVES,ETC.	1	117	65
533 PIGMENTS, PAINTS, ETC.	5 050	1 662	959	778 ELECTRIC.MACH.APPART.NES	1 360	1 844	1 022
541 MEDICINES,ETC.EXC.GRPS42	725	3 352	1 926	781 PASS.MOTDR VEHCLS.EX.BUS	3 608	10 366	5 864
542 MEDICAMENTS	907	6 550	3 706	782 GOODS,SPCL TRANSPORT VEH	4 941	8 732	4 753
551 ESSNTL.OIL,PERFUME,FLAVR	368	1 083	608	783 ROAD MOTOR VEHICLES NES	1 760	2 616	1 464
553 PERFUMERY,COSMETICS,ETC.	163	141	81	784 PARTS,TRACTORS,MOTOR VEH	3 519	9 929	5 690
554 SOAP,CLEANERS,POLISH,ETC	5 629	1 573	889	785 CYCLES,MOTORCYCLES ETC.	101	261	148
562 FERTILIZER,EXCEPT GRP272	181 700	7 977	4 550	786 TRAILERS,SEMI-TRAILR,ETC	314	247	140
571 POLYMERS OF ETHYLENE	20 655	4 213	2 381	791 RAILWAY VEHICLES.EQUIPNT	100	404	226
572 POLYMERS OF STYRENE	2 249	632	369	792 AIRCRAFT,ASSOCTD.EQUIPNT	3	719	405
573 POLYMERS,VINYL CHLORIDE	54 057	9 399	5 390	800 CPL IND PLANT CHAP 90/94	50	229	126
574 POLYACETAL,POLYCARBONATE	69 883	9 246	5 318	813 LIGHTNG FIXTURES ETC.NES	190	274	152
575 OTH.PLASTIC,PRIMARY FORM	14 348	5 091	2 872	821 FURNITURE,CUSHIONS,ETC.	245	420	233
581 PLASTIC TUBE,PIPE,HOSE	833	637	355	841 MENS,BOYS CLOTHNG,X-KNIT	8	119	66
582 PLASTIC PLATE,SHEETS,ETC	1 038	1 184	675	848 CLOTHNG,NONTXTL;HEADGEAR	13	62	35
591 INSECTICIDES, ETC.	13 489	10 883	6 261	851 FOOTWEAR	56	265	143
592 STARCHES,INULIN,ETC.	1 033	406	237	871 OPTICAL INSTRUMENTS,NES	5	230	130
597 PREPRD ADDITIVES,LIQUIDS	4 934	1 363	785	872 MEDICAL INSTRUMENTS NES	1 020	1 883	1 066
598 MISC.CHEMICAL PRDCTS,NES	12 088	3 872	2 192	873 METERS,COUNTERS,NES	24	423	245
				874 MEASURE,CONTROL INSTRMNT	135	3 077	1 743
				881 PHOTOGRAPH APPAR.ETC.NES	17	548	313
				882 PHOTO.CINEMATOGRPH.SUPL	526	955	540
				884 OPTICAL GOODS NES	8	188	107
				885 WATCHES AND CLOCKS	9	100	55

7 IMPORTS AND EXPORTS (SPECIAL TRADE) BY COUNTRIES OF PRODUCTION AND CONSUMPTION AND BY GROUPS OF THE SITC-REV. III 1988

GROUP DESCRIPTION	DT = 100 KG	1 000 DM	1 000 \$	GROUP DESCRIPTION	DT = 100 KG	1 000 DM	1 000 \$
892 PRINTED MATTER	244	358	193	851 FOOTWEAR	23	93	52
893 ARTICLES, NES, OF PLASTICS	289	723	404	871 OPTICAL INSTRUMENTS, NES	3	115	66
895 OFFICE, STATIONERY SUPPLS	375	747	423	872 MEDICAL INSTRUMENTS NES	59	490	273
897 GOLD, SILVERWARE, JEWEL NES	2	699	403	873 METERS, COUNTERS, NES	2	67	36
898 MUSICAL INSTRUMENTS, ETC.	48	173	99	874 MEASURE, CONTROL INSTRMNT	30	663	376
899 MISC MANUFCTRD GOODS NES	90	461	253	881 PHOTOGRAPH APPAR. ETC. NES	1	60	33
				893 ARTICLES, NES, OF PLASTICS	47	167	92
UGANDA				895 OFFICE, STATIONERY SUPPLS	47	163	90
				898 MUSICAL INSTRUMENTS, ETC.	5	60	33
IMPORTS	101 085	45 938	25 835	TANZANIA			
057 FRUIT, NUTS EXCL. OIL NUTS	1 457	153	91	IMPORTS	303 271	122 899	70 266
071 COFFEE, COFFEE SUBSTITUTE	94 412	43 768	24 629	001 LIVE ANIMALS	41	287	160
072 COCOA	2 108	720	389	034 FISH, FRESH, CHILLED, FROZN	4	104	59
269 COTTON	3 036	978	549	036 CRUSTACEANS, MOLLUSCS ETC	80	87	47
792 AIRCRAFT, ASSOCTD. EQUIPNT		115	63	045 OTHER CEREALS, UNMILLED	1 956	78	44
EXPORTS	56 490	54 765	31 228	054 VEGETABLES	37 989	1 447	820
001 LIVE ANIMALS	3 524	765	434	071 COFFEE, COFFEE SUBSTITUTE	191 637	100 316	57 445
022 MILK AND CREAM	635	204	116	072 COCOA	7 082	2 535	1 460
054 VEGETABLES	210	211	122	074 TEA AND MATE	275	103	62
061 SUGARS, MOLASSES, HONEY	2 965	135	75	121 TOBACCO, UNMANUFACTURED	5 440	1 956	1 098
269 WORN CLOTHING, TEXTL. ARTL	2 217	1 291	743	248 WOOD, SIMPLY WORKED	3 690	1 155	651
411 ANIMAL OILS AND FATS	1 101	146	83	251 PULP AND WASTE PAPER	3 092	720	411
421 FIXED VEG. FAT, OILS, SOFT	3 349	364	206	269 COTTON	19 694	4 678	2 632
514 NITROGEN-FUNCT. COMPOUNDS	596	235	136	285 VEGETABLE TEXTILE FIBRES	665	65	35
522 INORGANIC CHEM. ELEMENTS	2 612	260	144	277 NATURAL ABRASIVES, NES		240	137
533 PIGMENTS, PAINTS, ETC.	148	152	88	288 NON-FERROUS WASTE, SCRAP	510	202	111
541 MEDICINES, ETC. EXC. GRP542	36	176	106	292 CRUDE VEG. MATERIALS, NES	1 139	458	273
542 MEDICAMENTS	387	1 450	830	431 ANIMAL, VEG. FATS, OILS, NES	944	507	285
554 SOAP, CLEANERS, POLISH, ETC	83	60	33	635 WOOD MANUFACTURES, NES	67	72	40
562 FERTILIZER, EXCEPT GRP272	2 994	107	63	651 TEXTILE YARN	1 349	678	396
571 POLYMERS OF ETHYLENE	1 370	362	207	653 FABRICS, MAN-MADE FIBRES	602	353	199
573 POLYMERS, VINYL CHLORIDE	260	84	49	657 SPECIAL YARN, TXTL. FABRIC	30 124	3 921	2 253
574 POLYACETAL, POLYCARBONATE	1 172	213	126	658 TEXTILE ARTICLES NES	78	76	41
575 OTH. PLASTIC, PRIMARY FORM	1 344	464	267	667 PEARLS, PRECIOUS STONES			
582 PLASTIC PLATE, SHEETS, ETC	1 341	673	383	682 COPPER	180	84	46
591 INSECTICIDES, ETC.	51	149	88	686 ZINC	506	114	61
598 MISC. CHEMICAL PRDCTS. NES	144	86	48	689 MISC. NON-FERR. BASE METAL	115	302	165
621 MATERIALS OF RUBBER	296	436	242	813 LIGHTNG FIXTURES ETC. NES	108	89	50
625 RUBBER TYRES, TUBES, ETC.	1 366	1 328	762	845 OTHR. TEXTILE APPAREL, NES	727	918	520
629 ARTICLES OF RUBBER, NES	30	82	46	874 MEASURE, CONTROL INSTRMNT	2	90	51
635 WOOD MANUFACTURES, NES	69	53	30	EXPORTS	433 664	157 694	89 896
641 PAPER AND PAPERBOARD	1 542	370	203	001 LIVE ANIMALS	358	197	118
642 PAPER, PAPERBOARD, CUT ETC	1 114	400	233	022 MILK AND CREAM	16 419	4 152	2 379
656 TULLE, LACE, EMBROIDRY, ETC	12	67	38	035 FISH, DRIED, SALTED, SMOKED	1 200	626	344
657 SPECIAL YARN, TXTL. FABRIC	578	238	141	046 MEAL, FLOUR OF WHEAT, MSLN	33 594	618	362
658 TEXTILE ARTICLES NES	75	61	37	054 VEGETABLES	401	1 090	624
663 MINERAL MANUFACTURES, NES	181	61	86	051 SUGARS, MOLASSES, HONEY	28 099	1 466	849
665 GLASSWARE	20	148	274	061 EDIBLE PROD. PREPRTNS, NES	287	113	64
674 FLAT-ROLLED PLATED IRON	2 600	487	136	112 ALCOHOLIC BEVERAGES	1 161	199	109
679 TUBES, PIPES, ETC. IRON, STL	200	127	72	098 SYNTHETIC RUBBER, ETC.	3 229	715	395
684 ALUMINIUM	414	245	136	269 WORN CLOTHING, TEXTL. ARTL	4 017	525	292
691 METALLIC STRUCTURES NES	322	88	48	274 SULPHUR, UNRSTD. IRON PYRS	2 230	95	52
695 TOOLS	141	425	251	292 CRUDE VEG. MATERIALS, NES	240	895	519
696 CUTLERY	9	68	38	325 COKE, SEMI-COKE, RET. CARBN	2 180	100	59
699 MANUFACT. BASE METAL, NES	62	110	64	334 PETROLEUM PRODUCTS	11 340	1 885	1 081
712 STEAM TURBINES	5	312	167	335 RESIDUAL PETROL. PRODUCTS	6 043	664	373
713 INTRNL COMBUS PSTN ENGIN	128	833	471	411 ANIMAL OILS AND FATS	77 963	7 130	4 101
716 ROTATING ELECTRIC PLANT	294	753	436	421 FIXED VEG. FAT, OILS, SOFT	2 008	386	220
722 TRACTORS	44	52	31	431 ANIMAL, VEG. FATS, OILS, NES	5 408	573	326
723 CIVIL ENGINEERING EQUIPT	1 100	2 282	1 303	512 ALCOHOL, PHENOL, ETC. DERIV	198	60	32
724 TEXTILE, LEATHER MACHINES	1 134	3 863	2 299	513 CARBOXYLIC ACIDS, DERIVTS	428	118	65
725 PAPER, PULP MILL MACHINES	73	139	78	514 NITROGEN-FUNCT. COMPOUNDS	845	902	494
726 PRINTNG, BOOKBINDING MACHS	94	536	300	515 ORGANO-INORGANIC COMPNDS	118	223	127
727 FOOD-PROCESS. MCH. NON DOM	44	240	132	516 OTHER ORGANIC CHEMICALS	417	553	314
728 OTH. MACH. PTS, SPCL INDUST	1 282	2 966	1 682	522 INORGANIC CHEM. ELEMENTS	8 388	1 000	570
733 MACH-TOOLS, METAL-WORKING	1 195	1 295	712	523 METAL. SALTS, INDRGAN. ACID	27 131	773	429
735 PARTS, NES, FOR MACH-TOOLS	22	208	115	524 OTHER CHEMICAL COMPOUNDS	984	165	92
737 METALWORKING MACHNRY NES	34	108	60	531 SYNTH. COLOURS, LAKES, ETC.	345	1 021	579
741 HEATING, COOLING EQUIP, PART				532 DYEING, TANNING MATERIALS	500	117	65
742 PUMPS FOR LIQUIDS, PARTS	143	804	457	539 PIGMENTS, PAINTS, ETC.	870	320	181
743 PUMPS NES, CENTRIFUGS ETC	121	504	285	541 MEDICINES, ETC. EXC. GRP542	687	1 946	1 118
744 MECHANICAL HANDLNG EQUIP	314	514	287	542 MEDICAMENTS	1 865	6 475	3 698
745 OTH. NONELEC MCH, TOOL, NES	299	1 526	877	551 ESSENTL. OIL, PERFUME, FLAVR	36	170	95
746 BALL DR ROLLER BEARINGS	56	206	116	554 SOAP, CLEANERS, POLISH, ETC	697	259	142
747 TAPS, COCKS, VALVES, ETC.	77	200	114	571 POLYMERS OF ETHYLENE	1 860	492	278
748 TRANSMISSIONS SHAFTS ETC	15	184	104	572 POLYMERS OF STYRENE	251	132	78
749 NON-ELECT MACH. PARTS, ETC	94	1 087	623	573 POLYMERS, VINYL CHLORIDE	551	137	78
751 OFFICE MACHINES	32	187	105	574 POLYACETAL, POLYCARBONATE	149	98	55
752 AUTOMATC. DATA PROC. EQUIP	3	93	55	575 OTH. PLASTIC, PRIMARY FORM	3 115	1 048	573
762 RADIO-BROADCAST RECEIVER	4	153	85	581 PLASTIC TUBE, PIPE, HOSE	1 198	467	262
764 TELECOMM. EQUIP. PARTS NES	9	528	299	582 PLASTIC PLATE, SHEETS, ETC	99	206	117
771 ELECT POWER MACHNRY, PARTS	9	72	41	591 INSECTICIDES, ETC.	12 951	13 318	7 567
772 ELEC. SWITCH, RELAY, CIRCUIT	46	328	192	592 STARCHES, INULIN, ETC.	2 122	496	281
774 ELECTRO-MEDCL, XRAY EQUIP	98	471	265	599 EXPLOSIVES, PYROTECHNICS	411	248	147
775 DOM. ELEC. NON-ELEC. EQUIPT	44	78	39	597 PREPRD ADDITIVES, LIQUIDS	360	131	73
778 ELECTRIC MACH. APPART. NES	157	464	259	598 MISC. CHEMICAL PRDCTS. NES	2 065	973	555
781 PASS. MOTOR VEHCLS. EX. BUS	1 317	3 557	2 030	621 MATERIALS OF RUBBER	199	381	217
782 GOODS, SPCL TRANSPORT VEH	5 846	7 373	4 210	625 RUBBER TYRES, TUBES, ETC.	941	726	401
783 ROAD MOTOR VEHICLES NES	513	336	201	629 ARTICLES OF RUBBER, NES	99	386	224
784 PARTS, TRACTORS, MOTOR VEH	936	3 712	2 086	641 PAPER AND PAPERBOARD	1 965	691	404
785 CYCLES, MOTORCYCLES ETC.	116	86	51	642 PAPER, PAPERBOARD, CUT ETC	686	750	411
786 TRAILERS, SEMI-TRAILR, ETC	1 312	698	406	651 TEXTILE YARN	272	400	214
791 RAILWAY VEHICLES. EQUIPNT	92	511	299	655 KNIT. CROCHET, FABRIC NES	47	135	78
821 FURNITURE, CUSHIONS, ETC.	206	458	259	657 SPECIAL YARN, TXTL. FABRIC	50	400	219
841 MENS, BOYS CLOTHNG, X-KNIT	11	117	66				
848 CLOTHNG, NONTXTL; HEADGEAR	7	58	32				

7 IMPORTS AND EXPORTS (SPECIAL TRADE) BY COUNTRIES OF PRODUCTION AND CONSUMPTION AND BY GROUPS OF THE SITC-REV. III 1988

GROUP DESCRIPTION	DT = 100 KG	1 000 DM	1 000 \$	GROUP DESCRIPTION	DT = 100 KG	1 000 DM	1 000 \$
658 TEXTILE ARTICLES NES	463	225	122	541 MEDICINES, ETC. EXC. GRP542	4	60	33
661 LIME, CEMENT, CONSTR. MATRL	632	83	45	542 MEDICAMENTS	12	159	90
662 CLAY, REFRACT. CONSTR. MATRL	4 674	826	469	551 ESSNTL. OIL, PERFUME, FLAVR	25	60	34
663 MINERAL MANUFACTURES, NES	642	482	274	665 GLASSWARE	667	187	113
664 GLASS	217	71	38	692 CONTAINERS, STORAGE, TRNSP	60	116	70
665 GLASSWARE	220	87	49	695 TOOLS	28	101	59
671 PIG IRON, SPIEGELEISN, ETC	18 760	840	476	713 INTRNL COMBUS PSTN ENGIN	6	67	37
673 FLAT-ROLLED IRON ETC.	51 659	4 015	2 284	714 ENGINES, MOTORS NON-ELECT	2	213	126
674 FLAT-ROLLED PLATED IRON	5 032	841	485	722 TRACTORS	185	196	115
676 IRON, STL. BAR, SHAPES ETC.	7 698	833	478	723 CIVIL ENGINEERING EQUIPT	45	91	53
678 WIRE OF IRON OR STEEL	1 114	124	72	727 FOOD-PROCESS. MCH. NON DOM	33	221	125
679 TUBES, PIPES, ETC. IRON, STL	26 446	3 715	2 136	728 OTH. MACH. PTS, SPCL INDUST	403	1 042	555
682 COPPER	179	325	178	741 HEATING, COOLING EQUIP, PART	*	*	*
684 ALUMINIUM	593	365	203	745 OTH. NONELEC MCH, TOOL, NES	557	2 661	1 426
691 METALLIC STRUCTURES NES	542	229	130	764 TELECOMM. EQUIP. PARTS NES	17	262	149
692 CONTAINERS, STORAGE, TRNSP	670	297	173	772 ELEC. SWITCH, RELAY, CIRCUIT	235	1 188	708
693 WIRE PRODUCTS EXCL. ELECT	1 944	576	335	773 ELECTR. DISTRIB. EQPT NES	97	556	332
694 NAILS, SCREWS, NUTS, ETC.	354	177	97	775 DOM. ELEC. NON-ELEC. EQUIPT	30	80	42
695 TOOLS	720	1 782	1 010	782 GOODS, SPCL TRANSPORT VEH	58	80	48
697 HOUSEHOLD EQUIPMENT, NES	85	111	63	786 TRAILERS, SEMI-TRAILR, ETC	84	68	40
699 MANUFACTS. BASE METAL, NES	5 164	1 824	1 060	872 MEDICAL INSTRUMENTS NES	36	144	83
700 CPL IND PLANT (84/85/87)	304	5 767	3 327	874 MEASURE, CONTROL INSTRMNT	1	170	95
711 STEAM GENER. BOILERS, ETC.	197	551	322	884 OPTICAL GOODS NES	1	67	36
712 STEAM TURBINES	7	124	68	892 PRINTED MATTER	55	89	53
713 INTRNL COMBUS PSTN ENGIN	228	1 606	891				
716 ROTATING ELECTRIC PLANT	162	582	337	BRIT IND OC			
718 OTH. POWR. GENRTNG. MACHNRY	259	1 439	841				
721 AGRIC. MACHINES, EX. TRACTR	494	797	455	IMPORTS	66	34	18
722 TRACTORS	399	292	169				
723 CIVIL ENGINEERING EQUIPT	1 615	1 904	1 083	EXPORTS	259	119	66
724 TEXTILE, LEATHER MACHINES	759	2 163	1 235				
725 PAPER, PULP MILL MACHINES	66	188	107	821 FURNITURE, CUSHIONS, ETC.	256	94	55
726 PRINTNG, BOOKBINDNG MACHS	396	1 800	1 009				
727 FOOD-PROCESS. MCH. NON DOM	204	973	545	MOZAMBIQUE			
728 OTH. MACH. PTS, SPCL INDUST	996	2 321	1 344				
731 METAL REMOVAL WORK TOOLS	191	586	329	IMPORTS	38 519	8 917	5 050
733 MACH-TOOLS, METAL-WORKING	122	580	324				
735 PARTS, NES, FOR MACH-TOOLS	69	670	377	037 FISH ETC. PREPD, PRSVD. NES	62	155	85
737 METALWORKING MACHNRY NES	30	153	89	057 FRUIT, NUTS EXCL. OIL NUTS	15 926	4 462	2 510
741 HEATING, COOLING EQUIP, PART	*	*	*	074 TEA AND MATE	566	306	180
742 PUMPS FOR LIQUIDS, PARTS	667	2 047	1 177	222 DILSEED (SFT. FIX VEG. OIL)	1 632	142	77
743 PUMPS NES, CENTRIFUGS ETC	309	747	422	247 WOOD ROUGH, ROUGH SQUARED	10 065	1 206	711
744 MECHANICAL HANDLING EQUIP	788	2 525	1 378	248 WOOD, SIMPLY WORKED	1 136	104	56
745 OTH. NONELEC MCH, TOOL, NES	4 289	16 706	9 640	282 FERROUS WASTE AND SCRAP	6 508	1 621	905
746 BALL OR ROLLER BEARINGS	41	246	139	291 CRUDE ANIMAL MATERLS. NES	5	66	40
747 TAPS, COCKS, VALVES, ETC.	401	551	311	635 WOOD MANUFACTURES, NES	637	90	49
748 TRANSMISSIONS SHAFTS ETC	104	366	199	667 PEARLS, PRECIOUS STONES	*	*	*
749 NON-ELECT MACH. PARTS, ETC	153	504	292	723 CIVIL ENGINEERING EQUIPT	398	77	44
751 OFFICE MACHINES	52	330	181	899 MISC MANUFCTRD GOODS NES		169	97
752 AUTOMATC. DATA PROC. EQUIP	11	166	93				
759 PARTS, FOR OFFICE MACHINS	10	120	69	EXPORTS	205 512	48 668	27 663
761 TELEVISION RECEIVERS ETC	16	107	57				
764 TELECOMM. EQUIP. PARTS NES	18	720	392	022 MILK AND CREAM	6 003	1 411	799
771 ELECT POWR MACHNRY, PARTS	600	1 198	115	035 FISH, DRIED, SALTED, SMOKED	630	332	201
772 ELEC. SWITCH, RELAY, CIRCUIT	310	1 214	707	037 FISH ETC. PREPD, PRSVD. NES	1 500	851	371
773 ELECTR DISTRIB. EQPT NES	1 791	1 749	991	041 WHEAT, MESLIN, UNMILLED	20 000	583	332
774 ELECTRO-MEDCL. XRAY EQUIP	81	260	145	042 RICE	15 000	940	554
775 DOM. ELEC. NON-ELEC. EQUIPT	226	290	162	046 MEAL, FLOUR OF WHEAT, MSLN	7 800	468	283
778 ELECTRIC MACH. APPART. NES	1 062	922	518	061 SUGARS, MOLASSES, HONEY	400	80	48
781 PASS. MOTOR VEHCLS. EX. BUS	2 016	5 978	3 389	098 EDIBLE PRD. PREPRTRS, NES	457	256	137
782 GOODS, SPCL TRANSPORT VEH	2 645	2 139	1 207	111 NON-ALCOHOL. BEVERAGE, NES	395	73	43
783 ROAD MOTOR VEHICLES NES	1 232	2 023	1 183	112 ALCOHOLIC BEVERAGES	785	132	74
784 PARTS, TRACTORS, MOTOR VEH	1 680	3 808	2 153	232 SYNTHETIC RUBBER, ETC.	2 256	451	262
785 CYCLES, MOTORCYCLES ETC.	38	97	55	267 OTHER MAN-MADE FIBRES	183	105	60
786 TRAILERS, SEMI-TRAILR, ETC	460	243	137	269 WORN CLOTHING, TEXTL. ARTL	824	424	240
791 RAILWAY VEHICLES, EQUIPNT	2 024	4 030	2 386	273 STONE, SAND AND GRAVEL	8 200	77	42
792 AIRCRAFT, ASSCTD. EQUIPNT	2	58	32	278 OTHER CRUDE MINERALS	1 003	59	35
793 SHIP, BOAT, FLOAT. STRUCTRS	30	67	38	292 CRUDE VEG. MATERIALS, NES	100	162	98
800 CPL IND PLANT CHAP 90/94	6	64	37	334 PETROLEUM PRODUCTS	4 802	863	505
811 PREFABRICATED BUILDINGS	247	161	90	421 FIXED VEG. FAT, OILS, SOFT	1 200	179	96
813 LIGHTNG FIXTURES ETC. NES	61	213	119	511 HYDROCARBONS, NES, DERIVTS	214	98	56
821 FURNITURE, CUSHIONS, ETC.	321	380	220	513 CARBOXYLIC ACIDS, DERIVTS	190	72	39
848 CLOTHING, NONTXTL; HEADGEAR	35	144	80	514 NITROGEN-FUNCT. COMPOUNDS	1 002	519	287
851 FOOTWEAR	96	144	82	515 ORGANO-INORGANIC COMPNDS	38	72	41
871 OPTICAL INSTRUMENTS, NES	2	173	99	522 INORGANIC CHEM. ELEMENTS	1 792	312	173
872 MEDICAL INSTRUMENTS NES	217	1 422	816	529 METAL. SALTS, INDRGAN. ACID	77 746	1 703	1 012
873 METERS, COUNTERS, NES	89	285	155	531 SYNTH. COLOURS, LAKES, ETC.	85	223	122
874 MEASURE, CONTROL INSTRMNT	52	1 012	564	533 PIGMENTS, PAINTS, ETC.	60	71	39
881 PHOTOGRAPH APPAR. ETC. NES	13	213	119	541 MEDICINES, ETC. EXC. GRP542	21	145	82
882 PHOTO. CINEMATOGRPH. SUPPL	70	274	152	542 MEDICAMENTS	1 001	4 669	2 704
891 ARMS AND AMMUNITION	27	92	47	572 POLYMERS OF STYRENE	700	231	126
892 PRINTED MATTER	321	499	273	573 POLYMERS, VINYL CHLORIDE	795	200	107
893 ARTICLES, NES, OF PLASTICS	1 942	557	328	574 POLYACETAL, POLYCARBONATE	2 299	598	323
895 OFFICE, STATIONERY SUPPLS	12	86	44	581 PLASTIC TUBE, PIPE, HOSE	168	54	32
899 MISC MANUFCTRD GOODS NES	21	128	73	582 PLASTIC PLATE, SHEETS, ETC	10	55	31
941 COMPL IND PLANT CHAPT 99	353	780	460	591 INSECTICIDES, ETC.	229	892	519
				598 MISC. CHEMICAL PRDCTS. NES	194	233	129
SEYCHELLES				629 ARTICLES OF RUBBER, NES	97	249	134
				641 PAPER AND PAPERBOARD	12 830	1 480	875
IMPORTS	4 426	2 930	1 632	651 TEXTILE YARN	61	106	63
034 FISH, FRESH, CHILLED, FROZN	144	152	85	662 CLAY, REFRACT. CONSTR. MATRL	1 114	172	93
037 FISH ETC. PREPD, PRSVD. NES	4 112	2 440	1 361	665 GLASSWARE	108	92	49
				673 FLAT-ROLLED IRON ETC.	14 489	1 091	615
EXPORTS	14 165	9 711	5 446	676 IRON, STL. BAR, SHAPES ETC.	3 103	351	198
				683 NICKEL	29	108	60
				685 LEAD	1 005	126	74
061 SUGARS, MOLASSES, HONEY	8 765	420	240	692 CONTAINERS, STORAGE, TRNSP	755	268	145
098 EDIBLE PRD. PREPRTRS, NES	152	115	64	695 TOOLS	122	897	489
335 RESIDUAL PETROL. PRODUCTS	757	101	55	699 MANUFACTS. BASE METAL, NES	290	226	121



7 IMPORTS AND EXPORTS (SPECIAL TRADE) BY COUNTRIES OF PRODUCTION AND CONSUMPTION AND BY GROUPS OF THE SITC-REV. III 1988

GROUP DESCRIPTION	DT = 100 KG	1 000 DM	1 000 \$	GROUP DESCRIPTION	DT = 100 KG	1 000 DM	1 000 \$
895 TOOLS	154	330	182	553 PERFUMERY, COSMETICS, ETC.	114	169	90
897 HOUSEHOLD EQUIPMENT, NES	228	106	58	554 SOAP, CLEANERS, POLISH, ETC	1 269	688	389
899 MANUFACTS. BASE METAL, NES	382	484	271	571 POLYMERS OF ETHYLENE	6 679	1 392	777
713 INTRNL COMBUS PSTN ENGIN	130	515	298	572 POLYMERS OF STYRENE	269	73	41
721 AGRIC. MACHINES, EX. TRACTR	101	270	156	573 POLYMERS, VINYL CHLORIDE	300	115	67
723 CIVIL ENGINEERING EQUIPT	4 023	3 920	2 210	574 POLYACETAL, POLYCARBONATE	850	298	166
724 TEXTILE, LEATHER MACHINES	36	108	60	575 OTH. PLASTIC, PRIMARY FORM	3 217	938	535
725 PAPER, PULP MILL MACHINES	65	155	91	581 PLASTIC TUBE, PIPE, HOSE	236	121	67
726 PRINTNG, BOOKBINDNG MACHS	272	1 623	920	582 PLASTIC PLATE, SHEETS, ETC	2 091	991	580
727 FOOD-PROCESS. MCH. NON DOM	309	1 052	560	583 MONOFILAMENT OF PLASTICS	110	85	48
728 OTH. MACH, PTS, SPLC INDUSTR	25	243	137	591 INSECTICIDES, ETC.	382	704	404
741 HEATING, COOLNG EQUIP, PART	.	.	.	592 STARCHES, INULIN, ETC.	123	85	46
742 PUMPS FOR LIQUIDS, PARTS	2	58	34	597 PREPRD ADDITIVES, LIQUIDS	352	148	82
743 PUMPS NES, CENTRIFUGS ETC	46	176	94	598 MISC. CHEMICAL PRDCTS, NES	2 242	958	539
744 MECHANICAL HANDLING EQUIP	1 735	1 539	876	629 ARTICLES OF RUBBER, NES	19	92	50
745 OTH. NONELEC MCH, TOOL, NES	315	2 588	1 467	641 PAPER AND PAPERBOARD	2 124	622	348
749 NON-ELECT MACH, PARTS, ETC	55	210	115	642 PAPER, PAPERBOARD, CUT ETC	119	133	70
751 OFFICE MACHINES	57	339	190	651 TEXTILE YARN	191	462	263
752 AUTOMATC, DATA PROC. EQUIP	9	57	57	652 COTTON FABRICS, WOVEN	1 067	3 084	1 718
761 TELEVISION RECEIVERS ETC	492	1 332	744	653 FABRICS, MAN-MADE FIBRES	555	1 727	967
764 TELECOMM. EQUIP, PARTS NES	24	145	83	654 OTH. TEXTILE FABRIC, WOVEN	1 072	9 279	5 244
772 ELEC. SWITCH. RELAY. CIRCUIT	6	69	38	655 KNIT. CROCHET. FABRIC NES	891	3 004	1 701
775 DOM. ELEC, NON-ELEC. EQUIPT	219	382	219	656 TULLE, LACE, EMBROIDRY. ETC	425	1 464	827
778 ELECTRIC, MACH. APPART. NES	575	1 011	559	657 SPECIAL YARN, TXTL. FABRIC	435	628	358
781 PASS. MOTOR VEHCLS, EX. BUS	13 418	28 531	16 422	663 MINERAL MANUFACTURES, NES	142	143	81
782 GOODS, SPLC TRANSPORT VEH	6 750	9 240	5 273	665 GLASSWARE	215	132	74
783 ROAD MOTOR VEHICLES NES	470	723	409	681 SILVER, PLATINUM, ETC.	2	82	46
784 PARTS, TRACTORS, MOTOR VEH	1 350	3 535	2 012	682 COPPER	109	100	59
812 PLUMBNG, SANITRY, EQPT. ETC	310	55	31	683 NICKEL	4	77	43
821 FURNITURE, CUSHIONS, ETC.	444	364	202	684 ALUMINIUM	109	196	112
872 MEDICAL INSTRUMENTS NES	7	96	53	691 METALLIC STRUCTURES NES	811	413	241
874 MEASURE, CONTRL INSTRMNT	15	233	125	692 CONTAINERS, STORAGE, TRNSP	207	475	270
881 PHOTOGRAPH APPAR. ETC. NES	63	435	240	695 TOOLS	383	877	491
882 PHOTO. CINEMATOGRPH. SUPPL	457	850	482	696 CUTLERY	19	67	36
892 PRINTED MATTER	33	65	38	699 MANUFACTS. BASE METAL, NES	342	922	522
893 ARTICLES, NES, OF PLASTICS	575	823	462	711 STEAM GENER. BOILERS, ETC.	357	360	213
894 BABY CARRIAGE, TOYS, GAMES	122	346	190	712 STEAM TURBINES	56	249	146
895 OFFICE, STATIONERY SUPPLS	63	264	139	713 INTRNL COMBUS PSTN ENGIN	244	366	208
897 GOLD, SILVERWARE, JEWEL NES	1	178	101	716 ROTATING ELECTRIC PLANT	455	3 278	1 864
898 MUSICAL INSTRUMENTS, ETC.	26	71	41	721 AGRIC. MACHINES, EX. TRACTR	181	186	106
899 MISC MANUFCTRD GOODS NES	85	171	98	722 TRACTORS	372	404	230
MAURITIUS				723 CIVIL ENGINEERING EQUIPT	840	953	532
IMPORTS	77 186	184 992	104 585	724 TEXTILE, LEATHER MACHINES	2 804	14 218	8 106
034 FISH, FRESH, CHILLED, FROZN	1 040	628	351	725 PAPER, PULP MILL MACHINES	151	262	145
037 FISH ETC. PREPD, PRSVD, NES	1 761	1 084	623	726 PRINTNG, BOOKBINDNG MACHS	141	683	385
057 FRUIT, NUTS EXCL. OIL NUTS	582	302	171	727 FOOD-PROCESS. MCH. NON DOM	250	710	391
058 FRUIT, PRESERVED, PREPARED	870	147	84	728 OTH. MACH, PTS, SPLC INDUSTR	815	1 696	951
061 SUGARS, MOLASSES, HONEY	26 075	3 741	2 119	733 MACH-TOOLS, METAL-WORKING	50	104	57
062 SUGAR CONFECTIONERY	221	75	42	741 HEATING, COOLNG EQUIP, PART	.	.	.
074 TEA AND MATE	763	204	116	742 PUMPS FOR LIQUIDS, PARTS	10	103	56
288 NON-FERROUS WASTE, SCRAP	529	152	85	743 PUMPS NES, CENTRIFUGS ETC	314	670	377
289 PREC. METAL DRES, CONCRTS	107	382	214	744 MECHANICAL HANDLING EQUIP	197	176	100
292 CRUDE VEG. MATERIALS, NES	81	168	96	745 OTH. NONELEC MCH, TOOL, NES	308	2 306	1 288
575 OTH. PLASTIC, PRIMARY FORM	850	277	157	747 TAPS, COCKS, VALVES, ETC.	36	113	64
635 WOOD MANUFACTURES, NES	14	203	120	748 TRANSMISSIONS SHAFTS ETC	346	634	361
651 TEXTILE YARN	3 761	2 161	1 266	749 NON-ELECT MACH. PARTS, ETC	132	301	166
658 TEXTILE ARTICLES NES	1 960	1 884	1 049	751 OFFICE MACHINES	18	91	51
699 MANUFACTS. BASE METAL, NES	257	579	326	752 AUTOMATC. DATA PROC. EQUIP	18	197	111
841 MENS, BOYS CLOTHNG, X-KNIT	3 884	23 169	13 150	759 PARTS, FOR OFFICE MACHINS	3	120	66
842 WOMEN, GIRL CLOTHNG, XKNIT	1 329	4 214	2 399	761 TELEVISION RECEIVERS ETC	407	971	543
843 MENS, BOYS CLOTHING, KNIT	2 484	7 535	4 339	764 TELECOMM. EQUIP. PARTS NES	29	1 004	567
844 WOMEN, GIRLS CLOTHING, KNIT	904	3 741	2 130	771 ELECT PWR MACHNY, PARTS	66	119	64
845 OTHR. TEXTILE APPAREL NES	28 848	116 771	65 807	772 ELEC. SWITCH. RELAY. CIRCUIT	144	1 554	857
846 CLOTHING ACCESSRS, FABRIC	70	211	114	773 ELECTR DISTRBT. EQPT NES	315	316	169
848 CLOTHNG, NONTXLT; HEADGEAR	82	975	542	774 ELECTRO-MEDCL, XRAY EQUIP	61	61	33
884 OPTICAL GOODS NES	47	596	342	775 DOM. ELEC, NON-ELEC. EQUIPT	29	84	44
885 WATCHES AND CLOCKS	118	10 455	5 934	778 ELECTRIC. MACH. APPART. NES	289	821	449
894 BABY CARRIAGE, TOYS, GAMES	258	1 431	801	781 PASS. MOTOR VEHCLS, EX. BUS	1 188	2 957	1 662
897 GOLD, SILVERWARE, JEWEL NES	11	2 289	1 294	784 PARTS, TRACTORS, MOTOR VEH	195	558	311
899 MISC MANUFCTRD GOODS NES	23	389	215	813 LIGHTNG FXTURES ETC. NES	29	57	35
971 GOLD, NONMONTRY EXCL ORES		274	156	821 FURNITURE, CUSHIONS, ETC.	105	534	304
EXPORTS	77 560	100 068	56 490	845 OTHR. TEXTILE APPAREL, NES	28	116	65
022 MILK AND CREAM	709	128	73	846 CLOTHING ACCESSRS, FABRIC	71	424	241
054 VEGETABLES	252	194	112	848 CLOTHNG, NONTXLT; HEADGEAR	51	101	55
091 MARGARINE AND SHORTENING	7 789	1 089	613	872 MEDICAL INSTRUMENTS NES	50	293	167
098 EDIBLE PROD. PREPRNTS, NES	410	551	314	874 MEASURE, CONTRL INSTRMNT	25	740	415
266 SYNTHETIC FIBRES	697	236	135	882 PHOTO. CINEMATOGRPH. SUPPL	545	1 000	556
292 CRUDE VEG. MATERIALS, NES	41	90	49	884 OPTICAL GOODS NES	8	269	153
334 PETROLEUM PRODUCTS	298	81	46	885 WATCHES AND CLOCKS	36	4 121	2 332
421 FIXED VEG. FAT, OILS, SDFT	1 904	266	151	892 PRINTED MATTER	216	520	284
422 FIXED VEG. FAT, OILS, OTHER	868	127	72	893 ARTICLES, NES, OF PLASTICS	472	498	274
431 ANIMAL, VEG. FATS, DILS, NES	4 394	641	360	894 BABY CARRIAGE, TOYS, GAMES	66	242	138
512 ALCOHOL, PHENOL, ETC. DERIV	139	93	50	895 OFFICE, STATIONERY SUPPLS	133	411	226
513 CARBOXYLIC ACIDS, DERIVTS	2 154	640	356	897 GOLD, SILVERWARE, JEWEL NES	31	5 349	3 040
514 NITROGEN-FUNCT. COMPOUNDS	824	726	412	898 MUSICAL INSTRUMENTS, ETC.	26	91	51
515 ORGANO-INORGANIC COMPNDS	55	120	68	899 MISC MANUFCTRD GOODS NES	134	529	296
522 INORGANIC CHEM. ELEMENTS	1 150	300	170	971 GOLD, NONMONTRY EXCL ORES	301	301	174
523 METAL. SALTS, INORGAN. ACID	10 946	610	344	COMOROS			
531 SYNTH. COLOURS, LAKES, ETC.	1 686	6 753	3 838	IMPORTS	2 039	3 076	1 735
532 DYEING, TANNING MATERIALS	70	58	34	075 SPICES	2 020	3 024	1 704
533 PIGMENTS, PAINTS, ETC.	177	228	126	EXPORTS	6 351	2 308	1 304
541 MEDICINES, ETC. EXC. GRP542	44	295	165	011 BOVINE MEAT	4 531	615	351
542 MEDICAMENTS	257	1 626	915	022 MILK AND CREAM	800	232	136
551 ESSNTL. OIL, PERFUME, FLAVR	40	452	256	591 INSECTICIDES, ETC.	246	317	185

7 IMPORTS AND EXPORTS (SPECIAL TRADE) BY COUNTRIES OF PRODUCTION AND CONSUMPTION AND BY GROUPS OF THE SITC-REV. III 1988

GROUP DESCRIPTION	DT = 100 KG	1 000 DM	1 000 \$	GROUP DESCRIPTION	DT = 100 KG	1 000 DM	1 000 \$
652 COTTON FABRICS, WOVEN	25	61	33	731 METAL REMOVAL WORK TOOLS	732	1 387	792
723 CIVIL ENGINEERING EQUIPT	88	143	87	733 MACH-TOOLS, METAL-WORKING	309	819	440
781 PASS.MOTOR VEHCLS.EX.BUS	25	100	55	735 PARTS, NES, FOR MACH-TOOLS	22	278	157
782 GOODS, SPCL TRANSPORT VEH	380	524	277	737 METALWORKING MACHNRY NES	28	262	149
MAYOTTE				741 HEATING, COOLING EQUIP, PART			
IMPORTS		1		742 PUMPS FOR LIQUIDS, PARTS	561	1 829	1 024
EXPORTS	532	197	111	743 PUMPS NES, CENTRIFUGS ETC	322	3 059	1 710
011 BOVINE MEAT	486	87	49	744 MECHANICAL HANDLING EQUIP	486	1 595	907
728 OTH. MACH, PTS, SPCL INDUST	8	73	42	745 OTH. NONELEC MCH, TOOL, NES	3 130	11 184	6 351
ZAMBIA				746 BALL OR ROLLER BEARINGS	63	176	95
IMPORTS	62 160	34 025	19 184	747 TAPS, COCKS, VALVES, ETC.	320	531	293
034 FISH, FRESH, CHILLED, FROZEN	14	208	117	748 TRANSMISSIONS SHAFTS ETC	19	219	120
054 VEGETABLES	817	345	198	749 NON-ELECT MACH. PARTS, ETC	102	940	517
057 FRUIT, NUTS EXCL. OIL NUTS	5 899	1 108	650	751 OFFICE MACHINES	29	233	130
061 SUGARS, MOLASSES, HONEY	969	135	81	752 AUTOMATC. DATA PROC. EQUIP	5	125	71
071 COFFEE, COFFEE SUBSTITUTE	1 686	789	467	759 PARTS, FOR OFFICE MACHINS	10	111	63
121 TOBACCO, UNMANUFACTURED	601	275	160	763 SOUND RECORDER, PHONOGRPH	1	202	107
652 COTTON FABRICS, WOVEN	509	305	178	764 TELECOMM. EQUIP. PARTS NES	131	1 319	747
667 PEARLS, PRECIOUS STONES				771 ELECT POWER MACHNY. PARTS	42	227	126
682 COPPER	47 981	20 917	11 725	772 ELECTR DISTRIB. EQPT NES	2 627	1 913	1 075
686 ZINC	245	72	41	774 ELECTRO-MEDCL, XRAY EQUIP	13	324	189
689 MISC. NON-FERR. BASE METAL	1 518	3 829	2 183	775 DOM. ELEC, NON-ELEC. EQUIPT	60	486	272
743 PUMPS NES, CENTRIFUGS ETC	36	599	341	776 TRANSISTORS, VALVES, ETC.	1	79	46
841 MENS, BOYS CLOTHING, X-KNIT	1 287	3 045	1 684	778 ELECTRIC. MACH. APPART. NES	462	1 323	746
EXPORTS	114 119	122 214	68 756	781 PASS. MOTOR VEHCLS. EX. BUS	1 205	4 924	2 778
081 ANIMAL FEED STUFF	63	56	30	782 GOODS, SPCL TRANSPORT VEH	2 072	3 431	1 929
112 ALCOHOLIC BEVERAGES	519	110	63	783 ROAD MOTOR VEHICLES NES	293	491	260
232 SYNTHETIC RUBBER, ETC.	233	137	74	784 PARTS, TRACTORS, MOTOR VEH	1 111	3 759	2 142
266 SYNTHETIC FIBRES	2 562	912	526	785 CYCLES, MOTORCYCLES ETC.	518	495	281
292 CRUDE VEG. MATERIALS, NES	275	969	542	786 TRAILERS, SEMI-TRAILR, ETC	254	230	127
334 PETROLEUM PRODUCTS	814	228	127	800 CPL IND PLANT CHAP 90/94	8	211	114
335 RESIDUAL PETROL. PRODUCTS	4 779	738	421	813 LIGHTING FIXTURES ETC. NES	75	412	224
421 FIXED VEG. FAT, OILS, SOFT	16 668	1 300	705	821 FURNITURE, CUSHIONS, ETC.	36	159	91
514 NITROGEN-FUNCT. COMPOUNDS	351	419	239	846 CLOTHING ACCESSRS, FABRIC	13	88	50
515 ORGANO-INORGANIC COMPNDS	2 231	600	339	848 CLOTHING, NONTXLT; HEADGEAR	9	91	54
522 INORGANIC CHEM. ELEMENTS	2 514	272	156	851 FOOTWEAR	18	64	33
523 METAL. SALTS, INORGAN. ACID	1 980	346	199	872 MEDICAL INSTRUMENTS NES	110	433	241
531 SYNTH. COLOURS, LAKES, ETC.	219	729	426	873 METERS, COUNTERS, NES	23	114	65
532 DYEING, TANNING MATERIALS	200	52	31	874 MEASURE, CONTROL INSTRMNT	95	1 517	870
533 PIGMENTS, PAINTS, ETC.	415	177	97	882 PHOTO. CINEMATOGRPH. SUPPL	36	150	83
541 MEDICINES, ETC. EXC. GRP542	48	257	147	892 PRINTED MATTER	143	192	95
542 MEDICAMENTS	360	2 301	1 332	893 ARTICLES, NES, OF PLASTICS	389	383	211
571 POLYMERS OF ETHYLENE	3 616	1 045	582	895 OFFICE, STATIONERY SUPPLS	63	226	126
573 POLYMERS, VINYL CHLORIDE	566	149	87	899 MISC MANUFCTRD GOODS NES	47	330	189
574 POLYACETAL, POLYCARBONATE	335	81	50	941 COMPL IND PLANT CHAPT 99	371	1 893	1 014
575 OTH. PLASTIC, PRIMARY FORM	2 585	1 059	617	ZIMBABWE			
582 PLASTIC PLATE, SHEETS, ETC	251	188	106	IMPORTS	936 242	373 706	210 535
591 INSECTICIDES, ETC.	242	342	195	011 BOVINE MEAT	19 515	17 974	10 370
592 STARCHES, INULIN, ETC.	561	161	90	054 VEGETABLES	615	303	163
598 MISC. CHEMICAL PRDCTS. NES	5 826	2 286	1 296	057 FRUIT, NUTS EXCL. OIL NUTS	18 340	1 758	960
600 CPL IND PLANT CHAP 69-76	1 588	5 215	2 952	059 FRUIT, VEGETABLE JUICES	1 139	338	196
621 MATERIALS OF RUBBER	501	200	113	071 COFFEE, COFFEE SUBSTITUTE	30 052	14 527	8 405
625 RUBBER TYRES, TUBES, ETC.	153	100	55	074 TEA AND MATE	2 801	828	478
629 ARTICLES OF RUBBER, NES	415	578	330	90 121 TOBACCO, UNMANUFACTURED	52 470	30 260	17 255
641 PAPER AND PAPERBOARD	1 037	151	86	296 263 COTTON	104 613	30 865	17 499
642 PAPER, PAPERBOARD, CUT ETC	37	120	65	292 278 OTHER CRUDE MINERALS	116 362	7 999	4 572
651 TEXTILE YARN	38	208	119	288 NON-FERROUS WASTE, SCRAP	12 709	5 350	3 061
652 COTTON FABRICS, WOVEN	1 088	1 295	765	289 PREC. METAL DRES, CONCTRTS	1	2 686	1 507
653 FABRICS, MAN-MADE FIBRES	221	808	448	291 CRUDE ANIMAL MATERLS. NES	30	149	87
654 OTH. TEXTILE FABRIC, WOVEN	31	126	72	292 CRUDE VEG. MATERIALS, NES	127	128	74
655 KNIT. CROCHET. FABRIC NES	8	88	49	541 MEDICINES, ETC. EXC. GRP542	3	54	31
656 TULLE, LACE, EMBROIDRY. ETC	32	188	106	551 ESSNTL. OIL, PERFUME, FLAVR	226	91	53
657 SPECIAL YARN, TXTL. FABRIC	53	244	139	634 VENEERS, PLYWOOD, ETC.	463	77	41
662 CLAY, REFRACT. CONSTR. MATRL	2 257	364	211	651 TEXTILE YARN	12 927	5 757	3 288
663 MINERAL MANUFACTURES, NES	45	132	76	652 COTTON FABRICS, WOVEN	1 946	1 099	627
665 GLASSWARE	8	60	32	658 TEXTILE ARTICLES NES	526	667	366
673 FLAT-ROLLED IRON ETC.	10 180	995	582	667 PEARLS, PRECIOUS STONES			
674 FLAT-ROLLED PLATED IRON	9 165	1 029	575	671 PIG IRON, SPIEGELEISN, ETC	503 468	81 952	46 421
675 FLAT-ROLLED, ALLOY STEEL	543	64	38	678 WIRE OF IRON OR STEEL	10 508	675	383
676 IRON, STL. BAR, SHAPES ETC.	1 425	145	82	682 COPPER	15 586	6 486	3 669
677 RAILWAY TRACK IRON, STEEL	574	262	145	683 NICKEL	25 536	48 676	27 463
679 TUBES, PIPES, ETC. IRON, STL	903	685	392	687 TIN	1 320	1 620	929
691 METALLIC STRUCTURES NES	106	117	64	689 MISC. NON-FERR. BASE METAL	50	133	71
692 CONTAINERS, STORAGE, TRNSP	369	509	303	693 WIRE PRODUCTS EXCL. ELECT	2 624	172	94
693 WIRE PRODUCTS EXCL. ELECT	6 216	803	478	752 AUTOMATC. DATA PROC. EQUIP	3	208	117
694 NAILS, SCREWS, NUTS, ETC.	68	54	31	759 PARTS, FOR OFFICE MACHINS		75	43
695 TOOLS	290	1 746	1 009	841 MENS, BOYS CLOTHING, X-KNIT	345	1 076	615
699 MANUFACTS. BASE METAL, NES	759	613	343	842 WOMEN, GIRL CLOTHING, XKNIT	279	1 245	725
700 CPL IND PLANT (84/85/87)	3 095	21 398	11 862	843 MENS, BOYS CLOTHING, KNIT	315	683	384
713 INTRNL COMBUS PSTN ENGIN	174	809	456	844 WOMEN, GIRLS CLOTHING. KNIT	60	224	127
716 ROTATING ELECTRIC PLANT	528	1 542	843	845 OTHR. TEXTILE APPAREL, NES	147	480	273
718 OTH. POWR. GENRTNG. MACHNRY	6	58	33	874 MEASURE, CONTROL INSTRMNT	1	144	84
721 AGRIC. MACHINES, EX. TRACTR	421	660	363	971 GOLD, NONMONTRY EXCL DRES	40	105 506	58 140
722 TRACTORS	706	851	477	EXPORTS	350 922	181 612	103 041
723 CIVIL ENGINEERING EQUIPT	806	1 936	1 097	022 MILK AND CREAM	2 618	570	324
724 TEXTILE, LEATHER MACHINES	1 808	6 526	3 661	035 FISH, DRIED, SALTED, SMOKED	870	457	272
725 PAPER, PULP MILL MACHINES	40	79	47	054 VEGETABLES	228	477	276
726 PRINTING, BOOKBINDING MACHS	66	544	310	072 COCOA	150	109	65
727 FOOD-PROCESS. MCH. NON DOM	73	434	249	081 ANIMAL FEED STUFF	1 468	387	218
728 OTH. MACH, PTS, SPCL INDUST	446	1 332	750	112 ALCOHOLIC BEVERAGES	873	146	85
				232 SYNTHETIC RUBBER, ETC.	2 620	859	481
				266 SYNTHETIC FIBRES	2 327	668	374
				267 OTHER MAN-MADE FIBRES	372	215	125



7 IMPORTS AND EXPORTS (SPECIAL TRADE) BY COUNTRIES OF PRODUCTION AND CONSUMPTION AND BY GROUPS OF THE SITC-REV. III 1988

GROUP DESCRIPTION	DT = 100 KG	1 000 DM	1 000 \$	GROUP DESCRIPTION	DT = 100 KG	1 000 DM	1 000 \$
278 OTHER CRUDE MINERALS	5 669	130	72	782 GOODS, SPCL TRANSPORT VEH	8 323	17 494	9 952
291 CRUDE ANIMAL MATERLS.NES	47	106	56	783 ROAD MOTOR VEHICLES NES	2 905	6 232	3 537
292 CRUDE VEG.MATERIALS, NES	203	949	544	784 PARTS,TRACTORS,MOTOR VEH	2 941	9 884	5 630
334 PETROLEUM PRODUCTS	1 549	346	189	786 TRAILERS,SEMI-TRAILR,ETC	144	79	46
335 RESIDUAL PETROL.PRODUCTS	7 088	854	476	791 RAILWAY VEHICLES.EQUIPNT	26	168	95
431 ANIMAL,VEG.FATS,OILS,NES	249	85	49	813 LIGHTNG FIXTURES ETC.NES	198	185	104
511 HYDROCARBONS,NES,DERIVTS	5 547	693	379	851 FOOTWEAR	119	74	41
512 ALCOHOL,PHENOL,ETC.DERIV	2 355	541	309	871 OPTICAL INSTRUMENTS,NES	12	324	182
513 CARBOXYLIC ACIDS,DERIVTS	2 694	819	460	872 MEDICAL INSTRUMENTS NES	143	992	548
514 NITROGEN-FUNCT.COMPOUNDS	1 098	822	470	873 METERS,COUNTERS,NES	4	73	41
515 ORGANO-INORGANIC COMPNDS	1 258	3 577	2 025	874 MEASURE,CONTROL INSTRMNT	296	3 079	1 672
516 OTHER ORGANIC CHEMICALS	1 824	1 532	858	881 PHOTOGRAPH APPAR.ETC.NES	18	228	120
522 INORGANIC CHEM.ELEMENTS	12 352	1 812	1 008	882 PHOTO.CINEMATOGRPH.SUPPL	30	137	75
523 METAL.SALTS,INORGAN.ACID	15 585	1 950	1 114	884 OPTICAL GOODS NES	23	216	123
524 OTHER CHEMICAL COMPOUNDS	227	77	43	885 WATCHES AND CLOCKS	8	135	74
525 RADIO-ACTIVE MATERIALS		144	77	891 ARMS AND AMMUNITION	11	73	40
531 SYNTH.COLOURS,LAKES,ETC.	2 995	9 623	5 479	892 PRINTED MATTER	290	561	318
532 DYEING,TANNING MATERIALS	3 802	1 406	809	893 ARTICLES,NES.OF PLASTICS	162	277	161
533 PIGMENTS, PAINTS, ETC.	1 205	886	500	895 OFFICE,STATIONERY SUPPLS	95	269	150
541 MEDICINES,ETC.EXC.GRPS42	742	2 713	1 516	897 GOLD,SILVERWARE,JEWEL NES	1	4 412	2 504
542 MEDICAMENTS	710	3 144	1 850	898 MUSICAL INSTRUMENTS,ETC.	5	160	87
551 ESSNTL.OIL,PERFUME,FLAVR	34	99	54	899 MISC MANUFCTRD GOODS NES	103	468	268
554 SOAP,CLEANERS,POLISH,ETC	2 378	947	542				
562 FERTILIZER,EXCEPT GRP272	123 086	4 043	2 228	MALAWI			
571 POLYMERS OF ETHYLENE	22 418	5 346	3 046	IMPORTS	79 786	41 049	23 489
572 POLYMERS OF STYRENE	2 572	1 000	574				
573 POLYMERS,VINYL CHLORIDE	3 735	1 017	580	034 FISH,FRESH,CHILLED,FROZN	12	212	122
574 POLYACETAL,POLYCARBONATE	3 106	1 325	760	057 FRUIT,NUTS EXCL.DIL NUTS	863	82	42
575 OTH.PLASTIC,PRIMARY FORM	17 790	5 921	3 359	071 COFFEE,COFFEE SUBSTITUTE	13 195	6 439	3 759
582 PLASTIC PLATE,SHEETS,ETC	1 037	914	511	074 TEA AND MATE	3 554	939	533
591 INSECTICIDES, ETC.	710	2 021	1 126	121 TOBACCO,UNMANUFACTURED	51 382	31 759	18 118
592 STARCHES,INULIN,ETC.	269	70	40	222 OILSEED(SFY.FIX VEG.OIL)	9 136	826	471
597 PREPRD ADDITIVES,LIQUIDS	2 976	1 027	591	635 WOOD MANUFACTURES, NES	458	107	58
598 MISC.CHEMICAL PRODS.NES	6 080	2 739	1 550	652 COTTON FABRICS, WOVEN	254	238	143
621 MATERIALS OF RUBBER	218	281	153	667 PEARLS,PRECIOUS STONES	.	.	.
625 RUBBER TYRES,TUBES,ETC.	62	59	32	821 FURNITURE,CUSHIONS,ETC.	639	104	60
629 ARTICLES OF RUBBER, NES	65	349	191				
641 PAPER AND PAPERBOARD	3 446	1 869	1 081	EXPORTS	38 229	40 006	22 423
642 PAPER,PAPERBOARD,CUT ETC	134	275	157				
651 TEXTILE YARN	127	199	110	022 MILK AND CREAM	2 182	596	339
652 COTTON FABRICS, WOVEN	119	204	113	054 VEGETABLES	226	119	68
653 FABRICS,MAN-MADE FIBRES	673	1 332	786	335 RESIDUAL PETROL.PRODUCTS	4 367	534	302
654 OTH.TEXTILE FABRIC,WOVEN	67	163	91	511 HYDROCARBONS,NES,DERIVTS	550	62	36
655 KNIT.CROCHET.FABRIC NES	50	180	103	515 ORGANO-INORGANIC COMPNDS	36	63	36
656 TULLE,LACE,EMBROIDRY,ETC	13	80	46	522 INORGANIC CHEM.ELEMENTS	1 564	134	73
657 SPECIAL YARN,TXTL.FABRIC	396	1 267	714	523 METAL.SALTS,INORGAN.ACID	3 298	85	47
658 TEXTILE ARTICLES NES	104	206	120	531 SYNTH.COLOURS,LAKES,ETC.	198	849	483
662 CLAY,REFRCT.CONSTR.MATRL	1 538	429	236	533 PIGMENTS, PAINTS, ETC.	227	108	63
663 MINERAL MANUFACTURES,NES	714	335	192	541 MEDICINES,ETC.EXC.GRPS42	101	260	143
664 GLASS	1 182	180	98	542 MEDICAMENTS	55	355	203
665 GLASSWARE	84	170	98	571 POLYMERS OF ETHYLENE	3 182	697	354
673 FLAT-ROLLED IRON ETC.	20 993	1 649	958	573 POLYMERS,VINYL CHLORIDE	4 460	1 049	591
674 FLAT-ROLLED PLATED IRON	14 555	1 905	1 067	575 OTH.PLASTIC,PRIMARY FORM	674	187	107
675 FLAT-ROLLED, ALLOY STEEL	467	132	71	582 PLASTIC PLATE,SHEETS,ETC	76	69	38
676 IRON,STL.BAR,SHAPES ETC.	2 160	567	324	598 MISC.CHEMICAL PRODS.NES	366	303	170
679 TUBES,PIPES,ETC.IRON,STL	534	186	110	625 RUBBER TYRES,TUBES,ETC.	240	237	140
684 ALUMINIUM	1 376	746	426	629 ARTICLES OF RUBBER, NES	69	211	120
692 CONTAINERS, STORAGE,TRNSP	62	64	35	635 WOOD MANUFACTURES, NES	46	76	43
693 WIRE PRODUCTS EXCL.ELECT	44	96	56	641 PAPER AND PAPERBOARD	823	305	175
695 TOOLS	279	1 341	754	642 PAPER,PAPERBOARD,CUT ETC	258	215	124
699 MANUFACTS.BASE METAL,NES	1 724	1 233	695	655 KNIT.CROCHET.FABRIC NES	163	118	65
712 STEAM TURBINES	11	428	244	674 FLAT-ROLLED PLATED IRON	300	103	58
713 INTRNL COMBUS PSTN ENGIN	159	890	506	695 TOOLS	139	302	172
714 ENGINES,MOTORS NON-ELECT	2	71	40	699 MANUFACTS.BASE METAL,NES	51	91	52
716 ROTATING ELECTRIC PLANT	197	508	301	713 INTRNL COMBUS PSTN ENGIN	555	262	143
721 AGRIC.MACHINES,EX.TRACTR	137	237	131	716 ROTATING ELECTRIC PLANT	7	134	79
722 TRACTORS	456	480	275	718 OTH.PWRH.GENRTNG.MACHNRY	11	221	130
723 CIVIL ENGINEERING EQUIPT	3 064	4 750	2 685	721 AGRIC.MACHINES,EX.TRACTR	17	58	33
724 TEXTILE,LEATHER MACHINES	1 436	6 896	3 931	723 CIVIL ENGINEERING EQUIPT.	60	216	122
726 PAPER,PULP MILL MACHINES	61	211	119	724 TEXTILE,LEATHER MACHINES	188	815	454
726 PRINTNG,BOOKBINDNG MACHS	676	3 058	1 732	725 PAPER,PULP MILL MACHINES	14	121	69
727 FOOD-PROCESS.MCH.NON DOM	125	1 260	707	727 FOOD-PROCESS.MCH.NON DOM	104	632	350
728 OTH.MACH,PTS,SPCL INDUST	916	5 171	2 918	728 OTH.MACH,PTS,SPCL INDUST	381	920	515
731 METAL REMOVAL WORK TOOLS	98	211	123	731 METAL REMOVAL WORK TOOLS	50	149	79
733 MACH-TOOLS,METAL-WORKING	186	720	412	733 MACH-TOOLS,METAL-WORKING	119	451	265
735 PARTS,NES,FOR MACH-TOOLS	8	102	56	744 MECHANICAL HANDLNG EQUIP	234	229	130
737 METALWORKING MACHNRY NES	432	893	498	745 OTH.NONELEC MCH,TOOL,NES	40	494	285
741 HEATNG,COOLNG EQUIP,PART	.	.	.	749 NON-ELECT MACH,PARTS,ETC	8	53	30
742 PUMPS FOR LIQUIDS,PARTS	56	531	297	751 OFFICE MACHINES	11	120	68
743 PUMPS NES,CENTRIFUGS ETC	247	834	483	754 TELECOMM.EQUIP,PARTS NES	1	157	94
744 MECHANICAL HANDLNG EQUIP	316	970	549	771 ELECT POWER MACHNY.PARTS	2	127	77
745 OTH.NONELEC MCH,TOOL,NES	320	1 315	748	772 ELEC.SWITCH.RELAY.CIRCUT	17	132	76
746 BALL OR ROLLER BEARINGS	123	415	239	776 TRANSISTORS,VALVES,ETC.	4	50	30
747 TAPS,COCKS,VALVES,ETC.	78	201	108	778 ELECTRIC.MACH.APPART.NES	2	95	51
748 TRANSMISSIONS SHAFTS ETC	160	490	271	781 PASS.MOTOR VEHCLS.EX.BUS	1 958	7 648	4 266
749 NON-ELECT MACH,PARTS,ETC	33	529	304	782 GOODS,SPCL TRANSPORT VEH	973	1 630	897
751 OFFICE MACHINES	32	264	150	783 ROAD MOTOR VEHICLES NES	526	817	455
752 AUTOMATC.DATA PROC.EQUIP	89	3 130	1 843	784 PARTS,TRACTORS,MOTOR VEH	288	1 184	662
759 PARTS,FOR OFFICE MACHINS	17	480	269	786 TRAILERS,SEMI-TRAILR,ETC	234	171	91
761 TELEVISION RECEIVERS ETC	17	101	57	792 AIRCRAFT,ASSOCTD.EQUIPNT	66	9 500	5 414
764 TELECOMM.EQUIP,PARTS NES	95	5 975	3 456	845 OTH.TEXTILE APPAREL,NES	10	74	40
771 ELECT POWER MACHNY.PARTS	106	167	95	851 FOOTWEAR	16	67	38
772 ELEC.SWITCH.RELAY.CIRCUT	257	1 487	838	871 OPTICAL INSTRUMENTS,NES	2	53	31
773 ELECTR DISTRIBT.EQPT NES	3 645	1 663	907	872 MEDICAL INSTRUMENTS NES	63	456	258
774 ELECTRO-MEDCL,XRAY EQUIP	17	442	251	874 MEASURE,CONTROL INSTRMNT	8	449	246
775 DOM.ELEC,NON-ELEC.EQUIPT	59	145	78	882 PHOTO.CINEMATOGRPH.SUPPL	38	86	47
776 TRANSISTORS,VALVES,ETC.		170	93	893 ARTICLES,NES,OF PLASTICS	109	145	82
778 ELECTRIC.MACH.APPART.NES	244	1 605	911	895 OFFICE,STATIONERY SUPPLS	84	236	134
781 PASS.MOTOR VEHCLS.EX.BUS	1 759	6 077	3 443				



7 IMPORTS AND EXPORTS (SPECIAL TRADE) BY COUNTRIES OF PRODUCTION AND CONSUMPTION AND BY GROUPS OF THE SITC-REV. III 1988

GROUP DESCRIPTION	DT = 100 KG	1 000 DM	1 000 \$	GROUP DESCRIPTION	DT = 100 KG	1 000 DM	1 000 \$
REP S AFRICA				678 WIRE OF IRON OR STEEL	30 841	1 953	1 137
IMPORTS	57 138 639	3 024 883	1 726 551	679 TUBES,PIPES,ETC. IRON,STL	75 278	5 915	3 357
001 LIVE ANIMALS	20	94	54	681 SILVER,PLATINUM,ETC.	222	324 287	183 940
012 OTHER MEAT, MEAT OFFAL	7 260	6 290	3 452	682 COPPER	378 572	171 314	96 992
034 FISH,FRESH,CHILLED,FROZN	17 550	8 064	4 571	683 NICKEL	39 855	70 901	40 178
036 CRUSTACEANS,MOLLUSCS ETC	262	511	296	684 ALUMINIUM	53 384	19 922	11 253
044 MAIZE UNMILLED	303	61	34	685 LEAD	476	283	152
054 VEGETABLES	90 331	14 171	7 971	686 ZINC	3 816	770	435
056 VEGETABLES,PRPD,PRSD,NES	19 550	7 612	4 340	687 TIN	367	460	260
057 FRUIT,NUTS EXCL.OIL NUTS	1 210 044	172 320	98 821	689 MISC.NON-FERR.BASE METAL	32 214	12 512	7 090
058 FRUIT,PRESERVED,PREPARED	332 116	47 315	26 917	691 METALLIC STRUCTURES NES	3 133	693	391
059 FRUIT,VEGETABLE JUICES	70 639	14 917	8 412	693 WIRE PRODUCTS EXCL.ELECT	1 024	260	144
062 SUGAR CONFECTIONERY	610	171	97	694 NAILS,SCREWS,NUTS,ETC.	23 147	4 096	2 422
071 COFFEE,COFFEE SUBSTITUTE	585	241	132	695 TOOLS	255	2 058	1 168
081 ANIMAL FEED STUFF	3 427 022	103 585	59 247	697 HOUSEHOLD EQUIPMENT,NES	183	310	177
098 EDIBLE PROD.PREPRTNS,NES	1 094	188	105	699 MANUFACTS.BASE METAL,NES	28 468	4 629	2 624
112 ALCOHOLIC BEVERAGES	7 973	3 268	1 869	712 STEAM TURBINES	20	144	77
121 TOBACCO,UNMANUFACTURED	851	250	142	713 INTRNL COMBUS PSTN ENGIN	1 355	3 785	2 149
211 HIDES,SKINS(EX.FURS),RAW	9 530	7 775	4 402	714 ENGINES,MOTORS NON-ELECT	33	3 764	2 142
212 FURSKINS, RAW	445	11 923	6 644	716 ROTATING ELECTRIC PLANT	165	655	369
222 DILSEED(SFT.FIX VEG.OIL)	43 547	5 649	3 197	718 OTH.POWR.GENRTNG.MACHNRY	5	274	156
232 SYNTHETIC RUBBER, ETC.				721 AGRIC.MACHINES,EX.TRACTR	77	74	41
245 FUEL WOOD, WOOD CHARCOAL	112 156	6 706	3 773	723 CIVIL ENGINEERING EQUIPT	759	1 089	619
248 WOOD, SIMPLY WORKED	10 371	923	512	724 TEXTILE,LEATHER MACHINES	189	172	95
251 PULP AND WASTE PAPER	179 565	19 943	11 341	725 PAPER,PULP MILL MACHINES	1 198	325	176
263 COTTON	27 971	1 378	780	726 PRINTNG,BOOKBINDNG MACHS	34	173	102
266 SYNTHETIC FIBRES	2 279	741	417	727 FOOD-PROCESS.MCH.NON DOM	23	70	39
267 OTHER MAN-MADE FIBRES	2 812	158	90	728 OTH.MACH,PTS,SPCL INDUST	4 939	2 434	1 371
268 WOOL, OTHER ANIMAL HAIR	101 988	136 152	78 536	733 MACH-TOOLS,METAL-WORKING	138	78	46
272 FERTILIZERS, CRUDE	2 046 648	20 277	11 463	735 PARTS,NES,FOR MACH-TOOLS	16	102	58
273 STONE, SAND AND GRAVEL	309 227	10 671	6 002	737 METALWORKING MACHNRY NES	521	149	82
277 NATURAL ABRASIVES, NES	200	10 770	6 081	741 HEATNG,COOLNG EQUIP,PART	146	175	97
278 OTHER CRUDE MINERALS	2 635 038	100 229	56 877	742 PUMPS FOR LIQUIDS,PARTS	134	576	328
281 IRON ORE, CONCENTRATES	8 791 749	34 412	19 678	743 PUMPS NES,CENTRIFUGS ETC	2 261	5 780	3 191
282 FERROUS WASTE AND SCRAP	454	123	71	744 MECHANICAL HANDLING EQUIP	824	246	140
283 COPPER ORES,CONCENTRATES	1 990	1 791	1 012	745 OTH.NONELEC MCH,TOOL,NES	1 300	1 489	854
284 NICKEL ORES,CONCTR,MATTE	250	671	385	746 BALL OR ROLLER BEARINGS	43	139	78
287 ORE,CONCENTR.BASE METALS	5 088 233	85 813	48 491	747 TAPS,COCKS,VALVES,ETC.	881	675	387
288 NON-FERROUS WASTE,SCRAP	86 837	69 877	38 884	748 TRANSMISSIONS SHAFTS ETC	210	643	347
289 PREC.METAL ORES,CONCTR	64	9 530	5 380	749 NON-ELECT MACH.PARTS,ETC	103	973	578
291 CRUDE ANIMAL MATERLS,NES	1 369	1 124	649	752 AUTOMATC.DATA PROC.EQUIP	115	5 507	3 218
292 CRUDE VEG.MATERIALS, NES	51 433	19 144	10 890	753 PARTS,FOR OFFICE MACHINS	337	9 280	5 407
321 COAL,NOT AGGLOMERATED	27 423 080	178 507	101 345	754 TELECOMM.EQUIP.PARTS NES	39	1 827	1 038
335 RESIDUAL PETROL.PRODUCTS	62 504	17 588	9 911	771 ELECT POWER MACHNY,PARTS	472	843	487
411 ANIMAL OILS AND FATS	30 347	1 129	682	772 ELEC.SWITCH.RELAY.CIRCUIT	128	2 808	1 588
421 FIXED VEG.FAT,OILS, SOFT	3 476	425	252	773 ELECTR DISTRIBT.EQPT NES	384	1 034	601
422 FIXED VEG.FAT,OILS,OTHER	388	268	157	774 ELECTRO-MEDCL,XRAY EQUIP	16	592	332
431 ANIMAL,VEG.FATS,OILS,NES	16 691	516	305	776 TRANSISTORS,VALVES,ETC.	30	478	272
512 ALCOHOL,PHENOL,ETC.DERIV	3 498	9 734	5 553	778 ELECTRIC.MACH.APPART,NES	668	4 578	2 641
513 CARBOXYLIC ACIDS,DERIVTS	887	294	168	781 PASS.MOTOR VEHCLS,EX.BUS	334	546	304
515 ORGANO-INORGANIC COMPNDS	9 237	3 363	1 922	782 GOODS,SPCL TRANSPORT VEH	644	260	153
516 OTHER ORGANIC CHEMICALS	200	1 126	642	784 PARTS,TRACTORS,MOTOR VEH	13 884	21 669	12 472
522 INORGANIC CHEM.ELEMENTS	59 553	16 906	9 543	786 TRAILERS,SEMI-TRAILR,ETC	185	96	57
523 METAL,SALTS,INORGAN.ACID	8 358	2 138	1 216	791 RAILWAY VEHICLES.EQUIPNT	20	51	30
524 OTHER CHEMICAL COMPOUNDS	876	2 825	1 557	792 AIRCRAFT,ASSOCTD.EQUIPNT	20	636	356
525 RADIO-ACTIVE MATERIALS	3 330	31 515	17 840	821 FURNITURE,CUSHIONS,ETC.	26 219	11 277	6 291
532 DYEING,TANNING MATERIALS	3 655	568	326	831 TRUNK,SUIT-CASES,BAG,ETC	41	887	499
533 PIGMENTS, PAINTS, ETC.	180 413	5 168	2 966	841 MENS,BOYS CLOTHNG,X-KNIT	3 770	7 025	3 973
541 MEDICINES,ETC.EXC.GRP542	75	1 134	630	842 WOMEN,GIRL CLOTHNG,XKNIT	487	2 226	1 263
542 MEDICAMENTS	434	3 541	1 990	843 MENS,BOYS CLOTHNG,KNIT	2 987	8 087	4 577
551 ESSNTL.OIL,PERFUME,FLAVR	1 122	913	519	844 WOMEN,GIRLS CLOTHNG,KNIT	752	2 625	1 488
554 SOAP,CLEANERS,POLISH,ETC	523	172	99	845 OTHR.TEXTILE APPAREL,NES	343	1 732	990
562 FERTILIZER,EXCEPT GRP272	399 315	13 223	7 873	846 CLOTHING ACCESSRS,FABRIC	1 314	2 648	1 492
574 POLYACETAL,POLYCARBONATE	438	178	97	848 CLOTHING,NONXTL;HEADGEAR	29	340	191
575 OTH.PLASTIC,PRIMARY FORM	2 220	714	421	871 OPTICAL INSTRUMENTS,NES	14	80	45
579 PLASTIC WASTE, SCRAP ETC	166	98	58	872 MEDICAL INSTRUMENTS NES	2	145	82
581 PLASTIC TUBE,PIPE,HOSE	50	100	57	873 METERS,COUNTERS,NES	16	97	53
582 PLASTIC PLATE,SHEETS,ETC	109	78	45	874 MEASURE,CONTROL INSTRMNT	59	2 673	1 521
591 INSECTICIDES, ETC.	1 327	435	248	881 PHOTOGRAPH APPAR.ETC.NES	2	143	82
592 STARCHES,INULIN,ETC.	183	67	37	884 OPTICAL GOODS NES	15	89	48
597 PREPRD ADDITIVES,LIQUIDS	1 130	450	259	891 ARMS AND AMMUNITION	361	484	281
598 MISC.CHEMICAL PRODTS,NES	5 560	1 402	796	892 PRINTED MATTER	81	231	122
611 LEATHER	720	9 375	5 314	893 ARTICLES,NES,OF PLASTICS	880	621	350
612 MANUFACT. LEATHER ETC.NES	267	323	183	894 BABY CARRIAGE, TOYS,GAMES	383	593	329
613 FURSKINS,TANNED,DRESSED	32	166	94	895 OFFICE,STATIONERY SUPPLS	692	99	55
625 RUBBER TYRES,TUBES,ETC.	592	329	188	896 WORKS OF ART,ANTIQUE ETC	24	853	486
629 ARTICLES OF RUBBER, NES	37	183	94	897 GOLD,SILVERWARE,JEHL NES	47	585	326
634 VENEERS, PLYWOOD, ETC.	25 936	2 230	1 250	898 MUSICAL INSTRUMENTS,ETC.	229	597	348
635 WOOD MANUFACTURES, NES	16 186	5 611	1 104	899 MISC MANUFACTRD GOODS NES	1 172	2 764	1 571
641 PAPER AND PAPERBOARD	143 197	12 934	7 249	971 GOLD,NONMONTRY EXCL ORES	223	611 577	355 045
651 TEXTILE YARN	10 909	7 458	4 257	972	2	4 423	2 650
652 COTTON FABRICS, WOVEN	47	115	63	EXPORTS	5 931 767	5 867 632	3 331 290
653 FABRICS,MAN-MADE FIBRES	57	219	123	001 LIVE ANIMALS	917	1 762	998
654 OTH.TEXTILE FABRIC,WOVEN	242	607	347	011 BOVINE MEAT	19 369	2 800	1 553
657 SPECIAL YARN,TXTL.FABRIC				012 OTHER MEAT, MEAT OFFAL	32 993	5 632	3 206
658 TEXTILE ARTICLES NES	904	1 214	703	016 MEAT,ED.OFFL,DRY,SLT,SMK	1 937	726	413
659 FLOOR COVERINGS, ETC.	51	154	91	017 MEAT,OFFL,PRPD,PRSD,NES	3 487	1 420	798
661 LIME,CEMENT,CONSTR.MATRL	21 589	2 424	1 386	022 MILK AND CREAM	8 897	2 282	1 295
662 CLAY,REFRCT.CONSTR.MATRL	11 318	907	517	024 CHEESE AND CURD	3 697	1 245	724
663 MINERAL MANUFACTURES,NES	911	913	515	037 FISH ETC.PRPD,PRSD,NES	342	253	139
664 GLASS	3 046	1 208	700	047 OTHER CEREAL MEAL,FLOURS	2 391	130	73
667 PEARLS,PRECIOUS STONES				048 CEREAL PREPARATIONS	220 357	10 764	6 012
671 PIG IRON, SPIEGELEISN,ETC	2 505 567	274 289	155 770	054 VEGETABLES	3 671	1 672	983
673 FLAT-ROLLED IRON ETC.	256 607	20 543	11 711	056 VEGETABLES,PRPD,PRSD,NES	3 329	1 507	838
674 FLAT-ROLLED PLATED IRON	147 730	13 808	7 930	058 FRUIT,PRESERVED,PREPARED	999	232	126
675 FLAT-ROLLED, ALLOY STEEL	18 875	3 225	1 790	061 SUGARS,MOLASSES,HONEY	6 473	848	479
676 IRON,STL.BAR,SHAPES ETC.	321 860	26 694	15 118	062 SUGAR CONFECTIONERY	175	102	57

7 IMPORTS AND EXPORTS (SPECIAL TRADE) BY COUNTRIES OF PRODUCTION AND CONSUMPTION AND BY GROUPS OF THE SITC-REV. III 1988

GROUP DESCRIPTION	DT = 100 KG	1 000 DM	1 000 \$	GROUP DESCRIPTION	DT = 100 KG	1 000 DM	1 000 \$
071 COFFEE,COFFEE SUBSTITUTE	570	445	256	676 IRON,STL,BAR,SHAPES ETC.	33 972	10 523	5 963
072 COCOA	4 589	3 951	2 250	677 RAILWAY TRACK IRON,STEEL	428	193	109
073 CHOCOLATE,OTH.COCOA PREP	495	487	275	678 WIRE OF IRON OR STEEL	8 432	3 571	2 023
075 SPICES	2 398	764	425	679 TUBES,PIPES,ETC. IRON,STL	81 700	40 207	22 596
081 ANIMAL FEED STUFF	5 833	2 751	1 566	681 SILVER,PLATINUM,ETC.	165	2 089	1 174
091 MARGARINE AND SHORTENING	183	141	80	682 COPPER	33 718	29 910	16 761
098 EDIBLE PROD.PREPRTRS,NES	15 111	7 930	4 494	683 NICKEL	4 672	10 270	5 716
112 ALCDHOLIC BEVERAGES	2 478	1 412	801	684 ALUMINIUM	43 198	27 437	15 485
122 TOBACCO, MANUFACTURED	117	315	177	685 LEAD	395	153	86
232 SYNTHETIC RUBBER, ETC.	27 986	8 549	4 851	686 ZINC	21	70	39
245 FUEL WOOD, WOOD CHARCOAL	372	54	32	687 TIN	170	311	173
248 WOOD, SIMPLY WORKED	1 300	212	120	689 MISC.NON-FERR.BASE METAL	153	785	442
251 PULP AND WASTE PAPER	1 691	423	241	691 METALLIC STRUCTURES NES	11 170	23 553	13 802
263 COTTON	698	199	107	692 CONTAINERS, STORAGE, TRNSP	7 326	2 936	1 628
266 SYNTHETIC FIBRES	57 826	19 586	11 132	693 WIRE PRODUCTS EXCL.ELECT	16 454	10 314	5 876
267 OTHER MAN-MADE FIBRES	12 542	6 106	3 509	694 NAILS, SCREWS,NUTS,ETC.	17 848	16 955	9 614
268 WOOL, OTHER ANIMAL HAIR	67	60	34	695 TOOLS	10 624	37 728	21 327
269 WORN CLOTHING,TEXTL.ARTL	4 166	820	462	696 CUTLERY	2 263	10 531	5 907
272 FERTILIZERS, CRUDE	15 674	785	438	697 HOUSEHOLD EQUIPMENT,NES	1 699	2 661	1 495
273 STONE, SAND AND GRAVEL	61 471	1 507	850	699 MANUFACTS.BASE METAL,NES	42 905	66 042	37 716
274 SULPHUR,UNRSTD.IRON PYRS	2 736	703	394	700 CPL IND PLANT (84/85/87)	9 679	54 023	30 861
277 NATURAL ABRASIVES, NES	106	149	82	711 STEAM GENER. BOILERS,ETC.	6 745	22 181	13 065
278 OTHER CRUDE MINERALS	28 222	2 270	1 266	712 STEAM TURBINES	16 974	120 162	69 453
285 ALUMINIUM ORE,CONCTR.ETC	6 738	984	565	713 INTRNL COMBUS PSTN ENGIN	136 237	384 924	220 041
287 ORE,CONCENTR.BASE METALS	1 169	519	311	714 ELECTR.MOTORS NON-ELECT	128	12 843	7 413
288 NON-FERROUS WASTE, SCRAP	33 921	1 390	815	716 ROTATING ELECTRIC PLANT	15 737	34 255	19 258
291 CRUDE ANIMAL MATERLS.NES	6 587	6 196	3 522	718 OTH.POWR.GENRTRNG.MACHNRY	1 009	4 856	2 753
292 CRUDE VEG.MATERIALS, NES	14 551	14 925	8 622	721 AGRIC.MACHINES,EX.TRACTR	19 801	24 505	13 777
334 PETROLEUM PRODUCTS	79 081	9 150	5 180	722 TRACTORS	12 289	8 628	4 828
335 RESIDUAL PETROL.PRODUCTS	240 826	20 729	11 637	723 CIVIL ENGINEERING EQUIPT	58 589	91 315	51 460
411 ANIMAL OILS AND FATS	12 974	1 697	948	724 TEXTILE,LEATHER MACHINES	40 141	120 272	68 280
421 FIXED VEG.FAT,OILS, SOFT	59	148	86	725 PAPER,PULP MILL MACHINES	5 496	21 091	12 085
422 FIXED VEG.FAT,OILS,OTHER	24	154	86	726 PRINTNG,BOOKBINDNG MACHS	11 031	50 701	28 785
431 ANIMAL,VEG.FATS,OILS,NES	3 525	1 039	586	727 FDDC-PROCESS.MCH.NON DOM	7 521	33 248	18 789
511 HYDROCARBONS,NES,DERIVTS	61 113	9 068	5 096	728 OTH.MACH.PTS,SPCL INDUST	47 070	111 406	63 049
512 ALCDHOL,PHENOL,ETC.DERIV	105 571	19 887	11 293	731 METAL REMOVAL WORK TOOLS	15 178	23 489	13 389
513 CARBOXYLIC ACIDS,DERIVTS	53 213	15 741	8 964	733 MACH-TOOLS,METAL-WORKING	16 591	12 603	7 151
514 NITROGEN-FUNCT.COMPOUNDS	56 959	27 023	15 361	735 PARTS,NES,FOR MACH-TOOLS	1 969	12 659	7 205
515 ORGANO-INORGANIC COMPNDS	44 189	32 982	18 683	737 METALWORKING MACHNRY NES	7 341	14 192	8 018
516 OTH.ORGANIC CHEMICALS	65 098	11 560	6 608	741 HEATNG,COOLNG EQIP, PART	.	.	.
522 INORGANIC CHEM.ELEMENTS	231 905	35 221	20 040	742 PUMPS FOR LIQUIDS,PARTS	6 017	32 558	18 481
523 METAL.SALTS,INORGAN.ACID	166 368	21 267	12 057	743 PUMPS NES,CENTRIFUGS ETC	17 969	66 966	37 619
524 OTH.OTHER CHEMICAL COMPOUNDS	12 456	6 058	3 449	744 MECHANICAL HANDLING EQIP	20 327	33 861	19 217
525 RADIO-ACTIVE MATERIALS	20	242	137	745 OTH.NONELEC MCH,TOOL,NES	21 374	74 938	42 665
531 SYNTH.COLOURS,LAKES,ETC.	23 703	58 609	33 282	746 BALL DR ROLLER BEARINGS	15 682	40 484	22 998
532 DYEING,TANNING MATERIALS	8 622	2 541	1 445	747 TAPS,COCKS,VALVES,ETC.	6 474	38 211	21 599
533 PIGMENTS, PAINTS, ETC.	52 043	28 460	16 177	748 TRANSMISSIONS SHAFTS ETC	29 482	65 675	37 104
541 MEDICINES,ETC.EXC.GRPS42	3 145	32 254	18 392	749 NON-ELECT MACH.PARTS,ETC	3 956	27 458	15 479
542 MEDICAMENTS	4 428	44 772	25 444	751 OFFICE MACHINES	2 091	16 772	9 654
551 ESSNTL.OIL,PERFUME,FLAVR	4 875	11 250	6 355	752 AUTOMATC.DATA PROC.EQUIP	3 476	53 662	30 357
553 PERFUMERY, COSMETICS,ETC.	1 784	4 155	2 339	759 PARTS,FOR OFFICE MACHINS	1 222	35 619	20 090
554 SOAP,CLEANERS,POLISH,ETC	43 771	17 638	10 013	761 TELEVISION RECEIVERS ETC	364	895	507
562 FERTILIZER,EXCEPT GRP272	357 717	7 598	4 162	762 RADIO-BROADCAST RECEIVER	466	13 670	7 796
571 POLYMERS OF ETHYLENE	82 949	16 923	9 696	763 SOUND RECORDER,PHONOGRPH	116	3 214	1 844
572 POLYMERS OF STYRENE	49 266	16 562	9 333	764 TELECOMM.EQUIP.PARTS NES	7 715	183 165	104 427
573 POLYMERS,VINYL CHLORIDE	96 088	23 176	13 106	771 ELECT POWER MACHNY.PARTS	4 588	20 115	11 476
574 POLYACETAL,POLYCARBONATE	57 802	26 441	15 006	772 ELEC.SWITCH.RELAY.CIRCUIT	18 115	112 925	63 777
575 OTH.PLASTIC,PRIMARY FORM	253 236	98 922	56 177	773 ELECTR DISTRIBT.EQPT NES	9 342	20 596	11 621
581 PLASTIC TUBE,PIPE,HOSE	2 204	3 649	2 068	774 ELECTRO-MEDCL,XRAY EQUIP	1 933	38 785	22 044
582 PLASTIC PLATE,SHEETS,ETC	42 415	33 861	19 305	775 DGM.ELEC.NON-ELEC.EQUIP	28 269	34 205	19 345
583 MONOFILAMENT OF PLASTICS	1 404	1 988	1 118	776 TRANSISTORS,VALVES,ETC.	7 090	44 912	25 457
591 INSECTICIDES, ETC.	10 392	22 533	12 621	778 ELECTRIC.MACH.APART.NES	25 441	85 400	48 351
592 STARCHES,INULIN,ETC.	42 692	7 432	4 200	781 PASS.MOTOR VEHCLS.EX.BUS	3 536	16 597	9 422
593 EXPLOSIVES, PYROTECHNICS	167	353	196	782 GOODS,SPCL TRANSPORT VEH	5 130	5 469	3 165
597 PREPRD ADDITIVES,LIQUIDS	22 445	9 989	5 644	789 ROAD MOTOR VEHICLES NES	228	443	252
598 MISC.CHEMICAL PRDTS,NES	126 453	68 328	38 834	784 PARTS,TRACTORS,MOTOR VEH	739 876	1 707 178	969 003
600 CPL IND PLANT CHAP 69-76	9 070	15 570	8 815	785 CYCLES,MOTORCYCLES ETC.	312	962	535
611 LEATHER	3 691	7 391	4 185	786 TRAILERS,SEMI-TRAILR,ETC	4 790	3 412	1 937
612 MANUFACT. LEATHER ETC.NES	66	1 077	613	791 RAILWAY VEHICLES.EQUIPNT	312	2 424	1 362
613 FURSKINS,TANNED,DRESSED	21	1 086	624	792 AIRCRAFT,ASSOCTD.EQUIPNT	54	6 140	3 525
621 MATERIALS OF RUBBER	5 805	9 543	5 449	793 SHIP,BOAT,FLOAT,STRUCTRS	183	737	418
625 RUBBER TYRES,TUBES,ETC.	8 257	6 697	3 739	800 CPL IND PLANT CHAP 90/94	873	10 278	5 925
629 ARTICLES OF RUBBER, NES	12 003	24 178	13 771	811 PREFABRICATED BUILDINGS	187	403	215
633 CORK MANUFACTURES	733	3 084	1 758	812 PLUMBNG,SANITRY,EQPT.ETC	121	183	103
634 VENEERS, PLYWOOD, ETC.	7 787	1 719	972	813 LIGHTNG FIXTURES ETC.NES	4 016	7 968	4 486
635 WOOD MANUFACTURES, NES	1 326	1 108	629	821 FURNITURE,CUSHIONS,ETC.	10 420	12 219	6 868
641 PAPER AND PAPERBOARD	351 531	91 710	52 089	831 TRUNK,SUIT-CASES,BAG,ETC	115	455	243
642 PAPER,PAPERBOARD,CUT ETC	10 385	6 792	3 846	841 MENS,BOYS CLOTHNG,X-KNIT	40	589	328
651 TEXTILE YARN	36 046	31 105	17 575	842 WOMEN,GIRL CLOTHNG,XKNIT	189	4 700	2 681
652 COTTON FABRICS, WOVEN	599	1 872	1 039	843 MENS,BOYS CLOTHING,KNIT	3	96	55
653 FABRICS,MAN-MADE FIBRES	5 177	18 798	10 634	844 WOMEN,GIRLS CLOTHNG.KNIT	38	602	340
654 OTH.TEXTILE FABRIC,WOVEN	762	2 104	1 184	845 OTH.TEXTILE APPAREL,NES	46	1 093	612
655 KNIT.CROCHET.FABRIC NES	676	2 760	1 559	846 CLOTHING ACCESSRS,FABRIC	51	467	263
656 TULLE,LACE,EMBROIDRY.ETC	470	2 585	1 452	848 CLOTHNG,NQNTXTL;HEADGEAR	320	1 360	765
657 SPECIAL YARN,XTXL.FABRIC	9 423	24 902	14 119	851 FOOTWEAR	290	1 181	668
658 TEXTILE ARTICLES NES	888	1 597	925	871 OPTICAL INSTRUMENTS,NES	165	10 973	6 089
659 FLOOR COVERINGS, ETC.	1 164	1 787	1 019	872 MEDICAL INSTRUMENTS NES	2 547	30 891	17 470
661 LIME,CEMENT,CONSTR.MATRL	11 669	290	160	873 METERS,COUNTERS,NES	1 305	10 200	5 796
662 CLAY,REFRCT,CONSTR.MATRL	92 906	12 360	6 963	874 MEASURE,CONTROL INSTRMNT	5 589	95 174	54 072
663 MINERAL MANUFACTURES,NES	44 249	22 394	12 667	881 PHOTOGRAPH APPAR.ETC.NES	924	10 327	5 849
664 GLASS	25 186	10 129	5 733	882 PHOTO.CINEMATOGRPH.SUPPL	13 936	34 333	19 500
665 GLASSWARE	9 539	10 346	5 817	884 OPTICAL GOODS NES	129	8 840	5 018
666 POTTERY	911	1 388	782	885 WATCHES AND CLOCKS	846	8 341	4 715
667 PEARLS,PRECIOUS STONES	.	.	.	891 ARMS AND AMMUNITION	36	249	144
671 PIG IRON, SPIEGELEISN,ETC	3 822	1 207	691	892 PRINTED MATTER	5 598	10 548	5 969
672 INGOTS ETC.IRON DR STEEL	14 047	1 966	1 100	893 ARTICLES,NES,OF PLASTICS	12 397	18 887	10 682
673 FLAT-ROLLED IRON ETC.	84 954	10 329	5 818	894 BABY CARRIAGE,TOYS,GAMES	1 682	3 185	1 780
674 FLAT-ROLLED PLATED IRON	236 510	29 140	16 448	895 OFFICE,STATIONERY SUPPLS	4 591	11 696	6 638
675 FLAT-ROLLED, ALLOY STEEL	73 988	17 013	9 589	896 WORKS OF ART,ANTIQUE ETC	1	465	262

7 IMPORTS AND EXPORTS (SPECIAL TRADE) BY COUNTRIES OF PRODUCTION AND CONSUMPTION AND BY GROUPS OF THE SITC-REV. III 1988

GROUP DESCRIPTION	DT = 100 KG	1 000 DM	1 000 \$	GROUP DESCRIPTION	DT = 100 KG	1 000 DM	1 000 \$
897 GOLD, SILVERWARE, JEWEL NES	41	8 374	4 658	693 WIRE PRODUCTS EXCL. ELECT	418	66	40
898 MUSICAL INSTRUMENTS, ETC.	3 796	17 079	9 636	723 CIVIL ENGINEERING EQUIPT	158	88	50
899 MISC MANUFCTRD GOODS NES	3 790	11 001	6 224	728 OTH. MACH. PTS, SPCL INDUST	79	141	82
941 COMPL IND PLANT CHAPT 99	35	67	38	742 PUMPS FOR LIQUIDS, PARTS	16	74	41
971 GOLD, NONMONTRY EXCL ORES	99	61	744	744 MECHANICAL HANDLING EQUIP	303	387	216
972	4	10 692	6 274	784 TELECOMM. EQUIP. PARTS NES	15	462	267
				781 PASS. MOTOR VEHCLS. EX. BUS	33	150	83
				782 GOODS, SPCL TRANSPORT VEH	92	75	42
				792 AIRCRAFT, ASSOCTD. EQUIPNT	9	286	166
				874 MEASURE, CONTROL INSTRMNT	9	146	78
				899 MISC MANUFCTRD GOODS NES	1 949	666	381
<b>BOTSWANA</b>							
<b>IMPORTS</b>							
011 BOVINE MEAT	28 023	17 393	9 631	USA			
211 HIDES, SKINS (EX. FURS), RAW	864	450	265	<b>IMPORTS</b>			
222 OILSEED (SFT. FIX VEG. OIL)	693	81	48	94 054 786	29 095 178	16 566 446	
268 NON-FERROUS WASTE, SCRAP	206	71	38	001 LIVE ANIMALS	1 673	5 591	3 178
421 FIXED VEG. FAT, OILS, SOFT	14 398	1 299	740	011 BOVINE MEAT	8 335	9 562	5 464
652 COTTON FABRICS, HDVEN	264	184	107	012 OTHER MEAT, MEAT OFFAL	12 925	3 580	2 048
682 COPPER	51 616	18 528	10 529	017 MEAT, OFFL. PRPD, PRSVD, NES	20 033	5 162	2 959
842 WOMEN, GIRL CLOTHNG, XKNIT	51	92	48	022 MILK AND CREAM	12 287	3 326	1 844
<b>EXPORTS</b>							
532 DYEING, TANNING MATERIALS	132	59	32	024 CHEESE AND CURD	207	239	136
541 MEDICINES, ETC. EXC. GRPS42	41	84	48	025 EGGS, BIRDS, VOLKS, ALBUMIN	1 236	1 924	1 106
542 MEDICAMENTS	89	752	416	034 FISH, FRESH, CHILLED, FROZN	27 529	18 776	10 727
597 PREPRD ADDITIVES, LIQUIDS	162	63	35	035 FISH, DRIED, SALTED, SMOKED	87	301	168
598 MISC. CHEMICAL PRDCTS, NES	696	137	77	036 CRUSTACEANS, MOLLUSCS ETC	4 467	3 486	1 981
625 RUBBER TYRES, TUBES, ETC.	1 071	820	486	037 FISH ETC. PREPD, PRSVD, NES	1 341	3 678	2 104
653 FABRICS, MAN-MADE FIBRES	44	171	95	041 WHEAT, MESLIN, UNMILLED	78 642	4 589	2 518
679 TUBES, PIPES, ETC. IRON, STL	23 745	3 377	1 978	042 RICE	587 082	43 692	25 173
695 TOOLS	18	65	34	044 MAIZE UNMILLED	565 502	14 320	8 166
711 STEAM GENER. BOILERS, ETC.	31	114	66	045 OTHER CEREALS, UNMILLED	74 401	4 086	2 331
714 ENGINES, MOTORS NON-ELECT	4	894	528	047 OTHER CEREAL MEAL, FLOURS	11 395	1 170	663
723 CIVIL ENGINEERING EQUIPT	18	159	88	048 CEREAL PREPARATIONS	30 240	3 473	1 975
724 TEXTILE, LEATHER MACHINES	160	353	196	056 VEGETABLES, PRPD, PRSVD, NES	119 516	15 746	9 079
731 METAL REMOVAL WORK TOOLS	100	189	109	057 FRUIT, NUTS EXCL. OIL NES	131 077	30 170	17 117
741 HEATING, COOLNG EQUIP, PART	*	*	*	058 FRUIT, PRESERVED, PREPARED	44 279	12 524	7 098
744 MECHANICAL HANDLING EQUIP	42	61	37	059 FRUIT, VEGETABLE JUICES	70 001	21 875	12 365
745 OTH. NONELEC MCH, TOOL, NES	272	1 433	839	061 SUGARS, MOLASSES, HONEY	563 201	15 087	8 471
747 TAPS, COCKS, VALVES, ETC.	178	417	223	062 SUGAR CONFECTIONERY	1 732	940	540
763 SOUND RECORDER, PHONOGRPH	5	98	54	071 COFFEE, COFFEE SUBSTITUTE	626	667	388
764 TELECOMM. EQUIP. PARTS NES	11	608	352	072 COCOA	2 984	459	261
778 ELECTRIC. MACH. APPART. NES	207	117	67	073 CHOCOLATE, OTH. COCOA PREP	1 945	700	397
781 PASS. MOTOR VEHCLS. EX. BUS	73	211	119	074 TEA AND MATE	*	*	*
784 PARTS, TRACTORS, MOTOR VEH	28	82	46	075 SPICES	1 792	1 359	770
792 AIRCRAFT, ASSOCTD. EQUIPNT	83	83	47	081 ANIMAL FEED STUFF	20 398 209	607 957	348 800
848 CLOTHNG, NONTXL; HEADGEAR	61	141	82	091 MARGARINE AND SHORTENING	181	53	30
872 MEDICAL INSTRUMENTS NES	117	331	185	098 EDIBLE PROD. PREPRTRS, NES	12 601	8 188	4 678
874 MEASURE, CONTROL INSTRMNT	29	1 233	727	111 NON-ALCOHOL. BEVERAGE, NES	105	74	42
891 ARMS AND AMMUNITION	45	220	129	112 ALCOHOLIC BEVERAGES	49 503	26 609	15 143
892 PRINTED MATTER	79	89	52	121 TOBACCO, UNMANUFACTURED	303 189	364 623	207 253
<b>SWAZILAND</b>							
<b>IMPORTS</b>							
057 FRUIT, NUTS EXCL. OIL NUTS	48 935	4 532	2 513	122 TOBACCO, MANUFACTURED	100 696	36 209	20 565
058 FRUIT, PRESERVED, PREPARED	10 658	1 653	940	211 HIDES, SKINS (EX. FURS), RAW	12 892	5 125	2 915
059 FRUIT, VEGETABLE JUICES	1 420	399	225	212 FURSKINS, RAW	3 239	53 520	31 412
251 PULP AND WASTE PAPER	4 234	490	275	222 OILSEED (SFT. FIX VEG. OIL)	19 995 665	925 664	539 558
278 OTHER CRUDE MINERALS	1 080	163	92	223 OILSEED (OTH. FIX. VEG. OIL)	18 893	1 322	765
635 WOOD MANUFACTURES, NES	367	113	61	231 NATURAL RUBBER, ETC.	2 220	469	257
821 FURNITURE, CUSHIONS, ETC.	2 249	650	364	232 SYNTHETIC RUBBER, ETC.	386 598	167 742	95 422
844 WOMEN, GIRLS CLOTHNG. KNIT	60	177	99	245 FUEL WOOD, WOOD CHARCOAL	4 077	219	127
<b>EXPORTS</b>							
061 SUGARS, MOLASSES, HONEY	5 375	314	179	246 WOOD IN CHIPS, PARTICLES	11 084	595	318
335 RESIDUAL PETROL. PRODUCTS	2 660	270	149	247 WOOD ROUGH, ROUGH SQUARED	1 101 016	97 256	56 113
522 INORGANIC CHEM. ELEMENTS	2 093	251	141	248 WOOD, SIMPLY WORKED	1 034 600	149 853	85 038
541 MEDICINES, ETC. EXC. GRPS42	1 127	2 943	1 681	251 PULP AND WASTE PAPER	6 137 207	736 931	418 147
542 MEDICAMENTS	43	68	39	261 SILK	166	257	146
724 TEXTILE, LEATHER MACHINES	941	2 955	1 675	263 COTTON	449 248	114 037	66 371
725 PAPER, PULP MILL MACHINES	719	193	111	266 SYNTHETIC FIBRES	34 937	37 906	21 279
728 OTH. MACH. PTS, SPCL INDUST	219	535	297	267 OTHER MAN-MADE FIBRES	59 087	25 199	14 251
748 TRANSMISSIONS SHAFTS ETC	345	731	415	268 WDDL, OTHER ANIMAL HAIR	3 262	3 691	2 118
781 PASS. MOTOR VEHCLS. EX. BUS	25	67	33	269 WORN CLOTHING, TEXTL. ARTL	7 164	1 640	924
874 MEASURE, CONTROL INSTRMNT	1	85	48	272 FERTILIZERS, CRUDE	4 961 088	37 300	21 190
898 MUSICAL INSTRUMENTS, ETC.	10	132	72	273 STONE, SAND AND GRAVEL	23 224	6 780	3 817
<b>LESOTHO</b>							
<b>IMPORTS</b>							
056 VEGETABLES, PRPD, PRSVD, NES	2 295	891	521	274 SULPHUR, UNRSTD. IRON PYRS	232 609	6 509	3 718
651 TEXTILE YARN	18	62	36	277 NATURAL ABRASIVES, NES	11 408	45 632	25 895
658 TEXTILE ARTICLES NES	11	75	41	278 OTHER CRUDE MINERALS	2 821 438	95 154	54 112
841 MENS, BOYS CLOTHNG, X-KNIT	176	741	429	281 IRON ORE, CONCENTRATES	253 007	895	493
843 MENS, BOYS CLOTHING, KNIT	67	341	186	282 FERROUS WASTE AND SCRAP	161 652	22 072	12 489
844 WOMEN, GIRLS CLOTHING, KNIT	47	92	55	283 COPPER ORES, CONCENTRATES	1 402 162	147 773	84 283
845 OTHR. TEXTILE APPAREL, NES	123	433	248	284 NICKEL ORES, CONCTR, MATTE	248	280	157
899 MISC MANUFCTRD GOODS NES	1 858	1 706	957	285 ALUMINIUM ORE, CONCTR. ETC	25 660	5 045	2 864
<b>EXPORTS</b>							
011 BOVINE MEAT	1 641	250	149	287 ORE, CONCENTR. BASE METALS	197 652	55 324	31 425
012 OTHER MEAT, MEAT OFFAL	1 088	88	53	288 NON-FERROUS WASTE, SCRAP	448 265	146 229	82 416
037 FISH ETC. PREPD, PRSVD, NES	1 230	541	286	289 PREC. METAL ORES, CONCTRSTS	14 133	146 385	83 150
335 RESIDUAL PETROL. PRODUCTS	2 660	255	136	291 CRUDE ANIMAL MATERLS, NES	261 536	54 011	30 585
				292 CRUDE VEG. MATERIALS, NES	97 918	71 433	40 693
				321 COAL, NOT AGGLOMERATED	2 656 241	28 004	15 915
				325 COKE, SEMI-COKE, RET. CARBN	713 809	10 240	5 889
				334 PETROLEUM PRODUCTS	977 068	72 629	41 920
				344 PETROLEUM PETROL. PRODUCTS	11 781 865	175 726	99 659
				411 ANIMAL OILS AND FATS	1 969	80	45
				421 FIXED VEG. FAT, OILS, SOFT	209 839	16 157	9 207
				422 FIXED VEG. FAT, OILS, OTHER	227 364	26 324	14 876
				431 ANIMAL, VEG. FATS, OILS, NES	14 725	5 631	3 206
				511 HYDROCARBONS, NES, DERIVTS	156 752	10 937	6 174
				512 ALCOHOL, PHENOL, ETC. DERIV	948 486	94 785	53 885
				513 CARBOXYLIC ACIDS, DERIVTS	402 155	63 865	36 193
				514 NITROGEN-FUNCT. COMPOUNDS	629 493	147 072	83 734
				515 ORGANIC-INORGANIC COMPNDS	290 572	148 469	84 237
				516 OTHER ORGANIC CHEMICALS	104 397	240 260	136 889
					172 262	74 342	42 157

## 7 IMPORTS AND EXPORTS (SPECIAL TRADE) BY COUNTRIES OF PRODUCTION AND CONSUMPTION AND BY GROUPS OF THE SITC-REV. III 1988

GROUP DESCRIPTION	DT = 100 KG	1 000 DM	1 000 \$	GROUP DESCRIPTION	DT = 100 KG	1 000 DM	1 000 \$
522 INORGANIC CHEM.ELEMENTS	246 184	81 168	46 026	744 MECHANICAL HANDLNG EQUIP	28 565	39 634	22 492
523 METAL.SALTS,INORGAN.ACID	915 699	84 398	47 959	745 OTH.NONELEC MCH,TOOL,NES	26 724	160 095	90 977
524 OTHER CHEMICAL COMPOUNDS	9 926	20 618	11 753	746 BALL OR ROLLER BEARINGS	23 795	71 399	40 651
525 RADIO-ACTIVE MATERIALS	13 237	299 846	171 923	747 TAPS,COCKS,VALVES,ETC.	19 003	125 151	71 178
531 SYNTH.COLOURS,LAKES,ETC.	9 429	23 532	13 458	748 TRANSMISSIONS SHAFTS ETC	35 233	87 109	49 571
532 DYEING,TANNING MATERIALS	599	546	307	749 NON-ELECT MACH.PARTS,ETC	9 724	42 676	24 183
533 PIGMENTS,PAINTS,ETC.	115 906	83 534	47 365	751 OFFICE MACHINES	19 368	164 826	93 285
541 MEDICINES,ETC.EXC.GRP542	22 362	300 814	170 751	752 AUTOMATC.DATA PROC.EQUIP	112 281	2 722 381	1 547 413
542 MEDICAMENTS	3 596	66 440	37 694	759 PARTS,FOR OFFICE MACHINS	63 629	1 621 657	921 765
551 ESSNTL.OIL,PERFUME,FLAVR	13 758	22 250	12 669	761 TELEVISION RECEIVERS ETC	2 956	9 482	5 396
553 PERFUMERY,COSMETICS,ETC.	10 796	21 062	11 866	762 RADIO-BROADCAST RECEIVER	752	8 796	4 963
554 SOAP,CLEANERS,POLISH,ETC	64 154	31 343	17 806	763 SOUND RECORDER,PHONOGRPH	1 082	18 418	10 465
562 FERTILIZER,EXCEPT GRP272	1 198 248	43 522	25 731	764 TELECOMM.EQUIP.PARTS NES	27 153	442 406	253 078
571 POLYMERS OF ETHYLENE	283 818	92 426	52 605	771 ELECT POWER MACHNY.PARTS	11 564	121 099	68 910
572 POLYMERS OF STYRENE	66 076	25 599	14 604	772 ELEC.SWITCH.RELAY.CIRCUIT	24 866	447 579	254 594
573 POLYMERS,VINYL CHLORIDE	30 293	43 146	24 506	773 ELECTR.DISTRIB.EQPT NES	34 824	139 692	79 398
574 POLYACETAL,POLYCARBONATE	242 584	129 065	73 708	774 ELECTRO-MEDCL.XRAY EQUIP	6 182	163 940	93 344
575 OTH.PLASTIC,PRIMARY FORM	513 429	308 010	174 531	775 DOM.ELEC.NON-ELEC.EQUIPT	16 917	39 991	22 660
579 PLASTIC WASTE,SCRAP ETC	1 548	18 897	519	776 TRANSISTORS,VALVES,ETC.	10 168	853 287	484 500
581 PLASTIC TUBE,PIPE,HOSE	4 877	18 836	10 701	778 ELECTRIC.MACH.APPLT.NES	89 969	580 436	330 322
582 PLASTIC PLATE,SHEETS,ETC	139 061	186 367	105 822	781 PASS.MOTOR VEHCLS.EX.BUS	246 752	318 681	179 757
583 MONOFILAMENT OF PLASTICS	2 058	4 401	2 568	782 GOODS,SPCL TRANSPORT VEH	12 197	9 665	5 463
591 INSECTICIDES,ETC.	17 301	23 473	13 552	783 ROAD MOTOR VEHICLES NES	953	449	260
592 STARCHES,INULIN,ETC.	47 738	53 725	30 410	784 PARTS,TRACTORS,MOTOR VEH	84 047	170 856	97 252
593 EXPLOSIVES,PYROTECHNICS	327	2 648	1 484	785 CYCLES,MOTORCYCLES ETC.	23 036	53 869	30 947
597 PREPRD ADDITIVES,LIQUIDS	85 197	35 224	19 955	786 TRAILERS,SEMI-TRAILR,ETC	139 856	15 439	8 734
598 MISC.CHEMICAL PRODTS.NES	414 346	436 116	247 306	791 RAILWAY VEHICLES.EQUIPNT	2 020	3 913	2 345
611 LEATHER	17 020	60 874	34 557	792 AIRCRAFT,ASSOCTD.EQUIPNT	48 453	1 816 889	1 043 022
612 MANUFACT.LEATHER ETC.NES	1 065	3 050	1 718	793 SHIP,BOAT,FLDAT.STRUCTRS	24 409	55 182	31 271
613 FURSKINS,TANNED,DRESSED	117	5 862	3 350	811 PREFABRICATED BUILDINGS	3 046	1 674	831
621 MATERIALS OF RUBBER	37 560	47 673	27 146	812 PLUMBNG,SANITRY,EQPT.ETC	9 090	2 849	1 615
625 RUBBER TYRES,TUBES,ETC.	79 083	55 463	31 454	813 LIGHTNG FIXTURES ETC.NES	3 991	20 946	11 862
629 ARTICLES OF RUBBER, NES	11 872	52 107	29 507	821 FURNITURE,CUSHIONS,ETC.	30 842	72 092	40 899
639 CORK MANUFACTURES	155	317	179	831 TRUNK,SUIT-CASES,BAG,ETC	2 132	7 636	4 337
634 VENEERS,PLYWOOD,ETC.	684 235	139 876	80 028	841 MENS,BOYS CLOTHNG,X-KNIT	2 038	7 017	4 009
635 WOOD MANUFACTURES, NES	10 126	4 416	2 465	842 WOMEN,GIRL CLOTHNG,XKNIT	751	6 532	3 665
641 PAPER AND PAPERBOARD	1 318 426	171 403	97 215	843 MENS,BOYS CLOTHING,KNIT	481	2 078	1 168
642 PAPER,PAPERBOARD,CUT ETC	45 235	41 511	23 615	844 WOMEN,GIRLS CLOTHNG,KNIT	281	2 786	1 563
651 TEXTILE YARN	163 164	178 509	101 766	845 OTHR.TEXTILE APPAREL,NES	4 544	19 932	11 402
652 COTTON FABRICS,WOVEN	10 884	16 342	9 306	846 CLOTHING ACCESSRS,FABRIC	7 245	25 107	14 429
653 FABRICS,MAN-MADE FBRES	6 555	25 532	14 522	848 CLOTHNG,NONTXTL;HEADGEAR	10 598	22 418	12 709
654 OTH.TEXTILE FABRIC,WOVEN	2 720	6 429	3 624	851 FOOTWEAR	5 765	22 553	12 763
655 KNIT.CROCHET.FABRIC NES	2 443	7 122	4 015	871 OPTICAL INSTRUMENTS,NES	2 309	81 818	46 645
656 TULLE,LACE,EMBROIDRY,ETC	1 811	9 409	5 331	872 MEDICAL INSTRUMENTS NES	20 380	280 953	159 545
657 SPECIAL YARN,TXTL.FABRIC	44 918	104 914	59 793	873 METERS,COUNTERS,NES	1 363	17 020	9 656
658 TEXTILE ARTICLES NES	5 016	11 822	6 689	874 MEASURE,CONTROL INSTRMNT	38 828	1 149 045	653 908
659 FLOOR COVERINGS,ETC.	13 186	12 017	6 694	881 PHOTOGRAPH APPAR.ETC.NES	16 300	169 598	96 319
661 LIME,CEMENT,CONSTR.MATRL	4 493	564	315	882 PHOTO.CINEMATOGRPH.SUPPL	108 050	471 494	267 196
662 CLAY,REFRCT.CONSTR.MATRL	9 605	6 853	3 763	883 CINE.FILM EXPOSD.DEVELOPD	401	8 202	4 637
663 MINERAL MANUFACTURES,NES	57 877	102 560	58 243	884 OPTICAL GOODS NES	2 043	82 639	47 078
664 GLASS	61 170	34 707	885 WATCHES AND CLOCKS	940	8 867	5 052	2 858
665 GLASSWARE	7 473	17 868	10 190	891 ARMS AND AMMUNITION	7 805	25 636	14 558
666 POTTERY	847	2 058	1 161	892 PRINTED MATTER	70 472	135 209	76 879
667 PEARLS,PRECIOUS STONES	.	.	.	893 ARTICLES,NES,OF PLASTICS	88 928	188 075	106 809
671 PIG IRON,SPIEGELEISN,ETC	69 213	11 718	6 697	894 BABY CARRIAGE,TOYS,GAMES	56 040	141 174	80 415
672 INGOTS ETC.IRON OR STEEL	492	344	204	895 OFFICE,STATIONERY SUPPLS	9 219	36 883	20 890
673 FLAT-ROLLED IRON ETC.	3 449	1 031	598	896 WORKS OF ART,ANTIQUE ETC	1 682	96 243	54 812
674 FLAT-ROLLED PLATED IRON	10 793	2 949	1 678	897 GOLD,SILVERWARE,JEWEL NES	396	26 898	15 330
675 FLAT-ROLLED,ALLOY STEEL	9 446	11 008	6 240	898 MUSICAL INSTRUMENTS,ETC.	68 223	505 963	287 102
676 IRON,STL.BAR,SHAPES ETC.	23 163	14 748	8 391	899 MISC MANUFCTRD GOODS NES	6 544	158 015	89 697
678 WIRE OF IRON OR STEEL	4 480	2 702	1 535	961 COIN NONGOLD NONCURRENT	260	17 152	9 835
679 TUBES,PIPES,ETC.IRON,STL	8 228	22 443	12 767	971 GOLD,NONMONTRY EXCL ORES	.	.	.
681 SILVER,PLATINUM,ETC.	333	54 354	30 986	972	17	47 460	27 347
682 COPPER	54 563	66 993	38 099	EXPORTS	53 769 208	45 678 054	26 016 568
689 NICKEL	10 787	35 740	20 376	001 LIVE ANIMALS	1 582	7 213	4 141
684 ALUMINIUM	82 351	52 356	29 457	011 BOVINE MEAT	65	86	51
685 LEAD	25 643	7 247	4 066	016 MEAT,ED.OFFL,DRY,SLT,SMK	461	646	365
686 ZINC	1 116	1 322	786	017 MEAT,OFFL.PRPD,PRSD,NES	2 771	1 746	998
687 TIN	82 115	72 939	41 315	022 MILK AND CREAM	1 854	569	326
689 MISC.NON-FERR.BASE METAL	6 487	6 585	3 727	023 BUTTER,OTHER FAT OF MILK	72	57	31
691 METALLIC STRUCTURES NES	5 946	8 840	5 029	024 CHEESE AND CURD	13 605	10 090	5 638
692 CONTAINERS,STORAGE,TRNSP	3 362	6 639	3 747	034 FISH,FRESH,CHILLED,FROZN	35	228	131
693 WIRE PRODUCTS EXCL.ELECT	18 787	59 238	33 545	037 FISH ETC.PRPD,PRSD,NES	3 427	5 195	2 915
694 NAILS,SCREWS,NUTS,ETC.	16 031	107 807	61 272	047 OTHER CEREAL MEAL,FLOURS	1 990	340	193
695 TOOLS	3 985	20 658	11 754	048 CEREAL PREPARATIONS	99 678	36 822	20 709
696 CUTLERY	7 232	9 477	5 397	054 VEGETABLES	39 291	41 298	24 459
697 HOUSEHOLD EQUIPMENT,NES	77 398	185 912	105 625	056 VEGETABLES,PRPD,PRSD,NES	14 616	6 880	3 898
699 MANUFACTS.BASE METAL,NES	360	1 270	724	057 FRUIT,NUTS EXCL.OIL NUTS	2 979	2 248	1 275
711 STEAM GENER. BOILERS,ETC.	1 154	8 264	4 668	058 FRUIT,PRESERVED,PREPARED	46 117	12 858	7 318
712 STEAM TURBINES	107 313	232 065	132 599	059 FRUIT,VEGETABLE JUICES	384 360	88 543	50 044
714 ENGINES,MOTORS NON-ELECT	9 277	802 637	455 641	061 SUGARS,MOLASSES,HONEY	23 560	2 128	1 198
716 ROTATING ELECTRIC PLANT	32 646	119 571	68 232	062 SUGAR CONFECTIONERY	114 864	38 440	21 716
718 OTH.POWR.GENRTNG.MACHNRY	6 988	63 483	35 846	071 COFFEE,COFFEE SUBSTITUTE	429 458	266 091	152 242
721 AGRIC.MACHINES,EX.TRACTR	47 121	59 596	34 111	072 COCOA	52 340	15 842	8 981
722 TRACTORS	18 021	20 577	11 607	073 CHOCOLATE,DATE.COCOA PREP	24 009	19 981	11 146
723 CIVIL ENGINEERING EQUIPT	97 789	108 967	61 724	074 TEA AND MTE	.	.	.
724 TEXTILE,LEATHER MACHINES	10 950	46 607	26 472	075 SPICES	1 691	1 511	860
725 PAPER,PULP MILL MACHINES	8 272	39 786	22 523	081 ANIMAL FEED STUFF	58 300	61 751	34 919
726 PRINTNG,BOOKBINDNG MACHS	13 736	94 270	53 754	091 MARGARINE AND SHORTENING	1 204	204	122
727 FOOD-PROCESS.MCH.NON DOM	2 721	12 890	7 409	098 EDIBLE PROD.PEPRTNS,NES	41 414	28 428	16 258
728 OTH.MACH,PTS,SPCL INDUST	42 761	279 035	158 186	111 NON-ALCOHOL.BEVERAGE,NES	73 231	10 244	5 835
731 METAL REMOVAL WORK TOOLS	9 796	53 100	30 245	112 ALCOHOLIC BEVERAGES	1 628 545	324 682	184 531
733 MACH-TOOLS,METAL-WORKING	18 775	55 515	31 665	121 TOBACCO,UNMANUFACTURED	28 877	4 212	2 404
735 PARTS,NES,FOR MACH-TOOLS	7 994	46 578	26 446	122 TOBACCO, MANUFACTURED	431	1 593	906
737 METALWORKING MACHNRY NES	9 199	48 227	27 243	211 HIDES,SKINS(EX.FURS),RAW	2 766	1 397	794
741 HEATNG,COOLNG EQUIP,PART	76 387	296 985	168 513	212 FURSKINS, RAW	40	2 902	1 613
742 PUMPS FOR LIQUIDS,PARTS	48 700	154 373	87 726	222 OILSEED(SFT.FIX VEG.OIL)	459	139	75
743 PUMPS NES,CENTRIFUGS ETC	50 845	172 314	98 181				

7 IMPORTS AND EXPORTS (SPECIAL TRADE) BY COUNTRIES OF PRODUCTION AND CONSUMPTION AND BY GROUPS OF THE SITC-REV. III 1988

GROUP DESCRIPTION	DT = 100 KG	1 000 DM	1 000 \$	GROUP DESCRIPTION	DT = 100 KG	1 000 DM	1 000 \$
231 NATURAL RUBBER, ETC.	192	123	70	682 COPPER	360 937	232 053	131 945
232 SYNTHETIC RUBBER, ETC.	129 274	28 282	16 141	683 NICKEL	34 129	74 662	42 329
246 WOOD IN CHIPS, PARTICLES	1 577	293	162	684 ALUMINIUM	330 303	221 276	125 971
247 WOOD ROUGH,ROUGH SQUARED	117	83	44	685 LEAD	28 076	11 495	6 569
248 WOOD, SIMPLY WORKED	8 603	2 770	1 573	686 ZINC	73 396	13 109	7 494
251 PULP AND WASTE PAPER	7 692	1 128	645	687 TIN	521	641	367
264 JUTE, OTH. TEXTL. BAST FIBR	994	54	33	689 MISC. NON-FERR. BASE METAL	15 378	39 738	22 531
266 SYNTHETIC FIBRES	103 711	43 910	24 842	691 METALLIC STRUCTURES NES	54 959	31 780	18 026
267 OTHER MAN-MADE FIBRES	22 636	4 576	2 614	692 CONTAINERS, STORAGE, TRNSP	14 795	29 497	16 831
268 WOOL, OTHER ANIMAL HAIR	1 006	854	479	693 WIRE PRODUCTS EXCL. ELECT	117 259	79 151	44 829
269 WORN CLOTHING, TEXTL. ARTL	7 507	2 411	1 361	694 NAILS, SCREWS, NUTS, ETC.	74 086	79 645	45 283
272 FERTILIZERS, CRUDE	8 868	447	251	695 TOOLS	51 154	229 843	130 890
273 STONE, SAND AND GRAVEL	8 068	694	389	696 CUTLERY	11 381	80 889	45 815
277 NATURAL ABRASIVES, NES	526	2 599	1 468	697 HOUSEHOLD EQUIPMENT, NES	23 817	39 950	22 625
278 OTHER CRUDE MINERALS	190 036	4 614	2 646	699 MANUFACTS. BASE METAL NES	406 125	433 433	246 912
285 ALUMINIUM ORE, CONCTR. ETC	46 654	15 923	9 077	700 CPL IND PLANT (84/85/87)	60 539	168 575	93 603
287 ORE, CONCENTR. BASE METALS	623	2 264	1 284	711 STEAM GENER. BOILERS, ETC.	8 762	9 206	5 372
288 NON-FERROUS WASTE, SCRAP	28 274	23 302	13 493	712 STEAM TURBINES	2 782	20 488	11 385
289 PREC. METAL ORES, CONCTR	246	942	546	713 INTRNL COMBUS PSTN ENGIN	836 783	1 364 793	782 048
291 CRUDE ANIMAL MATERLS. NES	32 639	33 005	18 769	714 ENGINES, MOTORS NON-ELECT	11 063	587 103	335 029
292 CRUDE VEG. MATERIALS, NES	20 146	26 108	14 798	716 ROTATING ELECTRIC PLANT	80 708	255 286	145 189
325 COKE, SEMI-COKE, RET. CARBN	632 662	13 389	7 478	718 OTH. POWR. GENERTRNG. MACHNRY	29 062	81 830	46 322
334 PETROLEUM PRODUCTS	1 746 279	35 955	19 538	721 AGRIC. MACHINES, EX. TRACTR	74 192	80 432	45 580
335 RESIDUAL PETROL. PRODUCTS	247 751	14 929	8 585	722 TRACTORS	470 448	409 676	234 456
411 ANIMAL OILS AND FATS	2 062	2 165	1 234	723 CIVIL ENGINEERING EQUIPT	535 684	456 187	260 022
421 FIXED VEG. FAT, OILS, SOFT	92 694	7 033	3 881	724 TEXTILE, LEATHER MACHINES	330 411	1 220 700	695 522
422 FIXED VEG. FAT, OILS, OTHER	850	170	100	725 PAPER, PULP MILL MACHINES	81 909	307 440	175 694
431 ANIMAL, VEG. FATS, OILS, NES	18 032	6 110	3 443	726 PRINTNG, BOOKBINDNG MACHS	112 910	527 259	301 579
511 HYDROCARBONS, NES, DERIVTS	737 548	82 514	46 881	727 FOOD-PROCESS. MCH. NON DDM	23 033	106 067	60 160
512 ALCOHOL, PHENOL, ETC. DERIV	906 537	219 159	124 724	728 OTH. MACH. PTS, SPLCL INDUSTR	379 305	1 359 941	770 694
513 CARBOXYLIC ACIDS, DERIVTS	667 691	161 751	92 259	731 METAL REMOVAL WORK TOOLS	89 397	390 493	222 153
514 NITROGEN-FUNCT. COMPOUNDS	414 216	407 316	232 213	733 MACH-TOOLS, METAL-WORKING	42 142	102 231	58 413
515 ORGANO-INORGANIC COMPNDS	289 307	448 376	256 161	735 PARTS, NES, FOR MACH-TOOLS	24 315	176 067	99 821
516 OTHER ORGANIC CHEMICALS	490 484	210 728	119 886	737 METALWORKING MACHNRY NES	20 033	87 453	49 711
522 INORGANIC CHEM. ELEMENTS	2 545 102	253 029	144 099	741 HEATNG, COOLNG EQUP, PART			
523 METAL. SALTS, INORGAN. ACID	994 017	162 666	92 554	742 PUMPS FOR LIQUIDS, PARTS	84 593	372 810	212 024
524 OTHER CHEMICAL COMPOUNDS	99 629	72 296	40 977	743 PUMPS NES, CENTRIFUGS ETC	158 240	410 044	233 292
525 RADIO-ACTIVE MATERIALS	565	71 611	40 795	744 MECHANICAL HANDLING EQUP	178 588	243 643	138 322
531 SYNTH. COLOURS, LAKES, ETC.	151 073	383 210	217 878	745 OTH. NONELEC MCH, TOOL, NES	134 713	665 295	377 939
532 DYEING, TANNING MATERIALS	28 487	5 230	2 952	746 BALL OR ROLLER BEARINGS	129 927	280 955	159 761
533 PIGMENTS, PAINTS, ETC.	290 025	148 359	84 574	747 TAPS, COCKS, VALVES, ETC.	95 919	228 009	129 458
541 MEDICINES, ETC. EXC. GRP542	83 205	374 102	213 096	748 TRANSMISSIONS SHAFTS ETC	422 176	423 526	240 670
542 MEDICAMENTS	16 611	163 055	92 747	749 NON-ELECT MACH. PARTS, ETC	50 216	136 131	77 080
551 ESSNTL. OIL, PERFUME, FLAVR	12 390	13 799	7 831	751 OFFICE MACHINES	28 722	140 355	80 336
553 PERFUMERY, COSMETICS, ETC.	31 223	87 953	49 855	752 AUTOMATC. DATA PROC. EQUIP	25 838	382 774	217 822
554 SOAP, CLEANERS, POLISH, ETC	90 548	42 698	24 285	759 PARTS, FOR OFFICE MACHINS	31 180	438 810	250 259
562 FERTILIZER, EXCEPT GRP272	1 632 255	42 948	24 702	761 TELEVISION RECEIVERS ETC	1 091	8 363	4 778
571 POLYMERS OF ETHYLENE	20 689	6 777	3 819	762 RADIO-BROADCAST RECEIVER	6 472	17 119	9 756
572 POLYMERS OF STYRENE	58 426	14 859	8 469	763 SOUND RECORDER, PHONOGRPH	6 377	30 034	16 995
573 POLYMERS, VINYL CHLORIDE	56 490	23 762	13 525	764 TELECOMM. EQUIP. PARTS NES	15 542	220 299	125 543
574 POLYACETAL, POLYCARBONATE	93 677	47 536	27 119	771 ELECT POWR MACHNY. PARTS	69 364	184 472	104 756
575 OTH. PLASTIC, PRIMARY FORM	486 088	262 077	149 068	772 ELEC. SWITCH. RELAY. CIRCUIT	80 945	579 860	329 194
579 PLASTIC WASTE, SCRAP ETC	65 030	4 496	2 560	773 ELECTRO-DISTRIB. EQPT NES	22 189	67 515	38 309
581 PLASTIC TUBE, PIPE, HOSE	35 480	67 960	38 701	774 ELECTRO-MEDCL. XRAY EQUIP	42 113	683 691	387 451
582 PLASTIC PLATE, SHEETS, ETC	339 834	289 892	165 056	775 DDM. ELEC. NON-ELEC. EQUIPT	82 045	157 592	89 483
583 MONOFILAMENT OF PLASTICS	20 847	14 439	8 210	776 TRANSISTORS, VALVES, ETC.	6 223	410 592	232 802
591 INSECTICIDES, ETC.	52 525	57 360	32 976	778 ELECTRIC. MACH. APPART. NES	281 856	776 619	441 998
592 STARCHES, INULIN, ETC.	262 649	54 110	30 653	781 PASS. MOTOR VEHCLS. EX. BUS	3 389 354	11 077 701	6 343 312
593 EXPLOSIVES, PYROTECHNICS	1 998	5 157	2 935	782 GOODS, SPLCL TRANSPORT VEH	50 885	66 632	37 558
597 PREPRD ADDITIVES, LIQUIDS	48 449	19 905	11 320	783 ROAD MOTOR VEHICLES NES	10 035	21 790	12 459
598 MISC. CHEMICAL PRODTS. NES	1 552 459	427 170	242 361	784 PARTS, TRACTORS, MOTOR VEH	1 092 056	2 114 412	1 205 464
600 CPL IND PLANT CHAP 69-76	8 841	12 038	6 981	785 CYCLES, MOTORCYCLES ETC.	13 163	34 939	19 841
611 LEATHER	29 623	63 108	35 954	786 TRAILERS, SEMI-TRAILR, ETC	54 746	51 144	29 168
612 MANUFACT. LEATHER ETC. NES	1 072	6 807	3 865	791 RAILWAY VEHICLES. EQUIPNT	18 024	44 246	25 127
613 FURSKINS, TANNED, DRESSED	151	4 924	2 771	792 AIRCRAFT, ASSOCTD. EQUIPNT	4 217	386 970	218 586
621 MATERIALS OF RUBBER	74 609	39 478	22 493	793 SHIP, BOAT, FLOAT. STRUCTRS	1 307 515	500 637	277 003
625 RUBBER TYRES, TUBES, ETC.	328 227	225 675	128 487	800 CPL IND PLANT CHAP 90/94	171	1 694	934
629 ARTICLES OF RUBBER, NES	48 975	78 958	44 826	811 PREFABRICATED BUILDINGS	498	953	554
633 CORK MANUFACTURES	472	1 635	931	812 PLUMBNG, SANITRY, EQPT. ETC	19 190	8 320	4 721
634 VENEERS, PLYWOOD, ETC.	37 157	24 428	13 840	813 LIGHTNG FIXTURES ETC. NES	11 302	41 369	23 468
635 WOOD MANUFACTURES, NES	27 796	34 324	19 547	821 FURNITURE, CUSHIONS, ETC.	277 733	299 451	170 429
641 PAPER AND PAPERBOARD	2 018 534	385 770	218 899	831 TRUNK, SUIT-CASES, BAG, ETC	10 039	26 625	15 071
642 PAPER, PAPERBOARD, CUT ETC	134 712	72 360	41 052	841 MENS, BOYS CLOTHNG, X-KNIT	1 814	37 132	21 059
651 TEXTILE YARN	178 703	177 890	101 456	842 WOMEN, GIRL CLOTHNG, XKNIT	2 597	68 389	38 761
652 COTTON FABRICS, WOVEN	9 291	38 387	21 889	843 MENS, BOYS CLOTHING, KNIT	59	872	488
653 FABRICS, MAN-MADE FIBRES	34 453	122 715	69 900	844 WOMEN, GIRLS CLOTHNG, KNIT	494	5 495	3 084
654 OTH. TEXTILE FABRIC, WOVEN	9 866	32 258	18 286	845 OTHR. TEXTILE APPAREL, NES	1 347	27 410	15 570
655 KNIT. CROCHET. FABRIC NES	5 348	14 037	7 985	846 CLOTHING ACCESSRS, FABRIC	2 915	22 308	12 315
656 TULLE, LACE, EMBROIDRY. ETC	3 057	12 370	7 047	848 CLOTHNG, NONTEXTL.; HEADGEAR	7 497	42 841	24 229
657 SPECIAL YARN, TEXTL. FABRIC	48 786	83 220	47 350	851 FOOTWEAR	6 213	32 419	18 427
658 TEXTILE ARTICLES NES	15 674	25 788	14 500	871 OPTICAL INSTRUMENTS, NES	5 157	154 897	87 739
659 FLOOR COVERINGS, ETC.	7 883	13 399	7 550	872 MEDICAL INSTRUMENTS NES	16 843	489 975	278 380
661 LIME, CEMENT, CONSTR. MATRL	40 960	8 052	4 577	873 METERS, COUNTERS, NES	2 856	39 036	22 174
662 CLAY, REFRCT. CONSTR. MATRL	309 787	48 129	27 302	874 MEASURE, CONTROL INSTRMNT	66 022	1 074 970	611 068
663 MINERAL MANUFACTURES, NES	122 250	166 687	94 463	881 PHOTOGRAPH APPAR. ETC. NES	13 203	158 423	89 913
664 GLASS	231 945	134 418	76 599	882 PHOTO. CINEMATGRPH. SUPPL	89 248	150 861	85 780
665 GLASSWARE	175 169	174 859	99 313	883 CINE. FILM EXPOSD. DEVELPD	186	1 017	568
666 POTTERY	34 404	104 539	59 510	884 OPTICAL GOODS NES	2 424	156 646	89 372
667 PEARLS, PRECIOUS STONES				885 WATCHES AND CLOCKS	21 025	137 613	78 108
671 PIG IRON, SPIEGELEISN, ETC	291 802	66 092	37 470	891 ARMS AND AMMUNITION	4 177	49 920	28 190
672 INGOTS ETC. IRON OR STEEL	3 756 344	190 734	107 832	892 PRINTED MATTER	98 968	205 854	117 952
673 FLAT-ROLLED IRON ETC.	5 887 277	490 453	277 625	893 ARTICLES, NES, OF PLASTICS	157 655	239 385	136 086
674 FLAT-ROLLED PLATED IRON	2 744 671	303 033	172 155	894 BABY CARRIAGE, TOYS, GAMES	64 526	154 732	87 504
675 FLAT-ROLLED, ALLOY STEEL	432 521	100 744	57 029	895 OFFICE, STATIONERY SUPPLS	58 227	105 867	60 022
676 IRON, STL. BAR, SHAPES ETC.	1 568 813	152 213	86 162	896 WORKS OF ART, ANTIQUE ETC	2 688	633 577	363 156
677 RAILWAY TRACK IRON, STEEL	136 363	10 574	6 133	897 GOLD, SILVERWARE, JEWL NES	609	66 480	37 679
678 WIRE OF IRON OR STEEL	180 108	32 951	18 766	898 MUSICAL INSTRUMENTS, ETC.	68 125	223 442	127 235
679 TUBES, PIPES, ETC. IRON, STL	1 891 303	298 841	169 121	899 MISC MANUFCTRO GOODS NES	49 642	115 370	65 465
681 SILVER, PLATINUM, ETC.	129	50 939	28 910	941 COMPL IND PLANT CHAPT 99	377	2 333	1 259

7 IMPORTS AND EXPORTS (SPECIAL TRADE) BY COUNTRIES OF PRODUCTION AND CONSUMPTION AND BY GROUPS OF THE SITC-REV. III 1988

GROUP DESCRIPTION	DT = 100 KG	1 000 DM	1 000 \$	GROUP DESCRIPTION	DT = 100 KG	1 000 DM	1 000 \$
961 COIN NONGOLD NONCURRENT	5	289	160	621 MATERIALS OF RUBBER	840	613	349
971 GOLD, NONMONTRY EXCL ORES	5	18 220	10 484	625 RUBBER TYRES, TUBES, ETC.	1 176	907	515
972	2	9 652	5 524	629 ARTICLES OF RUBBER, NES	1 996	1 935	1 092
CANADA				634 VENEERS, PLYWOOD, ETC.	166 077	24 347	14 098
IMPORTS				635 WOOD MANUFACTURES, NES	17 869	3 744	2 108
001 LIVE ANIMALS	1 341	2 204	1 240	641 PAPER AND PAPERBOARD	1 782 539	184 372	104 723
012 OTHER MEAT, MEAT OFFAL	1 670	978	567	642 PAPER, PAPERBOARD, CUT ETC	1 053	843	479
017 MEAT, OFFL. PRPD, PRSVD, NES	4 038	978	578	651 TEXTILE YARN	19 546	16 203	9 170
022 MILK AND CREAM	629	84	45	653 FABRICS, MAN-MADE FIBRES	1 148	703	388
025 EGGS, BIRDS, YOLKS, ALBUMIN	988	1 441	814	654 OTH. TEXTILE FABRIC, WOVEN	4 997	5 578	3 177
034 FISH, FRESH, CHILLED, FROZN	129 483	34 705	19 463	655 TULLE, LACE, EMBROIDRY, ETC	17	2 308	1 173
035 FISH, DRIED, SALTED, SMOKED	6 061	4 835	2 683	657 SPECIAL YARN, TXTL. FABRIC	202	2 081	1 301
036 CRUSTACEANS, MOLLUSCS ETC	10 389	14 448	8 210	658 TEXTILE ARTICLES NES	250	939	530
037 FISH ETC. PRPD, PRSVD, NES	3 257	3 626	2 034	659 FLOOR COVERINGS, ETC.	619	413	237
041 WHEAT, MESLIN, UNMILLED	162 359	8 291	4 625	661 LIME, CEMENT, CONSTR. MATRL	18 863	1 041	585
042 RICE	297	122	72	662 CLAY, REFRACT. CONSTR. MATRL	2 513	142	82
043 BARLEY, UNMILLED	1 038	924	35	663 MINERAL MANUFACTURES, NES	1 647	1 466	835
044 MAIZE UNMILLED	17 728	7 962	4 588	664 GLASS	14 907	10 231	5 826
045 OTHER CEREALS, UNMILLED	78 930	4 706	2 678	665 GLASSWARE	447	157	92
048 CEREAL PREPARATIONS	1 380	235	135	667 PEARLS, PRECIOUS STONES	395	*	*
054 VEGETABLES	527 345	23 068	13 378	671 PIG IRON, SPIEGELEISN, ETC	866 395	37 796	21 468
056 VEGETABLES, PRPD, PRSVD, NES	28 547	5 893	3 349	674 FLAT-ROLLED PLATED IRON	12 334	979	547
057 FRUIT, NUTS EXCL. OIL NUTS	1 388	267	149	675 FLAT-ROLLED, ALLOY STEEL	6 985	2 419	1 409
058 FRUIT, PRESERVED, PREPARED	39 668	14 990	8 558	676 IRON, STL. BAR, SHAPES ETC.	88 235	4 684	2 571
059 FRUIT, VEGETABLE JUICES	336	271	163	677 RAILWAY TRACK IRON, STEEL	445	56	34
061 SUGARS, MOLASSES, HONEY	33 308	10 834	6 175	678 WIRE OF IRON OR STEEL	117	212	125
074 TEA AND MATE	374	75	41	679 TUBES, PIPES, ETC. IRON, STL	4 065	1 895	1 096
081 ANIMAL FEED STUFF	184 279	4 319	2 463	681 SILVER, PLATINUM, ETC.	1	180	104
098 EDIBLE PRPD. PREPRTNS, NES	4 191	995	572	682 COPPER	134 529	60 468	34 146
111 NON-ALCOHOL. BEVERAGE, NES	871	54	31	683 NICKEL	59 932	103 283	58 942
112 ALCOHOLIC BEVERAGES	3 192	2 026	1 145	684 ALUMINIUM	279 166	97 808	54 522
121 TOBACCO, UNMANUFACTURED	12 971	8 366	4 751	686 ZINC	17 660	4 251	2 358
211 HIDES, SKINS (EX. FURS), RAW	12 666	5 878	3 429	689 MISC. NON-FERR. BASE METAL	4 043	7 563	4 291
212 FURSKINS, RAW	1 719	25 285	14 685	691 METALLIC STRUCTURES NES	1 292	485	285
222 OILSEED (SFT. FIX VEG. OIL)	198 254	9 737	5 545	692 CONTAINERS, STORAGE, TRNSP	85	158	89
223 OILSEED (OTH. FIX. VEG. OIL)	1 591 590	63 510	35 979	694 NAILS, SCREWS, NUTS, ETC.	1 139	1 668	918
232 SYNTHETIC RUBBER, ETC.	5 690	1 932	1 140	695 TOOLS	3 697	11 702	6 675
247 WOOD ROUGH, ROUGH SQUARED	16 110	1 975	1 113	697 HOUSEHOLD EQUIPMENT, NES	1 247	1 323	747
248 WOOD, SIMPLY WORKED	806 381	109 664	62 209	699 MANUFACT. BASE METAL, NES	3 978	6 530	3 689
251 PULP AND WASTE PAPER	8 300 580	958 643	544 397	713 INTNL COMBUS PSTN ENGINE	286	504	291
266 SYNTHETIC FIBRES	1 533	58	36	714 ENGINES, MOTORS NON-ELECT	101	11 698	6 732
267 OTHER MAN-MADE FIBRES	1 100	343	191	716 ROTATING ELECTRIC PLANT	1 455	5 037	2 888
268 WOOL, OTHER ANIMAL HAIR	281	192	107	718 OTH. POWR. GENRNG. MACHNRY	514	2 817	1 541
273 STONE, SAND AND GRAVEL	11 896	738	404	721 AGRIC. MACHINES, EX. TRACTR	721	1 027	585
274 SULPHUR, UNRSTD. IRON PYRS	1 169 060	19 811	11 128	722 TRACTORS	510	679	382
278 OTHER CRUDE MINERALS	293 510	26 138	14 910	723 CIVIL ENGINEERING EQUIPT	8 758	10 070	5 730
281 IRON ORE, CONCENTRATES	41 131 078	179 132	102 455	724 TEXTILE, LEATHER MACHINES	529	872	490
282 FERROUS WASTE AND SCRAP	7 258	245	136	725 PAPER, PULP MILL MACHINES	687	3 734	2 147
283 COPPER ORES, CONCENTRATES	219 857	29 204	16 960	726 PRINTNG, BOOKBINDNG MACHS	107	687	394
284 NICKEL ORES, CONCTR, MATTE	17 221	19 966	11 431	727 FOOD-PROCESS. MCH. NON DOM	84	482	285
285 ALUMINIUM ORE, CONCTR. ETC	11 597	2 278	1 279	728 OTH. MACH. PTS, SPCL INDUST	3 695	17 673	10 140
287 ORE, CONCENTR. BASE METALS	4 820 284	209 455	118 243	731 METAL REMOVAL WORK TOOLS	724	1 809	1 022
288 NON-FERROUS WASTE, SCRAP	1 905 322	90 306	51 466	733 MACH-TOOLS, METAL-WORKING	390	868	494
289 PREC. METAL ORES, CONCTR	2 216	21 718	12 699	735 PARTS, NES, FOR MACH-TOOLS	191	1 000	565
291 CRUDE ANIMAL MATERIALS, NES	29 345	11 860	6 745	737 METALWORKING MACHNRY NES	151	1 001	580
292 CRUDE VEG. MATERIALS, NES	7 265	4 392	2 522	741 HEATING, COOLNG EQUIP, PART	4 188	3 685	2 124
321 COAL, NOT AGGLOMERATED	946 223	8 828	5 153	742 PUMPS FOR LIQUIDS, PARTS	629	1 841	1 054
322 BRIQUETTES, LIGNITE, PEAT	5 848	252	143	743 PUMPS NES, CENTRIFUGS ETC	5 193	17 453	9 865
325 COKE, SEMI-COKE, RET. CARBN	35 024	444	253	744 MECHANICAL HANDNG EQUIP	1 694	1 580	898
334 PETROLEUM PRODUCTS	46 393	4 867	2 706	745 OTH. NONELEC MCH, TOOL, NES	1 600	3 695	2 073
335 RESIDUAL PETROL. PRODUCTS	66 225	4 347	2 461	746 BALL OR ROLLER BEARINGS	3 973	9 203	5 234
411 ANIMAL OILS AND FATS	83 739	5 662	3 182	747 TAPS, COCKS, VALVES, ETC.	814	3 129	1 787
431 ANIMAL, VEG. FATS, OILS, NES	639	328	189	748 TRANSMISSIONS SHAFTS ETC	734	1 421	801
511 HYDROCARBONS, NES, DERIVS	62 547	10 538	5 936	749 NON-ELECT MACH. PARTS, ETC	901	6 492	3 683
512 ALCOHOL, PHENDOL, ETC. DERIV	667	151	87	751 OFFICE MACHINES	70	594	348
513 CARBOXYLIC ACIDS, DERIVS	10 958	2 394	1 351	752 AUTOMAT. DATA PROC. EQUIP	707	16 649	9 479
514 NITROGEN-FUNCT. COMPOUNDS	7 266	2 285	1 270	753 PARTS, FOR OFFICE MACHINS	621	22 684	13 042
515 ORGANO-INORGANIC COMPNDS	198	912	516	761 TELEVISION RECEIVERS ETC	1 122	1 360	769
516 OTHER ORGANIC CHEMICALS	11 584	1 660	920	762 RADIO-BROADCAST RECEIVER	2 985	28 784	16 422
522 INORGANIC CHEM. ELEMENTS	70 897	14 678	8 351	764 TELECOMM. EQUIP. PARTS NES	2 238	52 370	30 006
523 METAL. SALTS, INORGAN. ACID	1 361	566	322	771 ELECT POWER MACHNRY. PARTS	4 065	6 248	3 580
524 OTHER CHEMICAL COMPOUNDS	161	414	237	772 ELEC. SWITCH. RELAY. CIRCUIT	1 045	7 277	4 167
525 RADIO-ACTIVE MATERIALS	68	6 148	3 519	773 ELECTR DISTRIBT. EQPT NES	1 887	3 014	1 713
531 SYNTH. COLOURS, LAKES, ETC.	532	206	115	774 ELECTRO-MEDCL. XRAY EQUIP	178	1 393	813
532 DYEING, TANNING MATERIALS	73	265	146	775 DOM. ELEC. NON-ELEC. EQUIPT	395	1 369	772
533 PIGMENTS, PAINTS, ETC.	433	921	522	776 TRANSISTORS, VALVES, ETC.	117	13 993	7 977
541 MEDICINES, ETC. EXC. GRP542	150	6 281	3 537	778 ELECTRIC MACH. APPART. NES	26 766	29 902	16 955
542 MEDICAMENTS	651	5 158	2 913	781 PASS. MOTOR VEHCLS. EX. BUS	11 286	19 334	11 074
551 ESSNTL. OIL, PERFUME, FLAVR	129	638	365	782 GOODS, SPCL TRANSPORT VEH	323	339	192
553 PERFUMERY, COSMETICS, ETC.	467	445	251	783 ROAD MOTOR VEHICLES NES	60	116	62
554 SOAP, CLEANERS, POLISH, ETC	3 916	1 766	1 004	784 PARTS, TRACTORS, MOTOR VEH	19 585	31 391	17 795
562 FERTILIZER, EXCEPT GRP272	101 955	2 075	1 231	785 CYCLES, MOTORCYCLES ETC.	340	854	482
571 POLYMERS OF ETHYLENE	67 255	12 830	7 374	792 AIRCRAFT, ASSCQD. EQUIPNT	1 234	94 139	54 250
573 POLYMERS, VINYL CHLORIDE	96	56	32	793 SHIP, BOAT, FLOAT. STRUCTRS	96	240	136
574 POLYACETAL, POLYCARBONATE	195	71	40	811 PREFABRICATED BUILDINGS	10 725	4 012	2 295
575 OTH. PLASTIC, PRIMARY FORM	9 797	3 526	2 019	812 PLUMBNG, SANITRY, EQPT, ETC	149	89	49
579 PLASTIC WASTE, SCRAP ETC	1 828	227	129	821 FURNITURE, CUSHIONS, ETC.	5 317	2 906	1 649
581 PLASTIC TUBE, PIPE, HOSE	210	365	208	831 TRUNK, SUIT-CASES, BAG, ETC	98	378	216
582 PLASTIC PLATE, SHEETS, ETC	8 530	5 628	3 253	841 MENS, BOYS CLOTHNG, X-KNIT	57	583	328
583 MONOFILAMENT OF PLASTICS	675	189	110	842 WOMEN, GIRL CLOTHNG, XKNIT	20	265	150
592 STARCHES, INULIN, ETC.	1 222	655	384	843 MENS, BOYS CLOTHNG, KNIT	11	111	62
597 PREPDR ADDITIVES, LIQUIDS	227	86	49	844 WOMEN, GIRLS CLOTHNG. KNIT	17	275	154
598 MISC. CHEMICAL PRODTS. NES	49 718	21 961	12 601	845 OTHR. TEXTILE APPAREL, NES	432	1 745	981
611 LEATHER	15 653	16 484	9 542	846 CLOTHING ACCESSRS, FABRIC	228	641	363
612 MANUFACT. LEATHER ETC. NES	47	167	90	848 CLOTHING, NONTXLT. HEADGEAR	245	2 608	1 470
613 FURSKINS, TANNED, DRESSED	34	829	484	851 FOOTWEAR	255	978	549
				871 OPTICAL INSTRUMENTS, NES	29	1 569	888
				872 MEDICAL INSTRUMENTS NES	297	2 026	1 168
				873 METERS, COUNTERS, NES	16	228	132



7 IMPORTS AND EXPORTS (SPECIAL TRADE) BY COUNTRIES OF PRODUCTION AND CONSUMPTION AND BY GROUPS OF THE SITC-REV. III 1988

GROUP DESCRIPTION	DT = 100 KG	1 000 DM	1 000 \$	GROUP DESCRIPTION	DT = 100 KG	1 000 DM	1 000 \$
874 MEASURE, CONTROL INSTRMNT	473	17 100	9 713	611 LEATHER	702	4 258	2 447
881 PHOTOGRAPH APPAR. ETC. NES	75	2 295	1 285	612 MANUFACT. LEATHER ETC. NES	133	692	380
882 PHOTD. CINEMATOGRPH. SUPPL	375	3 324	1 871	613 FURSKINS, TANNED, DRESSED	85	1 686	960
883 CINE. FILM EXPOSD. DEVELOPD	14	245	139	621 MATERIALS OF RUBBER	3 924	2 827	1 601
884 OPTICAL GOODS NES	137	5 211	2 989	625 RUBBER TYRES, TUBES, ETC.	43 307	27 508	15 696
885 WATCHES AND CLOCKS	16	285	157	629 ARTICLES OF RUBBER, NES	2 667	7 472	4 241
891 ARMS AND AMMUNITION	26	234	134	633 CORK MANUFACTURES	110	382	218
892 PRINTED MATTER	1 427	2 482	1 383	634 VENEERS, PLYWOOD, ETC.	5 456	2 455	1 390
893 ARTICLES, NES, OF PLASTICS	4 368	4 247	2 396	635 WOOD MANUFACTURES, NES	4 935	2 269	1 287
894 BABY CARRIAGE, TOYS, GAMES	2 175	4 281	2 375	641 PAPER AND PAPERBOARD	192 740	53 705	30 514
895 OFFICE, STATIONERY SUPPLS	126	422	247	642 PAPER, PAPERBOARD, CUT ETC	19 966	12 591	7 179
896 WORKS OF ART, ANTIQUE ETC	139	6 790	3 819	651 TEXTILE YARN	25 403	35 300	20 060
897 GOLD, SILVERWARE, JEWEL NES	8	824	465	652 COTTON FABRICS, WOVEN	2 205	7 781	4 455
898 MUSICAL INSTRUMENTS, ETC.	1 225	7 377	4 207	653 FABRICS, MAN-MADE FIBRES	5 870	23 499	13 373
899 MISC MANUFACTRD GOODS NES	429	11 303	6 467	654 OTH. TEXTILE FABRIC, WOVEN	2 132	7 529	4 287
961 COIN NONGOLD NONCURRENT	162	19 565	11 295	655 KNIT. CROCHET. FABRIC NES	1 392	5 661	3 213
971 GOLD, NONMONTRY EXCL DRES	99	173 663	99 079	656 TULLE, LACE, EMBROIDRY, ETC	5 574	4 014	2 280
972	42	118 742	68 578	657 SPECIAL YARN, TXL. FABRIC	7 653	11 622	6 624
				658 TEXTILE ARTICLES NES	2 171	5 301	2 958
EXPORTS	7 569 831	4 844 519	2 758 835	659 FLOOR COVERINGS, ETC.	2 569	2 132	1 210
001 LIVE ANIMALS	541	1 635	929	661 LIME, CEMENT, CONSTR. MATRL	11 439	2 037	1 154
017 MEAT, OFFL. PRPD, PRSVD, NES	130	117	65	662 CLAY, REFRACT. CONSTR. MATRL	88 976	15 540	8 698
022 MILK AND CREAM	52 756	9 291	5 025	663 MINERAL MANUFACTURES, NES	21 605	20 088	11 436
024 CHEESE AND CURD	5 747	5 945	3 372	664 GLASS	34 760	7 077	4 048
025 EGGS, BIRDS, YOLKS, ALBUMIN	210	202	107	665 GLASSWARE	22 981	16 678	9 454
037 FISH ETC. PREPP, PRSVD, NES	2 787	1 765	996	666 POTTERY	4 405	9 610	5 414
048 CEREAL PREPARATIONS	19 899	8 728	4 916	667 PEARLS, PRECIOUS STONES	*	*	*
054 VEGETABLES	2 670	3 002	1 762	671 PIG IRON, SPIEGELEISN, ETC	68 562	9 914	5 635
056 VEGETABLES, PRPD, PRSVD, NES	8 417	2 062	1 157	672 INGOTS ETC. IRON OR STEEL	1 406 396	73 177	41 891
057 FRUIT, NUTS EXCL. OIL NUTS	179	228	123	673 FLAT-ROLLED IRON ETC.	496 743	37 152	20 649
058 FRUIT, PRESERVED, PREPARED	3 933	2 268	1 263	674 FLAT-ROLLED PLATED IRON	43 197	4 539	2 704
059 FRUIT, VEGETABLE JUICES	31 596	6 806	3 831	675 FLAT-ROLLED, ALLOY STEEL	190 687	78 110	44 277
061 SUGARS, MOLASSES, HONEY	109 465	6 489	3 674	676 IRON, STL. BAR, SHAPES ETC.	471 173	39 311	22 148
062 SUGAR CONFECTIONERY	10 831	4 968	2 829	677 RAILWAY TRACK IRON, STEEL	6 858	1 224	680
071 COFFEE, COFFEE SUBSTITUTE	25 885	17 727	10 173	678 WIRE OF IRON OR STEEL	17 548	5 716	3 253
072 COCOA	12 553	7 236	4 111	679 TUBES, PIPES, ETC. IRON, STL	195 792	47 382	26 860
073 CHOCOLATE, OTH. COCOA PREP	16 734	11 094	6 149	681 SILVER, PLATINUM, ETC.	13	4 359	2 454
074 TEA AND MATE	1 124	748	423	682 COPPER	27 865	19 178	10 903
075 SPICES	550	612	336	683 NICKEL	2 378	6 117	3 472
081 ANIMAL FEED STUFF	3 083	2 976	1 682	684 ALUMINIUM	32 870	24 149	13 641
098 EDIBLE PROD. PREPRTNS, NES	14 256	7 974	4 544	685 LEAD	418	158	91
111 NON-ALCOHOL. BEVERAGE, NES	10 971	1 015	573	686 ZINC	6 346	1 349	728
112 ALCOHOLIC BEVERAGES	131 264	42 698	24 085	687 TIN	202	114	64
122 TOBACCO, MANUFACTURED	312	590	330	689 MISC. NON-FERR. BASE METAL	421	1 256	696
211 HIDES, SKINS (EX. FURS), RAW	226	99	56	691 METALLIC STRUCTURES NES	28 487	10 553	5 959
212 FURSKINS, RAW	3	216	123	692 CONTAINERS, STORAGE, TRNSP	3 707	3 847	2 216
222 OILSEED (SFT. FIX VEG. OIL)	1 200	94	50	693 WIRE PRODUCTS EXCL. ELECT	49 120	24 220	13 771
232 SYNTHETIC RUBBER, ETC.	5 729	1 949	1 118	694 NAILS, SCREWS, NUTS, ETC.	6 667	5 098	2 888
246 WOOD IN CHIPS, PARTICLES	4 663	254	140	695 TOOLS	15 445	53 077	30 143
248 WOOD, SIMPLY WORKED	1 398	398	229	696 CUTLERY	2 118	12 171	6 876
266 SYNTHETIC FIBRES	8 183	3 361	1 916	697 HOUSEHOLD EQUIPMENT, NES	2 892	4 357	2 474
267 OTHER MAN-MADE FIBRES	1 505	531	306	699 MANUFACTS. BASE METAL, NES	75 533	89 990	51 091
268 WOOL, OTHER ANIMAL HAIR	755	1 000	583	700 CPL IND PLANT (84/85/87)	11 720	33 939	19 377
269 WORN CLOTHING, TEXTL. ARTL	119	80	45	711 STEAM GENER. BOILERS, ETC.	1 793	3 930	2 087
278 OTHER CRUDE MINERALS	29 769	1 835	1 063	712 STEAM TURBINES	78	968	573
285 ALUMINIUM ORE, CONCTR. ETC	1 848	391	224	713 INTRNL COMBUS PSTN ENGIN	13 675	46 500	26 277
287 ORE, CONCENTR. BASE METALS	10 939	193	115	714 ENGINES, MOTORS NON-ELECT	27	7 413	4 157
288 NON-FERROUS WASTE, SCRAP	23 877	10 961	6 014	716 ROTATING ELECTRIC PLANT	16 434	45 987	26 248
291 CRUDE ANIMAL MATERLS. NES	164	139	79	718 OTH. POWR. GENRTRNG. MACHNRY	3 663	6 842	3 924
292 CRUDE VEG. MATERIALS, NES	5 853	4 472	2 544	721 AGRIC. MACHINES, EX. TRACTR	18 889	16 144	9 246
325 COKE, SEMI-COKE, RET. CARBN	448 983	9 311	5 410	722 TRACTORS	76 993	72 878	41 361
334 PETROLEUM PRODUCTS	8 228	1 252	711	723 CIVIL ENGINEERING EQUIPT	73 586	87 965	49 937
335 RESIDUAL PETROL. PRODUCTS	123 072	5 640	3 301	724 TEXTILE, LEATHER MACHINES	17 372	67 824	38 773
421 FIXED VEG. FAT, OILS, SOFT	10 047	625	357	725 PAPER, PULP MILL MACHINES	13 406	44 993	25 782
431 ANIMAL, VEG. FATS, OILS, NES	1 714	468	260	726 PRINTNG, BOOKBINDNG MACHS	15 374	67 957	38 516
511 HYDROCARBONS, NES, DERIVTS	38 550	5 897	3 297	727 FOOD-PROCESS. MCH. NON DOM	3 654	28 284	15 969
512 ALCOHOL, PHENOL, ETC. DERIV	142 760	20 750	11 934	728 OTH. MACH. PTS, SPLC INDUST	57 017	160 297	91 762
513 CARBOXYLIC ACIDS, DERIVTS	48 905	61 381	35 376	731 METAL REMOVAL WDRC TDOOLS	14 174	49 242	28 122
514 NITROGEN-FUNCT. COMPOUNDS	153 610	35 484	20 305	733 MACH-TOOLS, METAL-WORKING	8 590	16 079	9 154
515 ORGAN-INOORGANIC COMPNDS	17 186	21 934	12 645	735 PARTS, NES, FOR MACH-TOOLS	3 917	22 319	12 719
516 OTHER ORGANIC CHEMICALS	72 304	18 585	10 729	737 METALWORKING MACHNRY NES	12 493	25 330	14 016
522 INORGANIC CHEM. ELEMENTS	90 618	13 048	7 460	741 HEATNG, COOLNG EQUIP, PART	*	*	*
523 METAL. SALTS, INORGAN. ACID	196 406	26 303	14 949	742 PUMPS FOR LIQUIDS, PARTS	3 809	18 426	10 404
524 OTHER CHEMICAL COMPOUNDS	1 283	600	348	743 PUMPS NES, CENTRIFUGS ETC	14 706	42 342	24 196
531 SYNTH. COLOURS, LAKES, ETC.	30 536	72 012	41 151	744 MECHANICAL HANDLNG EQUIP	26 892	43 968	25 291
532 DYEING, TANNING MATERIALS	6 472	1 564	908	745 OTH. NONELEC MCH, TOOL, NES	22 674	95 209	54 410
533 PIGMENTS, PAINTS, ETC.	29 862	18 041	10 251	746 BALL OR ROLLER BEARINGS	20 144	45 957	26 151
541 MEDICINES, ETC. EXC. GRP542	7 357	31 877	18 301	747 TAPS, COCKS, VALVES, ETC.	7 678	30 206	17 067
542 MEDICAMENTS	6 791	66 400	37 944	748 TRANSMISSIONS SHAFTS ETC	21 178	38 896	22 111
551 ESSNTL. OIL, PERFUME, FLAVR	1 302	1 135	644	749 NON-ELECT MACH, PARTS, ETC	7 915	24 201	13 739
553 PERFUMERY, COSMETICS, ETC.	10 554	13 944	7 902	751 OFFICE MACHINES	1 851	10 003	5 736
554 SOAP, CLEANERS, POLISH, ETC	22 536	13 533	7 607	752 AUTOMATC. DATA PROC. EQUIP	1 720	35 684	20 213
562 FERTILIZER, EXCEPT GRP272	221 304	4 005	2 380	759 PARTS, FOR OFFICE MACHINS	833	7 967	4 539
571 POLYMERS OF ETHYLENE	8 681	1 633	962	761 TELEVISION RECEIVERS ETC	11	203	117
572 POLYMERS OF STYRENE	27 135	7 058	4 042	762 RADIO-BROADCAST RECEIVER	13	380	216
573 POLYMERS, VINYL CHLORIDE	32 683	9 879	5 606	763 SOUND RECORDER, PHONOGRPH	504	3 181	1 830
574 POLYLACTIC, POLYCARBONATE	25 237	11 430	6 544	764 TELECOMM. EQUIP. PARTS NES	1 245	10 096	5 769
575 OTH. PLASTIC, PRIMARY FORM	141 251	53 169	30 320	771 ELECT POWER MACHNY. PARTS	5 884	13 845	7 784
579 PLASTIC WASTE, SCRAP ETC	219	111	65	772 ELEC. SWITCH, RELAY, CIRCUIT	9 903	57 984	33 024
581 PLASTIC TUBE, PIPE, HOSE	4 855	10 180	5 814	773 ELECTR. DISTRIB. EQPT NES	4 798	10 786	6 040
582 PLASTIC PLATE, SHEETS, ETC	66 661	43 218	24 436	774 ELECTRO-MEDCL. XRAY EQUIP	2 934	59 413	33 959
583 MONOFILAMENT OF PLASTICS	4 053	2 772	1 562	775 DOM. ELEC. NON-ELEC. EQUIPT	11 880	25 779	14 383
591 INSECTICIDES, ETC.	9 719	11 354	6 764	776 TRANSISTORS, VALVES, ETC.	69	18 568	10 538
592 STARCHES, INULIN, ETC.	47 070	9 863	5 590	778 ELECTRIC. MACH. APPART. NES	22 291	62 432	35 534
593 EXPLOSIVES, PYROTECHNICS	231	1 014	575	811 PASS. MOTOR VEHCLS. EX. BUS	333 662	833 401	476 059
597 PREPRO ADDITIVES, LIQUIDS	12 821	4 307	2 442	782 GOODS, SPLC TRANSPORT VEH	5 274	6 426	3 575
598 MISC. CHEMICAL PRDCTS. NES	70 113	49 842	28 347	784 PARTS, TRACTORS, MOTOR VEH	143 217	259 959	149 338
600 CPL IND PLANT CHAP 69-76	2 004	10 265	5 555	785 CYCLES, MOTORCYCLES ETC.	800	2 319	1 337
				786 TRAILERS, SEMI-TRAILR, ETC	1 778	2 132	1 223

## 7 IMPORTS AND EXPORTS (SPECIAL TRADE) BY COUNTRIES OF PRODUCTION AND CONSUMPTION AND BY GROUPS OF THE SITC-REV. III 1988

GROUP DESCRIPTION	DT = 100 KG	1 000 DM	1 000 \$	GROUP DESCRIPTION	DT = 100 KG	1 000 DM	1 000 \$
791 RAILWAY VEHICLES.EQUIPNT	4 157	8 885	5 025	251 PULP AND WASTE PAPER	401	84	47
792 AIRCRAFT, ASSOCTD. EQUIPNT	173	9 164	5 285	263 COTTON	62 492	18 098	10 519
793 SHIP, BOAT, FLOAT. STRUCTRS	3 598	8 326	4 750	266 SYNTHETIC FIBRES	4 593	803	464
800 CPL IND PLANT CHAP 90/94	256	1 218	690	278 OTHER CRUDE MINERALS	438 334	14 475	8 194
811 PREFABRICATED BUILDINGS	177	450	260	283 COPPER ORES, CONCENTRATES	795 000	80 735	46 834
812 PLUMBNG, SANITRY, EQPT. ETC	2 598	6 747	3 808	287 DRE, CONCENTR. BASE METALS	324 452	18 160	10 235
813 LIGHTNG FIXTURES ETC. NES	1 564	8 186	4 620	288 NON-FERROUS WASTE, SCRAP	522	8 036	4 284
821 FURNITURE, CUSHIONS, ETC.	36 512	27 297	15 522	289 PREC. METAL ORES, CONCTRTS	240	25 074	14 332
831 TRUNK, SUIT-CASES, BAG, ETC	391	2 750	1 557	291 CRUDE ANIMAL MATERLS. NES	8 522	1 001	568
841 MENS, BOYS CLOTHNG, X-KNIT	740	20 981	11 881	292 CRUDE VEG. MATERIALS, NES	10 442	7 585	4 348
842 WOMEN, GIRL CLOTHING, XKNIT	2 395	39 214	22 200	333 PETROLEUM OILS, CRUDE	1 758 381	26 968	14 480
843 MENS, BOYS CLOTHING, KNIT	4	112	61	431 ANIMAL, VEG. FATS, OILS, NES	1 268	559	319
844 WOMEN, GIRLS CLOTHING, KNIT	252	3 597	2 035	511 HYDROCARBONS, NES, DERIVTS	968	175	105
845 OTHR. TEXTILE APPAREL, NES	841	13 012	7 376	512 ALCOHOL, PHENOL, ETC. DERIV	1 238	479	270
846 CLOTHING ACCESSRS, FABRIC	663	4 340	2 393	513 CARBOXYLIC ACIDS, DERIVTS	5 702	1 391	784
848 CLOTHNG, NONTXTL; HEADGEAR	531	8 672	4 952	514 NITROGEN-FUNCT. COMPOUNDS	3 257	1 768	992
851 FOOTWEAR	2 880	14 390	8 210	515 ORGANO-INDORGANIC COMPNDS	1 049	836	476
871 OPTICAL INSTRUMENTS, NES	328	11 133	6 312	516 OTHER ORGANIC CHEMICALS	443	1 213	712
872 MEDICAL INSTRUMENTS NES	1 327	21 323	12 156	522 INORGANIC CHEM. ELEMENTS	37 616	2 952	1 686
873 METERS, COUNTERS, NES	274	6 954	3 947	523 METAL. SALTS, INORGAN. ACID	33 379	3 417	1 970
874 MEASURE, CONTROL INSTRMNT	4 171	73 636	41 758	524 OTHER CHEMICAL COMPOUNDS	1 009	678	396
881 PHOTOGRAPH APPAR. ETC. NES	1 414	18 737	10 688	531 SYNTH. COLOURS, LAKES, ETC.	113	277	153
882 PHOTO. CINEMATOPRPH. SUPPL	1 795	4 124	2 345	532 DYEING, TANNING MATERIALS	807	891	485
884 OPTICAL GOODS NES	325	20 578	11 770	541 MEDICINES, ETC. EXC. GRP542	1 602	4 476	2 552
885 WATCHES AND CLOCKS	1 447	9 972	5 609	551 ESSNTL. OIL, PERFUME, FLAVR	443	644	363
891 ARMS AND AMMUNITION	161	2 026	1 133	554 SOAP, CLEANERS, POLISH, ETC	168	75	44
892 PRINTED MATTER	10 124	18 172	10 415	562 FERTILIZER, EXCEPT GRP272	6 829	333	196
893 ARTICLES, NES, OF PLASTICS	41 193	55 609	31 533	572 POLYMERS OF STYRENE	248	71	40
894 BABY CARRIAGE, TOYS, GAMES	7 926	15 898	8 870	574 POLYACETAL, POLYCARBONATE	4 490	1 181	658
895 OFFICE, STATIONERY SUPPLS	3 272	12 658	7 206	575 OTH. PLASTIC, PRIMARY FORM	3 706	1 246	704
896 WORKS OF ART, ANTIQUE ETC	91	13 627	8 010	597 PREPRD ADDITIVES, LIQUIDS	202	120	68
897 GOLD, SILVERWARE, JEWEL NES	167	4 977	2 830	598 MISC. CHEMICAL PRDCTS. NES	6 743	787	457
898 MUSICAL INSTRUMENTS, ETC.	4 520	17 169	9 810	612 MANUFACT. LEATHER ETC. NES	432	730	413
899 MISC MANUFCTRD GOODS NES	3 951	14 940	8 427	621 MATERIALS OF RUBBER	29	79	46
971 GOLD, NONHONTRY EXCL ORES		2 299	1 313	629 ARTICLES OF RUBBER, NES	584	1 980	1 127
GREENLAND				642 PAPER, PAPERBOARD, CUT ETC	40	93	53
IMPORTS	793 351	65 980	37 133	651 TEXTILE YARN	10 644	5 151	2 988
034 FISH, FRESH, CHILLED, FROZN	95 552	14 710	8 389	652 COTTON FABRICS, WOVEN	1 279	892	498
036 CRUSTACEANS, MOLLUSCS ETC	1 831	1 587	920	653 FABRICS, MAN-MADE FIBRES	46	141	83
037 FISH ETC. PREPD, PRSVD, NES	2 574	4 044	2 301	657 SPECIAL YARN, TXTL FABRIC	363	220	126
278 OTHER CRUDE MINERALS	11 962	1 487	834	658 TEXTILE ARTICLES NES	145	294	164
287 DRE, CONCENTR. BASE METALS	681 034	43 582	24 366	659 FLOOR COVERINGS, ETC.	1 059	518	295
613 FURSKINS, TANNED, DRESSED	20	207	120	663 MINERAL MANUFACTURES, NES	80	257	149
871 OPTICAL INSTRUMENTS, NES	1	55	31	664 GLASS	454	266	151
EXPORTS	795	4 147	2 334	665 GLASSWARE	6 761	2 228	1 244
722 TRACTORS	45	70	42	666 POTTERY	676	542	306
727 FOOD-PROCESS. MCH. NON DOM	110	1 456	866	667 PEARLS, PRECIOUS STONES			
728 OTH. MACH. PTS, SPLCL INDUSTR	62	266	148	671 PIG IRON, SPIEGELEISN, ETC	1 982	130	77
745 OTH. NONELEC MCH, TOOL, NES	40	254	151	673 FLAT-ROLLED IRON ETC.	9 917	845	501
771 ELECT POWER MACHNY. PARTS	46	59	34	675 FLAT-ROLLED, ALLOY STEEL	1 540	615	357
781 PASS. MOTOR VEHCLS. EX. BUS	376	713	404	676 IRON, STL. BAR, SHAPES ETC.	23 647	1 519	872
792 AIRCRAFT, ASSOCTD. EQUIPNT	3	688	374	681 SILVER, PLATINUM, ETC.		83	48
851 FOOTWEAR	13	87	48	682 COPPER	1 138	576	312
ST PIERRE				684 ALUMINIUM	11 133	4 646	2 572
IMPORTS	1 591	654	363	685 LEAD	12 001	1 313	795
017 MEAT, OFFL. PRPD, PRSVD, NES	100	60	34	689 MISC. NON-FERR. BASE METAL	375	566	315
034 FISH, FRESH, CHILLED, FROZN	826	317	174	695 TOOLS	72	496	283
059 FRUIT, VEGETABLE JUICES	252	92	53	696 CUTLERY	23	69	39
658 TEXTILE ARTICLES NES	10	99	54	697 HOUSEHOLD EQUIPMENT, NES	285	376	216
EXPORTS	241	313	164	699 MANUFACTS. BASE METAL, NES	2 198	1 738	975
761 TELEVISION RECEIVERS ETC	24	69	40	713 INTRNL COMBUS PSTN ENGIN	172 615	197 789	112 909
MEXICO				716 ROTATING ELECTRIC PLANT	1 209	3 596	2 050
IMPORTS	4 999 628	757 419	430 958	724 TEXTILE, LEATHER MACHINES	49	220	126
001 LIVE ANIMALS	1	54	31	725 PAPER, PULP MILL MACHINES	12	218	115
012 OTHER MEAT, MEAT OFFAL	486	177	104	726 PRINTNG, BOOKBINDNG MACHS	513	862	475
045 OTHER CEREALS, UNMILLED	259	58	34	728 OTH. MACH. PTS, SPLCL INDUSTR	128	700	385
054 VEGETABLES	5 990	1 808	1 040	735 PARTS, NES, FOR MACH-TOOLS	6	51	30
056 VEGETABLES, PRPD, PRSVD, NES	932	218	129	737 METALWORKING MACHNRY NES	158	558	314
057 FRUIT, NUTS EXCL. OIL NUTS	14 688	4 986	2 843	741 HEATING, COOLNG EQUIP, PART	165	103	61
058 FRUIT, PRESERVED, PREPARED	4 543	521	296	742 PUMPS FOR LIQUIDS, PARTS	680	2 119	1 186
059 FRUIT, VEGETABLE JUICES	27 788	8 396	4 816	743 PUMPS NES, CENTRIFUGS ETC	1 114	2 535	1 397
061 SUGARS, MOLASSES, HONEY	755 552	42 675	24 358	745 OTH. NONELEC MCH, TOOL, NES	329	215	121
062 SUGAR CONFECTIONERY	359	111	63	747 TAPS, COCKS, VALVES, ETC.	166	321	185
071 COFFEE, COFFEE SUBSTITUTE	84 083	46 592	26 345	748 TRANSMISSIONS SHAFTS ETC	9 559	5 220	2 896
072 COCOA	6 898	2 902	1 618	749 NON-ELECT MACH. PARTS, ETC	217	1 495	822
075 SPICES	1 538	435	250	751 OFFICE MACHINES	4 166	7 757	4 363
081 ANIMAL FEED STUFF	815	276	156	752 AUTOMATC. DATA PROC. EQUIP	412	1 716	968
098 EDIBLE PROD. PREPRTRS, NES	212	311	177	759 PARTS, FOR OFFICE MACHINS	127	1 943	1 106
112 ALCOHOLIC BEVERAGES	7 094	2 222	1 261	764 TELECOMM. EQUIP. PARTS NES	8	793	459
121 TOBACCO, UNMANUFACTURED	10 413	8 543	4 949	771 ELECT POWER MACHNY. PARTS	55	745	421
212 FURSKINS, RAW	18	180	107	772 ELEC. SWITCH. RELAY. CIRCUIT	592	3 063	1 752
222 OILSEED(SFT. FIX VEG. OIL)	8 532	1 429	809	776 TRANSISTORS, VALVES, ETC.	79	6 641	3 763
232 SYNTHETIC RUBBER, ETC.	62 932	12 541	7 178	778 ELECTRIC. MACH. APPART. NES	956	2 187	1 242
245 FUEL WOOD, WOOD CHARCOAL	55 832	3 893	2 216	781 PASS. MOTOR VEHCLS. EX. BUS	156	180	108
247 WOOD ROUGH, ROUGH SQUARED	545	141	77	784 PARTS, TRACTORS, MOTOR VEH	138 712	87 421	49 795
248 WOOD, SIMPLY WORKED	989	310	177	785 CYCLES, MOTORCYCLES ETC.	204	491	278
				791 RAILWAY VEHICLES. EQUIPNT	2 325	309	184
				813 LIGHTNG FIXTURES ETC. NES	107	73	42
				821 FURNITURE, CUSHIONS, ETC.	80	58	31
				831 TRUNK, SUIT-CASES, BAG, ETC	15	100	59
				841 MENS, BOYS CLOTHNG, X-KNIT	45	92	55
				842 WOMEN, GIRL CLOTHNG, XKNIT	99	1 125	620
				845 OTHR. TEXTILE APPAREL, NES	94	413	242
				846 CLOTHING ACCESSRS, FABRIC	130	352	190
				848 CLOTHNG, NONTXTL; HEADGEAR	529	1 283	729
				851 FOOTWEAR	1 637	8 054	4 566
				871 OPTICAL INSTRUMENTS, NES	74	524	300
				872 MEDICAL INSTRUMENTS NES	10	130	74
				874 MEASURE, CONTROL INSTRMNT	80	704	408



7 IMPORTS AND EXPORTS (SPECIAL TRADE) BY COUNTRIES OF PRODUCTION AND CONSUMPTION AND BY GROUPS OF THE SITC-REV. III 1988

GROUP DESCRIPTION	DT = 100 KG	1 000 DM	1 000 \$	GROUP DESCRIPTION	DT = 100 KG	1 000 DM	1 000 \$
881 PHOTOGRAPH APPAR.ETC.NES	10	93	52	676 IRON,STL.BAR,SHAPES ETC.	15 385	3 597	2 044
882 PHOTO.CINEMATOGRPH.SUPPL	321	779	448	677 RAILWAY TRACK IRON,STEEL	1 864	5 063	2 731
885 WATCHES AND CLOCKS	63	2 407	1 388	678 WIRE OF IRON OR STEEL	10 726	3 652	2 075
891 ARMS AND AMMUNITION	180	136	77	679 TUBES,PIPES,ETC.IRON,STL	174 026	29 128	16 467
892 PRINTED MATTER	60	102	61	681 SILVER,PLATINUM,ETC.	4	407	234
893 ARTICLES,NES,OF PLASTICS	430	259	142	682 COPPER	2 732	2 068	1 184
894 BABY CARRIAGE,TOYS,GAMES	4 010	3 703	2 072	683 NICKEL	2 534	7 073	3 916
896 WORKS OF ART,ANTIQU ETC	9	62	36	684 ALUMINIUM	8 363	6 347	3 584
897 GOLD,SILVERWARE,JEWL NES	50	1 496	843	689 MISC.NON-FERR.BASE METAL	11	188	103
898 MUSICAL INSTRUMENTS,ETC.	89	385	213	691 METALLIC STRUCTURES NES	6 538	5 215	3 069
899 MISC MANUFCTRD GOODS NES	344	507	290	692 CONTAINERS,STORAGE,TRNSP	1 652	2 779	1 524
961 COIN NONGLD NONCURRENT	1	123	72	693 WIRE PRODUCTS EXCL.ELECT	845	1 573	890
971 GOLD,NONMONTRY EXCL DRES	21	2 097	1 112	694 NAILS,SCREWS,NUTS,ETC.	20 351	14 789	8 475
972		1 077	624	695 TOOLS	2 441	10 927	6 229
EXPORTS	2 341 085	1 688 841	962 148	696 CUTLERY	290	2 307	1 298
001 LIVE ANIMALS	154	389	221	697 HOUSEHOLD EQUIPMENT,NES	105	219	125
022 MILK AND CREAM	80 250	13 501	7 571	698 MANUFACT. BASE METAL,NES	22 372	30 432	17 324
054 VEGETABLES	707	816	463	699 CPL IND PLANT (84/85/87)	3 545	19 103	11 318
057 FRUIT,NUTS EXCL.OIL NUTS	316	247	143	711 STEAM GENER. BOILERS,ETC.	3 458	4 022	2 282
058 FRUIT,PRESERVED,PREPARED	1 950	1 056	609	712 STEAM TURBINES	362	9 034	5 138
061 SUGARS,MOLASSES,HONEY	1 737	251	144	713 INTRNL COMBUS PSTN ENGIN	37 119	77 778	44 896
062 SUGAR CONFECTIONERY	105	71	41	714 ENGINES,MOTORS NON-ELECT	35	3 083	1 762
081 ANIMAL FEED STUFF	3 623	2 759	1 564	716 ROTATING ELECTRIC PLANT	1 864	7 966	4 437
098 EDIBLE PROD.PREPRNTS,NES	60	157	90	718 OTH.POWR.GENRTNG.MACHNRY	2 448	15 221	8 827
112 ALCOHOLIC BEVERAGES	17 368	4 658	2 616	721 AGRIC.MACHINES,EX.TRACTR	949	1 329	749
232 SYNTHETIC RUBBER,ETC.	10 424	3 998	2 241	722 TRACTORS	43 588	14 862	8 060
251 PULP AND WASTE PAPER	3 459	587	336	723 CIVIL ENGINEERING EQUIPT	4 591	8 088	4 515
266 SYNTHETIC FIBRES	2 555	1 514	862	724 TEXTILE,LEATHER MACHINES	26 641	104 449	59 139
268 WOOL, DTHR ANIMAL HAIR	140	95	57	725 PAPER,PULP MILL MACHINES	1 307	6 944	3 914
274 SULPHUR,UNRSTD.IRON PYRS	925	164	95	726 PRINTNG,BOOKBINDNG MACHS	2 866	9 842	5 535
278 OTHER CRUDE MINERALS	2 889	406	223	727 FOOD-PROCESS.MCH.NON DDM	937	2 694	1 510
285 ALUMINIUM ORE,CONCTR.ETC	7 250	649	370	728 OTH.MACH,PTS,SPCL INDUST	16 092	59 012	33 470
291 CRUDE ANIMAL MATERLS,NES	149	107	59	731 METAL REMOVAL WORK TOOLS	7 815	35 967	20 584
292 CRUDE VEG.MATERIALS, NES	1 984	1 668	949	733 MACH-TOOLS,METAL-WORKING	3 094	5 544	3 163
334 PETROLEUM PRODUCTS	2 683	881	501	735 PARTS,NES,FOR MACH-TOOLS	1 783	20 924	11 958
335 RESIDUAL PETROL PRODUCTS	2 409	680	391	737 METALWORKING MACHNRY NES	6 986	14 023	7 891
411 ANIMAL OILS AND FATS	857	2 053	1 170	741 HEATNG,COOLNG EQUIP,PART	*	*	*
421 FIXED VEG.FAT,OILS, SOFT	105 004	7 590	4 279	742 PUMPS FOR LIQUIDS,PARTS	3 327	13 048	7 415
431 ANIMAL,VEG.FATS,OILS,NES	972	321	183	743 PUMPS NES,CENTRIFUGS ETC	6 317	20 988	12 188
511 HYDROCARBONS,NES,DERIVTS	6 658	2 503	1 444	744 MECHANICAL HANDLING EQUIP	6 524	15 487	8 842
512 ALCOHOL,PHENOL,ETC.DERIV	52 738	13 405	7 652	745 OTH.NONELEC MCH,TOOL,NES	3 536	18 255	10 791
513 CARBOXYLIC ACIDS,DERIVTS	23 045	7 170	4 078	746 BALL OR ROLLER BEARINGS	2 167	7 132	4 056
514 NITROGEN-FUNCT.COMPOUNDS	26 560	38 330	21 955	747 TAPS,COCKS,VALVES,ETC.	1 884	10 061	5 726
515 ORGANO-INORGANIC COMPNDS	16 292	54 639	30 809	748 TRANSMISSIONS SHAFTS ETC	18 193	28 319	16 050
516 OTHER ORGANIC CHEMICALS	8 785	8 163	4 675	749 NON-ELEC MACH.PARTS,ETC	1 895	13 155	7 473
522 INORGANIC CHEM.ELEMENTS	21 644	7 442	4 211	751 OFFICE MACHINES	390	1 495	855
523 METAL.SALTS,INORGAN.ACID	30 553	4 940	2 796	752 AUTOMATC.DATA PROC.EQUIP	153	2 205	1 230
524 OTHER CHEMICAL COMPOUNDS	1 695	1 398	775	759 PARTS,FOR OFFICE MACHINS	1 008	4 968	2 790
531 SYNTH.COLOURS,LAKES,ETC.	2 953	12 138	6 908	762 RADIO-BROADCAST RECEIVER	2	51	30
532 DYEING,TANNING MATERIALS	116	347	204	763 SOUND RECORDER,PHONOGRPH	3 709	38 609	21 914
533 PIGMENTS,PAINTS,ETC.	10 398	8 377	4 708	764 TELECOMM.EQUIP.PARTS NES	1 019	21 296	11 997
541 MEDICINES,ETC.EXC.GRPS42	12 045	46 116	26 101	771 ELECT POWER MACHNY.PARTS	375	2 729	1 518
542 MEDICAMENTS	679	4 208	2 394	772 ELEC.SWITCH.RELAY.CIRCUIT	6 632	49 661	28 173
551 ESSNTL.OIL,PERFUME,FLAVR	441	1 397	796	773 ELECTR DISTRIB.EQPT NES	2 777	5 294	2 997
553 PERFUMERY,COSMETICS,ETC.	45	231	127	774 ELECTRO-MEDCL,XRAY EQUIP	801	13 905	8 023
554 SOAP,CLEANERS,POLISH,ETC	5 128	2 456	1 386	775 DOM.ELEC, NON-ELEC.EQUIPT	822	1 926	1 089
562 FERTILIZER,EXCEPT GRP272	114 038	4 474	2 629	776 TRANSISTORS,VALVES,ETC.	213	3 701	2 086
571 POLYMERS OF ETHYLENE	3 558	918	511	778 ELECTRIC.MACH. APPART.NES	7 305	30 889	17 407
572 POLYMERS OF STYRENE	7 662	2 724	1 536	781 PASS.MOTOR VEHCLS.EX.BUS	496	2 823	1 610
573 POLYMERS,VINYL CHLORIDE	3 263	1 744	1 003	782 GOODS,SPCL TRANSPORT VEH	14 302	27 239	15 609
574 POLYACETAL,POLYCARBONATE	6 349	3 658	2 085	784 PARTS,TRACTORS,MOTOR VEH	164 178	195 829	112 621
575 OTH.PLASTIC,PRIMARY FORM	28 449	18 225	10 326	785 CYCLES,MOTORCYCLES ETC.	290	508	287
581 PLASTIC TUBE,PIPE,HOSE	533	982	550	786 TRAILERS,SEMI-TRAILR,ETC	121	359	209
582 PLASTIC PLATE,SHEETS,ETC	4 707	5 076	2 887	787 RAILWAY VEHICLES.EQUIPNT	3 748	18 453	10 479
583 MONOFILAMENT OF PLASTICS	138	387	220	792 AIRCRAFT,ASSEMBD.EQUIPNT	6	227	130
591 INSECTICIDES,ETC.	3 200	7 616	4 370	793 CPL IND PLANT CHAP 90/94	185	4 340	2 495
592 STARCHES,INULIN,ETC.	1 447	1 340	764	813 LIGHTNG FIXTURES ETC.NES	270	1 617	926
597 PREPRD ADDITIVES,LIQUIDS	3 076	1 787	1 009	821 FURNITURE,CUSHIONS,ETC.	8 631	6 499	4 913
598 MISC.CHEMICAL PRDCTS,NES	26 864	17 701	10 067	831 TRUNK,SUIT-CASES,BAG,ETC	126	1 190	109
600 CPL IND PLANT CHAP 69-76	156	123	75	848 CLOTHNG,NONTXTL;HEADGEAR	5	118	66
621 MATERIALS OF RUBBER	1 760	4 952	2 826	851 FOOTWEAR	47	80	42
625 RUBBER TYRES,TUBES,ETC.	654	429	239	871 OPTICAL INSTRUMENTS,NES	87	2 379	1 324
629 ARTICLES OF RUBBER, NES	6 514	15 941	9 175	872 MEDICAL INSTRUMENTS NES	432	13 283	7 398
633 CORK MANUFACTURES	6 71	222	127	873 METERS,COUNTERS,NES	237	4 094	2 339
634 VENEERS, PLYWOOD, ETC.	443	443	253	874 MEASURE,CONTROL INSTRMNT	1 921	34 233	19 559
635 WOOD MANUFACTURES, NES	35	217	122	881 PHOTOGRAPH APPAR.ETC.NES	218	3 948	2 219
641 PAPER AND PAPERBOARD	3 911	2 380	1 378	882 PHOTO.CINEMATOGRPH.SUPPL	210	904	510
642 PAPER,PAPERBOARD,CUT ETC	1 027	2 053	1 149	884 OPTICAL GOODS NES	6	1 699	958
651 TEXTILE YARN	1 606	2 214	1 268	885 WATCHES AND CLOCKS	183	3 234	1 840
652 COTTON FABRICS, WOVEN	126	184	104	891 ARMS AND AMMUNITION	12	1 196	723
653 FABRICS,MAN-MADE FIBRES	158	723	408	892 PRINTED MATTER	1 143	2 042	1 143
654 OTH.TEXTILE FABRIC,WOVEN	17	153	87	893 ARTICLES,NES,OF PLASTICS	4 429	6 133	3 495
656 TULLE,LACE,EMBROIDRY,ETC	49	204	113	894 BABY CARRIAGE,TOYS,GAMES	494	856	473
657 SPECIAL YARN,TXTL.FABRIC	864	5 114	2 906	895 OFFICE,STATIONERY SUPPLS	677	5 410	3 062
658 TEXTILE ARTICLES NES	8	77	42	896 WORKS OF ART,ANTIQU ETC	78	78	41
659 FLOOR COVERINGS,ETC.	350	435	251	897 GOLD,SILVERWARE,JEWL NES	2	2 031	1 166
662 CLAY,REFRCT,CONSTR.MATRL	49 752	10 699	6 204	898 MUSICAL INSTRUMENTS,ETC.	324	2 244	1 248
663 MINERAL MANUFACTURES,NES	18 907	9 964	5 768	899 MISC MANUFCTRD GOODS NES	152	2 080	1 182
664 GLASS	2 361	3 373	1 924	BERMUDA			
665 GLASSWARE	1 482	2 082	1 186	IMPORTS	75 343	2 580	1 394
666 POTTERY	160	363	193	057 FRUIT,NUTS EXCL.OIL NUTS	1 174	125	66
667 PEARLS,PRECIOUS STONES	*	*	*	112 ALCOHOLIC BEVERAGES	114	77	45
671 PIG IRON,SPIEGELEISN,ETC	6 849	1 963	1 122	334 PETROLEUM PRODUCTS	72 516	1 865	988
672 INGOTS ETC.IRON OR STEEL	9 856	703	386	542 MEDICAMENTS	6	110	66
673 FLAT-ROLLED IRON ETC.	688 279	59 844	34 351	667 PEARLS,PRECIOUS STONES	*	*	*
674 FLAT-ROLLED PLATED IRON	122 314	16 493	9 461				
675 FLAT-ROLLED, ALLOY STEEL	36 710	6 312	3 605				



7 IMPORTS AND EXPORTS (SPECIAL TRADE) BY COUNTRIES OF PRODUCTION AND CONSUMPTION AND BY GROUPS OF THE SITC-REV. III 1988

GROUP DESCRIPTION	DT = 100 KG	1 000 DM	1 000 \$	GROUP DESCRIPTION	DT = 100 KG	1 000 DM	1 000 \$
287 ORE, CONCENTR. BASE METALS	231 264	12 420	7 211	651 TEXTILE YARN	10 311	6 107	3 467
292 CRUDE VEG. MATERIALS, NES	1 244	976	563	658 TEXTILE ARTICLES NES	295	564	324
422 FIXED VEG. FAT, OILS, OTHER	71 165	4 335	2 553	695 TOOLS	315	481	272
598 MISC. CHEMICAL PRODS. NES	20 700	2 302	1 317	778 ELECTRIC. MACH. APPART. NES	167	2 291	1 284
635 WOOD MANUFACTURES, NES	362	76	43				
661 LIME, CEMENT, CONSTR. MATRL	429	71	42	EXPORTS	119 247	64 282	36 356
792 AIRCRAFT, ASSOCTD. EQUIPNT	4	417	238	061 SUGARS, MOLASSES, HONEY	7 692	353	191
821 FURNITURE, CUSHIONS, ETC.	913	108	62	081 ANIMAL FEED STUFF	350	95	54
EXPORTS	308 206	39 174	22 124	112 ALCOHOLIC BEVERAGES	523	111	61
022 MILK AND CREAM	1 760	333	186	232 SYNTHETIC RUBBER, ETC.	437	178	100
061 SUGARS, MOLASSES, HONEY	5 243	270	149	278 OTHER CRUDE MINERALS	1 090	79	43
081 ANIMAL FEED STUFF	208	68	31	292 CRUDE VEG. MATERIALS, NES	44	74	43
098 EDIBLE PROD. PREPRTRS, NES	497	595	337	335 RESIDUAL PETROL. PRODUCTS	5 892	524	299
232 SYNTHETIC RUBBER, ETC.	230	191	54	421 FIXED VEG. FAT, OILS, SOFT	750	120	64
278 OTHER CRUDE MINERALS	894	61	37	431 ANIMAL, VEG. FATS, OILS, NES	611	107	59
292 CRUDE VEG. MATERIALS, NES	77	71	38	511 HYDROCARBONS, NES, DERIVTS	515	131	79
334 PETROLEUM PRODUCTS	605	122	69	512 ALCOHOL, PHENOL, ETC. DERIV	2 023	651	370
335 RESIDUAL PETROL. PRODUCTS	9 985	974	543	513 CARBOXYLIC ACIDS, DERIVTS	1 153	299	165
421 FIXED VEG. FAT, OILS, SOFT	1 710	206	121	514 NITROGEN-FUNCT. COMPOUNDS	649	953	537
512 ALCOHOL, PHENOL, ETC. DERIV	1 327	294	165	515 ORGANO-INORGANIC COMPNDS	524	4 060	2 315
513 CARBOXYLIC ACIDS, DERIVTS	187	95	54	516 OTHER ORGANIC CHEMICALS	880	463	262
514 NITROGEN-FUNCT. COMPOUNDS	40	54	32	522 INORGANIC CHEM. ELEMENTS	7 177	1 002	557
515 ORGANO-INORGANIC COMPNDS	93	105	60	523 METAL. SALTS, INORGAN. ACID	2 324	330	184
516 OTHER ORGANIC CHEMICALS	34	50	30	531 SYNTH. COLOURS, LAKES, ETC.	472	1 366	778
522 INORGANIC CHEM. ELEMENTS	2 354	562	314	532 DYEING, TANNING MATERIALS	2 374	311	181
523 METAL. SALTS, INORGAN. ACID	10 301	504	284	533 PIGMENTS, PAINTS, ETC.	1 430	1 169	659
531 SYNTH. COLOURS, LAKES, ETC.	319	743	430	541 MEDICINES, ETC. EXC. GRP542	136	1 146	651
532 DYEING, TANNING MATERIALS	2 017	395	226	542 MEDICAMENTS	465	3 771	2 145
533 PIGMENTS, PAINTS, ETC.	352	430	242	551 ESSNTL. OIL, PERFUME, FLAVR	196	452	263
541 MEDICINES, ETC. EXC. GRP542	343	1 753	1 001	553 PERFUMERY, COSMETICS, ETC.	71	84	46
542 MEDICAMENTS	775	3 333	1 872	554 SOAP, CLEANERS, POLISH, ETC	1 980	576	319
551 ESSNTL. OIL, PERFUME, FLAVR	71	316	179	562 FERTILIZER, EXCEPT GRP272	20 008	151	90
553 PERFUMERY, COSMETICS, ETC.	28	78	44	571 POLYMERS OF ETHYLENE	591	166	93
554 SOAP, CLEANERS, POLISH, ETC	1 412	609	348	572 POLYMERS OF STYRENE	2 733	1 214	684
562 FERTILIZER, EXCEPT GRP272	232 238	4 783	2 707	574 POLYACETAL, POLYCARBONATE	889	270	153
575 OTH. PLASTIC, PRIMARY FORM	912	511	289	575 OTH. PLASTIC, PRIMARY FORM	3 045	766	441
582 PLASTIC PLATE, SHEETS, ETC	124	68	36	581 PLASTIC TUBE, PIPE, HOSE	31	146	81
591 INSECTICIDES, ETC.	2 151	2 555	1 446	582 PLASTIC PLATE, SHEETS, ETC	226	218	123
592 STARCHES, INULIN, ETC.	75	71	41	583 MONOFILAMENT OF PLASTICS	26	55	31
597 PREPRD ADDITIVES, LIQUIDS	300	132	73	591 INSECTICIDES, ETC.	1 284	1 880	1 087
598 MISC. CHEMICAL PRODS. NES	1 992	1 028	587	592 STARCHES, INULIN, ETC.	315	198	111
600 CPL IND PLANT CHAP 69-76	1 373	2 168	1 276	598 MISC. CHEMICAL PRODS. NES	2 236	1 213	693
625 RUBBER TYRES, TUBES, ETC.	536	76	45	629 ARTICLES OF RUBBER, NES	92	308	174
629 ARTICLES OF RUBBER, NES	52	113	65	635 WOOD MANUFACTURES, NES	105	66	37
641 PAPER AND PAPERBOARD	583	178	101	641 PAPER AND PAPERBOARD	3 357	988	564
642 PAPER, PAPERBOARD, CUT ETC	158	127	70	651 TEXTILE YARN	59	78	45
657 SPECIAL YARN, TXTL. FABRIC	99	64	32	662 CLAY, REFRCT. CONSTR. MATRL	480	60	36
663 MINERAL MANUFACTURES, NES	155	141	76	663 MINERAL MANUFACTURES, NES	473	425	242
664 GLASS	1 125	133	78	664 GLASS	995	96	56
665 GLASSWARE	49	62	36	673 FLAT-ROLLED IRON ETC.	13 470	1 255	732
673 FLAT-ROLLED IRON ETC.	12 324	891	484	676 IRON, STL. BAR, SHAPES ETC.	5 188	406	234
674 FLAT-ROLLED PLATED IRON	2 166	231	132	679 TUBES, PIPES, ETC. IRON, STL	1 936	319	183
676 IRON, STL. BAR, SHAPES ETC.	1 168	159	91	682 COPPER	49	61	33
694 NAILS, SCREWS, NUTS, ETC.	216	139	78	684 ALUMINIUM	4 834	3 432	1 907
695 TOOLS	306	501	285	692 CONTAINERS, STORAGE, TRNSP	58	118	65
696 CUTLERY	18	101	54	694 NAILS, SCREWS, NUTS, ETC.	452	311	172
699 MANUFACT. BASE METAL, NES	99	226	123	695 TOOLS	1 192	1 557	887
713 INTRNL COMBUS PSTN ENGIN	111	350	195	696 CUTLERY	17	121	62
716 ROTATING ELECTRIC PLANT	15	70	41	697 HOUSEHOLD EQUIPMENT, NES	119	112	68
721 AGRIC. MACHINES, EX. TRACTR	89	264	150	699 MANUFACT. BASE METAL, NES	1 546	939	540
722 TRACTORS	108	294	161	713 INTRNL COMBUS PSTN ENGIN	1 719	744	416
723 CIVIL ENGINEERING EQUIPT	438	222	128	716 ROTATING ELECTRIC PLANT	46	139	79
724 TEXTILE, LEATHER MACHINES	44	449	257	723 CIVIL ENGINEERING EQUIPT	442	1 251	689
725 PAPER, PULP MILL MACHINES	54	194	111	724 TEXTILE, LEATHER MACHINES	1 172	3 729	2 133
726 PRINTING, BOOKBINDING MACHS	340	2 500	1 425	725 PAPER, PULP MILL MACHINES	68	180	102
727 FOOD-PROCESS. MCH. NON DOM	173	843	455	726 PRINTING, BOOKBINDING MACHS	630	2 307	1 285
728 OTH. MACH, PTS, SPLC INDUSTR	262	146	78	727 FOOD-PROCESS. MCH. NON DOM	38	203	116
731 METAL REMOVAL WORK TOOLS	69	71	42	728 OTH. MACH, PTS, SPLC INDUSTR	419	1 464	827
735 PARTS, NES, FOR MACH-TOOLS	8	214	120	731 METAL REMOVAL WORK TOOLS	72	172	103
737 METALWORKING MACHNRY NES	15	87	49	733 MACH-TOOLS, METAL-WORKING	55	75	44
741 HEATING, COOLING EQUIP, PART	-	-	-	737 METALWORKING MACHNRY NES	21	72	40
743 PUMPS NES, CENTRIFUGS ETC	28	139	79	741 HEATING, COOLING EQUIP, PART	-	-	-
745 OTH. NONELEC MCH, TOOL, NES	49	208	120	742 PUMPS FOR LIQUIDS, PARTS	67	199	112
749 NON-ELECT MACH. PARTS, ETC	13	79	45	743 PUMPS NES, CENTRIFUGS ETC	36	168	92
751 OFFICE MACHINES	40	71	41	744 MECHANICAL HANDLING EQUIP	264	254	141
764 TELECOMM. EQUIP. PARTS NES	11	346	199	745 OTH. NONELEC MCH, TOOL, NES	192	582	336
772 ELEC. SWITCH. RELAY. CIRCUIT	33	221	124	746 BALL OR ROLLER BEARINGS	12	53	30
778 ELECTRIC. MACH. APPART. NES	16	92	50	747 TAPS, COCKS, VALVES, ETC.	13	77	44
781 PASS. MOTOR VEHCLS. EX. BUS	357	1 188	665	748 TRANSMISSIONS SHAFTS ETC	65	282	158
784 PARTS, TRACTORS, MOTOR VEH	200	819	463	749 NON-ELECT MACH. PARTS, ETC	23	164	89
793 SHIP, BOAT, FLOAT. STRUCTRS	4 400	1 095	593	751 OFFICE MACHINES	57	213	121
872 MEDICAL INSTRUMENTS NES	52	264	148	752 AUTOMATC. DATA PROC. EQUIP	6	96	53
874 MEASURE, CONTROL INSTRMNT	57	414	230	764 TELECOMM. EQUIP. PARTS NES	270	2 665	1 503
882 PHOTO. CINEMATOGRPH. SUPPL	26	72	41	771 ELECT POWER MACHNY. PARTS	129	234	133
893 ARTICLES, NES, OF PLASTICS	52	117	67	772 ELEC. SWITCH. RELAY. CIRCUIT	951	2 134	1 191
895 OFFICE, STATIONERY SUPPLS	170	587	325	773 ELECTR. DISTRI. EQPT NES	365	281	161
897 GOLD, SILVERWARE, JEWEL NES	-	56	32	774 ELECTRO-MEDCL. XRAY EQUIP	6	152	87
EL SALVADOR				776 TRANSISTORS, VALVES, ETC.	17	312	171
IMPORTS	600 015	309 429	176 262	778 ELECTRIC. MACH. APPART. NES	254	634	368
061 SUGARS, MOLASSES, HONEY	17 544	2 573	1 503	781 PASS. MOTOR VEHCLS. EX. BUS	830	2 767	1 569
071 COFFEE, COFFEE SUBSTITUTE	551 440	294 041	167 519	784 PARTS, TRACTORS, MOTOR VEH	857	1 395	786
222 OILSEED(SFT. FIX VEG. OIL)	13 800	1 811	1 025	813 LIGHTING FIXTURES ETC. NES	9	85	47
263 COTTON	5 241	661	353	871 OPTICAL INSTRUMENTS, NES	15	612	333
292 CRUDE VEG. MATERIALS, NES	280	562	321	872 MEDICAL INSTRUMENTS NES	20	407	230
				874 MEASURE, CONTROL INSTRMNT	125	1 398	804
				882 PHOTO. CINEMATOGRPH. SUPPL	526	910	516
				884 OPTICAL GOODS NES	-	88	45
				893 ARTICLES, NES, OF PLASTICS	174	296	165

## 7 IMPORTS AND EXPORTS (SPECIAL TRADE) BY COUNTRIES OF PRODUCTION AND CONSUMPTION AND BY GROUPS OF THE SITC-REV. III 1988

GROUP DESCRIPTION	DT = 100 KG	1 000 DM	1 000 \$	GROUP DESCRIPTION	DT = 100 KG	1 000 DM	1 000 \$
895 OFFICE, STATIONERY SUPPLS	86	474	264	629 ARTICLES OF RUBBER, NES	315	150	82
899 MISC MANUFCTRD GOODS NES	28	105	57	735 PARTS, NES, FOR MACH-TOOLS	48	568	323
NICARAGUA				764 TELECOMM. EQUIP. PARTS NES	36	215	128
IMPORTS				772 ELEC. SWITCH. RELAY. CIRCUIT	908	3 844	2 209
057 FRUIT, NUTS EXCL. OIL NUTS	162 958	14 660	8 406	778 ELECTRIC. MACH. APPART. NES	49	65	35
061 SUGARS, MOLASSES, HONEY	236	67	39	845 OTHR. TEXTILE APPAREL, NES	266	563	317
071 COFFEE, COFFEE SUBSTITUTE	118 669	67 405	37 938	EXPORTS			
121 TOBACCO, UNMANUFACTURED	225	224	130	048 CEREAL PREPARATIONS	11 238	508	299
222 OILSEED(SFT. FIX VEG. OIL)	5 319	921	525	054 VEGETABLES	100	100	57
263 COTTON	9 610	763	452	061 SUGARS, MOLASSES, HONEY	1 291	223	124
288 NON-FERROUS WASTE, SCRAP	1 564	195	114	081 ANIMAL FEED STUFF	1 010	384	218
291 CRUDE ANIMAL MATERLS. NES	1 213	54	31	112 ALCOHOLIC BEVERAGES	345	114	65
598 MISC. CHEMICAL PRODS. NES	1 263	141	83	232 SYNTHETIC RUBBER, ETC.	447	191	109
744 MECHANICAL HANDLNG EQUIP	209	100	57	83 274 SULPHUR, UNRSTD. IRON PYRS	1 620	63	36
762 RADIO-BROADCAST RECEIVER	22	652	384	292 CRUDE VEG. MATERIALS, NES	155	146	81
775 DOM. ELEC. NON-ELEC. EQUIPT	100	142	86	334 PETROLEUM PRODUCTS	638	148	80
871 OPTICAL INSTRUMENTS, NES	1	30	51	395 RESIDUAL PETROL. PRODUCTS	10 253	1 008	576
881 PHOTOGRAPH APPAR. ETC. NES	45	1 499	803	431 ANIMAL, VEG. FATS, OILS, NES	240	57	31
896 WORKS OF ART, ANTIQUE ETC	2	65	38	512 ALCOHOL, PHENOL, ETC. DERIV	965	438	242
EXPORTS				513 CARBOXYLIC ACIDS, DERIVTS	5 141	886	490
022 MILK AND CREAM	6 330	1 910	1 090	514 NITROGEN-FUNCT. COMPOUNDS	165	138	76
046 MEAL, FLOUR OF WHEAT, MSLN	20 010	1 278	753	515 ORGANIC-INORGANIC COMPNDS	579	1 139	656
048 CEREAL PREPARATIONS	2 001	225	134	516 OTHER ORGANIC CHEMICALS	207	142	78
054 VEGETABLES	175	82	49	522 INORGANIC CHEM. ELEMENTS	8 167	1 619	914
061 SUGARS, MOLASSES, HONEY	1 790	163	95	523 METAL. SALTS, INORGAN. ACID	47 721	2 066	1 167
112 ALCOHOLIC BEVERAGES	377	83	45	531 SYNTH. COLOURS, LAKES, ETC.	201	851	475
269 WORN CLOTHING, TEXTL. ARTL	574	106	59	532 DYING, TANNING MATERIALS	1 031	320	181
421 FIXED VEG. FAT, OILS, SOFT	2 824	448	240	533 PIGMENTS, PAINTS, ETC.	3 199	2 332	1 329
431 ANIMAL, VEG. FATS, OILS, NES	142	142	76	541 MEDICINES, ETC. EXC. GRP542	210	730	412
512 ALCOHOL, PHENOL, ETC. DERIV	2 283	401	220	542 MEDICAMENTS	460	1 884	1 057
515 ORGAND-INORGANIC COMPNDS	470	881	504	551 ESSNTL. OIL, PERFUME, FLAVR	352	786	442
522 INORGANIC CHEM. ELEMENTS	215	56	34	554 SOAP, CLEANERS, POLISH, ETC	2 850	891	501
523 METAL. SALTS, INORGAN. ACID	13 598	822	474	562 FERTILIZER, EXCEPT GRP272	13 031	884	500
533 PIGMENTS, PAINTS, ETC.	277	187	107	572 POLYMERS OF STYRENE	3 236	997	533
541 MEDICINES, ETC. EXC. GRP542	43	222	128	573 POLYMERS, VINYL CHLORIDE	3 272	578	338
542 MEDICAMENTS	35	298	171	574 POLYACETAL, POLYCARBONATE	873	385	220
575 OTH. PLASTIC, PRIMARY FORM	719	459	251	575 OTH. PLASTIC, PRIMARY FORM	10 529	1 758	995
581 PLASTIC TUBE, PIPE, HOSE	651	221	126	581 PLASTIC TUBE, PIPE, HOSE	236	677	382
591 INSECTICIDES, ETC.	4 006	3 362	1 928	582 PLASTIC PLATE, SHEETS, ETC	1 917	1 625	918
598 MISC. CHEMICAL PRODS. NES	1 166	2 013	1 096	591 INSECTICIDES, ETC.	3 601	3 910	2 241
629 ARTICLES OF RUBBER, NES	13	77	44	592 STARCHES, INULIN, ETC.	331	371	209
657 SPECIAL YARN, TXTL. FABRIC	89	92	53	597 PREPRD ADDITIVES, LIQUIDS	316	78	45
658 TEXTILE ARTICLES NES	36	66	35	598 MISC. CHEMICAL PRODS. NES	5 498	2 746	1 577
673 FLAT-ROLLED IRON ETC.	2 487	286	157	629 ARTICLES OF RUBBER, NES	58	257	149
679 TUBES, PIPES, ETC. IRON, STL	661	135	80	641 PAPER AND PAPERBOARD	1 666	876	501
695 TOOLS	188	310	173	642 PAPER, PAPERBOARD, CUT ETC	255	152	82
699 MANUFACTS. BASE METAL, NES	923	204	113	651 TEXTILE YARN	9	63	37
713 INTRNL COMBUS PSTN ENGIN	7	115	61	657 SPECIAL YARN, TXTL. FABRIC	89	199	115
723 CIVIL ENGINEERING EQUIPT	564	478	261	662 CLAY, REFRACT. CONSTR. MATRL	3 580	405	228
724 TEXTILE, LEATHER MACHINES	56	358	209	663 MINERAL MANUFACTURES, NES	358	460	252
726 PRINTNG, BOOKBINDNG MACHS	316	858	506	664 GLASS	794	139	81
728 OTH. MACH. PTS, SPCL INDUST	41	232	131	665 GLASSWARE	74	152	87
733 MACH-TOOLS, METAL-WORKING	25	197	104	673 FLAT-ROLLED IRON ETC.	31 603	2 071	1 226
741 HEATNG, COOLNG EQUIP, PART	.	.	674	674 FLAT-ROLLED PLATED IRON	40 841	2 789	2 229
742 PUMPS FOR LIQUIDS, PARTS	15	232	126	676 IRON, STL. BAR, SHAPES ETC.	3 743	400	229
743 PUMPS NES, CENTRIFUGS ETC	13	72	42	678 WIRE OF IRON DR STEEL	657	173	102
744 MECHANICAL HANDLING EQUIP	610	1 126	605	679 TUBES, PIPES, ETC. IRON, STL	962	159	90
745 OTH. NONELEC MCH, TOOL, NES	173	429	247	682 COPPER	90	91	52
747 TAPS, COCKS, VALVES, ETC.	29	237	140	683 NICKEL	63	192	103
748 TRANSMISSIONS SHAFTS ETC	34	269	157	684 ALUMINIUM	736	586	331
759 PARTS, FDR OFFICE MACHINS	4	481	274	687 TIN	40	57	32
764 TELECOMM. EQUIP. PARTS NES	7	232	133	692 CONTAINERS, STORAGE, TRNSP	215	106	60
771 ELECT POWER MACHNY. PARTS	74	53	31	693 WIRE PRODUCTS EXCL. ELECT	121	67	38
772 ELEC. SWITCH. RELAY. CIRCUIT	146	957	543	694 NAILS, SCREWS, NUTS, ETC.	428	324	186
773 ELECTR DISTRIB. EQPT NES	139	77	44	695 TOOLS	687	1 608	895
774 ELECTRO-MEDCL. XRAY EQUIP	15	273	159	696 CUTLERY	51	246	136
778 ELECTRIC. MACH. APPART. NES	13	84	48	697 HOUSEHOLD EQUIPMENT, NES	69	97	58
781 PASS. MOTOR VEHCLS. EX. BUS	85	181	103	699 MANUFACTS. BASE METAL, NES	363	599	342
782 GOODS, SPCL TRANSPORT VEH	575	128	74	713 INTRNL COMBUS PSTN ENGIN	100	438	249
784 PARTS, TRACTORS, MOTOR VEH	18	86	50	716 ROTATING ELECTRIC PLANT	127	202	115
848 CLOTHING, NONTXTL; HEADGEAR	6	100	55	723 CIVIL ENGINEERING EQUIPT	295	258	147
872 MEDICAL INSTRUMENTS NES	82	397	223	724 TEXTILE, LEATHER MACHINES	262	1 547	862
874 MEASURE, CONTROL INSTRMNT	21	223	129	725 PAPER, PULP MILL MACHINES	7	61	32
882 PHOTO. CINEMATOGRPH. SUPPL	40	73	41	726 PRINTNG, BOOKBINDNG MACHS	255	1 302	736
899 MISC MANUFCTRO GOODS NES	.	56	32	727 FOOD-PROCESS. MCH. NON DOM	211	1 367	775
COSTA RICA				728 OTH. MACH. PTS, SPCL INDUST	180	996	556
IMPORTS				731 METAL REMOVAL WORK TOOLS	15	103	56
057 FRUIT, NUTS EXCL. OIL NUTS	1 606 222	152 128	86 580	733 MACH-TOOLS, METAL-WORKING	13	79	48
058 FRUIT, PRESERVED, PREPARED	3 284	672	382	735 PARTS, NES, FOR MACH-TOOLS	42	525	296
059 FRUIT, VEGETABLE JUICES	1 467	487	277	741 HEATNG, COOLNG EQUIP, PART	.	.	.
071 COFFEE, COFFEE SUBSTITUTE	213 328	114 141	65 220	742 PUMPS FOR LIQUIDS, PARTS	137	547	308
072 COCOA	1 976	889	504	743 PUMPS NES, CENTRIFUGS ETC	110	400	230
263 COTTON	389	56	33	744 MECHANICAL HANDLNG EQUIP	260	721	410
288 NON-FERROUS WASTE, SCRAP	183	64	37	745 OTH. NONELEC MCH, TOOL, NES	304	1 541	863
291 CRUDE ANIMAL MATERLS. NES	3 634	517	293	747 TAPS, COCKS, VALVES, ETC.	15	118	66
292 CRUDE VEG. MATERIALS, NES	28 451	16 052	9 153	748 TRANSMISSIONS SHAFTS ETC	257	365	210
422 FIXED VEG. FAT, OILS, OTHER	29 355	1 948	1 080	749 NON-ELECT MACH. PARTS, ETC	76	440	252
514 NITROGEN-FUNCT. COMPOUNDS	30	584	349	751 OFFICE MACHINES	20	142	77
541 MEDICINES, ETC. EXC. GRP542	56	841	467	759 PARTS, FOR OFFICE MACHINS	1	100	59
583 MONOFILAMENT OF PLASTICS	8	55	30	764 TELECOMM. EQUIP. PARTS NES	383	1 597	897
625 RUBBER TYRES, TUBES, ETC.	559	235	128	771 ELECT POWER MACHNY. PARTS	63	137	78
				772 ELEC. SWITCH. RELAY. CIRCUIT	274	2 027	1 146
				773 ELECTR DISTRIB. EQPT NES	767	520	293
				774 ELECTRO-MEDCL. XRAY EQUIP	133	3 430	1 873
				778 ELECTRIC. MACH. APPART. NES	202	588	326
				781 PASS. MOTOR VEHCLS. EX. BUS	1 913	5 384	3 039
				784 PARTS, TRACTORS, MOTOR VEH	739	2 071	1 174

7 IMPORTS AND EXPORTS (SPECIAL TRADE) BY COUNTRIES OF PRODUCTION AND CONSUMPTION AND BY GROUPS OF THE SITC-REV. III 1988

GROUP DESCRIPTION	DT = 100 KG	1 000 DM	1 000 \$	GROUP DESCRIPTION	DT = 100 KG	1 000 DM	1 000 \$
786 TRAILERS, SEMI-TRAILR, ETC	114	88	49	678 WIRE OF IRON OR STEEL	172	56	33
831 TRUNK, SUIT-CASES, BAG, ETC	9	64	36	682 COPPER	152	100	54
844 WOMEN, GIRLS CLOTHNG. KNIT	12	171	100	684 ALUMINIUM	235	285	158
848 CLOTHNG, NONTXL; HEADGEAR	8	76	42	693 WIRE PRODUCTS EXCL. ELECT	137	63	36
851 FOOTWEAR	24	82	44	695 TOOLS	210	440	252
871 OPTICAL INSTRUMENTS, NES		57	33	699 MANUFACTS. BASE METAL, NES	111	152	85
872 MEDICAL INSTRUMENTS NES	44	765	429	711 STEAM GENER. BOILERS, ETC.	27	119	71
874 MEASURE, CONTROL INSTRMNT	48	1 078	605	712 STEAM TURBINES	7	141	80
881 PHOTOGRAPH APPAR. ETC. NES	316	2 835	1 597	713 INTRNL COMBUS PSTN ENGIN	210	1 346	774
882 PHOTO. CINEMATOGRPH. SUPPL	503	1 114	632	718 OTH. POWR. GENERING. MACHNRY	7	57	31
884 OPTICAL GOODS NES		97	55	726 PRINTING, BOOKBINDING MACHS	58	332	193
891 ARMS AND AMMUNITION	3	71	40	727 FOOD-PROCESS. MCH. NON DOM	10	116	66
892 PRINTED MATTER	161	309	174	728 OTH. MACH. PTS. SPCL INDUST	85	474	274
893 ARTICLES, NES, OF PLASTICS	232	470	270	733 MACH-TOOLS, METAL-WORKING	32	69	42
895 OFFICE, STATIONERY SUPPLS	90	326	176	741 HEATING, COOLNG EQUIP, PART	*	*	*
898 MUSICAL INSTRUMENTS, ETC.	6	67	35	742 PUMPS FOR LIQUIDS, PARTS	52	366	201
899 MISC MANUFCTRD GOODS NES	31	216	117	743 PUMPS NES, CENTRIFUGS ETC	30	170	100
				744 MECHANICAL HANDLNG EQUIP	12	86	51
PANAMA				745 OTH. NONELEC MCH, TOOL, NES	81	657	375
IMPORTS	2 599 029	274 961	156 776	746 BALL OR ROLLER BEARINGS	2 451	5 510	3 119
017 MEAT, OFFL. PRPD, PRSVD, NES	51	128	76	747 TAPS, COCKS, VALVES, ETC.	255	359	201
034 FISH, FRESH, CHILLED, FROZN	247	259	148	748 TRANSMISSIONS SHAFTS ETC	23	78	49
057 FRUIT, NUTS EXCL. OIL NUTS	2 250 040	251 296	143 357	749 NON-ELECT MACH. PARTS, ETC	9	69	39
058 FRUIT, PRESERVED, PREPARED	23 024	3 014	1 722	751 OFFICE MACHINES	63	237	131
071 COFFEE, COFFEE SUBSTITUTE	6 315	2 857	1 612	759 PARTS, FOR OFFICE MACHINS	2	55	31
112 ALCOHOLIC BEVERAGES	132	93	53	764 TELECOMM. EQUIP. PARTS NES	11	252	147
222 OILSEED(SFT. FIX VEG. OIL)	1 000	168	95	772 ELEC. SWITCH. RELAY. CIRCUIT	26	62	33
263 COTTON	2 276	357	200	774 ELECTRO-MEDCL. XRAY EQUIP	1	58	34
268 WOOL, OTHER ANIMAL HAIR	158	150	89	776 TRANSISTORS, VALVES, ETC.		654	384
278 OTHER CRUDE MINERALS	9 019	695	382	778 ELECTRIC. MACH. APPART. NES	47	126	72
292 CRUDE VEG. MATERIALS, NES	1 441	734	422	781 PASS. MOTOR VEHCLS. EX. BUS	1 064	3 628	2 131
411 ANIMAL OILS AND FATS	11 558	605	360	784 PARTS, TRACTORS, MOTOR VEH	373	1 328	748
511 HYDROCARBONS, NES, DERIVTS	21 800	1 418	798	785 CYCLES, MOTORCYCLES ETC.	68	125	70
513 CARBOXYLIC ACIDS, DERIVTS	13	618	347	793 SHIP, BOAT, FLOAT. STRUCTRS	191 345	31 299	18 009
515 ORGANO-INORGANIC COMPNDS	5	60	33	813 LIGHTNG FIXTURES ETC. NES	5	78	43
572 POLYMERS OF STYRENE	200	76	43	841 MENS, BOYS CLOTHNG, X-KNIT	9	70	36
634 VENEERS, PLYWOOD, ETC.	1 137	331	182	842 WOMEN, GIRL CLOTHNG, XKNIT	134	468	254
642 PAPER, PAPERBOARD, CUT ETC	421	141	79	844 WOMEN, GIRLS CLOTHNG. KNIT	78	349	189
667 PEARLS, PRECIOUS STONES	*	*	*	851 FOOTWEAR	454	1 300	724
793 SHIP, BOAT, FLOAT. STRUCTRS	268 888	8 103	4 640	872 MEDICAL INSTRUMENTS NES	10	324	181
881 PHOTOGRAPH APPAR. ETC. NES	12	727	402	874 MEASURE, CONTROL INSTRMNT	18	512	293
884 OPTICAL GOODS NES	5	181	102	881 PHOTOGRAPH APPAR. ETC. NES	5	84	50
891 ARMS AND AMMUNITION	10	210	111	882 PHOTO. CINEMATOGRPH. SUPPL	19	59	34
896 WORKS OF ART, ANTIQUE ETC	6	790	449	884 OPTICAL GOODS NES	1	147	84
899 MISC MANUFCTRD GOODS NES	14	99	53	885 WATCHES AND CLOCKS	1	151	242
971 GOLD, NONMONTRY EXCL ORES		185	99	891 ARMS AND AMMUNITION	18	52	30
				892 PRINTED MATTER	107	153	89
EXPORTS	395 995	99 812	56 979	893 ARTICLES, NES, OF PLASTICS	603	282	158
024 CHEESE AND CURD	1 217	337	184	895 OFFICE, STATIONERY SUPPLS	23	130	76
048 CEREAL PREPARATIONS	20 055	869	493	897 GOLD, SILVERWARE, JEWL NES	1	807	1 054
054 VEGETABLES	130	176	97	899 MISC MANUFCTRD GOODS NES	6	67	37
081 ANIMAL FEED STUFF	333	68	40	971 GOLD, NONMONTRY EXCL ORES	1 113	649	649
098 EDIBLE PROD. PREPRTNS, NES	108	272	155				
112 ALCOHOLIC BEVERAGES	1 240	354	201	ANGUILLA			
278 OTHER CRUDE MINERALS	2 454	71	40	IMPORTS	16	6	4
292 CRUDE VEG. MATERIALS, NES	106	95	55	EXPORTS	100	110	62
334 PETROLEUM PRODUCTS	247	56	32	CUBA			
335 RESIDUAL PETROL. PRODUCTS	1 181	110	63	IMPORTS	1 284 359	128 296	71 986
421 FIXED VEG. FAT, OILS, SOFT	1 501	78	46	036 CRUSTACEANS, MOLLUSCS ETC	499	2 368	1 360
512 ALCOHOL, PHENOL, ETC. DERIV	303	171	98	037 FISH ETC. PREPD, PRSVD. NES	3 166	1 077	632
513 CARBOXYLIC ACIDS, DERIVTS	370	142	85	059 FRUIT, VEGETABLE JUICES	30 727	8 335	4 623
515 ORGANO-INORGANIC COMPNDS	80	246	138	061 SUGARS, MOLASSES, HONEY	13 745	1 912	1 083
522 INORGANIC CHEM. ELEMENTS	896	134	74	071 COFFEE, COFFEE SUBSTITUTE	1 972	1 048	600
529 METAL. SALTS, INDRGAN. ACID	3 203	240	136	072 COCOA	9 309	6 445	3 686
531 SYNTH. COLOURS, LAKES, ETC.	549	1 048	596	112 ALCOHOLIC BEVERAGES	835	242	132
532 DYEING, TANNING MATERIALS	2 420	368	207	121 TOBACCO, UNMANUFACTURED	4 816	2 416	1 379
533 PIGMENTS, PAINTS, ETC.	904	716	408	122 TOBACCO, MANUFACTURED	117	2 602	1 473
541 MEDICINES, ETC. EXC. GRP542	238	5 878	3 269	287 ORE, CONCENTR. BASE METALS	20 501	411	226
542 MEDICAMENTS	1 491	17 569	9 966	289 PREC. METAL ORES, CONCTRTS	145	5 165	2 836
551 ESSNTL. OIL, PERFUME, FLAVR	45	121	72	291 CRUDE ANIMAL MATERLS. NES	3 533	1 028	581
553 PERFUMERY, COSMETICS, ETC.	456	1 001	573	333 PETROLEUM OILS, CRUDE	309 550	4 778	2 722
554 SOAP, CLEANERS, POLISH, ETC	994	340	194	334 PETROLEUM PRODUCTS	876 983	22 939	13 498
562 FERTILIZER, EXCEPT GRP272	127 600	2 569	1 457	522 INORGANIC CHEM. ELEMENTS	60	109	64
572 POLYMERS OF STYRENE	1 059	280	159	657 SPECIAL YARN, TXTL. FABRIC	6 035	600	333
573 POLYMERS, VINYL CHLORIDE	850	205	116	672 INGOTS ETC. IRON OR STEEL	358	107	61
575 OTH. PLASTIC, PRIMARY FORM	343	174	97	842 WOMEN, GIRL CLOTHNG, XKNIT	23	64	38
582 PLASTIC PLATE, SHEETS, ETC	469	358	203	872 MEDICAL INSTRUMENTS NES	4	85	48
591 INSECTICIDES, ETC.	885	1 231	715	896 WORKS OF ART, ANTIQUE ETC	103	1 850	1 046
597 PREPRD ADDITIVES, LIQUIDS	466	194	112	961 COIN NONGOLD NONCURRENT	8	863	490
598 MISC. CHEMICAL PRDCTS. NES	430	838	471	971 GOLD, NONMONTRY EXCL ORES	45	61 567	33 775
613 FURSKINS, TANNED, DRESSED	31	130	75	EXPORTS	1 163 324	158 881	90 310
625 RUBBER TYRES, TUBES, ETC.	536	105	58	017 MEAT, OFFL. PRPD, PRSVD, NES	103	83	48
629 ARTICLES OF RUBBER, NES	22	135	76	022 MILK AND CREAM	21 475	5 617	3 190
641 PAPER AND PAPERBOARD	787	306	178	041 WHEAT, MESLIN, UNMILLED	157 391	3 753	1 991
651 TEXTILE YARN	33	127	71	046 MEAL, FLOUR OF WHEAT, MSLN	805 781	21 664	12 495
657 SPECIAL YARN, TXTL. FABRIC	14	69	40	058 FRUIT, PRESERVED, PREPARED	82	84	47
662 CLAY, REFRCT. CONSTR. MATRL	1 068	131	77	062 SUGAR CONFECTIONERY	102	70	39
663 MINERAL MANUFACTURES, NES	159	180	105	098 EDIBLE PROD. PREPRTNS, NES	26	154	83
664 GLASS	2 592	393	232	111 NON-ALCOHOL. BEVERAGE, NES	1 912	221	128
665 GLASSWARE	477	442	251	112 ALCOHOLIC BEVERAGES	5 095	726	420
666 POTTERY	40	111	59	273 STONE, SAND AND GRAVEL	5 178	482	266
667 PEARLS, PRECIOUS STONES	*	*	*	278 OTHER CRUDE MNERALS	1 359	132	74
673 FLAT-ROLLED IRON ETC.	1 353	90	56				
674 FLAT-ROLLED PLATED IRON	10 479	1 716	982				
675 FLAT-ROLLED, ALLOY STEEL	784	71	42				
676 IRON, STL. BAR, SHAPES ETC.	4 772	274	159				

## 7 IMPORTS AND EXPORTS (SPECIAL TRADE) BY COUNTRIES OF PRODUCTION AND CONSUMPTION AND BY GROUPS OF THE SITC-REV. III 1988

GROUP DESCRIPTION	DT = 100 KG	1 000 DM	1 000 \$	GROUP DESCRIPTION	DT = 100 KG	1 000 DM	1 000 \$
292 CRUDE VEG. MATERIALS, NES	669	729	423	884 OPTICAL GOODS NES	24	670	380
334 PETROLEUM PRODUCTS	49 683	4 720	2 813	893 ARTICLES, NES, OF PLASTICS	77	699	397
335 RESIDUAL PETROL. PRODUCTS	1 085	152	86	895 OFFICE, STATIONERY SUPPLS	142	730	422
431 ANIMAL, VEG. FATS, OILS, NES	2 116	327	179	898 MUSICAL INSTRUMENTS, ETC.	21	163	91
511 HYDROCARBONS, NES, DERIVTS	94	131	74	899 MISC MANUFCTRD GOODS NES	14	366	204
512 ALCOHOL, PHENOL, ETC. DERIV	4 223	1 507	843	971 GOLD, NONMUNTRY EXCL ORES		273	154
513 CARBOXYLIC ACIDS, DERIVTS	3 375	1 398	792				
514 NITROGEN-FUNCT. COMPOUNDS		409	234	ST CHRISTOPH			
515 ORGANO-INORGANIC COMPNDS	1 686	1 541	872				
516 OTHER ORGANIC CHEMICALS	4 079	1 076	601	IMPORTS	2	16	10
522 INORGANIC CHEM. ELEMENTS	2 331	1 009	580				
523 METAL, SALTS, INORGAN. ACID	19 784	1 507	859	EXPORTS	484	158	85
524 OTHER CHEMICAL COMPOUNDS	14	257	139				
531 SYNTH. COLOURS, LAKES, ETC.	527	1 569	912	HAITI			
533 PIGMENTS, PAINTS, ETC.	3 294	1 949	1 135				
541 MEDICINES, ETC. EXC. GRP542	229	1 623	910	IMPORTS	34 525	12 902	7 342
542 MEDICAMENTS	799	2 530	1 439				
553 PERFUMERY, COSMETICS, ETC.	910	841	485	057 FRUIT, NUTS EXCL. OIL NUTS	328	90	51
554 SOAP, CLEANERS, POLISH, ETC.	2 173	722	417	058 FRUIT, PRESERVED, PREPARED	4 967	657	377
562 FERTILIZER, EXCEPT GRP272	256	68	37	061 SUGARS, MOLASSES, HONEY	322	64	36
571 POLYMERS OF ETHYLENE	9 816	2 621	1 483	071 COFFEE, COFFEE SUBSTITUTE	4 361	1 565	894
573 POLYMERS, VINYL CHLORIDE	674	208	116	072 COCOA	17 883	5 289	2 990
574 POLYACETAL, POLYCARBONATE	1 036	275	155	075 SPICES	496	75	42
575 OTH. PLASTIC, PRIMARY FORM	2 239	995	560	263 COTTON	2 524	500	274
581 PLASTIC TUBE, PIPE, HOSE	31	184	101	292 CRUDE VEG. MATERIALS, NES	237	171	95
582 PLASTIC PLATE, SHEETS, ETC	249	418	232	551 ESSNTL. OIL, PERFUME, FLAVR	36	367	215
591 INSECTICIDES, ETC.	8 189	6 738	3 953	642 PAPER, PAPERBOARD, CUT ETC	48	90	49
592 STARCHES, INULIN, ETC.	1 570	1 037	572	657 SPECIAL YARN, TXTL. FABRIC	1 555	197	116
598 MISC. CHEMICAL PRODTS. NES	5 073	3 862	2 189	657 HOUSEHOLD EQUIPMENT, NES	249	671	380
621 MATERIALS OF RUBBER	19	84	49	776 TRANSISTORS, VALVES, ETC.	7	266	150
625 RUBBER TYRES, TUBES, ETC.	64	86	47	821 FURNITURE, CUSHIONS, ETC.	54	62	34
629 ARTICLES OF RUBBER, NES	9	107	56	841 MENS, BOYS CLOTHNG, X-KNIT	628	1 037	614
641 PAPER AND PAPERBOARD	2 918	854	478	846 CLOTHING ACCESSRS, FABRIC	250	1 208	692
642 PAPER, PAPERBOARD, CUT ETC	1 013	761	432	893 ARTICLES, NES, OF PLASTICS	41	69	37
655 KNIT. CROCHET. FABRIC NES	5	60	34	899 MISC MANUFCTRD GOODS NES	370	269	155
656 TULLE, LACE, EMBROIDRY, ETC	17	92	52				
657 SPECIAL YARN, TXTL. FABRIC	584	544	304	EXPORTS	413 390	51 768	29 218
663 MINERAL MANUFACTURES, NES	262	784	448				
664 GLASS	115	178	102	022 MILK AND CREAM	40 782	6 416	3 632
665 GLASSWARE	1 450	1 798	1 052	048 CEREAL PREPARATIONS	6 000	790	437
671 PIG IRON, SPIEGELEISN, ETC	1 940	246	140	112 ALCOHOLIC BEVERAGES	5 274	766	430
673 FLAT-ROLLED IRON ETC.	1 656	160	90	292 CRUDE VEG. MATERIALS, NES	574	245	140
675 FLAT-ROLLED, ALLOY STEEL	397	345	195	335 RESIDUAL PETROL. PRODUCTS	2 446	267	149
676 IRON, STL. BAR, SHAPES ETC.	2 733	695	389	421 FIXED VEG. FAT, OILS, SOFT	335 010	26 848	15 096
678 WIRE OF IRON OR STEEL	1 469	545	303	431 ANIMAL, VEG. FATS, OILS, NES	396	69	40
679 TUBES, PIPES, ETC. IRON, STL	6 235	1 350	796	513 CARBOXYLIC ACIDS, DERIVTS	432	72	43
681 SILVER, PLATINUM, ETC.		68	38	522 INORGANIC CHEM. ELEMENTS	538	101	57
682 COPPER	40	89	53	523 METAL, SALTS, INORGAN. ACID	2 644	158	87
683 NICKEL	51	991	558	531 SYNTH. COLOURS, LAKES, ETC.	30	72	40
684 ALUMINIUM	200	241	139	533 PIGMENTS, PAINTS, ETC.	152	107	60
685 LEAD	746	137	80	541 MEDICINES, ETC. EXC. GRP542	106	349	197
686 ZINC	34	64	36	542 MEDICAMENTS	483	1 364	767
689 MISC. NON-FERR. BASE METAL	12	131	71	553 PERFUMERY, COSMETICS, ETC.	216	416	233
692 CONTAINERS, STORAGE, TRNSP	16	148	86	554 SOAP, CLEANERS, POLISH, ETC	322	186	102
693 WIRE PRODUCTS EXCL. ELECT	18	67	39	573 POLYMERS, VINYL CHLORIDE	360	115	65
694 NAILS, SCREWS, NUTS, ETC.	70	73	43	581 PLASTIC TUBE, PIPE, HOSE	157	80	46
695 TOOLS	172	585	333	582 PLASTIC PLATE, SHEETS, ETC	34	54	30
699 MANUFACT. BASE METAL, NES	2 636	1 865	1 093	591 INSECTICIDES, ETC.	432	93	52
713 INTRNL COMBUS PSTN ENGIN	355	1 141	647	592 STARCHES, INULIN, ETC.	192	88	52
716 ROTATING ELECTRIC PLANT	118	399	232	598 MISC. CHEMICAL PRODTS. NES	253	134	75
721 AGRIC. MACHINES, EX. TRACTR	42	69	39	642 PAPER, PAPERBOARD, CUT ETC	64	87	48
723 CIVIL ENGINEERING EQUIPT	823	2 407	1 365	662 CLAY, REFRCT. CONSTR. MATRL	2 543	485	281
724 TEXTILE, LEATHER MACHINES	189	2 420	1 371	663 MINERAL MANUFACTURES, NES	681	261	148
725 PAPER, PULP MILL MACHINES	38	400	233	664 GLASS	397	98	54
726 PRINTNG, BOOKBINDNG MACHS	48	1 292	755	665 GLASSWARE	123	73	39
727 FOOD-PROCESS. MCH. NON DOM	6	96	55	676 IRON, STL. BAR, SHAPES ETC.	581	67	40
728 OTH. MACH. PTS, SPCL INDUST	1 016	4 431	2 479	679 TUBES, PIPES, ETC. IRON, STL	2 896	428	252
731 METAL REMOVAL WORK TOOLS	176	1 876	1 036	682 COPPER	280	171	97
733 MACH-TOOLS, METAL-WORKING	146	830	472	691 METALLIC STRUCTURES NES	366	267	159
735 PARTS, NES, FOR MACH-TOOLS	32	524	292	694 NAILS, SCREWS, NUTS, ETC.	270	248	147
737 METALWORKING MACHNRY NES	6	68	40	695 TOOLS	301	378	218
741 HEATNG, COOLNG EQUIP, PART				696 CUTLERY	39	122	67
742 PUMPS FOR LIQUIDS, PARTS	1 146	5 942	3 221	699 MANUFACT. BASE METAL, NES	318	262	148
743 PUMPS NES, CENTRIFUGS ETC	726	2 795	1 607	716 ROTATING ELECTRIC PLANT	138	313	185
744 MECHANICAL HANDLNG EQUIP	149	321	174	723 CIVIL ENGINEERING EQUIPT	56	101	57
745 OTH. NONELEC MCH, TOOL, NES	40	685	381	724 TEXTILE, LEATHER MACHINES	34	184	104
746 BALL OR ROLLER BEARINGS	256	458	256	725 PAPER, PULP MILL MACHINES	33	81	48
747 TAPS, COCKS, VALVES, ETC.	19	219	130	726 PRINTNG, BOOKBINDNG MACHS	28	156	85
748 TRANSMISSIONS SHAFTS ETC	57	388	220	728 OTH. MACH. PTS, SPCL INDUST	220	543	314
749 NON-ELECT MACH. PARTS, ETC	71	811	462	731 METAL REMOVAL WORK TOOLS	17	59	34
751 OFFICE MACHINES	8	82	46	735 PARTS, NES, FOR MACH-TOOLS	5	64	35
752 AUTOMATC. DATA PROC. EQUIP	2	267	148	737 METALWORKING MACHNRY NES	72	66	34
763 SOUND RECORDER, PHONOGRPH	5	289	159	741 HEATNG, COOLNG EQUIP, PART			
764 TELECOMM. EQUIP. PARTS NES	17	601	349	742 PUMPS FOR LIQUIDS, PARTS	10	55	32
771 ELECT POWER MACHNY, PARTS	19	232	137	748 TRANSMISSIONS SHAFTS ETC	14	94	52
772 ELEC. SWITCH. RELAY. CIRCUIT	25	303	169	749 NON-ELECT MACH. PARTS, ETC	107	154	88
774 ELECTRO-MEDCL. XRAY EQUIP	394	8 704	5 020	772 ELEC. SWITCH. RELAY. CIRCUIT	155	1 446	803
776 TRANSISTORS, VALVES, ETC.	34	131	71	773 ELECTR DISTRIB. EQPT NES	38	189	105
778 ELECTRIC MACH. APPART. NES	199	2 292	1 348	781 PASS. MOTOR VEHCLS. EX. BUS	289	1 023	586
781 PASS. MOTOR VEHCLS. EX. BUS	320	576	326	782 GOODS, SPCL TRANSPORT VEH	203	93	55
784 PARTS, TRACTORS, MOTOR VEH	937	830	463	784 PARTS, TRACTORS, MOTOR VEH	149	555	317
813 LIGHTNG FIXTURES ETC. NES	10	53	32	793 SHIP, BOAT, FLDAT. STRUCTRS	18	50	30
848 CLOTHING, NONTXTL; HEADGEAR	7	88	48	813 LIGHTNG FIXTURES ETC. NES	91	52	31
851 FOOTWEAR	10	124	66	821 FURNITURE, CUSHIONS, ETC.	106	122	65
871 OPTICAL INSTRUMENTS, NES	17	846	493	872 MEDICAL INSTRUMENTS NES	65	255	147
872 MEDICAL INSTRUMENTS NES	699	10 921	6 256	874 MEASURE, CONTROL INSTRMNT	15	308	172
874 MEASURE, CONTROL INSTRMNT	102	2 810	1 592	882 PHOTD. CINEMATOGRPH. SUPPL	39	60	34
881 PHOTOGRAPH APPAR. ETC. NES	31	804	446	892 PRINTED MATTER	198	1 020	552
882 PHOTO. CINEMATOGRPH. SUPPL	622	992	565	893 ARTICLES, NES, OF PLASTICS	286	441	253

7 IMPORTS AND EXPORTS (SPECIAL TRADE) BY COUNTRIES OF PRODUCTION AND CONSUMPTION AND BY GROUPS OF THE SITC-REV. III 1988

GROUP DESCRIPTION	DT = 100 KG	1 000 DM	1 000 \$	GROUP DESCRIPTION	DT = 100 KG	1 000 DM	1 000 \$
895 OFFICE, STATIONERY SUPPLS	112	151	80	514 NITROGEN-FUNCT.COMPOUNDS	461	505	289
897 GOLD, SILVERWARE, JEWEL NES	1	174	98	515 ORGANO-INORGANIC COMPNDS	345	329	184
899 MISC MANUFCTRD GOODS NES	43	301	177	516 OTHER ORGANIC CHEMICALS	212	153	84
<b>BAHAMAS</b>				522 INORGANIC CHEM.ELEMENTS	1 986	653	368
<b>IMPORTS</b>				523 METAL.SALTS, INDRGAN.ACID	19 813	1 302	735
036 CRUSTACEANS, MOLLUSCS ETC	67	310	174	524 OTHER CHEMICAL COMPOUNDS	1 205	137	78
057 FRUIT, NUTS EXCL.OIL NUTS	269	66	39	531 SYNTH.COLOURS, LAKES, ETC.	222	649	372
112 ALCOHOLIC BEVERAGES	6 538	4 599	2 616	532 DYING, TANNING MATERIALS	1 355	361	204
513 CARBOXYLIC ACIDS, DERIVTS	5	254	135	533 PIGMENTS, PAINTS, ETC.	1 916	986	568
515 ORGANO-INORGANIC COMPNDS		66	38	541 MEDICINES, ETC. EXC.GRP542	198	838	466
541 MEDICINES, ETC. EXC.GRP542		5 885	3 341	542 MEDICAMENTS	590	3 230	1 836
542 MEDICAMENTS		90	50	551 ESSNTL. DIL, PERFUME, FLAVR	32	121	67
752 AUTOMATC.DATA PROC.EQUIP	103	615	372	553 PERFUMERY, COSMETICS, ETC.	74	132	74
772 ELEC.SWITCH.RELAY.CIRCUT	14	84	51	554 SOAP, CLEANERS, POLISH, ETC	2 869	843	478
821 FURNITURE, CUSHIONS, ETC.	86	90	51	571 POLYMERS OF ETHYLENE	1 508	410	231
<b>EXPORTS</b>				572 POLYMERS OF STYRENE	625	164	93
022 MILK AND CREAM	2 030	258	146	573 POLYMERS, VINYL CHLORIDE	1 950	572	325
024 CHEESE AND CURD	190	61	34	574 POLYACETAL, POLYCARBONATE	2 918	660	382
061 SUGARS, MOLASSES, HONEY	7 235	326	183	575 OTH.PLASTIC, PRIMARY FORM	3 198	1 270	721
111 NON-ALCOHOL. BEVERAGE, NES	382	102	59	581 PLASTIC TUBE, PIPE, HOSE	150	251	142
112 ALCOHOLIC BEVERAGES	74 533	10 023	5 705	582 PLASTIC PLATE, SHEETS, ETC	154	181	104
512 ALCOHOL, PHENOL, ETC. DERIV	706	267	151	591 INSECTICIDES, ETC.	2 098	1 610	927
514 NITROGEN-FUNCT.COMPOUNDS	2	78	46	592 STARCHES, INULIN, ETC.	524	245	137
515 ORGANO-INORGANIC COMPNDS	822	8 848	5 006	597 PREPRD ADDITIVES, LIQUIDS	243	71	42
516 OTHER ORGANIC CHEMICALS	116	266	143	598 MISC.CHEMICAL PROOTS.NES	1 990	1 498	860
542 MEDICAMENTS	3	55	32	629 ARTICLES OF RUBBER, NES	88	223	129
581 PLASTIC TUBE, PIPE, HOSE	21	115	66	641 PAPER AND PAPERBOARD	2 030	620	355
635 WOOD MANUFACTURES, NES	10	62	36	642 PAPER, PAPERBOARD, CUT ETC	412	406	229
642 PAPER, PAPERBOARD, CUT ETC	1 484	304	164	651 TEXTILE YARN	45	56	33
665 GLASSWARE	171	177	97	657 SPECIAL YARN, TXTL.FABRIC	69	281	166
666 POTTERY	47	315	179	663 MINERAL MANUFACTURES, NES	2 770	1 686	963
676 IRON, STL.BAR, SHAPES ETC.	9 477	864	494	664 GLASS	1 384	201	116
723 CIVIL ENGINEERING EQUIPT	249	285	168	665 GLASSWARE	79	116	64
726 PRINTNG, BOOKBINDNG MACHS	14	148	84	666 POTTERY	42	166	90
743 PUMPS NES, CENTRIFUGS ETC	48	165	94	673 FLAT-ROLLED IRON ETC.	475	94	52
744 MECHANICAL HANDLING EQUIP	458	627	361	674 FLAT-ROLLED PLATED IRON	5 334	903	530
761 TELEVISION RECEIVERS ETC	69	783	447	675 FLAT-ROLLED, ALLOY STEEL	38	113	67
771 ELECT POWER MACHNY, PARTS	27	141	81	676 IRON, STL.BAR, SHAPES ETC.	1 440	110	61
773 ELECTR DISTRIBT.EQPT NES	13	151	84	683 NICKEL	4	56	33
778 ELECTRIC.MACH. APPART.NES	5	61	34	684 ALUMINIUM	975	1 084	615
781 PASS.MOTOR VEHCLS.EX.BUS	183	508	293	685 LEAD	53	60	35
793 SHIP, BOAT, FLOAT. STRUCTRS	7 500	825	453	693 WIRE PRODUCTS EXCL.ELECT	61	35	19
821 FURNITURE, CUSHIONS, ETC.	39	90	50	694 NAILS, SCREWS, NUTS, ETC.	395	158	92
831 TRUNK, SUIT-CASES, BAG, ETC	22	363	206	695 TOOLS	688	1 032	600
892 PRINTED MATTER	53	143	87	699 MANUFACTS.BASE METAL.NES	169	230	125
896 WORKS OF ART, ANTIQUE ETC		153	87	713 INTRNL COMBUS PSTN ENGIN	106	377	207
897 GOLD, SILVERWARE, JEWEL NES		1 915	1 084	716 ROTATING ELECTRIC PLANT	30	56	30
961 COIN NONGOLD NONCURRENT		51	31	721 AGRIC.MACHINES, EX.TRACTR	369	316	188
972		71	43	723 CIVIL ENGINEERING EQUIPT	255	619	350
<b>TURKS CAICOS</b>				724 TEXTILE, LEATHER MACHINES	476	1 560	895
<b>IMPORTS</b>				726 PRINTNG, BOOKBINDNG MACHS	21	171	96
<b>EXPORTS</b>				727 FOOD-PROCESS.MCH.NOI DOM	61	252	144
112 ALCOHOLIC BEVERAGES	2 504	351	199	728 OTH.MACH,PTS, SPCL INDUST	359	1 228	700
<b>DOMINIC REP</b>				731 METAL REMOVAL WORK TOOLS	508	1 077	635
<b>IMPORTS</b>				735 PARTS, NES, FOR MACH-TOOLS	17	207	121
054 VEGETABLES	172	159	92	741 HEATING, COOLNG EQUIP, PART			
057 FRUIT, NUTS EXCL.OIL NUTS	23 432	2 884	1 614	743 PUMPS NES, CENTRIFUGS ETC	69	371	206
058 FRUIT, PRESERVED, PREPARED	1 605	465	266	744 MECHANICAL HANDLING EQUIP	364	473	266
059 FRUIT, VEGETABLE JUICES	624	189	107	745 OTH.NONELEC MCH, TOOL, NES	139	2 321	1 323
072 COCOA	386	125	67	748 TRANSMISSIONS SHAFTS ETC	54	217	119
075 SPICES	82	66	38	749 NON-ELECT MACH. PARTS, ETC	36	257	149
121 TOBACCO, UNMANUFACTURED	1 900	824	468	751 OFFICE MACHINES	14	99	56
122 TOBACCO, MANUFACTURED	4	108	61	752 AUTOMATC.DATA PROC.EQUIP	1	83	46
292 CRUDE VEG.MATERIALS, NES	679	423	251	771 ELECT POWER MACHNY, PARTS	7	81	45
671 PIG IRON, SPIEGELEISN, ETC	45 790	23 076	12 915	772 ELEC.SWITCH.RELAY.CIRCUT	85	982	554
737 METALWORKING MACHNY NES	47	286	157	773 ELECTR DISTRIBT.EQPT NES	822	676	363
841 MENS, BOYS CLOTHNG, X-KNIT	50	189	101	774 ELECTRO-MEDCL, XRAY EQUIP	11	416	233
842 WOMEN, GIRL CLOTHNG, XKNIT	5	60	35	778 ELECTRIC.MACH. APPART.NES	1 500	770	440
872 MEDICAL INSTRUMENTS NES	32	87	49	781 PASS.MOTOR VEHCLS.EX.BUS	588	1 680	976
899 MISC MANUFCTRD GOODS NES	16	192	110	782 GOODS, SPCL TRANSPORT VEH	382	84	46
<b>EXPORTS</b>				783 ROAD MOTOR VEHICLES NES	246	327	192
023 BUTTER, OTHER FAT OF MILK	1 120	259	139	784 PARTS, TRACTORS, MOTOR VEH	930	2 030	1 154
048 CEREAL PREPARATIONS	1 752	80	45	786 TRAILERS, SEMI-TRAILR, ETC	76	68	39
056 VEGTABLES, PRPD, PRSVD, NES	568	146	84	793 SHIP, BOAT, FLOAT. STRUCTRS	5 313	337	178
061 SUGARS, MOLASSES, HONEY	2 639	103	60	813 LIGHTNG FIXTURES ETC.NES	45	89	54
081 ANIMAL FEED STUFF	240	135	81	872 MEDICAL INSTRUMENTS NES	80	331	190
098 EDIBLE PROD. PREPRTRS, NES	400	357	202	873 METERS, COUNTERS, NES	66	135	78
111 NON-ALCOHOL. BEVERAGE, NES	178	90	51	874 MEASURE, CONTROL INSTRMIT	37	469	267
278 OTHER CRUDE MINERALS	785	63	34	882 PHOTO.CINEMATOGRPH. SUPPL	241	319	182
292 CRUDE VEG.MATERIALS, NES	155	169	96	892 PRINTED MATTER	129	301	171
334 PETROLEUM PRODUCTS	554	177	96	893 ARTICLES, NES, OF PLASTICS	145	324	188
335 RESIDUAL PETROL. PRODUCTS	33 420	2 866	1 600	895 OFFICE, STATIONERY SUPPLS	91	414	238
421 FIXED VEG.FAT, OILS, SOFT	61 200	4 052	2 393	897 GOLD, SILVERWARE, JEWEL NES		119	69
512 ALCOHOL, PHENOL, ETC. DERIV	2 873	529	303	899 MISC MANUFCTRD GOODS NES	31	70	44
513 CARBOXYLIC ACIDS, DERIVTS	6 314	1 054	602	<b>AM VIRGIN IS</b>			
<b>EXPORTS</b>				<b>IMPORTS</b>			
<b>AM VIRGIN IS</b>				<b>EXPORTS</b>			
023 BUTTER, OTHER FAT OF MILK	822	196	112	844 WOMEN, GIRLS CLOTHNG. KNIT	15	121	69
061 SUGARS, MOLASSES, HONEY	1 475	76	43	<b>IMPORTS</b>			
112 ALCOHOLIC BEVERAGES	6 611	1 025	589	<b>EXPORTS</b>			
665 GLASSWARE	17	66	36	023 BUTTER, OTHER FAT OF MILK	822	196	112
666 POTTERY	32	213	123	061 SUGARS, MOLASSES, HONEY	1 475	76	43
885 WATCHES AND CLOCKS	3	54	31	112 ALCOHOLIC BEVERAGES	6 611	1 025	589



7 IMPORTS AND EXPORTS (SPECIAL TRADE) BY COUNTRIES OF PRODUCTION AND CONSUMPTION AND BY GROUPS OF THE SITC-REV. III 1988

GROUP DESCRIPTION	DT = 100 KG	1 000 DM	1 000 \$	GROUP DESCRIPTION	DT = 100 KG	1 000 DM	1 000 \$
897 GOLD, SILVERWARE, JEWEL NES		1 468	840	591 INSECTICIDES, ETC.	87	160	91
GUADELOUPE				641 PAPER AND PAPERBOARD	206	69	39
IMPORTS	2 045	514	300	723 CIVIL ENGINEERING EQUIPT	284	143	85
112 ALCOHOLIC BEVERAGES	1 907	351	208	726 PRINTNG, BOOKBINDNG MACHS	34	214	122
292 CRUDE VEG. MATERIALS, NES	113	149	85	745 OTH. NONELEC MCH, TOOL, NES	32	168	93
EXPORTS	46 093	49 401	27 957	BRIT VIRG IS			
062 SUGAR CONFECTIONERY	145	101	55	IMPORTS	1	26	12
098 EDIBLE PROD. PREPRTNS, NES	132	89	49	EXPORTS	976	778	433
111 NON-ALCOHOL. BEVERAGE, NES	5 639	806	459	724 TEXTILE, LEATHER MACHINES	3	57	32
122 TOBACCO, MANUFACTURED	224	464	263	821 FURNITURE, CUSHIONS, ETC.	366	114	68
278 OTHER CRUDE MINERALS	5 288	147	84	874 MEASURE, CONTROL INSTRMNT	3	264	148
533 PIGMENTS, PAINTS, ETC.	494	230	134	MARTINIQUE			
542 MEDICAMENTS	172	54	31	IMPORTS	47 930	27 952	16 017
553 PERFUMERY, COSMETICS, ETC.	45	96	52	057 FRUIT, NUTS EXCL. OIL NUTS	1 814	659	355
554 SOAP, CLEANERS, POLISH, ETC	374	99	55	058 FRUIT, PRESERVED, PREPARED	3 853	613	369
582 PLASTIC PLATE, SHEETS, ETC	41	61	33	112 ALCOHOLIC BEVERAGES	42 238	26 653	15 277
591 INSECTICIDES, ETC.	57	116	68	EXPORTS	44 031	53 280	30 068
592 STARCHES, INULIN, ETC.	58	58	34	022 MILK AND CREAM	359	72	41
598 MISC. CHEMICAL PRODTS, NES	98	107	62	062 SUGAR CONFECTIONERY	129	83	48
621 MATERIALS OF RUBBER	62	104	57	098 EDIBLE PROD. PREPRTNS, NES	147	109	61
625 RUBBER TYRES, TUBES, ETC.	3 069	2 603	1 484	111 NON-ALCOHOL. BEVERAGE, NES	3 251	498	285
629 ARTICLES OF RUBBER, NES	113	107	58	112 ALCOHOLIC BEVERAGES	291	56	31
641 PAPER AND PAPERBOARD	249	117	64	122 TOBACCO, MANUFACTURED	106	362	207
642 PAPER, PAPERBOARD, CUT ETC	803	305	171	232 SYNTHETIC RUBBER, ETC.	589	67	40
653 FABRICS, MAN-MADE FIBRES	30	119	63	278 OTHER CRUDE MINERALS	11 801	431	245
662 CLAY, REFRCT. CONSTR. MATRL	4 552	675	388	533 PIGMENTS, PAINTS, ETC.	361	363	206
663 MINERAL MANUFACTURES, NES	51	107	59	591 INSECTICIDES, ETC.	85	208	119
676 IRON, STL. BAR, SHAPES ETC.	6 625	385	226	597 PREPRD ADDITIVES, LIQUIDS	105	66	35
695 TOOLS	123	207	116	598 MISC. CHEMICAL PRODTS, NES	67	89	51
697 HOUSEHOLD EQUIPMENT, NES	85	57	34	625 RUBBER TYRES, TUBES, ETC.	2 569	2 180	1 234
699 MANUFACT. BASE METAL, NES	276	233	130	629 ARTICLES OF RUBBER, NES	15	82	45
713 INTRNL COMBUS PSTN ENGIN	103	506	284	642 PAPER, PAPERBOARD, CUT ETC	340	142	79
721 AGRIC. MACHINES, EX. TRACTR	22	58	32	643 FABRICS, MAN-MADE FIBRES	36	126	73
723 CIVIL ENGINEERING EQUIPT	194	306	177	662 CLAY, REFRCT. CONSTR. MATRL	1 974	285	158
742 PUMPS FOR LIQUIDS, PARTS	12	90	50	663 MINERAL MANUFACTURES, NES	33	76	38
743 PUMPS NES, CENTRIFUGS ETC	176	499	287	676 IRON, STL. BAR, SHAPES ETC.	2 003	119	70
745 OTH. NONELEC MCH, TOOL, NES	264	1 017	558	691 METALLIC STRUCTURES NES	1 210	278	158
747 TAPS, COCKS, VALVES, ETC.	7	76	44	695 TOOLS	64	189	110
748 TRANSMISSIONS SHAFTS ETC	28	116	63	699 MANUFACT. BASE METAL, NES	131	216	120
749 NON-ELECT MACH. PARTS, ETC	10	128	70	712 STEAM TURBINES	1	75	45
751 OFFICE MACHINES	16	89	48	713 INTRNL COMBUS PSTN ENGIN	20	133	80
761 TELEVISION RECEIVERS ETC	98	381	210	721 AGRIC. MACHINES, EX. TRACTR	31	88	49
764 TELECOMM. EQUIP. PARTS NES	18	85	49	722 TRACTORS	173	214	117
774 ELECTRO-MEDCL. XRAY EQUIP	5	160	90	723 CIVIL ENGINEERING EQUIPT	734	867	507
775 DOM. ELEC. NON-ELEC. EQUIPT	56	176	101	726 PRINTNG, BOOKBINDNG MACHS	190	957	544
778 ELECTRIC. MACH. APPART. NES	267	641	359	727 FOOD-PROCESS. MCH. NON DOM	47	232	124
781 PASS. MOTOR VEHCLS. EX. BUS	7 120	16 737	9 487	728 OTH. MACH, PTS, SPCL INDUST	67	332	191
782 GOODS, SPCL TRANSPORT VEH	4 365	6 426	3 614	735 PARTS, NES, FOR MACH-TOOLS	4	98	57
784 PARTS, TRACTORS, MOTOR VEH	1 861	4 906	2 797	742 PUMPS FOR LIQUIDS, PARTS	33	151	82
792 AIRCRAFT, ASSOCTD. EQUIPNT	36	5 841	3 332	743 PUMPS NES, CENTRIFUGS ETC	85	352	196
821 FURNITURE, CUSHIONS, ETC.	153	342	196	744 MECHANICAL HANDLNG EQUIP	312	564	304
831 TRUNK, SUIT-CASES, BAG, ETC	17	105	59	745 OTH. NONELEC MCH, TOOL, NES	198	1 174	657
848 CLOTHNG, NONTXTL. HEADGEAR	8	58	35	749 NON-ELECT MACH. PARTS, ETC	62	161	96
872 MEDICAL INSTRUMENTS NES	4	62	32	751 OFFICE MACHINES	42	197	111
874 MEASURE, CONTROL INSTRMNT	11	233	123	761 TELEVISION RECEIVERS ETC	226	713	405
882 PHOTO. CINEMATOGRPH. SUPPL	120	245	140	763 SOUND RECORDER, PHONOGRPH	6	70	39
892 PRINTED MATTER	137	243	145	764 TELECOMM. EQUIP. PARTS NES	27	203	112
893 ARTICLES, NES, OF PLASTICS	307	168	96	775 DOM. ELEC. NON-ELEC. EQUIPT	96	182	103
894 BABY CARRIAGE, TOYS, GAMES	31	85	47	778 ELECTRIC. MACH. APPART. NES	461	633	349
895 OFFICE, STATIONERY SUPPLS	44	252	138	781 PASS. MOTOR VEHCLS. EX. BUS	6 051	13 882	7 923
897 GOLD, SILVERWARE, JEWEL NES		315	182	782 GOODS, SPCL TRANSPORT VEH	3 264	4 953	2 783
899 MISC MANUFCTRD GOODS NES	98	129	78	783 ROAD MOTOR VEHICLES NES	159	248	131
ANTIGUA				784 PARTS, TRACTORS, MOTOR VEH	2 009	5 958	3 380
IMPORTS	104 979	3 416	1 877	792 AIRCRAFT, ASSOCTD. EQUIPNT	71	11 157	6 246
793 SHIP, BOAT, FLOAT. STRUCTRS	104 640	3 348	1 838	821 FURNITURE, CUSHIONS, ETC.	607	390	218
EXPORTS	26 606	3 211	1 798	831 TRUNK, SUIT-CASES, BAG, ETC	37	139	80
022 MILK AND CREAM	4 513	342	190	845 OTHR. TEXTILE APPAREL, NES	1	55	32
061 SUGARS, MOLASSES, HONEY	2 549	117	65	872 MEDICAL INSTRUMENTS NES	16	193	106
112 ALCOHOLIC BEVERAGES	285	54	30	874 MEASURE, CONTROL INSTRMNT	3	262	146
664 GLASS	600	111	62	881 PHOTOGRAPH APPAR. ETC. NES	6	99	58
713 INTRNL COMBUS PSTN ENGIN	25	117	65	892 PRINTED MATTER	77	194	107
748 TRANSMISSIONS SHAFTS ETC	20	90	47	893 ARTICLES, NES, OF PLASTICS	269	198	110
749 NON-ELECT MACH. PARTS, ETC	23	85	46	895 OFFICE, STATIONERY SUPPLS	24	134	73
793 SHIP, BOAT, FLOAT. STRUCTRS	16 000	1 200	684	897 GOLD, SILVERWARE, JEWEL NES	70	37	37
893 ARTICLES, NES, OF PLASTICS	234	69	38	899 MISC MANUFCTRD GOODS NES	441	402	229
897 GOLD, SILVERWARE, JEWEL NES		258	147	CAYMAN IS			
DOMINICA				IMPORTS	9 815	1 644	919
IMPORTS	1 480	379	214	598 MISC. CHEMICAL PRODTS, NES	9 805	1 407	788
057 FRUIT, NUTS EXCL. OIL NUTS	539	57	31	EXPORTS	19 311	20 614	12 228
059 FRUIT, VEGETABLE JUICES	421	168	95	112 ALCOHOLIC BEVERAGES	1 791	308	177
EXPORTS	20 348	2 274	1 281	666 POTTERY	19	83	48
022 MILK AND CREAM	450	156	89	793 SHIP, BOAT, FLOAT. STRUCTRS	16 660	18 690	11 137
061 SUGARS, MOLASSES, HONEY	16 125	779	445	821 FURNITURE, CUSHIONS, ETC.	322	247	143
421 FIXED VEG. FAT, OILS, SOFT	450	71	38	831 TRUNK, SUIT-CASES, BAG, ETC	2	84	48



## 7 IMPORTS AND EXPORTS (SPECIAL TRADE) BY COUNTRIES OF PRODUCTION AND CONSUMPTION AND BY GROUPS OF THE SITC-REV. III 1988

GROUP DESCRIPTION	DT = 100 KG	1 000 DM	1 000 \$	GROUP DESCRIPTION	DT = 100 KG	1 000 DM	1 000 \$
897 GOLD, SILVERWARE, JEWEL NES		783	443	821 FURNITURE, CUSHIONS, ETC.	19	52	31
JAMAICA				831 TRUNK, SUIT-CASES, BAG, ETC	10	88	50
IMPORTS	1 613 476	72 969	41 174	848 CLOTHNG, NONTXTL; HEADGEAR	29	144	76
057 FRUIT, NUTS EXCL. OIL NUTS	761	128	68	871 OPTICAL INSTRUMENTS, NES	1	55	30
059 FRUIT, VEGETABLE JUICES	422	189	109	872 MEDICAL INSTRUMENTS NES	16	185	106
075 SPICES	2 290	938	534	874 MEASURE, CONTROL INSTRMNT		390	216
112 ALCOHOLIC BEVERAGES	27 246	11 071	6 184	882 PHOTO. CINEMATOGRPH. SUPPL	141	288	169
122 TOBACCO, MANUFACTURED	13	111	65	893 ARTICLES, NES, OF PLASTICS	71	113	60
285 ALUMINIUM DRE, CONCTR, ETC	1 580 491	56 397	31 894	894 BABY CARRIAGE, TOYS, GAMES	90	68	37
292 CRUDE VEG. MATERIALS, NES	248	125	70	897 GOLD, SILVERWARE, JEWEL NES		493	274
512 ALCOHOL, PHENOL, ETC. DERIV	927	180	108	ST LUCIA			
676 IRON, STL. BAR, SHAPES ETC.	192	106	60	IMPORTS	344	786	444
845 OTHR. TEXTILE APPAREL, NES	681	2 538	1 407	831 TRUNK, SUIT-CASES, BAG, ETC	110	171	93
EXPORTS	135 342	37 756	21 449	893 ARTICLES, NES, OF PLASTICS	201	551	317
022 MILK AND CREAM	16 002	3 802	2 192	EXPORTS	18 728	3 728	2 096
046 MEAL, FLOUR OF WHEAT, MSLN	24 457	1 145	652	022 MILK AND CREAM	1 611	194	108
061 SUGARS, MOLASSES, HONEY	6 038	300	164	061 SUGARS, MOLASSES, HONEY	13 550	575	312
081 ANIMAL FEED STUFF	398	51	30	112 ALCOHOLIC BEVERAGES	278	123	69
112 ALCOHOLIC BEVERAGES	1 647	667	380	591 INSECTICIDES, ETC.	59	96	57
292 CRUDE VEG. MATERIALS, NES	25	234	124	716 ROTATING ELECTRIC PLANT	29	66	38
335 RESIDUAL PETROL. PRODUCTS	1 158	134	77	745 OTH. NONELEC MCH, TOOL, NES	126	904	527
421 FIXED VEG. FAT, OILS, SOFT	1 003	85	51	793 SHIP, BOAT, FLOAT, STRUCTRS	241	762	429
431 ANIMAL, VEG. FATS, OILS, NES	21 388	2 264	1 273	899 MISC MANUFCTRD GOODS NES	146	129	70
511 HYDROCARBONS, NES, DERIVTS	328	62	35	ST VINCENT			
512 ALCOHOL, PHENOL, ETC. DERIV	784	88	51	IMPORTS	44 425	1 453	784
513 CARBOXYLIC ACIDS, DERIVTS	1 340	346	191	056 VEGETABLES, PRPD, PRSVD, NES	23	82	47
514 NITROGEN-FUNCT. COMPOUNDS	198	82	50	793 SHIP, BOAT, FLOAT, STRUCTRS	44 252	1 126	596
515 ORGANO-INORGANIC COMPNDS	73	58	34	894 BABY CARRIAGE, TOYS, GAMES	35	172	100
522 INORGANIC CHEM. ELEMENTS	2 158	507	291	EXPORTS	16 185	2 340	1 318
523 METAL. SALTS, INORGAN. ACID	12 748	381	218	061 SUGARS, MOLASSES, HONEY	14 625	658	369
524 OTHER CHEMICAL COMPOUNDS	3 900	155	88	591 INSECTICIDES, ETC.	53	87	52
531 SYNTH. COLOURS, LAKES, ETC.	194	440	251	642 PAPER, PAPERBOARD, CUT ETC	431	220	128
532 DYEING, TANNING MATERIALS	398	86	47	699 MANUFACT. BASE METAL, NES	163	111	60
539 PIGMENTS, PAINTS, ETC.	283	205	118	727 FOOD-PROCESS. MCH. NON DOM	16	124	68
541 MEDICINES, ETC. EXC. GRP542	63	213	122	781 PASS. MOTOR VEHCLS. EX. BUS	51	117	64
542 MEDICAMENTS	55	306	168	874 MEASURE, CONTROL INSTRMNT	4	64	36
551 ESSNTL. OIL, PERFUME, FLAVR	51	147	84	892 PRINTED MATTER	36	142	81
554 SOAP, CLEANERS, POLISH, ETC	2 471	490	274	BARBADOS			
571 POLYMERS OF ETHYLENE	450	82	48	IMPORTS	1 204	3 223	1 893
572 POLYMERS OF STYRENE	320	89	52	112 ALCOHOLIC BEVERAGES	258	140	81
575 OTH. PLASTIC, PRIMARY FORM	1 195	358	203	292 CRUDE VEG. MATERIALS, NES	95	154	88
582 PLASTIC PLATE, SHEETS, ETC	109	57	32	598 MISC. CHEMICAL PRODS. NES	136	467	275
591 INSECTICIDES, ETC.	271	309	175	695 TOOLS	172	214	121
592 STARCHES, INULIN, ETC.	736	254	145	726 PRINTNG, BOOKBINDNG MACHS	111	333	189
598 MISC. CHEMICAL PRODS. NES	767	526	305	778 ELECTRIC MACH. APPART. NES	309	174	99
629 ARTICLES OF RUBBER, NES	45	87	48	846 CLOTHING ACCESSRS, FABRIC	1 355	765	438
641 PAPER AND PAPERBOARD	5 452	1 210	675	EXPORTS	22 186	23 063	13 058
642 PAPER, PAPERBOARD, CUT ETC	259	194	110	011 BOVINE MEAT	48	67	38
657 SPECIAL YARN, TXTL. FABRIC	106	108	62	024 CHEESE AND CURD	247	93	53
658 TEXTILE ARTICLES NES	184	154	82	098 EDIBLE PROD. PREPRTNS, NES	61	112	65
661 LIME, CEMENT, CONSTR. MATRL	2 595	90	54	112 ALCOHOLIC BEVERAGES	474	202	113
662 CLAY, REFRCT. CONSTR. MATRL	6 509	599	353	431 ANIMAL, VEG. FATS, OILS, NES	396	69	40
663 MINERAL MANUFACTURES, NES	276	137	75	514 NITROGEN-FUNCT. COMPOUNDS	68	578	337
664 GLASS	362	59	35	533 PIGMENTS, PAINTS, ETC.	477	492	277
665 GLASSWARE	37	65	36	541 MEDICINES, ETC. EXC. GRP542	31	91	50
666 POTTERY	30	166	92	542 MEDICAMENTS	108	378	213
673 FLAT-ROLLED IRON ETC.	8 948	623	375	551 ESSNTL. OIL, PERFUME, FLAVR	40	96	56
676 IRON, STL. BAR, SHAPES ETC.	1 348	77	43	553 PERFUMERY, COSMETICS, ETC.	95	101	58
679 TUBES, PIPES, ETC. IRON, STL	66	84	47	571 POLYMERS OF ETHYLENE	2 614	565	319
681 SILVER, PLATINUM, ETC.	2	74	44	575 OTH. PLASTIC, PRIMARY FORM	388	137	73
684 ALUMINIUM	819	757	438	582 PLASTIC PLATE, SHEETS, ETC	84	86	48
692 CONTAINERS, STORAGE, TRNSP	723	1 322	719	591 INSECTICIDES, ETC.	204	245	137
693 WIRE PRODUCTS EXCL. ELECT	790	223	130	592 STARCHES, INULIN, ETC.	96	78	44
694 NAILS, SCREWS, NUTS, ETC.	504	202	116	598 MISC. CHEMICAL PRODS. NES	629	176	99
695 TOOLS	237	388	228	641 PAPER AND PAPERBOARD	2 673	552	316
696 CUTLERY	32	109	62	642 PAPER, PAPERBOARD, CUT ETC	72	202	117
699 MANUFACT. BASE METAL, NES	211	350	195	651 TEXTILE YARN	48	168	97
712 STEAM TURBINES	2	81	48	657 SPECIAL YARN, TXTL. FABRIC	202	162	91
713 INTRNL COMBUS PSTN ENGIN	26	190	109	664 GLASS	439	140	77
716 ROTATING ELECTRIC PLANT	145	408	222	665 GLASSWARE	249	96	55
718 OTH. POWR. GENRTNG. MACHNRY	68	114	67	666 POTTERY	154	427	246
723 CIVIL ENGINEERING EQUIPT	366	736	418	673 FLAT-ROLLED IRON ETC.	788	53	32
725 PAPER, PULP MILL MACHINES	80	250	137	676 IRON, STL. BAR, SHAPES ETC.	1 131	75	41
726 PRINTNG, BOOKBINDNG MACHS	529	1 829	1 051	695 TOOLS	93	210	117
727 FOOD-PROCESS. MCH. NON DOM	26	123	70	699 MANUFACT. BASE METAL, NES	1 524	967	551
728 OTH. MACH. PTS, SPLC INDUSTR	59	509	285	712 STEAM TURBINES	57	280	148
735 PARTS, NES, FOR MACH-TOOLS	2	97	54	713 INTRNL COMBUS PSTN ENGIN	27	331	181
737 METALWORKING MACHNRY NES	53	456	250	723 CIVIL ENGINEERING EQUIPT	98	250	144
741 HEATNG, COOLNG EQUIP, PART	.	.	.	726 PRINTNG, BOOKBINDNG MACHS	141	874	480
742 PUMPS FOR LIQUIDS, PARTS	11	72	37	728 OTH. MACH, PTS, SPLC INDUSTR	175	183	104
743 PUMPS NES, CENTRIFUGS ETC	68	149	80	741 HEATNG, COOLNG EQUIP, PART	.	.	.
744 MECHANICAL HANDLNG EQUIP	107	338	192	743 PUMPS NES, CENTRIFUGS ETC	52	168	98
745 OTH. NONELEC MCH, TOOL, NES	540	2 929	1 711	744 MECHANICAL HANDLNG EQUIP	248	266	153
747 TAPS, COCKS, VALVES, ETC.	144	266	141	745 OTH. NONELEC MCH, TOOL, NES	20	103	55
748 TRANSMISSIONS SHAFTS ETC	126	406	218				
749 NON-ELECT MACH. PARTS, ETC	3	55	30				
751 OFFICE MACHINES	34	210	121				
771 ELECT POWER MACHNY. PARTS	71	69	39				
772 ELEC. SWITCH. RELAY. CIRCUIT	20	108	58				
778 ELECTRIC MACH. APPART. NES	38	155	87				
781 PASS. MOTOR VEHCLS. EX. BUS	706	2 207	1 267				
782 GOODS, SPLC TRANSPORT VEH	46	97	52				
784 PARTS, TRACTORS, MOTOR VEH	685	1 875	1 065				
811 PREFABRICATED BUILDINGS	40	62	35				

7 IMPORTS AND EXPORTS (SPECIAL TRADE) BY COUNTRIES OF PRODUCTION AND CONSUMPTION AND BY GROUPS OF THE SITC-REV. III, 1988

GROUP DESCRIPTION	DT = 100 KG	1 000 DM	1 000 \$	GROUP DESCRIPTION	DT = 100 KG	1 000 DM	1 000 \$
748 TRANSMISSIONS SHAFTS ETC	516	699	374	743 PUMPS NES,CENTRIFUGS ETC	48	277	158
752 AUTOMATC.DATA PROC.EQUIP	2	116	64	744 MECHANICAL HANDLNG EQUIP	55	271	151
778 ELECTRIC.MACH.APPART.NES	4	56	36	745 OTH.NONELEC MCH, TOOL,NES	171	1 261	716
781 PASS.MOTOR VEHCLS.EX.BUS	1 592	6 871	3 919	747 TAPS,COCKS,VALVES,ETC.	73	245	138
784 PARTS,TRACTORS,MOTOR VEH	259	901	511	748 TRANSMISSIONS SHAFTS ETC	25	256	142
785 CYCLES,MOTORCYCLES ETC.	52	64	36	749 NON-ELECT MACH.PARTS,ETC	56	301	172
848 CLOTHNG,NONTXTL;HEADGEAR	47	109	59	752 AUTOMATC.DATA PROC.EQUIP	5	180	102
872 MEDICAL INSTRUMENTS NES	34	98	53	763 SOUND RECORDER,PHONOGRPH	2	64	39
874 MEASURE,CONTROL INSTRMNT	3	107	57	764 TELECOMM.EQUIP.PARTS NES	1	93	50
882 PHOTO.CINEMATOGRPH.SUPPL	121	334	188	771 ELECT POWER MACHNY,PARTS	65	57	31
885 WATCHES AND CLOCKS	17	256	148	772 ELEC.SWITCH.RELAY.CIRCUIT	71	946	528
893 ARTICLES,NES,OF PLASTICS	191	188	102	773 ELECTR.DISTRIBT.EQPT NES	67	110	62
894 BABY CARRIAGE,TOYS,GAMES	37	61	35	778 ELECTRIC.MACH.APPART.NES	989	345	202
897 GOLD,SILVERWARE,JEWL NES		1 632	946	781 PASS.MOTOR VEHCLS.EX.BUS	809	3 632	2 030
898 MUSICAL INSTRUMENTS,ETC.	23	91	52	784 PARTS,TRACTORS,MOTOR VEH	44	163	93
899 MISC MANUFCTRD GOODS NES	67	63	38	813 LIGHTNG FIXTURES,ETC.NES	17	84	46
				821 FURNITURE,CUSHIONS,ETC.	38	169	98
TRINIDAD TOB				851 FOOTWEAR	83	312	181
IMPORTS	460 918	21 270	12 156	871 OPTICAL INSTRUMENTS,NES	4	127	71
034 FISH,FRESH,CHILLED,FROZN	1 092	546	307	874 MEASURE,CONTROL INSTRMNT	23	742	411
072 COCOA	230	115	67	882 PHOTO.CINEMATOGRPH.SUPPL	88	208	118
278 OTHER CRUDE MINERALS	90 273	4 075	2 297	884 OPTICAL GOODS NES		77	44
334 PETROLEUM PRODUCTS	28 185	2 132	1 210	892 PRINTED MATTER	30	61	30
512 ALCOHOL,PHENOL,ETC.DERIV	1 479	112	64	893 ARTICLES,NES,OF PLASTICS	389	562	319
522 INORGANIC CHEM.ELEMENTS	119 634	2 427	1 434	895 OFFICE,STATIONERY SUPPLS	42	136	78
562 FERTILIZER,EXCEPT GRP272	15 640	471	268	899 MISC MANUFCTRD GOODS NES	28	79	45
676 IRON,STL.BAR,SHAPES ETC.	204 070	10 513	6 002				
748 TRANSMISSIONS SHAFTS ETC	21	249	146	GRENADA			
899 MISC MANUFCTRD GOODS NES		103	60	IMPORTS	53 715	10 546	6 001
EXPORTS	166 890	48 105	27 322	072 COCOA		321	61
022 MILK AND CREAM	25 771	3 808	2 171	075 SPICES		5 852	8 311
024 CHEESE AND CURD	721	251	143	551 ESSNTL.OIL,PERFUME,FLAVR		42	278
048 CEREAL PREPARATIONS	3 745	179	102	793 SHIP,BOAT,FLOAT.STRUCTRS	47 488	1 822	1 041
054 VEGETABLES	36	53	31	EXPORTS	6 433	3 646	2 042
056 VEGETABLES,PRPD,PRSD,NES	125	60	31	022 MILK AND CREAM		1 753	618
112 ALCOHOLIC BEVERAGES	689	239	133	061 SUGARS,MOLASSES,HONEY		3 010	123
278 OTHER CRUDE MINERALS	5 190	126	76	591 INSECTICIDES, ETC.		41	76
335 RESIDUAL PETROL PRODUCTS	1 760	134	75	745 OTH.NONELEC MCH, TOOL,NES		32	44
431 ANIMAL,VEG.FATS,OILS,NES	2 172	768	443	781 PASS.MOTOR VEHCLS.EX.BUS		831	1 100
511 HYDROCARBONS,NES,DERIVTS	221	94	53	893 ARTICLES,NES,OF PLASTICS		197	54
522 INORGANIC CHEM.ELEMENTS	198	73	42				
523 METAL.SALTS,INORGAN.ACID	901	127	73	ARUBA			
524 OTHER CHEMICAL COMPOUNDS	3 722	219	131	IMPORTS		3 080	2 720
531 SYNTH.COLOURS,LAKES,ETC.	44	118	69	071 COFFEE,COFFEE SUBSTITUTE		489	204
533 PIGMENTS, PAINTS, ETC.	93	66	40	121 TOBACCO, UNMANUFACTURED		134	126
541 MEDICINES,ETC.EXC.GRP542	35	115	62	EXPORTS		4 552	6 168
542 MEDICAMENTS	90	423	242	112 ALCOHOLIC BEVERAGES		372	100
551 ESSNTL.OIL,PERFUME,FLAVR	14	102	57	542 MEDICAMENTS		24	270
553 PERFUMERY,COSMETICS,ETC.	105	101	56	551 ESSNTL.OIL,PERFUME,FLAVR		21	51
554 SOAP,CLEANERS,POLISH,ETC	165	70	37	553 PERFUMERY,COSMETICS,ETC.		67	188
571 POLYMERS OF ETHYLENE	800	168	101	651 TEXTILE YARN		13	62
572 POLYMERS OF STYRENE	1 199	334	190	662 CLAY,REFRCT.CONSTR.MATRL		412	54
574 POLYACETAL,POLYCARBONATE	1 051	169	96	664 GLASS		870	91
582 PLASTIC PLATE,SHEETS,ETC	371	507	291	665 GLASSWARE		6	222
583 MONOFILAMENT OF PLASTICS	94	51	30	666 POTTERY		31	108
591 INSECTICIDES, ETC.	959	1 290	731	695 TOOLS		35	75
592 STARCHES,INULIN,ETC.	196	83	49	699 MANUFACTS.BASE METAL,NES		25	222
598 MISC.CHEMICAL PRODTS,NES	4 813	910	503	723 CIVIL ENGINEERING EQUIPT		159	196
629 ARTICLES OF RUBBER, NES	158	407	235	726 PRINTNG,BOOKBINDNG MACHS		28	129
641 PAPER AND PAPERBOARD	821	412	238	751 OFFICE MACHINES		8	51
642 PAPER,PAPERBOARD,CUT ETC	51	433	252	772 ELEC.SWITCH.RELAY.CIRCUIT		27	82
651 TEXTILE YARN	119	433	244	781 PASS.MOTOR VEHCLS.EX.BUS		289	1 058
657 SPECIAL YARN,TXTL.FABRIC	459	394	224	784 PARTS,TRACTORS,MOTOR VEH		41	151
661 LIME,CEMENT,CONSTR.MATRL	23 763	576	338	821 FURNITURE,CUSHIONS,ETC.		247	87
662 CLAY,REFRCT.CONSTR.MATRL	15 396	2 092	1 158	831 TRUNK,SUIT-CASES,BAG,ETC		7	53
663 MINERAL MANUFACTURES,NES	2 870	632	354	842 WOMEN,GIRL CLOTHNG,XKNIT		5	121
664 GLASS	932	147	85	851 FOOTWEAR		13	61
665 GLASSWARE	1 198	234	133	881 PHOTOGRAPH APPAR.ETC.NES		1	108
673 FLAT-ROLLED IRON ETC.	28 775	2 236	1 306	884 OPTICAL GOODS NES			70
674 FLAT-ROLLED PLATED IRON	4 032	411	234	893 ARTICLES,NES,OF PLASTICS		22	121
676 IRON,STL.BAR,SHAPES ETC.	1 176	68	38	894 BABY CARRIAGE,TOYS,GAMES		34	474
679 TUBES,PIPES,ETC.IRON,STL	22 428	6 255	3 509	897 GOLD,SILVERWARE,JEWL NES		1 066	604
684 ALUMINIUM	51	60	34				
692 CONTAINERS,STORAGE,TRNSP	61	77	44	NETH ANTILL			
693 WIRE PRODUCTS EXCL.ELECT	136	135	78	IMPORTS		87 729	8 281
694 NAILS,SCREWS,NUTS,ETC.	82	79	43	112 ALCOHOLIC BEVERAGES		7 193	1 084
695 TOOLS	94	394	224	334 PETROLEUM PRODUCTS		79 822	3 512
699 MANUFACTS.BASE METAL,NES	1 731	947	541	516 OTHER ORGANIC CHEMICALS			1 752
711 STEAM GENER. BOILERS,ETC.	110	375	228	625 RUBBER TYRES,TUBES,ETC.		335	271
712 STEAM TURBINES	2	187	106	712 STEAM TURBINES		18	300
713 INTRNL COMBUS PSTN ENGIN	279	1 647	940	897 GOLD,SILVERWARE,JEWL NES			94
714 ENGINES,MOTDRS NON-ELECT	7	87	49	971 GOLD,NONMONTY EXCL ORES		396	234
716 ROTATING ELECTRIC PLANT	17	147	83	EXPORTS		54 921	34 228
721 AGRIC.MACHINES,EX.TRACTR	245	214	119	012 OTHER MEAT, MEAT OFFAL		738	265
723 CIVIL ENGINEERING EQUIPT	200	185	100	022 MILK AND CREAM		2 640	438
724 TEXTILE,LEATHER MACHINES	418	1 287	757	061 SUGARS,MOLASSES,HONEY		10 037	431
725 PAPER,PULP MILL MACHINES	2	68	38	111 NON-ALCOHOL.BEVERAGE,NES		2 361	379
726 PRINTNG,BOOKBINDNG MACHS	54	165	92				
727 FOOD-PROCESS.MCH.NON DOM	49	378	212				
728 OTH.MACH,PTS,SCPL INDUST	374	1 834	1 075				
733 MACH-TOOLS,METAL-WORKING	30	166	95				
735 PARTS,NES,FOR MACH-TOOLS	6	182	106				
737 METALWORKING MACHNY NES	78	724	403				
741 HEATNG,COOLNG EQUIP,PART	.	.	.				
742 PUMPS FOR LIQUIDS,PARTS	91	348	200				

7 IMPORTS AND EXPORTS (SPECIAL TRADE) BY COUNTRIES OF PRODUCTION AND CONSUMPTION AND BY GROUPS OF THE SITC-REV. III 1988

GROUP DESCRIPTION	DT = 100 KG	1 000 DM	1 000 \$	GROUP DESCRIPTION	DT = 100 KG	1 000 DM	1 000 \$
112 ALCOHOLIC BEVERAGES	1 702	400	225	263 COTTON	53 313	9 727	5 575
278 OTHER CRUDE MINERALS	4 333	208	116	268 WOOL, OTHER ANIMAL HAIR	130	60	33
512 ALCOHOL, PHENOL, ETC. DERIV	27	81	48	288 NON-FERROUS WASTE, SCRAP	500	137	74
513 CARBOXYLIC ACIDS, DERIVTS	533	167	94	289 PREC. METAL ORES, CONCTR		700	394
516 OTHER ORGANIC CHEMICALS	2 900	846	453	291 CRUDE ANIMAL MATERLS. NES	1 004	527	305
541 MEDICINES, ETC. EXC. GRP542	39	114	67	292 CRUDE VEG. MATERIALS, NES	22 010	21 685	12 435
542 MEDICAMENTS	52	568	325	321 COAL, NOT AGGLOMERATED	2 946 810	17 708	10 320
553 PERFUMERY, COSMETICS, ETC.	213	448	249	333 PETROLEUM OILS, CRUDE	1 106 760	21 414	12 693
554 SOAP, CLEANERS, POLISH, ETC	439	167	93	592 STARCHES, INULIN, ETC.	2 847	2 060	1 198
582 PLASTIC PLATE, SHEETS, ETC	331	149	85	598 MISC. CHEMICAL PRODTS. NES	24	176	94
591 INSECTICIDES, ETC.	48	118	67	611 LEATHER	615	1 396	799
592 STARCHES, INULIN, ETC.	152	71	40	634 VENEERS, PLYWOOD, ETC.	400	97	59
597 PREPRD ADDITIVES, LIQUIDS	1 278	506	287	651 TEXTILE YARN	9 379	5 805	3 393
598 MISC. CHEMICAL PRODTS. NES	60	147	83	652 COTTON FABRICS, WOVEN	3 452	2 200	1 266
621 MATERIALS OF RUBBER	61	52	30	658 TEXTILE ARTICLES NES	2 252	7 344	1 340
629 ARTICLES OF RUBBER, NES	13	87	47	667 PEARLS, PRECIOUS STONES			
635 WOOD MANUFACTURES, NES	194	147	85	671 PIG IRON, SPIEGELEISN, ETC	35 055	27 552	15 349
641 PAPER AND PAPERBOARD	1 498	408	233	681 SILVER, PLATINUM, ETC.		71	42
642 PAPER, PAPERBOARD, CUT ETC	294	257	140	716 ROTATING ELECTRIC PLANT	39	87	51
657 SPECIAL YARN, TXTL. FABRIC	107	87	49	718 OTH. POWR. GENRTRNG. MACHNRY	8	132	77
658 TEXTILE ARTICLES NES	18	148	84	778 ELECTRIC. MACH. APPART. NES	25	68	38
664 GLASS	2 153	289	161	781 PASS. MOTOR VEHCLS. EX. BUS	60	149	88
665 GLASSWARE	387	148	85	831 TRUNK, SUIT-CASES, BAG, ETC	208	1 159	651
666 POTTERY	49	256	148	841 MENS, BOYS CLOTHNG, X-KNIT	388	1 442	826
676 IRON, STL. BAR, SHAPES, ETC.	2 310	190	114	842 WOMEN, GIRL CLOTHNG, XKNIT	1 009	4 349	2 448
679 TUBES, PIPES, ETC. IRON, STL	4 108	827	468	843 MENS, BOYS CLOTHNG, KNIT	42	194	114
682 COPPER	446	327	193	845 OTHR. TEXTILE APPAREL, NES	127	455	259
691 METALLIC STRUCTURES NES	567	95	56	848 CLOTHNG, NONTXLT; HEADGEAR	7	91	51
693 WIRE PRODUCTS EXCL. ELECT	911	588	330	851 FOOTWEAR	1 969	7 855	4 452
694 NAILS, SCREWS, NUTS, ETC.	230	122	69	892 PRINTED MATTER	707	844	473
695 TOOLS	230	485	278	897 GOLD, SILVERWARE, JEWEL NES	2	113	64
696 CUTLERY	12	130	70				
697 HOUSEHOLD EQUIPMENT, NES	278	209	119	EXPORTS	727 356	606 353	343 936
699 MANUFACT. BASE METAL, NES	322	573	324	001 LIVE ANIMALS	3 277	3 144	1 773
711 STEAM GENER. BOILERS, ETC.	15	148	85	022 MILK AND CREAM	9 150	1 744	1 029
712 STEAM TURBINES	48	362	217	048 CEREAL PREPARATIONS	28 524	1 270	726
713 INTRNL COMBUS PSTH ENGIN	336	2 016	1 118	061 SUGARS, MOLASSES, HONEY	1 171	1 166	94
716 ROTATING ELECTRIC PLANT	352	629	368	081 ANIMAL FEED STUFF	616	843	476
718 OTH. POWR. GENRTRNG. MACHNRY	10	59	35	098 EDIBLE PROD. PREPRTRS, NES	684	505	285
723 CIVIL ENGINEERING EQUIPT	43	243	129	111 ALCOHOLIC BEVERAGES	276	96	53
726 PRINTNG, BOOKBINDNG MACHS	53	196	111	232 SYNTHETIC RUBBER, ETC.	17 466	4 546	2 598
727 FOOD-PROCESS. MCH. NON DOM	16	72	41	251 PULP AND WASTE PAPER	1 545	342	193
728 OTH. MACH. PTS, SPCL INDUST	205	1 154	662	266 SYNTHETIC FIBRES	1 187	465	266
737 METALWORKING MACHNRY NES	15	92	52	267 OTHER MAN-MADE FIBRES	323	190	107
741 HEATING, COOLNG EQUIP, PART				278 OTHER CRUDE MINERALS	1 067	150	85
742 PUMPS FOR LIQUIDS, PARTS	83	639	371	285 ALUMINIUM ORE, CONCTR. ETC	957	194	77
743 PUMPS NES, CENTRIFUGS ETC	15	139	80	291 CRUDE ANIMAL MATERLS. NES	43	330	192
744 MECHANICAL HANDLING EQUIP	122	291	171	292 CRUDE VEG. MATERIALS, NES	820	2 287	1 286
745 OTH. NONELEC MCH. TOOL, NES	11	100	59	293 PETROLEUM PRODUCTS	305	137	80
747 TAPS, COCKS, VALVES, ETC.	38	159	89	335 RESIDUAL PETROL. PRODUCTS	1 148	301	171
749 TRANSMISSIONS SHAFTS ETC	22	318	185	411 ANIMAL OILS AND FATS	479	104	60
749 NON-ELECT MACH. PARTS, ETC	12	188	104	421 FIXED VEG. FAT, OILS, SOFT	450	71	38
751 OFFICE MACHINES	14	57	32	431 ANIMAL VEG. FATS, OILS, NES	1 394	284	159
761 TELEVISION RECEIVERS ETC	27	97	53	511 HYDROCARBONS, NES, DERIVTS	3 673	1 202	688
764 TELECOMM. EQUIP. PARTS NES	55	740	415	512 ALCOHOL, PHENOL, ETC. DERIV	10 640	2 762	1 531
771 ELECT POWER MACHNY. PARTS	195	173	99	513 CARBOXYLIC ACIDS, DERIVTS	54 312	12 556	7 198
772 ELEC. SWITCH. RELAY. CIRCUIT	178	818	449	514 NITROGEN-FUNCT. COMPOUNDS	22 692	17 246	9 861
773 ELECTR. DISTRIB. EQPT NES	2 168	1 074	599	515 ORGANO-INDORGANIC COMPDNS	7 426	20 168	11 441
775 DOM. ELEC. NON-ELEC. EQUIPT	47	104	60	516 OTHER ORGANIC CHEMICALS	21 896	10 578	5 897
778 ELECTRIC MACH. APPART. NES	292	279	153	522 INORGANIC CHEM. ELEMENTS	74 272	7 918	4 553
781 PASS. MOTOR VEHCLS. EX. BUS	148	776	452	523 METAL. SALTS, INDRGAN. ACID	17 400	3 576	2 023
784 PARTS, TRACTORS, MOTOR VEH	65	179	101	524 OTHER CHEMICAL COMPOUNDS	327	224	124
786 TRAILERS, SEMI-TRAILER, ETC	2 377	2 138	1 202	531 SYNTH. COLOURS, LAKES, ETC.	5 613	15 605	8 947
813 LIGHTNG FIXTURES ETC. NES	216	601	333	532 DYEING, TANNING MATERIALS	2 922	656	377
821 FURNITURE, CUSHIONS, ETC.	1 911	1 487	844	533 PIGMENTS, PAINTS, ETC.	7 043	4 723	2 690
831 TRUNK, SUIT-CASES, BAG, ETC	23	173	94	541 MEDICINES, ETC. EXC. GRP542	1 559	13 704	7 790
841 MENS, BOYS CLOTHNG, X-KNIT	19	243	135	542 MEDICAMENTS	503	5 466	3 085
842 WOMEN, GIRL CLOTHNG, XKNIT	6	260	148	551 ESSNTL. OIL, PERFUME, FLAVR	634	2 256	1 281
845 OTHR. TEXTILE APPAREL, NES	1	64	36	553 PERFUMERY, COSMETICS, ETC.	49	299	169
851 FOOTWEAR	16	114	60	554 SOAP, CLEANERS, POLISH, ETC	15 213	4 825	2 750
872 MEDICAL INSTRUMENTS NES		243	133	562 FERTILIZER, EXCEPT GRP272	1 262	1 199	687
874 MEASURE, CONTROL INSTRMNT	16	661	372	571 POLYMERS OF ETHYLENE	8 890	2 126	1 188
881 PHOTOGRAPH APPAR. ETC. NES	10	119	66	572 POLYMERS OF STYRENE	4 191	1 341	764
884 OPTICAL GOODS NES		278	156	573 POLYMERS, VINYL CHLORIDE	30 362	6 097	3 498
885 MATCHES AND CLOCKS	17	163	94	574 POLYACETAL, POLYCARBONATE	5 992	2 401	1 359
891 ARMS AND AMMUNITION	16	181	96	575 OTH. PLASTIC, PRIMARY FORM	15 597	9 092	5 173
892 PRINTED MATTER	29	85	47	581 PLASTIC TUBE, PIPE, HOSE	796	1 777	996
893 ARTICLES, NES, OF PLASTICS	400	420	234	582 PLASTIC PLATE, SHEETS, ETC	2 971	2 861	1 620
894 BABY CARRIAGE, TOYS, GAMES	66	262	151	591 INSECTICIDES, ETC.	4 588	8 866	4 992
895 OFFICE, STATIONERY SUPPLS	15	164	89	592 STARCHES, INULIN, ETC.	816	954	540
897 GOLD, SILVERWARE, JEWEL NES	3	2 206	1 241	597 PREPRD ADDITIVES, LIQUIDS	3 525	1 388	788
898 MUSICAL INSTRUMENTS, ETC.	33	103	57	598 MISC. CHEMICAL PRODTS. NES	30 654	12 421	7 085
899 MISC MANUFACTRD GOODS NES	70	203	111	600 CPL IND PLANT CHAP 69-76	381	477	259
COLOMBIA				621 MATERIALS OF RUBBER	82	196	111
IMPORTS	7 220 310	1 265 475	720 224	625 RUBBER TYRES, TUBES, ETC.	282	225	133
034 FISH, FRESH, CHILLED, FROZN	68	1 290	742	629 ARTICLES OF RUBBER, NES	955	835	482
037 FISH ETC. PREPD, PRSVD. NES	428	219	121	635 WOOD MANUFACTURES, NES	127	218	125
054 VEGETABLES	261	84	41	641 PAPER AND PAPERBOARD	6 137	3 157	1 794
057 FRUIT, NUTS EXCL. OIL NUTS	1 157 663	119 947	68 082	642 PAPER, PAPERBOARD, CUT ETC	354	427	232
058 FRUIT, PRESERVED, PREPARED	818	217	118	651 TEXTILE YARN	273	485	279
059 FRUIT, VEGETABLE JUICES	24 978	7 392	4 216	652 COTTON FABRICS, WOVEN	14	68	39
061 SUGARS, MOLASSES, HONEY	1 748	334	187	653 FABRICS, MAN-MADE FIBRES	109	595	333
071 COFFEE, COFFEE SUBSTITUTE	1 824 868	990 900	563 450	655 KNIT, CROCHET, FABRIC NES	21	203	117
072 COCOA	9 998	3 632	2 134	656 TULLE, LACE, EMBROIDRY. ETC	6	76	40
121 TOBACCO, UNMANUFACTURED	4 300	5 421	3 106	657 SPECIAL YARN, TXTL. FABRIC	226	1 308	754
222 OILSEED (SFT. FIX VEG. OIL)	4 810	767	430	658 TEXTILE ARTICLES NES	7	98	55
				662 CLAY, REFRCT. CONSTR. MATRL	8 285	1 217	687
				663 MINERAL MANUFACTURES, NES	1 120	1 247	702

7 IMPORTS AND EXPORTS (SPECIAL TRADE) BY COUNTRIES OF PRODUCTION AND CONSUMPTION AND BY GROUPS OF THE SITC-REV. III 1988

GROUP DESCRIPTION	DT = 100 KG	1 000 DM	1 000 \$	GROUP DESCRIPTION	DT = 100 KG	1 000 DM	1 000 \$
664 GLASS	3 447	966	542	112 ALCOHOLIC BEVERAGES	65	55	32
665 GLASSWARE	539	667	377	263 COTTON	24 107	1 551	867
666 POTTERY	15	116	68	281 IRON ORE, CONCENTRATES	6 185 811	22 010	12 158
667 PEARLS, PRECIOUS STONES	.	.	.	288 NON-FERROUS WASTE, SCRAP	15 241	6 598	3 636
671 PIG IRON, SPIEGELEISN, ETC	674	97	55	333 PETROLEUM OILS, CRUDE	50 214 133	917 116	524 062
673 FLAT-ROLLED IRON ETC.	142 145	11 849	6 869	334 PETROLEUM PRODUCTS	1 478 594	17 992	9 971
674 FLAT-ROLLED PLATED IRON	2 386	402	231	611 LEATHER	1	245	140
675 FLAT-ROLLED, ALLOY STEEL	15 565	2 671	1 521	625 RUBBER TYRES, TUBES, ETC.	731	516	303
676 IRON, STL. BAR, SHAPES ETC.	4 270	1 037	591	629 ARTICLES OF RUBBER, NES	31	64	35
677 RAILWAY TRACK IRON, STEEL	699	286	170	651 TEXTILE YARN	791	1 037	590
678 WIRE OF IRON OR STEEL	2 378	718	401	671 PIG IRON, SPIEGELEISN, ETC	9 204	935	551
679 TUBES, PIPES, ETC. IRON, STL	7 565	2 345	1 322	673 FLAT-ROLLED IRON ETC.	117 115	8 437	4 933
681 SILVER, PLATINUM, ETC.	.	196	106	674 FLAT-ROLLED PLATED IRON	13 579	1 282	723
682 COPPER	671	136	354	676 IRON, STL. BAR, SHAPES ETC.	44 989	2 799	1 594
683 NICKEL	70	266	148	679 TUBES, PIPES, ETC. IRON, STL	92 169	6 408	3 633
684 ALUMINIUM	2 979	2 032	1 154	682 COPPER	3 779	1 293	717
685 LEAD	78	71	40	684 ALUMINIUM	208 710	74 477	42 284
689 MISC. NON-FERR. BASE METAL	17	128	73	695 TOOLS	29	206	118
691 METALLIC STRUCTURES NES	70	330	177	713 INTRNL COMBUS PSTN ENGIN	392	640	365
692 CONTAINERS, STORAGE, TRNSP	76	95	54	718 OTH. POWR. GENRTNG. MACHNRY	207	227	134
693 WIRE PRODUCTS EXCL. ELECT	172	212	122	724 TEXTILE, LEATHER MACHINES	1	69	39
694 NAILS, SCREWS, NUTS, ETC.	164	278	154	771 ELECT POWER MACHNY. PARTS	1 044	2 003	1 213
695 TOOLS	2 714	5 409	3 072	772 ELEC. SWITCH, RELAY, CIRCUIT	13	77	45
696 CUTLERY	35	216	123	781 PASS. MOTOR VEHCLS. EX. BUS	677	1 007	563
699 MANUFACT. BASE METAL, NES	3 865	2 865	1 649	874 MEASURE, CONTROL INSTRMNT	.	79	43
700 CPL IND PLANT (84/85/87)	16 777	48 800	26 635	881 PHOTOGRAPH APPAR. ETC. NES	.	68	37
712 STEAM TURBINES	11	361	200	882 PHOTD. CINEMATOGRPH. SUPPL	16	74	45
713 INTRNL COMBUS PSTN ENGIN	1 290	2 892	1 623	892 PRINTED MATTER	1 227	468	267
716 ROTATING ELECTRIC PLANT	1 019	2 646	1 497	896 WORKS OF ART, ANTIQUE ETC	.	79	46
718 OTH. POWR. GENRTNG. MACHNRY	142	1 402	800	898 MUSICAL INSTRUMENTS, ETC.	23	61	34
721 AGRIC. MACHINES, EX. TRACTR	1 325	1 812	1 035	899 MISC MANUFCTRD GOODS NES	78	83	47
723 CIVIL ENGINEERING EQUIPT	3 977	9 449	5 464				
724 TEXTILE, LEATHER MACHINES	10 459	36 826	21 050	EXPORTS	2 490 350	1 342 018	761 007
725 PAPER, PULP MILL MACHINES	1 356	1 516	858	022 MILK AND CREAM	121 250	19 733	11 290
726 PRINTNG, BOOKBINDNG MACHS	1 763	6 638	3 763	024 CHEESE AND CURD	275	240	139
727 FOOD-PROCESS. MCH. NON DOM	555	2 086	1 187	037 FISH ETC. PREPD, PRSVD. NES	31	150	83
728 OTH. MACH. PTS, SPCL INDUST	8 465	23 410	13 270	048 CEREAL PREPARATIONS	311 639	12 735	7 231
731 METAL REMOVAL WORK TOOLS	944	1 792	1 031	054 VEGETABLES	35 321	4 402	2 425
733 MACH-TOOLS, METAL-WORKING	1 654	1 239	708	056 VEGETABLES, PRPD, PRSVD, NES	122	135	75
735 PARTS, NES, FOR MACH-TOOLS	96	953	531	061 SUGARS, MOLASSES, HONEY	4 035	525	297
737 METALWORKING MACHNRY NES	408	1 237	683	075 SPICES	98	114	65
741 HEATNG, COOLNG EQUIP, PART	.	.	.	081 ANIMAL FEED STUFF	1 735	682	398
742 PUMPS FOR LIQUIDS, PARTS	510	3 352	1 941	098 EDIBLE PROD. PREPRNTS, NES	1 012	341	196
743 PUMPS NES, CENTRIFUGS ETC	889	3 015	1 700	112 ALCOHOLIC BEVERAGES	869	369	213
744 MECHANICAL HANDLING EQUIP	1 956	4 758	2 672	232 SYNTHETIC RUBBER, ETC.	20 892	6 128	3 404
745 OTH. NONELEC MCH, TOOL, NES	2 084	13 291	7 455	248 WOOD, SIMPLY WORKED	4 095	382	209
746 BALL OR ROLLER BEARINGS	315	1 191	680	251 PULP AND WASTE PAPER	1 677	280	160
747 TAPS, COCKS, VALVES, ETC.	536	1 592	901	263 COTTON	4 644	1 303	691
748 TRANSMISSIONS SHAFTS ETC	746	2 475	1 403	266 SYNTHETIC FIBRES	8 371	3 548	2 004
749 NON-ELECT MACH. PARTS, ETC	441	3 317	1 880	267 OTHER MAN-MADE FIBRES	163	56	30
751 OFFICE MACHINES	181	2 397	1 366	273 STONE, SAND AND GRAVEL	946	72	39
752 AUTOMATC. DATA PROC. EQUIP	5	333	186	278 OTHER CRUDE MINERALS	46 394	2 710	1 540
759 PARTS, FOR OFFICE MACHINS	7	490	271	285 ALUMINIUM ORE, CONCTR. ETC	7 189	887	505
764 TELECOMM. EQUIP. PARTS NES	3 597	69 340	39 726	291 CRUDE ANIMAL MATERLS. NES	27	107	60
771 ELECT POWER MACHNY. PARTS	500	2 851	1 587	292 CRUDE VEG. MATERIALS, NES	3 093	11 984	6 780
772 ELEC. SWITCH, RELAY, CIRCUIT	1 213	10 366	5 843	334 PETROLEUM PRODUCTS	508	81	50
773 ELECTR DISTRIB. EQPT NES	115	218	120	335 RESIDUAL PETROL. PRODUCTS	73 206	3 831	2 187
774 ELECTRO-MEDCL, XRAY EQUIP	257	6 677	3 810	411 ANIMAL OILS AND FATS	208	106	58
775 DDM. ELEC. NON-ELEC. EQUIPT	105	235	138	422 FIXED VEG. FAT, OILS, OTHER	8 330	750	435
776 TRANSISTORS, VALVES, ETC.	.	262	147	431 ANIMAL, VEG. FATS, OILS, NES	4 050	1 212	688
778 ELECTRIC. MACH. APPART. NES	1 816	7 969	4 528	511 HYDROCARBONS, NES, DERIVTS	4 305	1 267	722
781 PASS. MOTOR VEHCLS. EX. BUS	2 863	9 310	5 315	512 ALCOHOL, PHENOL, ETC. DERIV	29 529	7 523	4 270
782 GOODS, SPCL TRANSPORT VEH	2 785	4 386	2 582	513 CARBOXYLIC ACIDS, DERIVTS	20 492	7 352	4 149
784 PARTS, TRACTORS, MOTOR VEH	2 313	7 617	4 352	514 NITROGEN-FUNCT. COMPOUNDS	22 811	18 217	10 308
785 CYCLES, MOTORCYCLES ETC.	99	319	181	515 ORGANO-INORGANIC COMPNDS	12 682	24 446	13 685
791 RAILWAY VEHICLES, EQUIPNT	7 510	31 289	17 686	516 OTHER ORGANIC CHEMICALS	32 915	7 483	4 244
792 AIRCRAFT, ASSOCTD. EQUIPNT	.	99	56	522 INORGANIC CHEM. ELEMENTS	206 872	15 144	8 735
793 SHIP, BOAT, FLOAT. STRUCTRS	1 842	117	63	523 METAL. SALTS, INORGAN. ACID	83 154	10 908	6 102
813 LIGHTNG FIXTURES ETC. NES	73	270	155	524 OTHER CHEMICAL COMPOUNDS	4 598	1 185	672
821 FURNITURE, CUSHIONS, ETC.	25	69	38	531 SYNTH. COLOURS, LAKES, ETC.	5 906	21 271	12 127
841 MENS, BOYS CLOTHNG, X-KNIT	75	100	58	532 DYEING, TANNING MATERIALS	24 720	5 299	3 092
871 OPTICAL INSTRUMENTS, NES	24	1 520	871	533 PIGMENTS, PAINTS, ETC.	34 103	16 954	9 640
872 MEDICAL INSTRUMENTS NES	193	3 644	2 102	541 MEDICINES, ETC. EXC. GRP542	3 490	20 406	11 452
873 METERS, COUNTERS, NES	94	830	467	542 MEDICAMENTS	555	6 197	3 461
874 MEASURE, CONTROL INSTRMNT	578	7 342	4 168	551 ESSNTL. OIL, PERFUME, FLAVR	4 508	14 347	8 179
881 PHOTOGRAPH APPAR. ETC. NES	93	1 176	662	553 PERFUMERY, COSMETICS, ETC.	3 308	395	217
882 PHOTD. CINEMATOGRPH. SUPPL	3 929	6 535	3 679	554 SOAP, CLEANERS, POLISH, ETC	10 280	4 923	2 828
884 OPTICAL GOODS NES	3	345	199	562 FERTILIZER, EXCEPT GRP272	2 221	1 340	712
885 WATCHES AND CLOCKS	97	807	459	571 POLYMERS OF ETHYLENE	9 199	4 425	2 437
891 ARMS AND AMMUNITION	43	927	538	572 POLYMERS OF STYRENE	5 300	1 648	933
892 PRINTED MATTER	698	1 661	933	573 POLYMERS, VINYL CHLORIDE	26 409	6 531	3 601
893 ARTICLES, NES, OF PLASTICS	262	563	315	574 POLYACETAL, POLYCARBONATE	3 300	2 059	1 161
894 BABY CARRIAGE, TOYS, GAMES	28	64	36	575 OTH. PLASTIC, PRIMARY FORM	36 386	26 784	15 167
895 OFFICE, STATIONERY SUPPLS	91	1 299	729	581 PLASTIC TUBE, PIPE, HOSE	1 013	3 384	1 960
896 WORKS OF ART, ANTIQUE ETC	2	1 637	913	582 PLASTIC PLATE, SHEETS, ETC	916	1 328	746
897 GOLD, SILVERWARE, JEWEL NES	1	1 239	686	583 MONOFILAMENT OF PLASTICS	120	260	152
898 MUSICAL INSTRUMENTS, ETC.	45	229	127	591 INSECTICIDES, ETC.	8 503	7 645	4 390
899 MISC MANUFCTRD GOODS NES	26	538	302	592 STARCHES, INULIN, ETC.	4 598	2 002	1 125
				597 PREPRD ADDITIVES, LIQUIDS	3 914	2 808	1 580
				598 MISC. CHEMICAL PRDCTS. NES	56 578	24 520	13 915
VENEZUELA				611 LEATHER	34	282	159
IMPORTS	58 452 346	1 094 534	623 951	612 MANUFACT. LEATHER ETC. NES	5	113	62
034 FISH, FRESH, CHILLED, FROZDN	11	82	47	621 MATERIALS OF RUBBER	390	1 199	674
054 VEGETABLES	1 645	284	167	625 RUBBER TYRES, TUBES, ETC.	79	105	57
057 FRUIT, NUTS EXCL. OIL NUTS	3 210	1 079	630	629 ARTICLES OF RUBBER, NES	2 010	6 395	3 591
059 FRUIT, VEGETABLE JUICES	1 116	287	172	634 VENEERS, PLYWOOD, ETC.	131	68	36
071 COFFEE, COFFEE SUBSTITUTE	27 799	15 732	8 635	641 PAPER AND PAPERBOARD	31 038	13 874	7 849
072 COCOA	2 692	1 269	721	642 PAPER, PAPERBOARD, CUT ETC	361	462	259

7 IMPORTS AND EXPORTS (SPECIAL TRADE) BY COUNTRIES OF PRODUCTION AND CONSUMPTION AND BY GROUPS OF THE SITC-REV. III 1988

GROUP DESCRIPTION	DT = 100 KG	1 000 DM	1 000 \$	GROUP DESCRIPTION	DT = 100 KG	1 000 DM	1 000 \$
651 TEXTILE YARN	2 876	3 174	1 799	894 BABY CARRIAGE, TOYS, GAMES	43	140	73
652 COTTON FABRICS, WOVEN	134	709	414	895 OFFICE, STATIONERY SUPPLS	298	2 994	1 696
653 FABRICS, MAN-MADE FIBRES	282	1 665	967	896 WORKS OF ART, ANTIQUE ETC	1	299	172
654 DTH. TEXTILE FABRIC, WOVEN	47	369	211	897 GOLD, SILVERWARE, JEWEL NES	11	762	428
655 KNIT, CROCHET, FABRIC NES	95	464	261	898 MUSICAL INSTRUMENTS, ETC.	672	3 250	1 839
656 TULLE, LACE, EMBROIDRY, ETC	4	138	79	899 MISC MANUFCTRD GOODS NES	108	1 405	806
657 SPECIAL YARN, TXTL. FABRIC	1 293	3 444	1 957	961 COIN NONGOLD NONCURRENT	1 479	1 447	835
658 TEXTILE ARTICLES NES	24	105	57				
662 CLAY, REFRCT. CONSTR. MATRL	230 753	25 625	14 438	GUYANA			
663 MINERAL MANUFACTURES, NES	9 182	5 558	3 176				
664 GLASS	505	817	470	IMPORTS	604 707	23 013	13 093
665 GLASSWARE	352	597	332				
666 POTTERY	221	479	271	001 LIVE ANIMALS	26	354	203
667 PEARLS, PRECIOUS STONES				034 FISH, FRESH, CHILLED, FROZN	2	97	59
671 PIG IRON, SPIEGELEISN, ETC	10 925	3 630	2 027	042 RICE	40 467	3 813	2 212
673 FLAT-ROLLED IRON ETC.	304 822	24 280	13 865	112 ALCOHOLIC BEVERAGES	14 558	2 255	1 279
674 FLAT-ROLLED PLATED IRON	30 399	3 589	1 998	285 ALUMINIUM ORE, CONCTR. ETC	526 885	15 287	8 659
675 FLAT-ROLLED, ALLOY STEEL	66 154	15 883	8 938	287 ORE, CONCENTR. BASE METALS	15 920	418	227
676 IRON, STL. BAR, SHAPES ETC.	27 673	4 795	2 714	512 ALCOHOL, PHENOL, ETC. DERIV	6 824	750	433
677 RAILWAY TRACK IRON, STEEL	3 576	1 145	631				
678 WIRE OF IRON OR STEEL	6 707	1 933	1 113	EXPORTS	12 916	9 065	5 148
679 TUBES, PIPES, ETC. IRON, STL	139 708	30 807	17 213				
681 SILVER, PLATINUM, ETC.	2	316	180	022 MILK AND CREAM	4 100	935	535
682 COPPER	7 702	5 529	3 160	335 RESIDUAL PETROL. PRODUCTS	198	59	33
683 NICKEL	983	2 084	1 152	524 OTHER CHEMICAL COMPOUNDS	2 294	128	74
684 ALUMINIUM	61 211	33 313	19 120	598 MISC. CHEMICAL PRODTS. NES	240	74	40
685 LEAD	292	79	44	629 ARTICLES OF RUBBER, NES	476	400	233
686 ZINC	1 800	539	309	675 FLAT-ROLLED, ALLOY STEEL	296	73	43
689 MISC. NON-FERR. BASE METAL	13	102	54	679 TUBES, PIPES, ETC. IRON, STL	286	109	61
691 METALLIC STRUCTURES NES	1 145	1 196	685	691 METALLIC STRUCTURES NES	64	91	49
692 CONTAINERS, STORAGE, TRNSP	214	429	241	695 TOOLS	158	379	220
693 WIRE PRODUCTS EXCL. ELECT	1 270	1 002	566	699 MANUFACTS. BASE METAL, NES	1 196	286	169
694 NAILS, SCREWS, NUTS, ETC.	1 218	1 472	839	723 CIVIL ENGINEERING EQUIPT	505	1 614	895
695 TOOLS	3 984	10 252	5 850	727 FOOD-PROCESS. MCH. NON DOM	29	69	39
696 CUTLERY	420	2 031	1 157	728 OTH. MACH. PTS, SPCL INDUST	178	301	175
697 HOUSEHOLD EQUIPMENT, NES	35	100	54	731 METAL REMOVAL WORK TOOLS	8	53	30
699 MANUFACTS. BASE METAL, NES	5 483	6 577	3 701	741 HEATING, COOLNG EQUIP, PART			
700 CPL IND PLANT (84/85/87)	14 684	54 689	31 914	744 MECHANICAL HANDLNG EQUIP	42	131	76
711 STEAM GENER. BOILERS, ETC.	1 204	2 677	1 560	745 OTH. NONELEC MCH, TOOL, NES	54	297	169
712 STEAM TURBINES	10	1 042	596	781 PASS. MOTOR VEHCLS. EX. BUS	655	2 692	1 542
713 INTRNL COMBUS PSTN ENGIN	15 372	30 157	17 232	872 MEDICAL INSTRUMENTS NES	1	62	34
716 ROTATING ELECTRIC PLANT	10 698	27 915	15 622	874 MEASURE, CONTROL INSTRMNT	8	165	98
718 OTH. POWR. GENRTRNG. MACHNRY	651	1 618	919				
721 AGRIC. MACHINES, EX. TRACTR	1 445	3 237	1 815	SURINAME			
722 TRACTORS	1 335	1 665	986				
723 CIVIL ENGINEERING EQUIPT	10 449	11 392	6 437	IMPORTS	897 165	46 534	26 556
724 TEXTILE, LEATHER MACHINES	24 133	106 505	59 624				
725 PAPER, PULP MILL MACHINES	2 244	12 056	6 701	001 LIVE ANIMALS	6	54	32
726 PRINTNG, BOOKBINDNG MACHS	2 475	12 112	6 756	042 RICE	165 454	15 164	8 716
727 FOOD-PROCESS. MCH. NON DOM	2 190	10 168	5 812	047 OTHER CEREAL MEAL, FLOURS	507	57	33
728 OTH. MACH. PTS, SPCL INDUST	21 500	76 170	43 384	247 WOOD ROUGH, ROUGH SQUARED	15 160	791	450
731 METAL REMOVAL WORK TOOLS	1 961	9 213	5 270	285 ALUMINIUM ORE, CONCTR. ETC	701 766	25 843	14 690
733 MACH-TOOLS, METAL-WORKING	1 939	8 698	4 863	288 NON-FERROUS WASTE, SCRAP	425	134	80
735 PARTS, NES, FOR MACH-TOOLS	293	2 348	1 326	682 COPPER	207	54	32
737 METALWORKING MACHNRY NES	14 109	11 494	6 414	684 ALUMINIUM	12 967	4 209	2 400
741 HEATING, COOLNG EQUIP, PART							
742 PUMPS FOR LIQUIDS, PARTS	1 400	10 519	6 025	EXPORTS	110 984	14 262	8 047
743 PUMPS NES, CENTRIFUGS ETC	4 752	24 488	13 870				
744 MECHANICAL HANDLNG EQUIP	6 440	13 928	7 946	061 SUGARS, MOLASSES, HONEY	27 156	1 092	618
745 OTH. NONELEC MCH, TOOL, NES	4 433	31 787	18 062	278 OTHER CRUDE MINERALS	4 200	75	42
746 BALL OR ROLLER BEARINGS	2 416	7 394	4 197	515 ORGANIC-INORGANIC CPNDNS	187	111	66
747 TAPS, COCKS, VALVES, ETC.	3 728	12 062	6 808	522 INORGANIC CHEM. ELEMENTS	50 027	1 752	928
748 TRANSMISSIONS SHAFTS ETC	5 272	15 497	8 689	524 OTHER CHEMICAL COMPOUNDS	975	52	31
749 NON-ELECT MACH. PARTS, ETC	3 141	13 243	7 533	541 MEDICINES, ETC. EXC. GRP542	57	228	133
751 OFFICE MACHINES	839	6 598	3 729	542 MEDICAMENTS	160	374	207
752 AUTOMATC. DATA PROC. EQUIP	375	7 642	4 344	562 FERTILIZER, EXCEPT GRP272	11 300	351	190
759 PARTS, FOR OFFICE MACHINS	202	2 372	1 330	571 POLYMERS OF ETHYLENE	4 084	971	541
761 TELEVISION RECEIVERS ETC	4	128	73	572 POLYMERS OF STYRENE	340	108	58
763 SOUND RECORDER, PHONOGRPH	50	271	160	573 POLYMERS, VINYL CHLORIDE	393	115	69
764 TELECOMM. EQUIP. PARTS NES	2 536	31 178	17 952	574 POLYACETAL, POLYCARBONATE	298	80	42
771 ELECT POWR. MACHNRY, PARTS	3 367	5 711	3 174	575 OTH. PLASTIC, PRIMARY FORM	1 013	141	83
772 ELEC. SWITCH. RELAY. CIRCUIT	7 403	42 010	23 693	591 INSECTICIDES, ETC.	553	1 091	621
773 ELECTR DISTRIB. EQPT NES	1 151	3 398	1 953	598 MISC. CHEMICAL PRODTS. NES	81	55	33
774 ELECTRO-MEDCL. XRAY EQUIP	438	9 131	5 217	621 MATERIALS OF RUBBER	32	53	31
775 DOM. ELEC. NON-ELEC. EQUIPT	40	519	290	641 PAPER AND PAPERBOARD	964	225	129
776 TRANSISTORS, VALVES, ETC.	12	1 304	736	664 GLASS	420	61	32
778 ELECTRIC. MACH. APPART. NES	1 929	8 492	4 789	676 IRON, STL. BAR, SHAPES ETC.	1 315	124	74
781 PASS. MOTOR VEHCLS. EX. BUS	4 438	21 852	12 517	679 TUBES, PIPES, ETC. IRON, STL	628	117	71
782 GOODS, SPCL TRANSPORT VEH	217	537	301	685 LEAD	247	99	56
784 PARTS, TRACTORS, MOTOR VEH	15 452	33 249	18 901	693 WIRE PRODUCTS EXCL. ELECT	486	128	73
786 TRAILERS, SEMI-TRAILR, ETC	232	150	88	694 NAILS, SCREWS, NUTS, ETC.	64	56	32
791 RAILWAY VEHICLES, EQUIPNT	74	199	113	695 TOOLS	23	116	68
792 AIRCRAFT, ASSOCTD. EQUIPNT	50	1 521	890	716 ROTATING ELECTRIC PLANT	53	204	118
813 LIGHTNG FIXTURES ETC. NES	269	965	559	721 AGRIC. MACHINES, EX. TRACTR	283	819	462
821 FURNITURE, CUSHIONS, ETC.	837	1 036	580	723 CIVIL ENGINEERING EQUIPT	1 779	1 632	947
831 TRUNK, SUIT-CASES, BAG, ETC	10	73	39	727 FOOD-PROCESS. MCH. NON DOM	5	72	41
848 CLOTHNG, NONXTL; HEADGEAR	6	215	120	728 OTH. MACH. PTS, SPCL INDUST	126	147	83
851 FOOTWEAR	33	132	73	744 MECHANICAL HANDLNG EQUIP	941	588	344
871 OPTICAL INSTRUMENTS, NES	36	1 661	937	745 OTH. NONELEC MCH, TOOL, NES	10	104	56
872 MEDICAL INSTRUMENTS NES	424	7 514	4 252	747 TAPS, COCKS, VALVES, ETC.	25	55	31
873 METERS, COUNTERS, NES	1 218	8 102	4 526	748 TRANSMISSIONS SHAFTS ETC	27	52	30
874 MEASURE, CONTROL INSTRMNT	1 063	20 674	11 772	749 NON-ELECT MACH. PARTS, ETC	2	52	30
881 PHOTOGRAPH APPAR. ETC. NES	275	4 569	2 612	764 TELECOMM. EQUIP. PARTS NES	1	77	42
882 PHOTO. CINEMATOGRPH. SUPPL	1 454	5 224	2 894	772 ELEC. SWITCH. RELAY. CIRCUIT	30	136	73
884 OPTICAL GOODS NES	18	621	353	778 ELECTRIC. MACH. APPART. NES	251	182	103
885 WATCHES AND CLOCKS	31	959	538	781 PASS. MOTOR VEHCLS. EX. BUS	378	718	409
891 ARMS AND AMMUNITION	299	2 376	1 324	784 PARTS, TRACTORS, MOTOR VEH	81	284	160
892 PRINTED MATTER	1 448	3 615	2 130	851 FOOTWEAR	29	104	58
893 ARTICLES, NES, OF PLASTICS	860	2 141	1 204	874 MEASURE, CONTROL INSTRMNT	5	143	86

7 IMPORTS AND EXPORTS (SPECIAL TRADE) BY COUNTRIES OF PRODUCTION AND CONSUMPTION AND BY GROUPS OF THE SITC-REV. III 1988

GROUP DESCRIPTION	DT = 100 KG	1 000 DM	1 000 \$	GROUP DESCRIPTION	DT = 100 KG	1 000 DM	1 000 \$
882 PHOTO.CINEMATOGRPH.SUPL	51	153	90	554 SOAP,CLEANERS,POLISH,ETC	5 937	2 156	1 219
898 MUSICAL INSTRUMENTS,ETC.	92	179	107	562 FERTILIZER,EXCEPT GRP272	10 432	700	396
FRENCH GUIAN				571 POLYMERS OF ETHYLENE	9 708	2 104	1 176
IMPORTS				572 POLYMERS OF STYRENE	308	94	54
289 PREC.METAL DRES,CONCTRTS	31 815	1 520	844	573 POLYMERS,VINYL CHLORIDE	27 112	5 733	3 205
334 PETROLEUM PRODUCTS	31 775	808	444	574 POLYACETAL,POLYCARBONATE	7 221	1 045	609
752 AUTOMATC.DATA PROC.EQUIP	34	60	34	575 OTH.PLASTIC,PRIMARY FORM	10 281	3 185	1 808
971 GOLD,NONMONTRY EXCL DRES		143	80	581 PLASTIC TUBE,PIPE,HOSE	105	269	154
EXPORTS				582 PLASTIC PLATE,SHEETS,ETC	848	715	404
112 ALCOHOLIC BEVERAGES	1 334	203	116	591 INSECTICIDES, ETC.	2 724	3 732	2 074
122 TOBACCO, MANUFACTURED	96	279	156	592 STARCHES,INULIN,ETC.	841	572	324
278 OTHER CRUDE MINERALS	3 391	111	65	597 PREPRD ADDITIVES,LIQUIDS	700	244	138
514 NITROGEN-FUNCT.COMPOUNDS	9	110	61	598 MISC.CHEMICAL PRODTS.NES	8 996	4 272	2 444
522 INORGANIC CHEM.ELEMENTS	7	60	33	600 CPL IND PLANT CHAP 69-76	1 097	420	250
533 PIGMENTS, PAINTS, ETC.	86	70	38	621 MATERIALS OF RUBBER	89	239	136
666 POTTERY	78	61	35	623 ARTICLES OF RUBBER, NES	236	639	351
691 METALLIC STRUCTURES NES	531	332	192	641 PAPER AND PAPERBOARD	2 818	948	532
695 TOOLS	62	138	79	642 PAPER,PAPERBOARD,CUT ETC	254	257	144
713 INTRNL COMBUS PSTN ENGIN	19	104	59	651 TEXTILE YARN	730	338	185
721 AGRIC.MACHINES,EX.TRACTR	26	82	47	655 KNIT.CROCHET FABRIC NES	291	220	126
723 CIVIL ENGINEERING EQUIPT	180	64	34	657 SPECIAL YARN,TXTL.FABRIC	277	502	285
728 OTH.MACH,PTS,SPCL INDUST	256	1 247	720	658 TEXTILE ARTICLES NES	49	55	33
743 PUMPS NES,CENTRIFUGS ETC	31	110	64	662 CLAY,REFRCT.CONSTR.MATRL	13 293	2 030	1 098
745 OTH.NONELEC MCH,TOOL,NES	64	393	216	663 MINERAL MANUFACTURES,NES	1 277	563	314
775 DOM.ELEC.NON-ELEC.EQUIPT	47	110	60	664 GLASS	1 269	877	497
778 ELECTRIC.MACH.APPART.NES	42	73	40	665 GLASSWARE	196	199	121
781 PASS.MOTOR VEHCLS.EX.BUS	950	2 721	1 545	666 POTTERY	65	81	45
782 GOODS,SPCL TRANSPORT VEH	1 096	1 441	771	671 PIG IRON, SPIEGELEISN,ETC	490	67	37
783 ROAD MOTOR VEHICLES NES	86	119	64	673 FLAT-ROLLED IRON ETC.	53 629	4 468	2 598
784 PARTS,TRACTORS,MOTOR VEH	811	1 417	789	674 FLAT-ROLLED PLATED IRON	88 461	10 075	5 747
786 TRAILERS,SEMI-TRAILR,ETC	158	268	153	675 FLAT-ROLLED, ALLOY STEEL	2 076	233	127
792 AIRCRAFT,ASSOCTD.EQUIPNT	420	90 651	50 312	676 IRON,STL.BAR,SHAPES ETC.	1 480	345	198
821 FURNITURE,CUSHIONS,ETC.	168	124	68	679 TUBES,PIPES,ETC.IRON,STL	574	239	131
874 MEASURE,CONTROL INSTRMNT	1	3 143	1 752	682 COPPER	362	334	189
893 ARTICLES,NES,OF PLASTICS	277	126	68	684 ALUMINIUM	4 931	3 602	2 050
ECUADOR				691 METALLIC STRUCTURES NES	264	81	45
IMPORTS				692 CONTAINERS,STORAGE,TRNSP	315	292	152
036 CRUSTACEANS,MOLLUSCS ETC	658	835	481	693 WIRE PRODUCTS EXCL.ELECT	799	318	183
054 VEGETABLES	346	101	59	694 NAILS,SCREWS,NUTS,ETC.	342	240	135
056 VEGETABLES,PRPD,PRSYD,NES	3 948	1 939	1 101	695 TOOLS	914	2 393	1 365
057 FRUIT,NUTS EXCL.OIL NUTS	1 733 148	179 295	102 627	696 CUTLERY	28	117	66
059 FRUIT,VEGETABLE JUICES	3 520	1 798	1 021	697 HOUSEHOLD EQUIPMENT,NES	15	105	58
071 COFFEE,COFFEE SUBSTITUTE	47 196	22 898	13 007	699 MANUFACTS.BASE METAL,NES	890	828	475
072 COCOA	29 845	11 826	6 739	700 CPL IND PLANT (84/85/87)	722	1 669	985
074 TEA AND MATE	308	81	45	712 STEAM TURBINES	2	100	57
081 ANIMAL FEED STUFF	276 387	24 628	13 622	713 INTRNL COMBUS PSTN ENGIN	1 215	4 124	2 328
248 WOOD, SIMPLY WORKED	3 258	1 254	727	716 ROTATING ELECTRIC PLANT	77	410	224
265 VEGETABLE TEXTILE FIBRES	638	158	88	718 OTH.POWR.GENRTNG.MACHNRY	41	550	298
292 CRUDE VEG.MATERIALS, NES	3 843	2 660	1 535	721 AGRIC.MACHINES,EX.TRACTR	51	91	53
513 CARBOXYLIC ACIDS,DERIVTS	100	50	30	722 TRACTORS	1 517	1 519	894
532 DYEING,TANNING MATERIALS	16	112	60	723 CIVIL ENGINEERING EQUIPT	1 393	1 981	1 094
541 MEDICINES,ETC.EXC.GRP542	33	231	132	724 TEXTILE,LEATHER MACHINES	1 113	5 305	3 025
611 LEATHER	8	78	44	725 PAPER,PULP MILL MACHINES	126	629	374
634 VENEERS, PLYWOOD, ETC.	465	431	247	726 PRINTNG,BOOKBINDNG MACHS	586	2 950	1 716
635 WOOD MANUFACTURES, NES	120	169	96	727 FOOD-PROCESS.MCH.NON DOM	392	839	479
657 SPECIAL YARN,TXTL.FABRIC	5	52	30	728 OTH.MACH,PTS,SPCL INDUST	754	3 632	2 070
845 OTHR.TEXTILE APPAREL,NES	288	469	267	731 METAL REMOVAL WORK TOOLS	158	323	185
899 MISC MANUFCTRD GOODS NES	102	222	124	733 MACH-TOOLS,METAL-WORKING	100	339	190
961 COIN NONGOLD NONCURRENT	1 800	828	439	735 PARTS,NES,FOR MACH-TOOLS	40	335	187
971 GOLD,NONMONTRY EXCL DRES		744	425	737 METALWORKING MACHNRY,NES	108	605	347
EXPORTS				741 HEATING,COOLNG EQUIP,PART			
022 MILK AND CREAM	1 650	607	347	742 PUMPS FOR LIQUIDS,PARTS	407	2 699	1 523
061 SUGARS,MOLASSES,HONEY	882	118	67	743 PUMPS NES,CENTRIFUGS ETC	99	896	511
081 ANIMAL FEED STUFF	1 721	574	328	744 MECHANICAL HANDLNG EQUIP	386	1 011	576
098 EDIBLE PROD.PREPRTRS,NES	67	107	60	745 OTH.NONELEC MCH,TOOL,NES	617	2 866	1 626
112 ALCOHOLIC BEVERAGES	941	356	208	746 BALL DR ROLLER BEARINGS	27	192	107
232 SYNTHETIC RUBBER, ETC.	5 027	783	460	747 TAPS,COCKS,VALVES,ETC.	35	286	159
266 SYNTHETIC FIBRES	17 496	4 069	2 299	748 TRANSMISSIONS SHAFTS ETC	247	2 829	1 538
278 OTHER CRUDE MINERALS	498	62	35	749 NON-ELECT MACH.PARTS,ETC	93	1 236	703
292 CRUDE VEG.MATERIALS, NES	136	484	281	751 OFFICE MACHINES	68	210	117
334 PETROLEUM PRODUCTS	1 945	352	199	752 AUTOMATC.DATA PROC.EQUIP	21	309	182
335 RESIDUAL PETROL.PRODUCTS	15 170	1 266	702	753 SOUND RECORDER,PHONOGRPH	8	138	80
431 ANIMAL,VEG.FATS,OILS,NES	1 254	289	158	754 TELECOMM.EQUIP.PARTS NES	443	18 539	10 916
511 HYDROCARBONS,NES,DERIVTS	1 025	339	190	771 ELECT POWER MACHNRY,PARTS	180	254	148
512 ALCOHOL,PHENOL,ETC.DERIV	1 722	746	430	772 ELEC.SWITCH,RELAY,CIRCUIT	454	2 442	1 398
513 CARBOXYLIC ACIDS,DERIVTS	1 761	5 243	2 901	773 ELECTR DISTRIBT.EQPT NES	132	182	106
514 NITROGEN-FUNCT.COMPOUNDS	1 021	2 272	1 279	774 ELECTRO-MEDCL,XRAY EQUIP	152	3 534	1 973
515 ORGANO-INORGANIC COMPNDS	1 639	4 625	2 620	776 TRANSISTORS,VALVES,ETC.	3	137	81
516 OTHER ORGANIC CHEMICALS	497	486	276	778 ELECTRIC.MACH.APPART.NES	910	3 146	1 794
522 INORGANIC CHEM.ELEMENTS	6 891	1 362	770	781 PASS.MOTOR VEHCLS.EX.BUS	2 190	7 292	4 143
523 METAL.SALTS,INORGAN.ACID	13 361	1 662	933	782 GOODS,SPCL TRANSPORT VEH	2 172	4 773	2 835
524 OTHER CHEMICAL COMPOUNDS	544	70	40	783 ROAD MOTOR VEHICLES NES	95	169	96
531 SYNTH.COLOURS,LAKES,ETC.	1 218	3 388	1 921	784 PARTS,TRACTORS,MOTOR VEH	2 562	7 834	4 417
532 DYEING,TANNING MATERIALS	647	180	103	786 TRAILERS,SEMI-TRAILR,ETC	356	169	101
533 PIGMENTS, PAINTS, ETC.	6 115	3 304	1 864	793 SHIP,BOAT,FLOAT.STRUCTRS	35	164	94
541 MEDICINES,ETC.EXC.GRP542	594	8 554	4 852	813 LIGHTNG FIXTURES ETC.NES	47	77	43
542 MEDICAMENTS	759	8 240	4 686	821 FURNITURE,CUSHIONS,ETC.	65	90	49
551 ESSNTL.OIL,PERFUME,FLAVR	139	616	354	846 CLOTHING ACCESSRS,FABRIC	1	60	34
553 PERFUMERY,COSMETICS,ETC.	147	173	98	848 CLOTHING,NONTXTL;HEADGEAR	13	59	30
				871 OPTICAL INSTRUMENTS,NES	7	458	267
				872 MEDICAL INSTRUMENTS NES	559	3 459	1 991
				873 METERS,COUNTERS,NES	13	189	108
				874 MEASURE,CONTROL INSTRMNT	167	3 505	1 988
				881 PHOTOGRAPH APPAR.ETC.NES	40	620	362
				882 PHOTO.CINEMATOGRPH.SUPL	250	637	360
				884 OPTICAL GOODS NES		74	39
				891 ARMS AND AMMUNITION	19	209	116
				892 PRINTED MATTER	272	362	202
				893 ARTICLES,NES,OF PLASTICS	362	1 007	572

7 IMPORTS AND EXPORTS (SPECIAL TRADE) BY COUNTRIES OF PRODUCTION AND CONSUMPTION AND BY GROUPS OF THE SITC-REV. III 1988

GROUP DESCRIPTION	DT = 100 KG	1 000 DM	1 000 \$	GROUP DESCRIPTION	DT = 100 KG	1 000 DM	1 000 \$
895 OFFICE, STATIONERY SUPPLS	286	1 116	628	571 POLYMERS OF ETHYLENE	8 566	1 560	909
897 GOLD, SILVERWARE, JEWEL NES		326	193	572 POLYMERS OF STYRENE	5 508	1 698	989
898 MUSICAL INSTRUMENTS, ETC.	13	132	76	573 POLYMERS, VINYL CHLORIDE	4 900	1 333	773
899 MISC MANUFCTRD GOODS NES	90	265	150	574 POLYACETAL, POLYCARBONATE	1 346	791	452
PERU				575 OTH. PLASTIC, PRIMARY FORM	8 346	3 681	2 099
IMPORTS	2 020 018	293 131	165 870	581 PLASTIC TUBE, PIPE, HOSE	528	583	338
001 LIVE ANIMALS	2	105	59	582 PLASTIC PLATE, SHEETS, ETC	561	873	494
012 OTHER MEAT, MEAT OFFAL	121	67	40	591 INSECTICIDES, ETC.	9 240	11 811	6 687
034 FISH, FRESH, CHILLED, FROZEN	1 147	457	255	592 STARCHES, INULIN, ETC.	6 653	945	539
054 VEGETABLES	1 746	894	505	593 EXPLOSIVES, PYROTECHNICS	23	197	110
056 VEGETABLES, PRPD, PRSVD, NES	15 332	5 187	2 942	597 PREPRD ADDITIVES, LIQUIDS	2 268	1 195	681
057 FRUIT, NUTS EXCL. OIL NUTS	8 774	3 210	1 863	598 MISC. CHEMICAL PRODTS. NES	14 562	8 516	4 864
058 FRUIT, PRESERVED, PREPARED	4 629	902	522	600 CPL IND PLANT CHAP 69-76	23	56	31
059 FRUIT, VEGETABLE JUICES	4 601	1 899	1 087	621 MATERIALS OF RUBBER	208	612	344
071 COFFEE, COFFEE SUBSTITUTE	22 960	12 181	6 959	625 RUBBER TYRES, TUBES, ETC.	385	373	208
072 COCOA	175	125	74	629 ARTICLES OF RUBBER, NES	371	1 256	715
081 ANIMAL FEED STUFF	801 073	67 853	37 973	635 WOOD MANUFACTURES, NES	47	81	47
121 TOBACCO, UNMANUFACTURED	706	321	184	641 PAPER AND PAPERBOARD	5 166	2 331	1 328
263 COTTON	1 865	748	416	642 PAPER, PAPERBOARD, CUT ETC	68	159	90
268 WOOL, OTHER ANIMAL HAIR	5 243	7 891	4 538	651 TEXTILE YARN	177	263	148
272 FERTILIZERS, CRUDE	8 280	726	415	653 FABRICS, MAN-MADE FIBRES	47	281	163
278 OTHER CRUDE MINERALS	105 318	935	558	656 TULLE, LACE, EMBROIDRY. ETC	6	269	153
283 COPPER ORES, CONCENTRATES	222 601	23 251	13 094	657 SPECIAL YARN, TXTL. FABRIC	342	1 068	602
287 ORE, CONCENTR. BASE METALS	599 246	33 503	18 957	662 CLAY, REFRCT. CONSTR. MATRL	14 669	2 830	1 625
289 PREC. METAL ORES, CONCENTRATES	5 244	3 500	1 985	663 MINERAL MANUFACTURES, NES	986	650	373
291 CRUDE ANIMAL MATERIALS, NES	2 648	2 702	1 549	664 GLASS	489	234	136
292 CRUDE VEG. MATERIALS, NES	2 784	3 283	1 897	665 GLASSWARE	1 795	622	338
512 ALCOHOL, PHENOL, ETC. DERIV	528	109	63	671 PIG IRON, SPIEGELEISN, ETC	1 167	272	151
522 INORGANIC CHEM. ELEMENTS	4 209	892	500	672 INGOTS, ETC. IRON OR STEEL	13 184	1 039	597
532 DYEING, TANNING MATERIALS	45	1 463	852	673 FLAT-ROLLED IRON ETC.	63 234	5 396	3 055
541 MEDICINES, ETC. EXC. GRP542	33	904	522	674 FLAT-ROLLED PLATED IRON	72 127	9 872	5 693
611 LEATHER	198	1 510	862	675 FLAT-ROLLED, ALLOY STEEL	11 308	1 893	1 079
613 FURSKINS, TANNED, DRESSED	39	221	125	676 IRON, STL. BAR, SHAPES ETC.	30 734	3 246	1 798
635 WOOD MANUFACTURES, NES	35	80	46	678 WIRE OF IRON OR STEEL	402	187	107
651 TEXTILE YARN	23 723	25 489	14 533	679 TUBES, PIPES, ETC. IRON, STL	25 224	2 503	1 460
652 COTTON FABRICS, WOVEN	7 472	7 311	4 237	682 COPPER	1 366	935	540
653 FABRICS, MAN-MADE FIBRES	939	1 177	665	683 NICKEL	1 158	435	247
654 OTH. TEXTILE FABRIC, WOVEN	74	461	262	684 ALUMINIUM	1 646	1 429	827
658 TEXTILE ARTICLES NES	182	456	254	691 METALLIC STRUCTURES NES	128	274	156
659 FLOOR COVERINGS, ETC.	23	107	60	692 CONTAINERS, STORAGE, TRNSP	252	289	167
663 MINERAL MANUFACTURES, NES	1 622	1 244	705	693 WIRE PRODUCTS EXCL. ELECT	496	259	147
664 GLASS	41	65	38	694 NAILS, SCREWS, NUTS, ETC.	451	493	276
666 POTTERY	68	117	65	695 TOOLS	1 998	4 066	2 321
667 PEARLS, PRECIOUS STONES	.	.	.	696 CUTLERY	28	181	102
682 COPPER	161 399	71 087	40 067	697 HOUSEHOLD EQUIPMENT, NES	41	71	41
689 MISC. NON-FERR. BASE METAL	732	770	430	699 MANUFACT. BASE METAL, NES	793	852	486
742 PUMPS FOR LIQUIDS, PARTS	103	351	202	700 CPL IND PLANT (B4/B5/B7)	52	204	114
821 FURNITURE, CUSHIONS, ETC.	59	83	44	711 STEAM GENER. BOILERS, ETC.	93	270	153
841 MENS, BOYS CLOTHING, X-KNIT	91	160	713	712 STEAM TURBINES	40	846	479
843 MENS, BOYS CLOTHING, KNIT	112	340	200	716 INTRNL COMBUS PSTN ENGIN	1 556	7 172	4 034
845 OTHR. TEXTILE APPAREL, NES	2 236	5 318	3 052	717 ROTATING ELECTRIC PLANT	212	1 084	623
848 CLOTHING, NON-TXTL; HEADGEAR	22	233	133	718 OTH. POWR. GENRTNG. MACHNRY	46	411	225
851 FOOTWEAR	9	82	50	721 AGRIC. MACHINES, EX. TRACTR	236	293	157
874 MEASURE, CONTROL INSTRMNT	177	102	722	722 TRACTORS	1 035	1 634	898
896 WORKS OF ART, ANTIQUE ETC	46	1 475	838	723 CIVIL ENGINEERING EQUIPT	1 013	1 390	781
897 GOLD, SILVERWARE, JEWEL NES	9	129	72	724 TEXTILE, LEATHER MACHINES	4 213	19 623	11 309
899 MISC MANUFCTRD GOODS NES	21	101	57	725 PAPER, PULP MILL MACHINES	270	942	541
EXPORTS	624 897	277 951	158 277	726 PRINTNG, BOOKBINDNG MACHS	648	1 831	1 044
001 LIVE ANIMALS	355	412	238	727 FOOD-PROCESS. MCH. NON DDM	841	2 428	1 377
022 MILK AND CREAM	27 500	6 553	3 833	728 OTH. MACH. PTS, SPL INDUST	993	4 435	2 573
041 WHEAT, MESLIN, UNMILLED	35 000	1 586	936	731 METAL REMOVAL WORK TDOLS	328	1 286	727
048 CEREAL PREPARATIONS	70 554	2 751	1 634	733 MACH-TOOLS, METAL-WORKING	200	417	246
054 VEGETABLES	1 685	2 018	1 151	735 PARTS, NES, FOR MACH-TOOLS	46	477	266
061 SUGARS, MOLASSES, HONEY	9 308	389	224	737 METALWORKING MACHNRY NES	213	507	296
081 ANIMAL FEED STUFF	1 942	799	438	741 HEATING, COOLNG EQUIP, PART	.	.	.
098 EDIBLE PRD. PREPRPTS, NES	739	515	305	742 PUMPS FOR LIQUIDS, PARTS	628	3 022	1 736
232 SYNTHETIC RUBBER, ETC.	10 111	1 939	1 093	743 PUMPS NES, CENTRIFUGS ETC	1 569	4 202	2 435
251 PULP AND WASTE PAPER	1 764	331	187	744 MECHANICAL HANDLING EQUIP	1 145	2 682	1 552
266 SYNTHETIC FIBRES	1 105	435	239	745 OTH. NONELEC MCH. TOOL, NES	1 640	6 853	3 833
273 STONE, SAND AND GRAVEL	451	83	45	746 BALL OR ROLLER BEARINGS	144	1 030	601
278 OTHER CRUDE MINERALS	1 626	214	125	747 TAPS, COCKS, VALVES, ETC.	191	628	358
281 CRUDE ANIMAL MATERIALS, NES	28	115	61	748 TRANSMISSIONS SHAFTS ETC	322	1 457	834
282 CRUDE VEG. MATERIALS, NES	465	889	498	749 NON-ELECT MACH. PARTS, ETC	261	2 043	1 139
334 PETROLEUM PRODUCTS	927	275	155	751 OFFICE MACHINES	115	381	217
335 RESIDUAL PETROL. PRODUCTS	10 300	1 116	638	752 AUTOMATC. DATA PROC. EQUIP	6	190	110
431 ANIMAL, VEG. FATS, OILS, NES	1 281	262	146	753 PARTS, FOR OFFICE MACHINS	5	159	89
511 HYDROCARBONS, NES, DERIVTS	2 284	592	332	754 TELECOMM. EQUIP. PARTS NES	22	1 025	572
512 ALCOHOL, PHENOL, ETC. DERIV	3 474	1 583	901	771 ELECT POWER MACHNY. PARTS	111	2 151	1 293
513 CARBOXYLIC ACIDS, DERIVTS	6 512	4 250	2 395	772 ELEC. SWITCH. RELAY. CIRCUIT	370	2 797	1 629
514 NITROGEN-FUNCT. COMPOUNDS	1 887	3 559	2 011	773 ELECTR DISTRIB. EQPT NES	953	532	302
515 ORGANO-INORGANIC COMPNDS	3 404	8 275	4 638	774 ELECTRO-MEDCL. XRAY EQUIP	16	190	107
516 OTHER ORGANIC CHEMICALS	2 257	1 448	816	775 DOM. ELEC. NON-ELEC. EQUIPT	240	390	226
522 INORGANIC CHEM. ELEMENTS	25 021	3 485	1 982	776 TRANSISTORS, VALVES, ETC.	9	201	117
523 METAL. SALTS, INORGAN. ACID	31 482	4 900	2 785	778 ELECTRIC. MACH. APPART. NES	731	2 544	1 453
524 OTHER CHEMICAL COMPOUNDS	144	109	65	781 PASS. MOTOR VEHCLS. EX. BUS	1 408	4 612	2 639
531 SYNTH. COLOURS, LAKES, ETC.	2 433	8 376	4 770	782 GOODS, SPLCL TRANSPORT VEH	214	506	288
532 DYEING, TANNING MATERIALS	1 939	695	395	784 PARTS, TRACTORS, MOTOR VEH	3 431	8 436	4 778
533 PIGMENTS, PAINTS, ETC.	8 536	5 447	3 101	786 TRAILERS, SEMI-TRAILER, ETC	574	309	176
541 MEDICINES, ETC. EXC. GRP542	1 182	9 235	5 205	791 RAILWAY VEHICLES, EQUIPNT	333	955	510
542 MEDICAMENTS	560	4 663	2 669	813 LIGHTNG FIXTURES ETC. NES	54	698	396
551 ESSENTL. OIL, PERFUME, FLAVR	951	3 132	1 764	848 CLOTHING, NON-TXTL; HEADGEAR	8	70	38
553 PERFUMERY, COSMETICS, ETC.	166	1 067	601	871 OPTICAL INSTRUMENTS, NES	106	1 354	764
554 SOAP, CLEANERS, POLISH, ETC	11 180	3 466	1 956	873 METERS, COUNTERS, NES	4	86	46
562 FERTILIZER, EXCEPT GRP272	449	465	272	874 MEASURE, CONTROL INSTRMNT	192	2 928	1 652
				881 PHOTOGRAPH APPAR. ETC. NES	39	408	240
				882 PHOTO. CINEMATOGRPH. SUPPL	83	271	154
				884 OPTICAL GOODS NES	17	89	48
				885 WATCHES AND CLOCKS	21	342	198



7 IMPORTS AND EXPORTS (SPECIAL TRADE) BY COUNTRIES OF PRODUCTION AND CONSUMPTION AND BY GROUPS OF THE SITC-REV. III 1988

GROUP DESCRIPTION	DT = 100 KG	1 000 DM	1 000 \$	GROUP DESCRIPTION	DT = 100 KG	1 000 DM	1 000 \$
891 ARMS AND AMMUNITION	19	522	296	651 TEXTILE YARN	135 491	85 583	49 284
892 PRINTED MATTER	1 764	4 861	2 670	652 COTTON FABRICS, WOVEN	25 464	19 382	11 230
893 ARTICLES, NES, OF PLASTICS	593	679	378	653 FABRICS, MAN-MADE FIBRES	13 676	5 877	3 388
894 BABY CARRIAGE, TOYS, GAMES	53	149	86	654 OTH. TEXTILE FABRIC, WOVEN	295	336	188
895 OFFICE, STATIONERY SUPPLS	823	1 680	943	656 TULLE, LACE, EMBROIDRY, ETC	295	1 410	805
897 GOLD, SILVERWARE, JEWEL NES		133	72	657 SPECIAL YARN, TXTL. FABRIC	49 463	6 422	3 637
898 MUSICAL INSTRUMENTS, ETC.	87	401	226	658 TEXTILE ARTICLES NES	35 370	60 221	34 185
899 MISC MANUFCTRD GOODS NES	224	1 003	564	659 FLOOR COVERINGS, ETC.	5 335	1 419	793
941 COMPL IND PLANT-CHAPT 99	29	59	36	661 LIME, CEMENT, CONSTR. MATRL	19 826	1 249	703
				662 CLAY, REFRACT. CONSTR. MATRL	46 577	4 667	2 701
				663 MINERAL MANUFACTURES, NES	9 452	6 958	3 917
				664 GLASS	2 341	996	559
				665 GLASSWARE	1 579	1 286	710
				666 POTTERY	15 255	3 338	1 897
				667 PEARLS, PRECIOUS STONES	.	.	.
				671 PIG IRON, SPIEGELEISN, ETC	1 061 601	124 253	70 314
				672 INGOTS ETC. IRON OR STEEL	302 259	21 574	12 349
				673 FLAT-ROLLED IRON ETC.	315 220	24 920	14 430
				674 FLAT-ROLLED PLATED IRON	46 317	5 600	3 145
				675 FLAT-ROLLED. ALLOY STEEL	1 176	477	277
				676 IRON, STL. BAR, SHAPES ETC.	163 395	23 649	13 331
				679 TUBES, PIPES, ETC. IRON, STL	109 718	13 940	7 853
				681 SILVER, PLATINUM, ETC.		464	264
				682 COPPER	36	95	53
				683 NICKEL	1 654	3 253	1 874
				684 ALUMINIUM	676 720	238 067	135 072
				686 ZINC	1 080	335	194
				687 TIN	54 072	67 051	38 030
				689 MISC. NON-FERR. BASE METAL	13	89	51
				692 CONTAINERS, STORAGE, TRNSP	338	58	34
				694 NAILS, SCREWS, NUTS, ETC.	5 277	1 900	1 074
				695 TOOLS	3 574	1 806	1 005
				696 CUTLERY	1 936	3 824	2 163
				697 HOUSEHOLD EQUIPMENT, NES	124	241	131
				699 MANUFACTS. BASE METAL, NES	3 920	4 009	2 301
				712 STEAM TURBINES	2	60	32
				713 INTNL COMBUS PSTN ENGIN	38 406	72 021	40 776
				714 ENGINES, MOTORS NON-ELECT	398	4 907	2 798
				716 ROTATING ELECTRIC PLANT	2 913	1 835	1 032
				718 OTH. POWR. GENRTNG. MACHNRY	184	244	138
				721 AGRIC. MACHINES, EX. TRACTR	76	80	46
				723 CIVIL ENGINEERING EQUIPT	109	63	34
				724 TEXTILE, LEATHER MACHINES	5 663	8 436	4 831
				725 PAPER, PULP MILL MACHINES	1 016	1 076	625
				726 PRINTNG, BOOKBINDNG MACHS	198	392	231
				727 FOOD-PROCESS. MCH. NON DOM	466	277	154
				728 OTH. MACH. PTS, SPCL INDUST	981	2 896	1 631
				731 METAL REMOVAL WORK TOOLS	4 338	4 200	2 419
				733 MACH-TOOLS, METAL-WORKING	17	145	82
				735 PARTS, NES, FOR MACH-TOOLS	114	731	418
				737 METALWORKING MACHNRY NES	173	91	50
				741 HEATING, COOLING EQUIP, PART	553	1 347	768
				742 PUMPS FOR LIQUIDS, PARTS	6 407	25 945	14 759
				743 PUMPS NES, CENTRIFUGS ETC	1 249	3 388	1 896
				744 MECHANICAL HANDLING EQUIP	5 276	2 640	1 521
				745 OTH. NONELEC MCH, TOOL, NES	1 388	3 369	1 896
				746 BALL OR ROLLER BEARINGS	1 545	3 828	2 158
				747 TAPS, COCKS, VALVES, ETC.	1 113	4 155	2 351
				748 TRANSMISSIONS SHAFTS ETC	5 719	5 726	3 249
				749 NON-ELECT MACH. PARTS, ETC	547	969	545
				751 OFFICE MACHINES	481	1 797	990
				752 AUTOMATC. DATA PROC. EQUIP	21	787	461
				759 PARTS, FOR OFFICE MACHINS	33	563	316
				762 RADIO-BROADCAST RECEIVER	3 788	40 644	23 113
				764 TELECOMM. EQUIP, PARTS NES	1 203	4 558	2 578
				771 ELECT POWER MACHNRY. PARTS	1 009	1 405	807
				772 ELEC. SWITCH. RELAY. CIRCUIT	3 680	15 421	8 733
				773 ELECTR DISTRIB. EQPT NES	1 984	5 801	3 286
				774 ELECTRO-MEDCL. XRAY EQUIP	20	304	166
				775 DOM. ELEC. NON-ELEC. EQUIPT	93	160	89
				776 TRANSISTORS, VALVES, ETC.	325	9 354	5 318
				778 ELECTRIC. MACH. APPART. NES	8 576	17 961	10 220
				781 PASS. MOTOR VEHCLS. EX. BUS	18 076	19 532	10 848
				782 GOODS, SPCL TRANSPORT VEH	24 569	24 156	13 485
				784 PARTS, TRACTORS, MOTOR VEH	88 704	50 149	28 520
				792 AIRCRAFT, ASSOCTD. EQUIPNT	169	22 804	12 921
				813 LIGHTNG FIXTURES ETC. NES	11	73	43
				821 FURNITURE, CUSHIONS, ETC.	6 210	5 846	3 306
				831 TRUNK, SUIT-CASES, BAG, ETC	1 581	8 591	4 877
				841 MENS, BOYS CLOTHNG, X-KNIT	3 501	7 156	4 143
				842 WOMEN, GIRL CLOTHNG, XKNIT	3 936	10 569	6 061
				843 MENS, BOYS CLOTHING, KNIT	1 292	4 910	2 878
				844 WOMEN, GIRLS CLOTHNG. KNIT	3 199	10 720	6 253
				845 OTHR. TEXTILE APPAREL, NES	8 968	25 439	14 712
				848 CLOTHNG, NONTXTL; HEADGEAR	1 165	4 887	2 759
				851 FOOTWEAR	26 414	116 364	65 928
				872 MEDICAL INSTRUMENTS NES	70	379	213
				873 METERS, COUNTERS, NES	35	167	95
				874 MEASURE, CONTROL INSTRMNT	790	3 898	2 201
				881 PHOTOGRAPH APPAR. ETC. NES	297	4 881	2 706
				882 PHOTO. CINEMATOGRPH. SUPPL	157	717	395
				884 OPTICAL GOODS NES	137	2 004	1 147
				885 WATCHES AND CLOCKS	320	563	317
				891 ARMS AND AMMUNITION	454	1 171	657
				892 PRINTED MATTER	588	1 923	1 062
				893 ARTICLES, NES, OF PLASTICS	11 428	3 069	1 731
				894 BABY CARRIAGE, TOYS, GAMES	411	601	342
				895 OFFICE, STATIONERY SUPPLS	825	1 149	646
				896 WORKS OF ART, ANTIQUE ETC	45	808	451
BRAZIL							
IMPORTS				222 826 093	4 952 213	2 809 320	
001 LIVE ANIMALS	93	161	91	011 BOVINE MEAT	101 315	100 771	57 005
012 OTHER MEAT	29 457	19 980	11 266	017 MEAT, OFFL. PRPD, PRSVD, NES	105 466	59 117	33 679
034 FISH, FRESH, CHILLED, FROZN	164	2 358	1 352	036 CRUSTACEANS, MOLLUSCS ETC	93	426	240
037 FISH ETC. PRPD, PRSVD. NES	652	2 887	1 737	044 MAIZE UNMILLED	12 996	719	395
045 OTHER CEREALS, UNMILLED	19 050	745	421	054 VEGETABLES	10 340	521	292
056 VEGETABLES, PRPD, PRSVD, NES	593	378	216	057 FRUIT, NUTS EXCL. OIL NUTS	113 451	29 410	16 774
058 FRUIT, PRESERVED, PREPARED	32 552	4 445	2 522	059 FRUIT, VEGETABLE JUICES	1 625 074	577 463	328 884
061 SUGARS, MOLASSES, HONEY	188 336	2 990	1 764	066 ZINC	1 080	335	194
071 COFFEE, COFFEE SUBSTITUTE	876 588	433 672	246 271	0687 TIN	54 072	67 051	38 030
072 COCOA	70 121	26 746	15 208	689 MISC. NON-FERR. BASE METAL	13	89	51
074 TEA AND MATE	5 954	1 816	1 024	692 CONTAINERS, STORAGE, TRNSP	338	58	34
075 SPICES	38 889	19 755	11 287	694 NAILS, SCREWS, NUTS, ETC.	5 277	1 900	1 074
081 ANIMAL FEED STUFF	12 478 398	493 874	277 593	695 TOOLS	3 574	1 806	1 005
098 EDIBLE PROD. PREPRTNS, NES	1 218	380	216	696 CUTLERY	1 936	3 824	2 163
112 ALCOHOLIC BEVERAGES	1 474	695	384	697 HOUSEHOLD EQUIPMENT, NES	124	241	131
121 TOBACCO, UNMANUFACTURED	165 950	99 460	56 448	699 MANUFACTS. BASE METAL, NES	3 920	4 009	2 301
122 TOBACCO, MANUFACTURED	351	871	493	712 STEAM TURBINES	2	60	32
211 HIDES, SKINS (EX. FURS), RAW	4 429	455	254	713 INTNL COMBUS PSTN ENGIN	38 406	72 021	40 776
222 OIL SEED (SFT. FIX VEG. OIL)	3 211 509	180 277	99 937	714 ENGINES, MOTORS NON-ELECT	398	4 907	2 798
223 OIL SEED (OTH. FIX. VEG. OIL)	634	97	58	716 ROTATING ELECTRIC PLANT	2 913	1 835	1 032
231 NATURAL RUBBER, ETC.	313	60	35	718 OTH. POWR. GENRTNG. MACHNRY	184	244	138
232 SYNTHETIC RUBBER, ETC.	3 878	1 015	586	721 AGRIC. MACHINES, EX. TRACTR	76	80	46
245 FUEL WOOD, WOOD CHARCOAL	4 587	340	198	723 CIVIL ENGINEERING EQUIPT	109	63	34
248 WOOD, SIMPLY WORKED	70 690	8 375	4 768	724 TEXTILE, LEATHER MACHINES	5 663	8 436	4 831
251 PULP AND WASTE PAPER	879 565	101 804	57 872	725 PAPER, PULP MILL MACHINES	1 016	1 076	625
261 SILK	135	681	377	726 PRINTNG, BOOKBINDNG MACHS	198	392	231
263 COTTON	79 614	9 675	5 543	727 FOOD-PROCESS. MCH. NON DOM	466	277	154
266 SYNTHETIC FIBRES	2 824	769	440	728 OTH. MACH. PTS, SPCL INDUST	981	2 896	1 631
268 WOOL, OTHER ANIMAL HAIR	19 873	18 023	10 283	731 METAL REMOVAL WORK TOOLS	4 338	4 200	2 419
273 STONE, SAND AND GRAVEL	313 208	13 875	7 847	733 MACH-TOOLS, METAL-WORKING	17	145	82
277 NATURAL ABRASIVES, NES		91	51	735 PARTS, NES, FOR MACH-TOOLS	114	731	418
278 OTHER CRUDE MINERALS	533 211	19 259	10 908	737 METALWORKING MACHNRY NES	173	91	50
281 IRON ORE, CONCENTRATES	195 123 843	907 591	516 516	741 HEATING, COOLING EQUIP, PART	553	1 347	768
287 ORE, CONCENTR. BASE METALS	784 566	11 171	6 259	742 PUMPS FOR LIQUIDS, PARTS	6 407	25 945	14 759
288 NON-FERROUS WASTE, SCRAP	33 993	2 036	1 098	743 PUMPS NES, CENTRIFUGS ETC	1 249	3 388	1 896
289 PREC. METAL ORES, CONCTRTS		174	104	744 MECHANICAL HANDLING EQUIP	5 276	2 640	1 521
291 CRUDE ANIMAL MATERIALS, NES	202 754	30 359	17 230	745 OTH. NONELEC MCH, TOOL, NES	1 388	3 369	1 896
292 CRUDE VEG. MATERIALS, NES	11 043	4 749	2 713	746 BALL OR ROLLER BEARINGS	1 545	3 828	2 158
334 PETROLEUM PRODUCTS	60 413	2 847	1 670	747 TAPS, COCKS, VALVES, ETC.	1 113	4 155	2 351
335 RESIDUAL PETROL. PRODUCTS	96 243	2 500	1 457	748 TRANSMISSIONS SHAFTS ETC	5 719	5 726	3 249
421 FIXED VEG. FAT, OILS, SOFT	68 998	6 312	3 595	749 NON-ELECT MACH. PARTS, ETC	547	969	545
422 FIXED VEG. FAT, OILS, OTHER	93 922	16 247	9 105				



7 IMPORTS AND EXPORTS (SPECIAL TRADE) BY COUNTRIES OF PRODUCTION AND CONSUMPTION AND BY GROUPS OF THE SITC-REV. III 1988

GROUP DESCRIPTION	DT = 100 KG	1 000 DM	1 000 \$	GROUP DESCRIPTION	DT = 100 KG	1 000 DM	1 000 \$
897 GOLD, SILVERWARE, JEWEL NES	478	4 085	2 297	682 COPPER	4 375	5 913	3 345
898 MUSICAL INSTRUMENTS, ETC.	127	399	223	683 NICKEL	189	721	407
899 MISC MANUFACTURED GOODS NES	147	2 674	1 535	684 ALUMINIUM	10 533	9 954	5 688
971 GOLD, NONMONETARY EXCL ORES		142	76	685 LEAD	1 386	610	359
EXPORTS	3 573 437	2 709 762	1 538 021	686 ZINC	4 601	793	478
001 LIVE ANIMALS	212	1 141	638	687 TIN	34	118	66
022 MILK AND CREAM	7 950	1 743	1 042	688 MISC. NON-FERR. BASE METAL	698	797	447
025 EGGS, BIRDS, YOLKS, ALBUMIN	41	87	51	691 METALLIC STRUCTURES NES	165	74	41
048 CEREAL PREPARATIONS	52 801	2 101	1 198	692 CONTAINERS, STORAGE, TRNSP	691	275	158
054 VEGETABLES	8 341	5 238	2 987	693 WIRE PRODUCTS EXCL. ELECT	5 818	2 319	1 341
059 FRUIT, VEGETABLE JUICES	256	85	48	694 NAILS, SCREWS, NUTS, ETC.	1 679	3 192	1 800
061 SUGARS, MOLASSES, HONEY	2 656	372	216	695 TOOLS	6 265	29 005	16 821
081 ANIMAL FEED STUFF	370	512	288	696 CUTLERY	90	705	400
098 EDIBLE PROD. PREPRTNS, NES	721	595	336	699 MANUFACT. BASE METAL, NES	4 253	12 586	7 080
112 ALCOHOLIC BEVERAGES	22 713	6 266	3 509	700 CPL IND PLANT (84/85/87)	30 084	298 706	168 949
232 SYNTHETIC RUBBER, ETC.	40 455	16 440	9 279	712 STEAM TURBINES	333	7 582	4 391
245 FUEL WOOD, WOOD CHARCOAL	300	146	81	713 INTRNL COMBUS PSTN ENGIN	8 160	43 901	25 035
251 PULP AND WASTE PAPER	4 357	460	261	714 ENGINES, MOTORS NON-ELECT	2	146	85
269 WORN CLOTHING, TEXTL. ARTL	682	130	76	716 ROTATING ELECTRIC PLANT	5 224	33 135	18 731
274 SULPHUR, UNRSTD, IRON PYRS	1 134	116	63	718 OTH. POWR. GENRTNG. MACHNRY	4 483	13 745	7 681
277 NATURAL ABRASIVES, NES	23	756	424	721 AGRIC. MACHINES, EX. TRACTR	201	820	461
278 OTHER CRUDE MINERALS	4 563	1 250	701	722 TRACTORS	1 555	1 605	923
285 ALUMINIUM ORE, CONCTR. ETC	6 207	1 014	579	723 CIVIL ENGINEERING EQUIPT	3 283	12 836	7 263
288 NON-FERROUS WASTE, SCRAP	2 668	574	342	724 TEXTILE, LEATHER MACHINES	31 381	146 367	82 918
291 CRUDE ANIMAL MATERLS, NES	7 695	4 011	2 266	725 PAPER, PULP MILL MACHINES	5 292	23 153	12 924
292 CRUDE VEG. MATERIALS, NES	3 850	6 541	3 714	726 PRINTNG, BOOKBINDNG MACHS	6 786	41 069	23 589
321 COAL, NOT AGGLOMERATED	102 500	2 836	1 615	727 FOOD-PROCESS. MCH. NON DOM	1 136	4 591	2 586
325 COKE, SEMI-COKE, RET. CARBN	745 491	16 786	9 580	728 OTH. MACH. PTS, SPCL INDUSTR	11 341	57 690	32 548
334 PETROLEUM PRODUCTS	12 875	1 899	1 057	731 METAL REMOVAL WORK TOOLS	15 676	66 909	38 079
335 RESIDUAL PETROL. PRODUCTS	117 546	6 372	3 629	733 MACH-TOOLS, METAL-WORKING	5 810	16 949	9 624
451 ANIMAL, VEG. FATS, OILS, NES	124	75	43	735 PARTS, NES, FOR MACH-TOOLS	3 384	36 967	20 825
511 HYDROCARBONS, NES, DERIVTS	28 716	8 834	4 984	737 METALWORKING MACHNRY NES	1 502	7 979	4 429
512 ALCOHOL, PHENOL, ETC. DERIV	69 751	21 284	12 024	741 HEATING, COOLING EQUIP, PART			
513 CARBOXYLIC ACIDS, DERIVTS	32 308	12 348	6 997	742 PUMPS FOR LIQUIDS, PARTS	7 617	34 533	19 584
514 NITROGEN-FUNCT. COMPOUNDS	68 289	82 795	47 074	743 PUMPS NES, CENTRIFUGS ETC	5 812	39 646	22 526
515 ORGANO-INDORGANIC COMPNDS	71 691	95 120	54 055	744 MECHANICAL HANDLING EQUIP	2 147	5 566	3 137
516 OTHER ORGANIC CHEMICALS	32 124	22 211	12 508	745 OTH. NONELEC MCH, TOOL, NES	2 428	13 394	7 559
522 INORGANIC CHEM. ELEMENTS	202 717	22 594	12 651	746 BALL OR ROLLER BEARINGS	20 837	67 324	38 246
523 METAL, SALTS, INORGAN. ACID	102 764	13 466	7 615	747 TAPS, COCKS, VALVES, ETC.	2 513	16 984	9 607
524 OTHER CHEMICAL COMPOUNDS	4 152	2 930	1 639	748 TRANSMISSIONS SHAFTS ETC	4 435	25 117	14 279
525 RADIO-ACTIVE MATERIALS	93	449	265	749 NON-ELECT MACH. PARTS, ETC	3 225	11 726	6 636
531 SYNTH. COLOURS, LAKES, ETC.	6 462	29 698	16 891	751 OFFICE MACHINES	49	648	360
532 DYEING, TANNING MATERIALS	11 437	1 784	988	752 AUTOMAT. DATA PROC. EQUIP	142	6 625	3 836
533 PIGMENTS, PAINTS, ETC.	51 409	29 599	16 780	759 PARTS, FOR OFFICE MACHINS	293	8 333	4 753
541 MEDICINES, ETC. EXC. GRP542	5 696	37 373	21 240	761 TELEVISION RECEIVERS ETC	6	158	89
542 MEDICAMENTS	1 365	5 440	3 094	763 SOUND RECORDER, PHONOGRPH	4	415	250
551 ESSNTL. OIL, PERFUME, FLAVR	222	804	457	764 TELECOMM. EQUIP. PARTS NES	1 711	71 660	41 023
553 PERFUMERY, COSMETICS, ETC.	80	208	115	771 ELECT POWER MACHNRY. PARTS	4 966	16 691	9 819
554 SOAP, CLEANERS, POLISH, ETC	9 546	5 609	3 198	772 ELEC. SWITCH, RELAY, CIRCUIT	8 190	69 307	39 257
562 FERTILIZER, EXCEPT GRP272	876 299	16 314	9 153	773 ELECTR DISTRIB. EQPT NES	1 910	4 877	2 756
571 POLYMERS OF ETHYLENE	2 395	1 254	712	774 ELECTRO-MEDCL, XRAY EQUIP	841	26 210	14 664
572 POLYMERS OF STYRENE	1 061	249	141	775 DOM. ELEC. NON-ELEC. EQUIPT	91	874	495
573 POLYMERS, VINYL CHLORIDE	23 491	6 126	3 552	776 TRANSISTORS, VALVES, ETC.	467	39 572	22 494
574 POLYACETAL, POLYCARBONATE	21 754	12 704	7 196	778 ELECTRIC MACH. APPART. NES	38 604	34 611	19 622
575 OTH. PLASTIC, PRIMARY FORM	44 967	36 771	20 773	781 PASS. MOTOR VEHCLS. EX. BUS	2 127	10 176	5 841
579 PLASTIC WASTE, SCRAP ETC	436	57	32	782 GOODS, SPCL TRANSPORT VEH	580	93	50
581 PLASTIC TUBE, PIPE, HOSE	1 353	3 412	1 899	784 PARTS, TRACTORS, MOTOR VEH	82 399	247 177	141 777
582 PLASTIC PLATE, SHEETS, ETC	9 633	10 902	6 204	786 TRAILERS, SEMI-TRAILR, ETC	3 030	3 395	1 818
583 MONOFILAMENT OF PLASTICS	2 391	2 434	1 360	791 RAILWAY VEHICLES, EQUIPNT	437	1 664	907
591 INSECTICIDES, ETC.	992	3 011	1 704	792 AIRCRAFT, ASSOC'D. EQUIPNT	242	5 556	3 136
592 STARCHES, INULIN, ETC.	1 427	1 591	899	793 SHIP, BOAT, FLOAT. STRUCTRS	169	211	121
597 PREPRO ADDITIVES, LIQUIDS	12 218	5 510	3 111	800 CPL IND PLANT CHAP 90/94	753	20 819	11 253
598 MISC. CHEMICAL PRDCTS, NES	68 376	34 495	19 589	813 LIGHTNG FIXTURES ETC. NES	45	378	214
600 CPL IND PLANT CHAP 69-76	1 142	17 659	9 620	821 FURNITURE, CUSHIONS, ETC.	214	1 062	617
611 LEATHER	820	2 640	1 460	848 CLOTHING, NONTEXTL; HEADGEAR	10	123	66
613 FURSKINS, TANNED, DRESSED	129	274	150	851 FOOTWEAR	517	1 123	655
621 MATERIALS OF RUBBER	3 447	2 262	1 279	871 OPTICAL INSTRUMENTS, NES	117	5 484	3 128
625 RUBBER TYRES, TUBES, ETC.	485	734	417	872 MEDICAL INSTRUMENTS NES	1 462	9 626	5 453
629 ARTICLES OF RUBBER, NES	1 397	5 226	2 993	873 METERS, COUNTERS, NES	102	2 670	1 529
633 CORK MANUFACTURES	50	138	76	874 MEASURE, CONTROL INSTRMNT	3 119	76 897	43 579
635 WOOD MANUFACTURES, NES	614	416	229	881 PHOTOGRAPH APPAR. ETC. NES	380	8 716	5 024
641 PAPER AND PAPERBOARD	51 363	25 775	14 353	882 PHOTO. CINEMA TOGRPH. SUPPL	3 012	5 319	2 890
642 PAPER, PAPERBOARD, CUT ETC	6 323	2 828	1 567	884 OPTICAL GOODS NES	40	3 252	1 847
651 TEXTILE YARN	2 034	3 571	2 041	885 WATCHES AND CLOCKS	932	5 003	2 828
652 COTTON FABRICS, WOVEN	45	123	71	891 ARMS AND AMMUNITION	27	347	198
653 FABRICS, MAN-MADE FIBRES	469	1 266	724	892 PRINTED MATTER	3 960	7 551	4 306
654 OTH. TEXTILE FABRIC, WOVEN	1 396	1 309	748	893 ARTICLES, NES, OF PLASTICS	1 756	7 191	4 127
655 KNIT, CROCHET, FABRIC NES	83	128	70	894 BABY CARRIAGE, TOYS, GAMES	62	259	144
656 TULLE, LACE, EMBROIDRY, ETC	58	2 076	1 166	895 OFFICE, STATIONERY SUPPLS	547	3 166	1 804
657 SPECIAL YARN, TEXTL. FABRIC	2 592	8 128	4 568	896 WORKS OF ART, ANTIQUE ETC	47	439	244
658 TEXTILE ARTICLES NES	101	130	75	897 GOLD, SILVERWARE, JEWEL NES	2	2 286	1 333
659 FLOOR COVERINGS, ETC.	11	95	54	898 MUSICAL INSTRUMENTS, ETC.	2 027	7 885	4 427
662 CLAY, REFRCT. CONSTR. MATRL	8 732	5 798	3 297	899 MISC MANUFACTURED GOODS NES	87	6 701	3 783
663 MINERAL MANUFACTURES, NES	7 566	12 428	7 074	941 COMPL IND PLANT CHAPT 99	14	75	42
664 GLASS	8 513	11 459	6 492	971 GOLD, NONMONETARY EXCL ORES	1	1 352	777
665 GLASSWARE	1 172	1 912	1 099	CHILE			
666 POTTERY	60	110	65	IMPORTS	12 294 713	1 175 417	669 746
667 PEARLS, PRECIOUS STONES				001 LIVE ANIMALS	14	138	76
671 PIG IRON, SPIEGELEISN, ETC	6 233	1 386	782	012 OTHER MEAT, MEAT OFFAL	1 782	554	304
673 FLAT-ROLLED IRON ETC.	26 042	4 019	2 303	034 FISH, FRESH, CHILLED, FROZD	8 902	3 754	2 105
674 FLAT-ROLLED PLATED IRON	23 311	3 320	1 875	036 CRUSTACEANS, MOLLUSCS ETC	425	820	460
675 FLAT-ROLLED, ALLOY STEEL	50 240	18 757	10 668	037 FISH ETC. PREPD, PRSVD, NES	2 457	4 465	2 564
676 IRON, STL. BAR, SHAPES ETC.	7 007	2 288	1 304	044 MAIZE UNMILLED	1 272	617	363
677 RAILWAY TRACK IRON, STEEL	7 611	1 028	561	054 VEGETABLES	104 016	7 907	4 524
678 WIRE OF IRON OR STEEL	1 288	2 124	1 213	056 VEGETABLES, PRPD, PRSVD, NES	1 159	682	393
679 TUBES, PIPES, ETC. IRON, STL	22 002	7 679	4 330	057 FRUIT, NUTS EXCL. OIL NUTS	950 047	167 600	97 925
681 SILVER, PLATINUM, ETC.	49	9 820	5 714				

7 IMPORTS AND EXPORTS (SPECIAL TRADE) BY COUNTRIES OF PRODUCTION AND CONSUMPTION AND BY GROUPS OF THE SITC-REV. III 1988

GROUP DESCRIPTION	DT = 100 KG	1 000 DM	1 000 \$	GROUP DESCRIPTION	DT = 100 KG	1 000 DM	1 000 \$
058 FRUIT, PRESERVED, PREPARED	7 714	1 801	1 015	562 FERTILIZER, EXCEPT GRP272	9 136	551	313
059 FRUIT, VEGETABLE JUICES	1 957	1 024	607	571 POLYMERS OF ETHYLENE	6 220	1 330	738
061 SUGARS, MOLASSES, HONEY	13 066	1 885	1 060	572 POLYMERS OF STYRENE	9 899	2 902	1 655
071 COFFEE, COFFEE SUBSTITUTE	301	139	82	573 POLYMERS, VINYL CHLORIDE	3 780	1 024	583
075 SPICES	338	272	151	574 POLYACETAL, POLYCARBONATE	3 811	1 481	841
081 ANIMAL FEED STUFF	1 985 548	169 439	95 902	575 OTH. PLASTIC, PRIMARY FORM	14 559	8 708	4 931
112 ALCOHOLIC BEVERAGES	1 830	624	348	581 PLASTIC TUBE, PIPE, HOSE	1 272	2 596	1 465
247 WOOD ROUGH, ROUGH SQUARED	3 947	231	132	582 PLASTIC PLATE, SHEETS, ETC	3 767	3 726	2 084
248 WOOD, SIMPLY WORKED	365 770	13 086	7 459	583 MONOFILAMENT OF PLASTICS	307	348	195
251 PULP AND WASTE PAPER	417 730	49 501	28 140	591 INSECTICIDES, ETC.	8 882	15 968	9 036
268 WOOL, OTHER ANIMAL HAIR	12 253	17 985	10 237	592 STARCHES, INULIN, ETC.	2 398	967	552
272 FERTILIZERS, CRUDE	30 710	1 528	870	593 EXPLOSIVES, PYROTECHNICS	22	86	48
281 IRON ORE, CONCENTRATES	6 420 821	41 807	23 382	597 PREPRD ADDITIVES, LIQUIDS	3 377	1 393	787
283 COPPER ORES, CONCENTRATES	398 793	47 819	27 774	598 MISC. CHEMICAL PRODS. NES	19 861	10 451	5 916
287 ORE, CONCENTR. BASE METALS	67 106	10 980	6 201	612 MANUFACT. LEATHER ETC. NES	16	243	136
288 NON-FERROUS WASTE, SCRAP	8 953	3 250	1 787	621 MATERIALS OF RUBBER	776	848	480
289 PREC. METAL ORES, CONCRTS	6 904	9 282	5 369	625 RUBBER TYRES, TUBES, ETC.	1 023	1 051	600
291 CRUDE ANIMAL MATERIALS, NES	35 066	5 137	2 938	629 ARTICLES OF RUBBER, NES	1 011	2 049	1 145
292 CRUDE VEG. MATERIALS, NES	6 221	2 228	1 267	635 WOOD MANUFACTURES, NES	84	115	65
411 ANIMAL OILS AND FATS	157 343	7 369	4 165	641 PAPER AND PAPERBOARD	21 675	8 862	5 020
512 ALCOHOL, PHENOL, ETC. DERIV	4 376	1 017	584	642 PAPER, PAPERBOARD, CUT ETC	8 591	2 881	1 610
514 NITROGEN-FUNCT. COMPOUNDS	245	92	55	651 TEXTILE YARN	2 867	2 564	1 444
515 ORGANO-INORGANIC COMPNDS	29	56	32	652 COTTON FABRICS, WOVEN	343	812	456
516 OTHER ORGANIC CHEMICALS	426	868	485	653 FABRICS, MAN-MADE FIBRES	293	1 055	592
522 INORGANIC CHEM. ELEMENTS	7 968	8 748	4 929	654 DTH. TEXTILE FABRIC, WOVEN	29	161	96
523 METAL. SALTS, INORGAN. ACID	11 037	5 024	2 836	655 KNIT. CROCHET. FABRIC NES	20	83	46
524 OTHER CHEMICAL COMPOUNDS	4	859	484	656 TULLE, LACE, EMBROIDRY, ETC	230	170	98
541 MEDICINES, ETC. EXC. GRP542	41	415	230	657 SPECIAL YARN, TXTL. FABRIC	4 577	4 704	2 649
551 ESSNTL. OIL, PERFUME, FLAVR	191	166	99	658 TEXTILE ARTICLES NES	22	116	63
598 MISC. CHEMICAL PRODS. NES	142	87	51	659 FLOOR COVERINGS, ETC.	110	146	82
625 RUBBER TYRES, TUBES, ETC.	100	62	35	662 CLAY, REFRACT. CONSTR. MATRL	4 586	994	545
629 ARTICLES OF RUBBER, NES	99	112	61	663 MINERAL MANUFACTURES, NES	4 108	2 781	1 583
634 VENEERS, PLYWOOD, ETC.	39 802	2 257	1 285	664 GLASS	217	388	216
635 WOOD MANUFACTURES, NES	194	218	124	665 GLASSWARE	1 243	1 942	1 101
641 PAPER AND PAPERBOARD	14 767	2 512	1 420	666 POTTERY	18	52	30
666 POTTERY	241	429	244	671 PIG IRON, SPIEGELEISN, ETC	4 667	705	404
671 PIG IRON, SPIEGELEISN, ETC	2 024	2 296	1 301	673 FLAT-ROLLED IRON ETC.	19 753	1 618	900
681 SILVER, PLATINUM, ETC.	88	4 524	2 515	674 FLAT-ROLLED PLATED IRON	9 916	1 187	686
682 COPPER	1 197 591	522 203	296 164	675 FLAT-ROLLED, ALLOY STEEL	17 107	2 526	1 440
687 TIN	198	233	139	676 IRON, STL. BAR, SHAPES ETC.	9 162	1 595	904
689 MISC. NON-FERR. BASE METAL	137	84	50	677 RAILWAY TRACK IRON, STEEL	165	74	41
713 INTRNL COMBUS PSTN ENGIN	10	107	59	678 WIRE OF IRON OR STEEL	2 960	914	510
748 TRANSMISSIONS SHAFTS ETC	10	66	39	679 TUBES, PIPES, ETC. IRON, STL	11 706	3 873	2 203
821 FURNITURE, CUSHIONS, ETC.	301	169	91	681 SILVER, PLATINUM, ETC.	20	350	201
841 MENS, BOYS CLOTHNG, X-KNIT	12	68	40	682 COPPER	80	202	114
844 WOMEN, GIRLS CLOTHNG, KNIT	13	92	51	683 NICKEL	27	212	121
845 OTHR. TEXTILE APPAREL, NES	56	477	273	684 ALUMINIUM	10 830	6 528	3 683
848 CLOTHNG, NONTXL.; HEADGEAR	58	670	371	685 LEAD	270	72	41
874 MEASURE, CONTROL INSTRMNT	1	131	71	686 ZINC	264	111	62
885 WATCHES AND CLOCKS	1	99	58	691 METALLIC STRUCTURES NES	9 970	4 240	2 391
892 PRINTED MATTER	6	67	40	692 CONTAINERS, STORAGE, TRNSP	1 723	2 374	1 314
896 WORKS OF ART, ANTIQUE ETC	1	172	98	693 WIRE PRODUCTS EXCL. ELECT	1 659	1 374	788
897 GOLD, SILVERWARE, JEWEL NES	27	203	115	694 NAILS, SCREWS, NUTS, ETC.	857	719	397
971 GOLD, NONMONTRY EXCL ORES	96	38 104	21 587	695 TOOLS	2 271	7 459	4 197
EXPORTS	1 477 687	620 260	350 637	696 CUTLERY	131	684	375
022 MILK AND CREAM	29 906	5 059	2 843	697 HOUSEHOLD EQUIPMENT, NES	181	289	157
023 BUTTER, OTHER FAT OF MILK	1 182	279	158	699 MANUFACT. BASE METAL, NES	6 814	7 218	4 097
046 MEAL, FLOUR OF WHEAT, MSLN	324 606	8 145	4 578	700 CPL IND PLANT (84/85/87)	534	1 421	797
061 SUGARS, MOLASSES, HONEY	200 469	9 465	5 271	711 STEAM GENER. BOILERS, ETC.	89	225	122
073 CHOCOLATE, OTH. COCOA PREP	84	89	53	712 STEAM TURBINES	689	2 832	1 541
075 SPICES	99	112	63	713 INTRNL COMBUS PSTN ENGIN	8 722	19 771	11 275
081 ANIMAL FEED STUFF	5 201	886	500	716 ROTATING ELECTRIC PLANT	14 992	23 384	13 431
098 EDIBLE PROD. PREPRTNS, NES	244	157	95	718 OTH. POWR. GENRTNG. MACHNRY	188	408	233
112 ALCOHOLIC BEVERAGES	2 053	537	298	721 AGRIC. MACHINES, EX. TRACTR	1 092	2 131	1 168
232 SYNTHETIC RUBBER, ETC.	11 759	2 396	1 358	722 TRACTORS	283	58	33
251 PULP AND WASTE PAPER	2 856	578	322	723 CIVIL ENGINEERING EQUIPT	17 631	21 512	12 083
263 COTTON	1 259	248	134	724 TEXTILE, LEATHER MACHINES	17 549	23 901	13 435
266 SYNTHETIC FIBRES	71 071	20 540	11 671	725 PAPER, PULP MILL MACHINES	321	1 796	1 003
267 OTHER MAN-MADE FIBRES	447	134	78	726 PRINTNG, BOOKBINDNG MACHS	2 685	6 842	3 830
268 WOOL, OTHER ANIMAL HAIR	237	398	214	727 FOOD-PROCESS. MCH. NON DOM	855	2 975	1 686
278 OTHER CRUDE MINERALS	2 764	354	197	728 OTH. MACH. PTS, SPLCL INDUST	6 798	13 545	7 698
285 ALUMINIUM ORE, CONCTR. ETC	2 382	327	181	731 METAL REMOVAL WORK TOOLS	3 249	2 077	1 168
292 CRUDE VEG. MATERIALS, NES	1 324	1 077	607	733 MACH-TOOLS, METAL-WORKING	1 548	866	493
325 COKE, SEMI-COKE, RET. CARBN	218 190	4 900	2 596	735 PARTS, NES, FOR MACH-TOOLS	145	882	493
334 PETROLEUM PRODUCTS	4 354	821	468	737 METALWORKING MACHNRY NES	1 321	1 429	826
335 RESIDUAL PETROL. PRODUCTS	22 629	2 171	1 222	741 HEATNG, COOLNG EQUIP, PART	-	-	-
411 ANIMAL OILS AND FATS	171	185	105	742 PUMPS FOR LIQUIDS, PARTS	1 843	7 399	4 227
421 FIXED VEG. FAT, OILS, SOFT	5 506	839	449	743 PUMPS NES, CENTRIFUGS ETC	4 797	15 447	8 942
431 ANIMAL, VEG. FATS, OILS, NES	1 912	489	270	744 MECHANICAL HANDLING EQUIP	6 480	7 806	4 399
511 HYDROCARBONS, NES, DERIVTS	10 954	3 797	2 108	745 OTH. NONELEC MCH, TOOL, NES	1 812	7 626	4 319
512 ALCOHOL, PHENOL, ETC. DERIV	2 012	1 018	565	746 BALL OR ROLLER BEARINGS	282	1 007	565
513 CARBOXYLIC ACIDS, DERIVTS	9 474	2 903	1 603	747 TAPS, COCKS, VALVES, ETC.	1 066	4 083	2 295
514 NITROGEN-FUNCT. COMPOUNDS	3 490	3 428	1 931	748 TRANSMISSIONS SHAFTS ETC	2 407	5 858	3 321
515 ORGANO-INORGANIC COMPNDS	2 512	5 545	3 166	749 NON-ELECT MACH. PARTS, ETC	814	2 499	1 399
516 OTHER ORGANIC CHEMICALS	2 166	2 015	1 147	751 OFFICE MACHINES	868	4 867	2 728
522 INORGANIC CHEM. ELEMENTS	12 157	2 957	1 656	752 AUTOMATC. DATA PROC. EQUIP	212	1 823	1 037
523 METAL. SALTS, INORGAN. ACID	43 448	8 054	4 525	759 PARTS, FOR OFFICE MACHINS	23	538	299
524 OTHER CHEMICAL COMPOUNDS	2 290	975	560	762 RADIO-BROADCAST RECEIVER	50	954	537
525 RADIO-ACTIVE MATERIALS	1	61	35	763 SOUND RECORDER, PHONOGRPH	3	54	30
531 SYNTH. COLOURS, LAKES, ETC.	2 548	5 936	3 377	764 TELECOMM. EQUIP. PARTS NES	456	13 641	7 933
532 DYEING, TANNING MATERIALS	3 791	1 119	630	771 ELECT POWER MACHNRY. PARTS	187	1 102	629
533 PIGMENTS, PAINTS, ETC.	10 317	6 689	3 776	772 ELECT. SWITCH, RELAY, CIRCUT	1 893	11 260	6 323
541 MEDICINES, ETC. EXC. GRP542	1 508	5 724	3 241	773 ELECTR DISTRIB. EQPT NES	2 562	2 180	1 226
542 MEDICAMENTS	843	5 368	3 045	774 ELECTRO-MEDCL. XRAY EQUIP	151	3 088	1 719
551 ESSNTL. OIL, PERFUME, FLAVR	613	2 392	1 353	775 DOM. ELEC. NON-ELEC. EQUIPT	2 299	3 880	2 173
553 PERFUMERY, COSMETICS, ETC.	481	1 037	583	776 TRANSISTORS, VALVES, ETC.	28	828	483
554 SOAP, CLEANERS, POLISH, ETC	22 400	7 264	4 115	778 ELECTRIC MACH. APPART. NES	6 078	13 885	7 760
				781 PASS. MOTOR VEHCLS. EX. BUS	7 540	28 519	16 341
				782 GODDS, SPLCL TRANSPORT VEH	15 498	8 431	4 865

7 IMPORTS AND EXPORTS (SPECIAL TRADE) BY COUNTRIES OF PRODUCTION AND CONSUMPTION AND BY GROUPS OF THE SITC-REV. III 1988

GROUP DESCRIPTION	DT = 100 KG	1 000 DM	1 000 \$	GROUP DESCRIPTION	DT = 100 KG	1 000 DM	1 000 \$
783 ROAD MOTOR VEHICLES NES	2 857	1 841	1 016	641 PAPER AND PAPERBOARD	425	193	111
784 PARTS, TRACTORS, MOTOR VEH	15 791	10 870	6 124	642 PAPER, PAPERBOARD, CUT ETC	204	272	144
785 CYCLES, MOTORCYCLES ETC.	110	115	63	657 SPECIAL YARN, TXTL. FABRIC	43	110	60
786 TRAILERS, SEMI-TRAILR, ETC	2 666	944	530	662 CLAY, REFRCT. CONSTR. MATRL	5 456	603	327
791 RAILWAY VEHICLES. EQUIPNT	321	732	416	663 MNERAL MANUFACTURES, NES	62	86	47
792 AIRCRAFT, ASSOCTD. EQUIPNT	72	8 538	4 730	665 GLASSWARE	520	260	144
793 SHIP, BOAT, FLDAT. STRUCTRS	8 093	8 029	4 475	681 SILVER, PLATINUM, ETC.		183	106
812 PLUMBING, SANITRY, EQPT. ETC	473	333	188	684 ALUMINIUM	57	164	95
813 LIGHTING FIXTURES ETC. NES	334	1 548	877	686 ZINC	1 102	320	181
821 FURNITURE, CUSHIONS, ETC.	224	251	147	691 METALLIC STRUCTURES NES	112	100	57
841 MENS, BOYS CLOTHNG, X-KNIT	19	119	67	692 CONTAINERS, STORAGE, TRNSP	45	170	97
842 WOMEN, GIRL CLOTHNG, XKNIT	111	795	451	693 WIRE PRODUCTS EXCL. ELECT	113	56	32
844 WOMEN, GIRLS CLOTHNG, KNIT	26	133	78	695 TOOLS	456	975	550
845 OTHR. TEXTILE APPAREL, NES	21	285	159	696 CUTLERY	14	63	31
846 CLOTHING ACCESSRS, FABRIC	26	204	112	699 MANUFACTS. BASE METAL, NES	177	299	168
848 CLOTHNG, NONTXTL; HEADGEAR	131	377	214	713 INTRNL COMBUS PSTN ENGIN	527	2 800	1 535
851 FOOTWEAR	114	356	205	714 ENGINES, MOTDRS NON-ELECT	24	339	181
871 OPTICAL INSTRUMENTS, NES	495	4 837	2 707	716 ROTATING ELECTRIC PLANT	37	143	78
872 MEDICAL INSTRUMENTS NES	456	5 798	3 273	723 CIVIL ENGINEERING EQUIPT	248	319	173
873 METERS, COUNTERS, NES	39	662	382	724 TEXTILE, LEATHER MACHINES	899	1 131	649
874 MEASURE, CONTROL INSTRMNT	728	13 514	7 644	725 PAPER, PULP MILL MACHINES	109	244	141
881 PHOTOGRAPH APPAR. ETC. NES	172	1 966	1 091	726 PRINTNG, BOOKBINDNG MACHS	317	1 087	604
882 PHOTO. CINEMATOGRPH. SUPPL	342	519	293	727 FOOD-PROCESS. MCH. NON DOM	15	133	73
884 OPTICAL GOODS NES	42	1 640	914	728 OTH. MACH, PTS, SPLC INDUST	334	781	434
885 WATCHES AND CLOCKS	54	718	403	731 METAL REMOVAL WORK TOOLS	53	57	30
891 ARMS AND AMMUNITION	815	2 982	1 715	733 MACH-TOOLS, METAL-WORKING	111	98	57
892 PRINTED MATTER	758	1 158	659	741 HEATNG, COOLNG EQUIP, PART			
893 ARTICLES, NES, OF PLASTICS	3 604	3 334	1 882	742 PUMPS FOR LIQUIDS, PARTS	114	442	253
894 BABY CARRIAGE, TOYS, GAMES	104	357	206	743 PUMPS NES, CENTRIFUGS ETC	72	464	271
895 OFFICE, STATIONERY SUPPLS	683	3 047	1 725	744 MECHANICAL HANDLING EQUIP	399	408	238
896 WORKS OF ART, ANTIQUE ETC	8	92	51	745 OTH. NONELEC MCH. TOOL, NES	364	2 389	1 358
897 GOLD, SILVERWARE, JEWL NES	1	153	89	746 BALL OR ROLLER BEARINGS	7	76	45
898 MUSICAL INSTRUMENTS, ETC.	94	542	305	747 TAPS, COCKS, VALVES, ETC.	45	185	103
899 MISC MANUFCTRD GOODS NES	214	1 543	871	748 TRANSMISSIONS SHAFTS ETC	64	266	154
941 COMPL IND PLANT CHPT 99	58	56	31	749 NON-ELECT MACH. PARTS, ETC	29	140	83
				751 OFFICE MACHINES	128	554	319
BOLIVIA							
IMPORTS							
071 COFFEE, COFFEE SUBSTITUTE	6 029	2 758	1 566	752 AUTOMATC. DATA PROC. EQUIP	4	135	76
072 COCOA	1 673	711	400	764 TELECOMM. EQUIP. PARTS NES	16	315	182
081 ANIMAL FEED STUFF	7 700	492	261	772 ELEC. SWITCH. RELAY. CIRCUIT	9	249	139
211 HIDES, SKINS (EX. FURS), RAW	272	427	250	774 ELECTRO-MEDCL. XRAY EQUIP	6	103	59
248 WOOD, SIMPLY WORKED	5 757	1 055	588	775 DOM. ELEC. NON-ELEC. EQUIPT	219	351	195
268 WOOD, OTHER ANIMAL HAIR	31	66	39	778 ELECTRIC MACH. APPART. NES	43	282	159
287 ORE, CONCENTR. BASE METALS	29 104	2 386	1 384	781 PASS. MOTOR VEHCL. EX. BUS	589	782	453
289 PREC. METAL DRES, CONCTRS	108	4 925	2 803	782 GOODS, SPLC TRANSPORT VEH	1 430	164	92
522 INORGANIC CHEM. ELEMENTS	620	334	195	784 PARTS, TRACTORS, MOTOR VEH	263	606	340
634 VENEERS, PLYWOOD, ETC.	418	230	137	793 SHIP, BOAT, FLDAT. STRUCTRS	1 964	2 139	1 275
687 TIN	258	305	177	813 LIGHTING FIXTURES ETC. NES	20	95	54
689 MISC. NON-FERR. BASE METAL	596	272	162	821 FURNITURE, CUSHIONS, ETC.	102	123	69
713 INTRNL COMBUS PSTN ENGIN	210	1 887	1 071	842 WOMEN, GIRL CLOTHNG, XKNIT	9	78	43
714 ENGINES, MOTDRS NON-ELECT	26	515	284	871 OPTICAL INSTRUMENTS, NES		80	44
792 AIRCRAFT, ASSOCTD. EQUIPNT	12	602	334	872 MEDICAL INSTRUMENTS NES	29	309	178
845 OTHR. TEXTILE APPAREL, NES	37	348	191	873 METERS, COUNTERS, NES	75	71	39
848 CLOTHNG, NONTXTL; HEADGEAR	7	78	43	874 MEASURE, CONTROL INSTRMNT	94	1 020	577
971 GOLD, NONMONTY EXCL DRES	88	6 008	3 388	881 PHOTOGRAPH APPAR. ETC. NES	17	96	52
				882 PHOTO. CINEMATOGRPH. SUPPL	319	400	232
EXPORTS							
001 LIVE ANIMALS	17	161	90	892 PRINTED MATTER	172	260	151
022 MILK AND CREAM	21 113	5 188	3 029	893 ARTICLES, NES, OF PLASTICS	148	284	158
023 BUTTER, OTHER FAT OF MILK	2 000	836	443	895 OFFICE, STATIONERY SUPPLS	330	1 155	651
046 MEAL, FLOUR OF WHEAT, MSLN	118 405	7 309	4 148	899 MISC MANUFCTRD GOODS NES	46	194	108
048 CEREAL PREPARATIONS	896	115	69	PARAGUAY			
054 VEGETABLES	810	864	496	011 BOVINE MEAT	1 740	1 062	607
081 ANIMAL FEED STUFF	695	156	92	034 FISH, FRESH, CHILLED, FROZN	1	53	31
098 EDIBLE PROD. PREPRTNS, NES	61	171	99	071 COFFEE, COFFEE SUBSTITUTE	15 324	5 735	3 266
266 SYNTHETIC FIBRES	7 195	1 982	1 115	075 SPICES	239	170	90
292 CRUDE VEG. MATERIALS, NES	90	298	167	081 ANIMAL FEED STUFF	5 000	151	89
512 ALCOHOL, PHENOL, ETC. DERIV	284	181	102	121 TOBACCO, UNMANUFACTURED	1 228	389	222
513 CARBOXYLIC ACIDS, DERIVTS	1 388	324	181	211 HIDES, SKINS (EX. FURS), RAW	268	517	295
514 NITROGEN-FUNCT. COMPOUNDS	507	487	279	222 OIL SEED (SFT. FIX VEG. OIL)	406 095	20 122	11 643
515 ORGANO-INORGANIC COMPNDS	828	582	333	245 FUEL WOOD, WOOD CHARCOAL	1 650	92	55
516 OTHER ORGANIC CHEMICALS	172	162	93	248 WOOD, SIMPLY WORKED	1 301	110	61
522 INORGANIC CHEM. ELEMENTS	1 179	224	125	263 COTTON	70 731	19 740	10 832
523 METAL. SALTS, INORGAN. ACID	6 094	1 452	821	268 WOOL, OTHER ANIMAL HAIR	620	546	313
531 SYNTH. COLOURS, LAKES, ETC.	180	586	335	291 CRUDE ANIMAL MATERLS. NES	759	80	44
532 DYEING, TANNING MATERIALS	1 407	182	107	292 CRUDE VEG. MATERIALS, NES	1 528	894	526
533 PIGMENTS, PAINTS, ETC.	531	530	298	422 FIXED VEG. FAT, OILS, OTHER	1 930	351	206
541 MEDICINES, ETC. EXC. GRP542	219	1 004	580	431 ANIMAL, VEG. FATS, OILS, NES	10 000	567	314
542 MEDICAMENTS	340	1 715	979	512 ALCOHOL, PHENOL, ETC. DERIV	20	58	35
551 ESSNTL. OIL, PERFUME, FLAVR	26	217	123	532 DYEING, TANNING MATERIALS	938	163	92
553 PERFUMERY, COSMETICS, ETC.	104	204	118	551 ESSNTL. OIL, PERFUME, FLAVR	307	740	417
554 SOAP, CLEANERS, POLISH, ETC	1 607	557	313	611 LEATHER	993	3 567	2 037
562 FERTILIZER, EXCEPT GRP272	2 172	103	59	612 MANUFACT. LEATHER ETC. NES	42	231	134
571 POLYMERS OF ETHYLENE	1 874	333	191	635 WOOD MANUFACTURES, NES	258	78	43
572 POLYMERS OF STYRENE	800	189	107	821 FURNITURE, CUSHIONS, ETC.	80	475	265
573 POLYMERS, VINYL CHLORIDE	2 665	608	347	841 MENS, BOYS CLOTHNG, X-KNIT	48	82	45
574 POLYACETAL, POLYCARBONATE	5 823	836	475	894 BABY CARRIAGE, TOYS, GAMES	3	82	45
575 OTH. PLASTIC, PRIMARY FORM	935	485	281	896 WORKS OF ART, ANTIQUE ETC	3	868	437
581 PLASTIC TUBE, PIPE, HOSE	62	234	129	EXPORTS			
582 PLASTIC PLATE, SHEETS, ETC	133	158	93	022 MILK AND CREAM	45 624	68 344	38 809
591 INSECTICIDES, ETC.	495	277	156	037 FISH ETC. PREPD, PRSVD. NES	106	247	137
592 STARCHES, INULIN, ETC.	386	217	126	054 VEGETABLES	57	72	42
597 PREPRD ADDITIVES, LIQUIDS	292	106	55	112 ALCOHOLIC BEVERAGES	3 600	569	327
598 MISC. CHEMICAL PRDTS, NES	1 376	742	431	251 PULP AND WASTE PAPER	82	62	34
629 ARTICLES OF RUBBER, NES	59	116	67	269 WORN CLOTHING, TEXTL. ARTL	1 099	227	130

7 IMPORTS AND EXPORTS (SPECIAL TRADE) BY COUNTRIES OF PRODUCTION AND CONSUMPTION AND BY GROUPS OF THE SITC-REV. III 1988

GROUP DESCRIPTION	DT = 100 KG	1 000 DM	1 000 \$	GROUP DESCRIPTION	DT = 100 KG	1 000 DM	1 000 \$
274 SULPHUR, UNRSTD. IRON PYRS	3 000	120	71	061 SUGARS, MOLASSES, HONEY	32 466	4 444	2 583
292 CRUDE VEG. MATERIALS, NES	128	372	204	071 COFFEE, COFFEE SUBSTITUTE	168	74	40
512 ALCOHOL, PHENOL, ETC. DERIV	122	55	30	081 ANIMAL FEED STUFF	15 472	475	275
513 CARBOXYLIC ACIDS, DERIVTS	1 169	311	173	211 HIDES, SKINS (EX. FURS), RAW	106	110	63
514 NITROGEN-FUNCT. COMPOUNDS	85	153	86	222 OILSEED (SFT. FIX VEG. OIL)	39 080	2 433	1 310
515 ORGANO-INORGANIC COMPNDS	591	1 051	588	268 WOOL, OTHER ANIMAL HAIR	53 345	45 855	26 419
516 OTHER ORGANIC CHEMICALS	545	455	259	291 CRUDE ANIMAL MATERLS. NES	56 713	8 907	5 040
522 INORGANIC CHEM. ELEMENTS	94	118	65	292 CRUDE VEG. MATERIALS, NES	301	476	276
523 METAL. SALTS, INORGAN. ACID	2 828	373	209	431 ANIMAL, VEG. FATS, OILS, NES	113	72	40
531 SYNTH. COLOURS, LAKES, ETC.	261	556	310	512 ALCOHOL, PHENOL, ETC. DERIV	910	178	105
533 PIGMENTS, PAINTS, ETC.	485	381	212	541 MEDICINES, ETC. EXC. GRP542	4	1 164	679
541 MEDICINES, ETC. EXC. GRP542	154	697	388	592 STARCHES, INULIN, ETC.	112	94	57
542 MEDICAMENTS	318	1 880	1 094	611 LEATHER	2 444	8 209	4 655
551 ESSNTL. OIL, PERFUME, FLAVR	95	174	102	613 FURSKINS, TANNED, DRESSED	818	5 486	3 127
553 PERFUMERY, COSMETICS, ETC.	1 014	1 373	780	625 RUBBER TYRES, TUBES, ETC.	145	144	79
554 SOAP, CLEANERS, POLISH, ETC	1 301	391	222	651 TEXTILE YARN	52	71	41
573 POLYMERS, VINYL CHLORIDE	305	66	39	654 OTH. TEXTILE FABRIC, WOVEN	2 645	10 071	5 692
575 OTH. PLASTIC, PRIMARY FORM	2 318	835	462	662 CLAY, REFRACT. CONSTR. MATRL	7 187	615	351
581 PLASTIC TUBE, PIPE, HOSE	27	96	52	666 POTTERY	58	215	120
591 INSECTICIDES, ETC.	896	1 425	802	667 PEARLS, PRECIOUS STONES	•	•	•
592 STARCHES, INULIN, ETC.	290	69	38	674 FLAT-ROLLED PLATED IRON	1 776	228	122
597 PREPRD ADDITIVES, LIQUIDS	130	87	48	682 COPPER	72	57	33
598 MISC. CHEMICAL PRDCTS. NES	1 335	889	514	713 INTRNL COMBUS PSTN ENGIN	68	171	91
625 RUBBER TYRES, TUBES, ETC.	1 148	134	76	778 ELECTRIC. MACH. APPART. NES	1	87	51
629 ARTICLES OF RUBBER, NES	125	208	118	781 PASS. MOTOR VEHCLS. EX. BUS	107	56	32
641 PAPER AND PAPERBOARD	1 307	500	282	784 PARTS, TRACTORS, MOTOR VEH	197	456	266
642 PAPER, PAPERBOARD, CUT ETC	765	322	186	831 TRUNK, SUIT-CASES, BAG, ETC	16	123	69
651 TEXTILE YARN	35	88	52	841 MENS, BOYS CLOTHNG, X-KNIT	347	1 234	663
653 FABRICS, MAN-MADE FIBRES	20	107	62	842 WOMEN, GIRL CLOTHNG, XKNIT	76	512	288
659 FLOOR COVERINGS, ETC.	282	1 020	593	845 OTHR. TEXTILE APPAREL, NES	29	169	97
663 MINERAL MANUFACTURES, NES	139	185	98	846 CLOTHING ACCESSRS, FABRIC	26	138	75
665 GLASSWARE	205	275	155	848 CLOTHING, NONXTL; HEADGEAR	3 456	43 137	24 353
682 COPPER	19	90	49	851 FOOTWEAR	676	3 293	1 832
684 ALUMINIUM	73	242	137	872 MEDICAL INSTRUMENTS NES	8	276	152
695 TOOLS	334	896	513	882 PHOTO. CINEMATOGRPH. SUPPL	16	112	64
696 CUTLERY	18	170	96	892 PRINTED MATTER	29	80	47
697 HOUSEHOLD EQUIPMENT, NES	39	72	43	893 ARTICLES, NES, OF PLASTICS	68	55	30
699 MANUFACTS. BASE METAL, NES	177	283	149	896 WORKS OF ART, ANTIQUE ETC	26	217	121
713 INTRNL COMBUS PSTN ENGIN	1 077	958	555	897 GOLD, SILVERWARE, JEWEL NES	5	99	56
716 ROTATING ELECTRIC PLANT	5	59	35	899 MISC MANUFCTRD GOODS NES	8	456	264
723 CIVIL ENGINEERING EQUIPT	15	59	32				
724 TEXTILE, LEATHER MACHINES	70	1 138	636	EXPORTS	174 137	112 601	63 706
726 PRINTNG, BOOKBINDNG MACHS	224	185	105	022 MILK AND CREAM	3 033	1 019	583
727 FOOD-PROCCS. MCH. NON DOM	600	542	299	024 CHEESE AND CURD	107	73	41
728 OTH. MACH, PTS, SPCL INDUST	970	1 463	822	037 FISH ETC. PREPD, PRSVD. NES	102	88	51
731 METAL REMOVAL WORK TOOLS	958	837	488	054 VEGETABLES	195	191	113
733 MACH-TOOLS, METAL-WORKING	242	764	456	081 ANIMAL FEED STUFF	1 625	249	140
735 PARTS, NES, FOR MACH-TOOLS	43	266	149	098 EDIBLE PROD. PREPRTRS, NES	706	348	194
737 METALWORKING MACHNRY NES	29	681	368	121 TOBACCO, UNMANUFACTURED	1 100	203	114
741 HEATNG, COOLNG EQUIP, PART	•	•	•	232 SYNTHETIC RUBBER, ETC.	3 652	1 042	599
743 PUMPS NES, CENTRIFUGS ETC	34	337	191	266 SYNTHETIC FIBRES	2 138	861	498
744 MECHANICAL HANDLING EQUIP	167	243	136	273 STONE, SAND AND GRAVEL	3 923	136	79
745 OTH. NONELEC MCH, TOOL, NES	502	1 830	1 043	278 OTHER CRUDE MINERALS	1 810	165	91
746 BALL OR ROLLER BEARINGS	25	100	57	291 CRUDE ANIMAL MATERLS. NES	311	159	90
748 TRANSMISSIONS SHAFTS ETC	103	310	166	292 CRUDE VEG. MATERIALS, NES	491	851	485
749 NON-ELECT MACH. PARTS, ETC	20	99	54	334 PETROLEUM PRODUCTS	4 980	1 143	628
751 OFFICE MACHINES	108	583	331	335 RESIDUAL PETROL. PRODUCTS	409	68	35
752 AUTOMATC. DATA PROC. EQUIP	14	330	190	421 FIXED VEG. FAT, OILS, SOFT	614	86	46
759 PARTS, FOR OFFICE MACHINS	6	58	34	511 HYDROCARBONS, NES, DERIVTS	641	125	70
761 TELEVISION RECEIVERS ETC	13	51	30	512 ALCOHOL, PHENOL, ETC. DERIV	657	338	188
764 TELECOMM. EQUIP, PARTS NES	533	12 592	7 072	513 CARBOXYLIC ACIDS, DERIVTS	8 018	1 426	810
772 ELEC. SWITCH. RELAY. CIRCUIT	160	1 341	762	514 NITROGEN-FUNCT. COMPOUNDS	1 075	1 550	873
773 ELECTR. DISTRIB. EQPT NES	95	163	92	515 ORGANO-INORGANIC COMPNDS	428	2 302	1 308
774 ELECTRO-MEDCL. XRAY EQUIP	12	504	504	522 INORGANIC CHEM. ELEMENTS	1 365	729	407
775 DOM. ELEC. NON-ELEC. EQUIPT	143	315	178	523 METAL. SALTS, INORGAN. ACID	1 379	655	375
778 ELECTRIC. MACH. APPART. NES	495	532	293	531 SYNTH. COLOURS, LAKES, ETC.	8 664	931	528
781 PASS. MOTOR VEHCLS. EX. BUS	2 480	6 790	3 855	532 DYEING, TANNING MATERIALS	2 829	7 425	4 208
782 GOODS, SPCL TRANSPORT VEH	92	248	136	533 PIGMENTS, PAINTS, ETC.	4 561	1 417	798
784 PARTS, TRACTORS, MOTOR VEH	712	1 559	884	541 MEDICINES, ETC. EXC. GRP542	6 588	3 719	2 090
813 LIGHTNG FIXTURES ETC. NES	12	115	66	542 MEDICAMENTS	290	4 237	2 397
846 CLOTHING ACCESSRS, FABRIC	20	162	94	543 MEDICINES, NES	383	2 399	1 367
871 OPTICAL INSTRUMENTS, NES	128	1 029	578	551 ESSNTL. OIL, PERFUME, FLAVR	53	377	213
872 MEDICAL INSTRUMENTS NES	1	64	34	553 PERFUMERY, COSMETICS, ETC.	128	330	182
873 METERS, COUNTERS, NES	1	64	34	554 SOAP, CLEANERS, POLISH, ETC	5 459	1 823	1 025
874 MEASURE, CONTROL INSTRMNT	135	5 542	3 293	562 FERTILIZER, EXCEPT GRP272	40 206	998	559
881 PHOTOGRAPH APPAR. ETC. NES	20	129	75	571 POLYMERS OF ETHYLENE	1 392	358	197
882 PHOTO. CINEMATOGRPH. SUPPL	45	90	51	573 POLYMERS, VINYL CHLORIDE	6 688	1 546	881
884 OPTICAL GOODS NES	1	382	216	574 POLYACETAL, POLYCARBONATE	488	333	190
891 ARMS AND AMMUNITION	44	125	71	575 OTH. PLASTIC, PRIMARY FORM	8 227	4 626	2 601
892 PRINTED MATTER	134	265	149	581 PLASTIC TUBE, PIPE, HOSE	22	67	37
893 ARTICLES, NES, OF PLASTICS	103	189	102	582 PLASTIC PLATE, SHEETS, ETC	409	464	261
895 OFFICE, STATIONERY SUPPLS	80	399	225	591 INSECTICIDES, ETC.	1 674	2 571	1 441
897 GOLD, SILVERWARE, JEWEL NES	16	111	60	592 STARCHES, INULIN, ETC.	122	293	169
898 MUSICAL INSTRUMENTS, ETC.	38	128	68	597 PREPRD ADDITIVES, LIQUIDS	7 760	2 156	1 216
899 MISC MANUFCTRD GOODS NES	2 296	2 012	1 146	598 MISC. CHEMICAL PRDCTS. NES	9 202	4 081	2 317
961 COIN NONGOLD NONCURRENT	•	•	•	611 LEATHER	28	217	127
URUGUAY				621 MATERIALS OF RUBBER	29	107	63
IMPORTS	472 947	206 630	117 765	625 RUBBER TYRES, TUBES, ETC.	362	314	182
011 BOVINE MEAT	27 226	27 937	16 153	629 ARTICLES OF RUBBER, NES	236	749	425
012 OTHER MEAT, MEAT OFFAL	19 630	8 874	5 199	641 PAPER AND PAPERBOARD	1 124	551	315
017 MEAT, OFFL, PRPD, PRSVD, NES	131	172	96	642 PAPER, PAPERBOARD, CUT ETC	122	148	80
034 FISH, FRESH, CHILLED, FROZN	29 805	11 782	6 728	651 TEXTILE YARN	209	224	129
042 RICE	147 396	12 074	6 759	652 COTTON FABRICS, WOVEN	109	338	190
054 VEGETABLES	2 225	132	75	653 FABRICS, MAN-MADE FIBRES	112	345	193
057 FRUIT, NUTS EXCL. OIL NUTS	32 694	3 456	1 884	656 TULLE, LACE, EMBROIDRY. ETC	6	50	30
059 FRUIT, VEGETABLE JUICES	316	116	66	657 SPECIAL YARN, TXTL. FABRIC	582	895	504
				662 CLAY, REFRACT. CONSTR. MATRL	243	81	48
				663 MINERAL MANUFACTURES, NES	473	408	225

7 IMPORTS AND EXPORTS (SPECIAL TRADE) BY COUNTRIES OF PRODUCTION AND CONSUMPTION AND BY GROUPS OF THE SITC-REV. III 1928

GROUP DESCRIPTION	DT = 100 KG	1 000 DM	1 000 \$	GROUP DESCRIPTION	DT = 100 KG	1 000 DM	1 000 \$
664 GLASS	360	75	43	211 HIDES, SKINS (EX. FURS), RAW	493	208	122
665 GLASSWARE	144	226	131	212 FURSKINS, RAW	32	852	454
671 PIG IRON, SPIEGELEISN, ETC	331	91	51	222 OILSEED (SFT. FIX VEG. OIL)	5 442 227	342 564	186 749
674 FLAT-ROLLED PLATED IRON	740	143	83	223 OILSEED (OTH. FIX. VEG. OIL)	1 879	200	110
675 FLAT-ROLLED, ALLOY STEEL	5 249	1 651	925	231 NATURAL RUBBER, ETC.	1 700	250	136
678 WIRE OF IRON OR STEEL	90	55	30	232 SYNTHETIC RUBBER, ETC.	9 187	1 395	792
679 TUBES, PIPES, ETC. IRON, STL	285	188	109	245 FUEL WOOD, WOOD CHARCOAL	26 473	1 433	801
682 COPPER	82	138	75	248 WOOD, SIMPLY WORKED	2 623	86	46
683 NICKEL	34	88	49	251 PULP AND WASTE PAPER	15 226	1 874	1 052
684 ALUMINIUM	33	56	30	263 COTTON	254 475	56 923	31 564
693 WIRE PRODUCTS EXCL. ELECT	774	302	172	268 WOOL, OTHER ANIMAL HAIR	42 218	37 680	21 626
694 NAILS, SCREWS, NUTS, ETC.	98	158	85	281 IRON ORE, CONCENTRATES	46 000	146	88
695 TOOLS	351	973	553	288 NON-FERROUS WASTE, SCRAP	138	2 851	1 629
696 CUTLERY	9	58	30	289 PREC. METAL DRES, CONCTRTS	210	192	110
699 MANUFACTS. BASE METAL, NES	414	411	231	291 CRUDE ANIMAL MATERLS. NES	92 652	11 700	6 642
713 INTRNL COMBUS PSTN ENGIN	957	1 565	879	292 CRUDE VEG. MATERIALS, NES	33 562	15 153	8 751
716 ROTATING ELECTRIC PLANT	417	1 719	955	293 RESIDUAL PETROL. PRODUCTS	52 848	815	487
721 AGRIC. MACHINES, EX. TRACTR	600	476	273	421 FIXED VEG. FAT, OILS, SOFT	158 784	15 263	8 665
723 CIVIL ENGINEERING EQUIPT	350	830	467	422 FIXED VEG. FAT, OILS, OTHER	59 992	5 280	2 911
724 TEXTILE, LEATHER MACHINES	2 893	9 863	5 602	431 ANIMAL, VEG. FATS, OILS, NES	58 013	3 105	1 769
725 PAPER, PULP, MILL MACHINES	133	336	188	511 HYDROCARBONS, NES, DERIVTS	11 351	992	563
726 PRINTNG, BOOKBINDNG MACHS	30	303	166	512 ALCOHOL, PHENOL, ETC. DERIV	20 419	2 720	1 528
727 FOOD-PROCESS. MCH. NON DOM	146	2 113	1 188	513 CARBOXYLIC ACIDS, DERIVTS	7 856	1 868	1 077
728 OTH. MACH. PTS, SPLC INDUSTR	402	1 671	968	514 NITROGEN-FUNCT. COMPOUNDS	20 157	2 919	1 655
731 METAL REMOVAL WORK TOOLS	143	78	44	515 ORGANO-INDORGANIC COMPNDS	409	1 607	880
733 MACH-TOOLS, METAL-WORKING	181	94	53	516 OTHER ORGANIC CHEMICALS	138	2 211	1 290
735 PARTS, NES, FOR MACH-TOOLS	4	76	43	522 INORGANIC CHEM. ELEMENTS	21 597	2 806	1 589
737 METALWORKING MACHNRY NES	13	121	70	524 OTHER CHEMICAL COMPOUNDS	1 220	264	151
741 HEATING, COOLNG EQUIP, PART	.	.	.	531 SYNTH. COLOURS, LAKES, ETC.	184	192	110
742 PUMPS FOR LIQUIDS, PARTS	94	556	320	532 DYEING, TANNING MATERIALS	11 561	1 952	1 106
743 PUMPS NES, CENTRIFUGS ETC	294	985	558	541 MEDICINES, ETC. EXC. GRP542	2 001	8 835	5 037
744 MECHANICAL HANDLING EQUIP	331	664	386	551 ESSNTL. OIL, PERFUME, FLAVR	1 140	1 749	996
745 OTH. NONELEC MCH, TOOL, NES	329	1 648	954	571 POLYMERS OF ETHYLENE	22 030	4 516	2 584
746 BALL OR ROLLER BEARINGS	68	289	159	575 DTH. PLASTIC, PRIMARY FORM	433	76	45
747 TAPS, COCKS, VALVES, ETC.	183	524	300	598 MISC. CHEMICAL PRODTS. NES	16 518	2 404	1 351
748 TRANSMISSIONS SHAFTS ETC	221	621	347	611 LEATHER	9 537	23 364	13 281
749 NON-ELECT MACH. PARTS, ETC	52	376	217	612 MANUFACT. LEATHER ETC. NES	539	2 017	1 107
751 OFFICE MACHINES	49	201	113	613 FURSKINS, TANNED, DRESSED	857	9 714	5 561
752 AUTOMATC. DATA PROC. EQUIP	2	135	74	625 RUBBER TYRES, TUBES, ETC.	7 862	4 033	2 212
762 RADIO-BROADCAST RECEIVER	4	56	30	634 VENEERS, PLYWOOD, ETC.	17 299	1 146	656
764 TELECOMM. EQUIP, PARTS NES	473	2 241	1 269	635 WOOD MANUFACTURES, NES	253	64	36
771 ELECT POWER MACHNY. PARTS	140	214	118	641 PAPER AND PAPERBOARD	9 077	74	42
772 ELEC. SWITCH. RELAY. CIRCUIT	170	930	532	651 TEXTILE YARN	6 189	6 189	3 594
773 ELECTR. DISTRIB. EQPT NES	132	192	112	652 COTTON FABRICS, WOVEN	3 555	2 599	1 481
774 ELECTRO-MEDCL. XRAY EQUIP	21	1 150	652	654 DTH. TEXTILE FABRIC, WOVEN	161	542	322
775 DOM. ELEC. NON-ELEC. EQUIPT	230	440	251	655 KNIT. CROCHET. FABRIC NES	104	157	87
776 TRANSISTORS, VALVES, ETC.	227	444	251	658 TEXTILE ARTICLES NES	499	244	134
778 ELECTRIC. MACH. APPART. NES	296	1 286	719	662 CLAY, REFRCT. CONSTR. MATRL	13 752	1 164	621
781 PASS. MOTOR VEHCLS. EX. BUS	1 176	4 064	2 315	663 MINERAL MANUFACTURES, NES	1 339	435	257
784 PARTS, TRACTORS, MOTOR VEH	2 235	3 013	1 707	665 GLASSWARE	46	60	34
785 CYCLES, MOTORCYCLES ETC.	88	57	33	667 PEARLS, PRECIOUS STONES	.	.	.
786 TRAILERS, SEMI-TRAILR, ETC	109	84	47	671 PIG IRON, SPIEGELEISN, ETC	5 771	1 266	697
793 SHIP, BOAT, FLOAT. STRUCTRS	30	77	43	673 FLAT-ROLLED IRON ETC.	152 992	12 957	7 540
813 LIGHTING FIXTURES ETC. NES	11	66	36	674 FLAT-ROLLED PLATED IRON	31 560	3 842	2 057
851 FOOTWEAR	386	188	103	676 IRON, STL. BAR, SHAPES ETC.	197 244	10 821	5 875
871 OPTICAL INSTRUMENTS, NES	3	185	103	679 TUBES, PIPES, ETC. IRON, STL	83 032	6 848	3 756
872 MEDICAL INSTRUMENTS NES	340	1 139	651	682 COPPER	246	155	83
873 METERS, COUNTERS, NES	7	188	109	684 ALUMINIUM	84 055	29 247	16 587
874 MEASURE, CONTROL INSTRMNT	147	1 841	1 050	686 ZINC	242	71	40
881 PHOTOGRAPH APPAR. ETC. NES	30	205	116	695 TOOLS	12	133	75
882 PHOTO. CINEMATGRPH. SUPPL	89	121	66	713 INTRNL COMBUS PSTN ENGIN	3 364	1 932	1 086
884 OPTICAL GOODS NES		158	88	716 ROTATING ELECTRIC PLANT	79	466	265
885 WATCHES AND CLOCKS	3	77	46	731 METAL REMOVAL WORK TOOLS	234	749	401
891 ARMS AND AMMUNITION	31	62	35	735 PARTS, NES, FOR MACH-TOOLS	120	213	121
892 PRINTED MATTER	136	207	120	741 HEATING, COOLNG EQUIP, PART	30	113	64
893 ARTICLES, NES, OF PLASTICS	681	1 391	783	742 PUMPS FOR LIQUIDS, PARTS	4	114	66
894 BABY CARRIAGE, TOYS, GAMES	54	129	74	743 PUMPS NES, CENTRIFUGS ETC	16	72	40
895 OFFICE, STATIONERY SUPPLS	273	898	511	745 OTH. NONELEC MCH, TOOL, NES	60	77	42
897 GOLD, SILVERWARE, JEHL NES	1	166	93	748 TRANSMISSIONS SHAFTS ETC	1 028	1 068	607
898 MUSICAL INSTRUMENTS, ETC.	32	279	155	751 OFFICE MACHINES	23	324	190
899 MISC MANUFCTRD GOODS NES	132	459	254	752 AUTOMATC. DATA PROC. EQUIP	44	434	248
				759 PARTS, FOR OFFICE MACHINS	45	1 881	1 072
				764 TELECOMM. EQUIP. PARTS NES	4	76	44
				776 TRANSISTORS, VALVES, ETC.	11	573	335
				778 ELECTRIC. MACH. APPART. NES	5	116	61
				781 PASS. MOTOR VEHCLS. EX. BUS	299	176	97
				784 PARTS, TRACTORS, MOTOR VEH	786	673	384
				792 AIRCRAFT, ASSOCTD. EQUIPNT	59	216	125
				791 FURNITURE, CUSHIONS, ETC.	421	1 612	910
				831 TRUNK, SUIT-CASES, BAG, ETC	35	180	101
				841 MENS, BOYS CLOTHNG, X-KNIT	642	997	572
				845 OTHR. TEXTILE APPAREL, NES	14	77	43
				848 CLOTHNG, NONXTL; HEADGEAR	1 254	13 988	7 894
				851 FOOTWEAR	1 410	4 834	2 640
				874 MEASURE, CONTROL INSTRMNT	34	605	344
				882 PHOTO. CINEMATGRPH. SUPPL	15	76	44
				884 OPTICAL GOODS NES	1	91	54
				885 WATCHES AND CLOCKS	140	448	247
				891 ARMS AND AMMUNITION	34	300	171
				892 PRINTED MATTER	39	134	75
				894 BABY CARRIAGE, TOYS, GAMES	232	165	91
				895 OFFICE, STATIONERY SUPPLS	54	154	84
				896 WORKS OF ART, ANTIQUE ETC	2	1 027	591
				897 GOLD, SILVERWARE, JEHL NES	15	93	52
				EXPORTS	1 261 045	1 057 043	602 531
				001 LIVE ANIMALS	31	183	107
				037 FISH ETC. PREPD, PRSVD. NES	24	172	99
ARGENTINA							
IMPORTS	15 845 340	1 602 127	900 811				
001 LIVE ANIMALS	464	1 020	588				
011 BOVINE MEAT	296 721	382 697	217 994				
012 OTHER MEAT, MEAT OFFAL	62 250	35 271	19 506				
017 MEAT, OFFL, PRPD, PRSVD, NES	59 237	35 109	19 933				
034 FISH, FRESH, CHILLED, FROZN	83 298	25 378	14 542				
036 CRUSTACEANS, MOLLUSCS ETC	319	62	35				
037 FISH ETC. PREPD, PRSVD. NES	20	75	43				
042 RICE	62 922	4 052	2 212				
044 MAIZE UNMILLED	783 411	23 249	13 070				
045 OTHER CEREALS, UNMILLED	172 372	5 917	3 357				
048 CEREAL PREPARATIONS	1 264	88	52				
054 VEGETABLES	26 203	4 457	2 546				
056 VEGETABLES, PRPD, PRSVD, NES	466	276	153				
057 FRUIT, NUTS EXCL. OIL NUTS	560 177	69 180	40 017				
058 FRUIT, PRESERVED, PREPARED	9 482	1 736	988				
059 FRUIT, VEGETABLE JUICES	88 373	23 688	13 466				
061 SUGARS, MOLASSES, HONEY	151 909	21 288	12 178				
071 COFFEE, COFFEE SUBSTITUTE	125	64	36				
074 TEA AND MATE	11 352	2 177	1 251				
081 ANIMAL FEED STUFF	6 350 603	247 823	139 489				
098 EDIBLE PROD. PREPRTNS, NES	212	74	42				
112 ALCOHOLIC BEVERAGES	4 417	1 368	775				
121 TOBACCO, UNMANUFACTURED	46 057	22 403	12 804				

7 IMPORTS AND EXPORTS (SPECIAL TRADE) BY COUNTRIES OF PRODUCTION AND CONSUMPTION AND BY GROUPS OF THE SITC-REV. III 1988

GROUP DESCRIPTION	DT = 100 KG	1 000 DM	1 000 \$	GROUP DESCRIPTION	DT = 100 KG	1 000 DM	1 000 \$
048 CEREAL PREPARATIONS	496	178	105	716 ROTATING ELECTRIC PLANT	1 239	6 565	3 712
054 VEGETABLES	955	636	363	718 OTH. POWR. GENRTRNG. MACHNRY	439	1 736	997
057 FRUIT,NUTS EXCL. OIL NUTS	101	129	69	721 AGRIC. MACHINES, EX. TRACTR	322	1 949	541
061 SUGARS, MOLASSES, HONEY	3 512	1 126	620	723 CIVIL ENGINEERING EQUIPT	964	1 858	929
081 ANIMAL FEED STUFF	1 791	457	259	724 TEXTILE, LEATHER MACHINES	11 035	43 682	24 759
098 EDIBLE PROD. PREPRTNS, NES	192	164	88	725 PAPER, PULP MILL MACHINES	1 783	7 495	4 262
112 ALCOHOLIC BEVERAGES	502	111	61	726 PRINTNG, BOOKBINDNG MACHS	3 560	13 655	7 724
122 TOBACCO, MANUFACTURED	223	328	185	727 FOOD-PROCESS. MCH. NON DOM	1 218	4 291	2 462
212 FURSKINS, RAW	5	80	47	728 OTH. MACH. PTS, SPCL INDUST	9 559	31 096	17 546
231 NATURAL RUBBER, ETC.	400	82	48	731 METAL REMOVAL WORK TOOLS	5 265	8 610	4 868
232 SYNTHETIC RUBBER, ETC.	22 816	6 314	3 612	733 MACH-TOOLS, METAL-WORKING	3 684	11 339	6 268
247 WOOD ROUGH, ROUGH SQUARED	1 196	108	58	735 PARTS, NES, FOR MACH-TOOLS	273	3 763	2 118
251 PULP AND WASTE PAPER	2 635	506	288	737 METALWORKING MACHNRY NES	2 165	6 861	3 863
266 SYNTHETIC FIBRES	1 765	719	403	741 HEATNG, COOLNG EQUIP, PART	*	*	*
278 OTHER CRUDE MINERALS	12 817	2 448	1 405	742 PUMPS FOR LIQUIDS, PARTS	883	7 059	3 961
285 ALUMINIUM ORE, CONCTR, ETC	3 417	535	314	743 PUMPS NES, CENTRIFUGS ETC	1 298	9 937	5 571
291 CRUDE ANIMAL MATERLS, NES	101	144	82	744 MECHANICAL HANDLING EQUIP	3 640	6 461	3 686
292 CRUDE VEG. MATERIALS, NES	3 356	3 039	1 717	745 OTH. NONELEC MCH. TOOL, NES	3 356	22 830	12 933
334 PETROLEUM PRODUCTS	3 650	883	489	746 BALL OR ROLLER BEARINGS	2 956	7 331	4 170
335 RESIDUAL PETROL. PRODUCTS	44 580	2 099	1 134	747 TAPS, COCKS, VALVES, ETC.	2 510	8 400	4 825
422 FIXED VEG. FAT, OILS, OTHER	1 854	679	382	748 TRANSMISSIONS SHAFTS ETC	1 655	6 410	3 657
431 ANIMAL, VEG. FATS, OILS, NES	819	260	145	749 NON-ELECT MACH. PARTS, ETC	678	3 350	1 888
511 HYDROCARBONS, NES, DERIVTS	7 329	1 112	641	751 OFFICE MACHINES	246	2 377	1 346
512 ALCOHOL, PHENOL, ETC. DERIV	17 401	6 028	3 380	752 AUTOMATC. DATA PROC. EQUIP	350	5 920	3 372
513 CARBOXYLIC ACIDS, DERIVTS	32 505	10 617	6 105	753 PARTS, FOR OFFICE MACHINS	32	678	383
514 NITROGEN-FUNCT. COMPOUNDS	17 346	25 520	14 510	759 SOUND RECORDER, PHONOGRPH	7	313	184
515 ORGANO-INORGANIC COMPNDS	16 338	35 108	19 760	764 TELECOMM. EQUIP. PARTS NES	7 453	105 472	60 671
516 OTHER ORGANIC CHEMICALS	10 385	7 839	4 380	771 ELECT POWER MACHNY PARTS	155	1 466	852
522 INORGANIC CHEM. ELEMENTS	18 874	4 644	2 667	772 ELEC. SWITCH. RELAY. CIRCUIT	1 883	20 784	11 896
523 METAL, SALTS, INORGAN. ACID	64 337	9 061	5 079	773 ELECTR. DISTRIB. EQPT NES	3 310	4 722	2 646
524 OTHER CHEMICAL COMPOUNDS	221	387	216	774 ELECTRO-MEDCL. XRAY EQUIP	217	2 830	1 607
525 RADIO-ACTIVE MATERIALS	10	188	106	775 DOM. ELEC. NON-ELEC. EQUIPT	273	1 381	766
531 SYNTH. COLOURS, LAKES, ETC.	3 538	11 663	6 644	776 TRANSISTORS, VALVES, ETC.	915	10 636	6 174
532 DYEING, TANNING MATERIALS	619	254	146	778 ELECTRIC. MACH. APPART. NES	7 737	15 410	8 844
533 PIGMENTS, PAINTS, ETC.	21 670	10 894	6 226	781 PASS. MOTOR VEHCLS. EX. BUS	4 234	17 502	9 974
541 MEDICINES, ETC. EXC. GRP542	1 709	20 542	11 680	782 GOODS, SPCL TRANSPORT VEH	83	437	262
542 MEDICAMENTS	2 653	6 285	3 580	783 ROAD MOTOR VEHICLES NES	9 470	487	278
551 ESSNTL. OIL, PERFUME, FLAVR	484	1 319	751	784 PARTS, TRACTORS, MOTOR VEH	10 502	19 144	10 908
553 PERFUMERY, COSMETICS, ETC.	44	306	172	785 CYCLES, MOTORCYCLES ETC.	19	142	84
554 SOAP, CLEANERS, POLISH, ETC	11 215	4 248	2 410	786 TRAILERS, SEMI-TRAILR, ETC	130	145	84
562 FERTILIZER, EXCEPT GRP272	25 514	1 093	603	791 RAILWAY VEHICLES. EQUIPNT	111	969	550
571 POLYMERS OF ETHYLENE	22 344	5 029	2 883	792 AIRCRAFT, ASSOCTD. EQUIPNT	112	1 788	1 037
572 POLYMERS OF STYRENE	3 075	1 551	875	800 CPL IND PLANT CHAP 90/94	3	468	273
573 POLYMERS, VINYL CHLORIDE	28 082	5 430	3 066	812 LIGHTNG, SANITRY, EQPT. ETC	21	179	98
574 POLYACETAL, POLYCARBONATE	5 443	3 355	1 894	813 LIGHTNG FIXTURES ETC. NES	71	471	264
575 OTH. PLASTIC, PRIMARY FORM	67 793	26 667	15 125	821 FURNITURE, CUSHIONS, ETC.	140	176	99
579 PLASTIC WASTE, SCRAP ETC	4 900	565	321	842 WOMEN, GIRL CLOTHNG, XKNIT	8	88	47
581 PLASTIC TUBE, PIPE, HOSE	286	904	498	848 CLOTHNG, NONXTL, HEADGEAR	1	256	145
582 PLASTIC PLATE, SHEETS, ETC	2 267	2 285	1 290	851 FOOTWEAR	93	352	197
583 MONDFILAMENT OF PLASTICS	59	80	43	871 OPTICAL INSTRUMENTS, NES	13	1 363	789
591 INSECTICIDES, ETC.	7 316	10 337	5 832	872 MEDICAL INSTRUMENTS NES	385	4 666	2 642
592 STARCHES, INULIN, ETC.	697	713	400	873 METERS, COUNTERS, NES	26	649	365
597 PREPRD ADDITIVES, LIQUIDS	12 158	4 291	2 461	874 MEASURE, CONTRL INSTRMNT	928	26 221	14 975
598 MISC. CHEMICAL PRDTS, NES	25 873	12 195	6 887	881 PHOTOGRAPH APPAR. ETC. NES	168	2 141	1 197
600 CPL IND PLANT CHAP 69-76	3 178	21 236	12 227	882 PHOTO. CINEMATOGRPH. SUPPL	4 998	7 562	4 408
612 MANUFACT. LEATHER ETC. NES	5	107	63	884 OPTICAL GOODS NES	7	836	466
613 FURSKINS, TANNED, DRESSED	44	1 273	734	885 WATCHES AND CLOCKS	297	3 209	1 840
621 MATERIALS OF RUBBER	364	754	428	891 ARMS AND AMMUNITION	5	497	272
625 RUBBER TYRES, TUBES, ETC.	588	312	178	892 PRINTED MATTER	5 499	7 153	4 029
629 ARTICLES OF RUBBER, NES	702	2 080	1 177	893 ARTICLES, NES, OF PLASTICS	1 155	1 699	969
634 VENEERS, PLYWOOD, ETC.	537	227	133	894 BABY CARRIAGE, TOYS, GAMES	414	1 081	607
641 PAPER AND PAPERBOARD	4 177	2 920	1 674	895 OFFICE, STATIONERY SUPPLS	454	1 943	1 120
642 PAPER, PAPERBOARD, CUT ETC	1 402	1 101	631	896 WORKS OF ART, ANTIQUE NES	1	60	32
651 TEXTILE YARN	1 543	2 558	1 451	897 GOLD, SILVERWARE, JEWEL ETC	11	325	185
653 FABRICS, MAN-MADE FIBRES	49	226	127	898 MUSICAL INSTRUMENTS, ETC.	699	2 509	1 430
654 OTH. TEXTILE FABRIC, WOVEN	53	233	132	899 MISC MANUFCTRD GOODS NES	287	1 873	1 048
655 KNIT, CROCHET, FABRIC NES	22	93	51	941 COMPL IND PLANT CHAPT 99	1 152	6 532	3 833
656 TULLE, LACE, EMBROIDRY, ETC	27	152	87				
657 SPECIAL YARN, TXTL. FABRIC	1 398	3 654	2 059	FALKLAND IS			
658 TEXTILE ARTICLES NES	100	230	131	IMPORTS	1 952	1 949	1 067
659 FLOOR COVERINGS, ETC.	259	132	73				
662 CLAY, REFRACT. CONSTR. MATRL	38 966	11 698	6 760	268 WOOL, OTHER ANIMAL HAIR	1 710	1 785	976
663 MINERAL MANUFACTURES, NES	5 019	6 896	3 935	611 LEATHER	9	102	55
664 GLASS	3 983	2 120	1 221				
665 GLASSWARE	224	466	258	EXPORTS	933	251	144
667 PEARLS, PRECIOUS STONES	*	*	*				
671 PIG IRON, SPIEGELEISN, ETC	4 782	905	515	335 RESIDUAL PETROL. PRODUCTS	926	182	101
673 FLAT-ROLLED IRON ETC.	348 289	22 238	12 944				
674 FLAT-ROLLED PLATED IRON	102 092	12 905	7 221	CYPRUS			
675 FLAT-ROLLED, ALLOY STEEL	21 225	7 808	4 435	IMPORTS	698 746	73 619	42 158
676 IRON, STL. BAR, SHAPES ETC.	17 180	3 632	2 005				
678 WIRE OF IRON OR STEEL	681	1 130	634	012 OTHER MEAT, MEAT OFFAL	205	127	73
679 TUBES, PIPES, ETC. IRON, STL	12 573	3 903	2 236	054 VEGETABLES	303 985	19 421	11 314
681 SILVER, PLATINUM, ETC.	2	110	63	057 FRUIT, NUTS EXCL. OIL NUTS	171 547	14 508	8 489
682 COPPER	1 487	1 931	1 110	058 FRUIT, PRESERVED, PREPARED	751	114	63
683 NICKEL	433	1 585	890	059 FRUIT, VEGETABLE JUICES	8 008	2 764	1 567
684 ALUMINIUM	317	465	266	112 ALCOHOLIC BEVERAGES	3 941	959	534
689 MISC. NON-FERR. BASE METAL	12	223	124	268 WOL, OTHER ANIMAL HAIR	63	136	78
692 CONTAINERS, STORAGE, TRNSP	435	1 028	597	274 SULPHUR, UNRSTD. IRON PYRS	39 695	387	209
693 WIRE PRODUCTS EXCL. ELECT	486	550	311	278 OTHER CRUDE MINERALS	2 213	195	113
694 NAILS, SCREWS, NUTS, ETC.	215	475	260	283 COPPER DRES. CONCENTRATES	5 400	494	271
695 TOOLS	748	3 847	2 171	288 NON-FERROUS WASTE, SCRAP	4 320	1 258	707
696 CUTLERY	50	406	232	291 CRUDE ANIMAL MATERLS, NES	5	62	37
699 MANUFACTS. BASE METAL, NES	1 768	3 776	2 152	551 ESSNTL. OIL, PERFUME, FLAVR	210	150	82
700 CPL IND PLANT (84/85/87)	14 111	107 041	61 506	562 FERTILIZER, EXCEPT GRP272	72 014	2 670	1 414
711 STEAM GENER. BOILERS, ETC.	154	448	245	611 LEATHER	277	511	303
712 STEAM TURBINES	100	2 872	1 649	651 TEXTILE YARN	610	503	277
713 INTRNL COMBUS PSTN ENGIN	1 559	9 062	5 059				
714 ENGINES, MOTORS NON-ELECT	1	568	314				



## 7 IMPORTS AND EXPORTS (SPECIAL TRADE) BY COUNTRIES OF PRODUCTION AND CONSUMPTION AND BY GROUPS OF THE SITC-REV. III 1988

GROUP DESCRIPTION	DT = 100 KG	1 000 DM	1 000 \$	GROUP DESCRIPTION	DT = 100 KG	1 000 DM	1 000 \$
652 COTTON FABRICS, WOVEN	29	62	36	662 CLAY, REFRCT. CONSTR. MATRL	17 704	2 403	1 360
655 KNIT. CROCHET. FABRIC NES	65	55	34	663 MINERAL MANUFACTURES, NES	3 818	1 018	577
658 TEXTILE ARTICLES NES	2 609	3 519	1 986	664 GLASS	14 264	1 631	939
714 ENGINES, MOTORS NON-ELECT	193	1 988	1 110	665 GLASSWARE	1 606	684	386
723 CIVIL ENGINEERING EQUIPT	200	77	44	666 POTTERY	516	932	524
724 TEXTILE, LEATHER MACHINES	131	90	52	667 PEARLS, PRECIOUS STONES	.	.	.
743 PUMPS NES, CENTRIFUGS ETC	517	435	249	673 FLAT-ROLLED IRON ETC.	6 540	520	302
792 AIRCRAFT, ASSOCTD. EQUIPNT	3	460	248	674 FLAT-ROLLED PLATED IRON	8 690	820	462
793 SHIP, BOAT, FLOAT. STRUCTRS	75 596	2 418	1 332	676 IRON, STL. BAR, SHAPES ETC.	5 590	470	268
831 TRUNK, SUIT-CASES, BAG, ETC	853	705	396	678 WIRE OF IRON DR STEEL	797	109	61
841 MENS, BOYS CLOTHNG, X-KNIT	1 264	5 877	3 377	679 TUBES, PIPES, ETC. IRON, STL	681	254	141
842 WOMEN, GIRL CLOTHNG, X-KNIT	782	7 255	4 110	681 SILVER, PLATINUM, ETC.	51	2 437	1 385
843 MENS, BOYS CLOTHING, KNIT	134	598	344	682 COPPER	718	689	388
844 WOMEN, GIRLS CLOTHING, KNIT	108	626	351	683 NICKEL	31	59	34
845 OTHR. TEXTILE APPAREL, NES	651	2 295	1 301	684 ALUMINIUM	1 072	904	510
851 FOOTWEAR	22	110	65	691 METALLIC STRUCTURES NES	727	531	303
896 WORKS OF ART, AJTIQUE ETC		147	85	692 CONTAINERS, STORAGE, TRNSP	215	271	148
899 MISC MANUFCTRD GOODS NES	1	68	41	693 WIRE PRODUCTS EXCL. ELECT	435	186	106
EXPORTS	1 330 433	326 166	184 100	694 NAILS, SCREWS, NUTS, ETC.	433	302	164
001 LIVE ANIMALS	10	162	90	695 TOOLS	686	1 629	917
022 MILK AND CREAM	817	145	83	696 CUTLERY	708	2 507	1 430
023 BUTTER, OTHER FAT OF MILK	871	228	129	697 HOUSEHOLD EQUIPMENT, NES	1 058	1 420	809
024 CHEESE AND CURD	7 688	3 446	1 915	699 MANUFACTS. BASE METAL, NES	2 458	2 999	1 684
034 FISH, FRESH, CHILLED, FROZN	517	242	133	711 STEAM GENER. BOILERS, ETC.	1 775	1 754	997
036 CRUSTACEANS, MOLLUSCS ETC	108	78	42	712 STEAM TURBINES	3	56	31
041 WHEAT, MESLIN, UNMILLED	105 000	1 595	942	713 INTRNL COMBUS PSTN ENGIN	1 558	2 579	1 464
043 BARLEY, UNMILLED	462 050	3 416	2 050	714 ENGINES, MOTORS NON-ELECT	4	107	60
048 CEREAL PREPARATIONS	3 711	2 420	1 383	716 ROTATING ELECTRIC PLANT	259	564	319
054 VEGETABLES	372	112	68	721 AGRIC. MACHINES, EX. TRACTR	426	451	256
057 FRUIT, NUTS EXCL. DIL NUTS	571	325	190	722 TRACTORS	140	224	126
061 SUGARS, MOLASSES, HONEY	172 590	7 659	4 284	723 CIVIL ENGINEERING EQUIPT	3 430	3 140	1 791
062 SUGAR CONFECTIONERY	520	258	152	724 TEXTILE, LEATHER MACHINES	735	4 779	2 728
071 COFFEE, COFFEE SUBSTITUTE	767	1 145	654	725 PAPER, PULP MILL MACHINES	179	342	192
072 COCOA	209	61	35	726 PRINTNG, BOOKBINDNG MACHS	604	3 597	2 031
073 CHOCOLATE, OTH. COCOA PREP	295	225	128	727 FOOD-PROCESS. MCH. NON DOM	211	740	398
081 ANIMAL FEED STUFF	5 240	1 730	969	728 OTH. MACH, PTS, SPCL INDUST	2 032	4 580	2 564
081 MARGARINE AND SHORTENING	3 026	374	214	733 MACH-TOOLS, METAL-WORKING	55	129	71
098 EDIBLE PROD. PREPRNTS, NES	2 415	2 365	1 348	735 PARTS, NES, FOR MACH-TOOLS	16	160	92
111 NON-ALCOHOL. BEVERAGE, NES	943	84	48	737 METALWORKING MACHNRY NES	40	101	56
112 ALCOHOLIC BEVERAGES	2 096	735	424	741 HEATING, COOLNG EQUIP, PART	.	.	.
122 TOBACCO, MANUFACTURED	2 167	2 468	1 370	742 PUMPS FOR LIQUIDS, PARTS	357	1 219	698
232 SYNTHETIC RUBBER, ETC.	552	140	78	743 PUMPS NES, CENTRIFUGS ETC	1 431	2 809	1 576
278 OTHER CRUDE MINERALS	1 579	78	43	744 MECHANICAL HANDLING EQUIP	4 698	6 421	3 569
288 NON-FERROUS WASTE, SCRAP	25 648	177	745	745 OTH. NONELEC MCH, TOOL, NES	2 418	8 072	4 585
292 CRUDE VEG. MATERIALS, NES	69	149	83	746 BALL DR ROLLER BEARINGS	15	68	39
322 BRIQUETTES, LIGNITE, PEAT	21 998	602	343	747 TAPS, CDECKS, VALVES, ETC.	1 436	3 653	2 058
334 PETROLEUM PRODUCTS	2 457	455	252	748 TRANSMISSIONS SHAFTS ETC	198	532	299
335 RESIDUAL PETROL. PRODUCTS	647	96	52	749 NON-ELECT MACH. PARTS, ETC	149	822	459
421 FIXED VEG. FAT, OILS, SOFT	258	87	50	751 OFFICE MACHINES	220	942	532
431 ANIMAL, VEG. FATS, OILS, NES	2 487	470	267	752 AUTDMATC. DATA PROC. EQUIP	79	1 064	601
511 HYDROCARBONS, NES, DERIVTS	732	155	84	759 PARTS, FOR OFFICE MACHINS	19	661	376
512 ALCOHOL, PHENOL, ETC. DERIV	588	144	81	761 TELEVISION RECEIVERS ETC	1 607	4 307	2 453
513 CARBOXYLIC ACIDS, DERIVTS	1 612	445	248	762 RADIO-BROADCAST RECEIVER	83	344	193
514 NITROGEN-FUNCT. COMPOUNDS	925	501	288	763 SOUND RECORDER, PHONOGRPH	23	235	134
515 ORGANO-INORGANIC COMPNDS	741	473	266	764 TELECOMM. EQUIP. PARTS NES	219	2 402	1 363
516 OTHER ORGANIC CHEMICALS	238	122	68	771 ELECT POWER MACHNY. PARTS	323	939	537
522 INORGANIC CHEM. ELEMENTS	6 420	683	390	772 ELEC. SWITCH, RELAY, CIRCUIT	468	1 517	857
523 METAL, SALTS, INORGAN. ACID	14 907	1 024	576	773 ELECTR. DISTRI. EQPT NES	252	352	201
531 SYNTH. COLOURS, LAKES, ETC.	379	957	548	774 ELECTRO-MEDCL. XRAY EQUIP	43	554	301
533 PIGMENTS, PAINTS, ETC.	2 442	1 767	1 000	775 DOM. ELEC. NON-ELEC. EQUIPT	6 148	8 900	5 046
541 MEDICINES, ETC. EXC. GRP542	248	1 039	583	776 TRANSISTORS, VALVES, ETC.	215	465	265
542 MEDICAMENTS	1 239	4 974	2 830	778 ELECTRIC. MACH. APPART. NES	1 058	2 068	1 158
551 ESSENTL. DIL, PERFUME, FLAVR	290	1 244	708	781 PASS. MOTOR VEHCLS. EX. BUS	21 100	51 102	28 961
553 PERFUMERY, COSMETICS, ETC.	1 001	1 419	801	782 GOODS, SPCL TRANSPRT VEH	4 276	3 438	2 010
554 SOAP, CLEANERS, POLISH, ETC	14 560	3 733	2 111	783 ROAD MOTOR VEHICLES NES	771	76	43
562 FERTILIZER, EXCEPT GRP272	2 266	180	97	784 PARTS, TRACTORS, MOTOR VEH	4 229	9 227	5 247
571 POLYMERS OF ETHYLENE	3 311	984	555	786 TRAILERS, SEMI-TRAILR, ETC	311	224	130
572 POLYMERS OF STYRENE	508	215	122	792 AIRCRAFT, ASSOCTD. EQUIPNT	3	648	363
573 POLYMERS, VINYL CHLORIDE	2 694	595	336	793 SHIP, BOAT, FLOAT. STRUCTRS	215 877	27 508	15 091
574 POLYACETAL, POLYCARBONATE	1 767	684	386	812 PLUMBNG, SANITRY, EQPT. ETC	1 256	914	521
575 OTH. PLASTIC, PRIMARY FORM	3 353	1 787	1 002	813 LIGHTNG FIXTURES ETC. NES	674	1 297	732
579 PLASTIC WASTE, SCRAP ETC	4 000	78	46	821 FURNITURE, CUSHIONS, ETC.	757	887	506
581 PLASTIC TUBE, PIPE, HOSE	581	733	405	831 TRUNK, SUIT-CASES, BAG, ETC	63	165	89
582 PLASTIC PLATE, SHEETS, ETC	6 075	2 911	1 650	841 MENS, BOYS CLOTHNG, X-KNIT	35	293	168
583 MONOFILAMENT OF PLASTICS	61	73	39	842 WOMEN, GIRL CLOTHNG, X-KNIT	69	795	428
591 INSECTICIDES, ETC.	836	1 324	762	845 OTHR. TEXTILE APPAREL, NES	35	442	245
592 STARCHES, INULIN, ETC.	13 859	1 621	910	846 CLOTHING ACCESSRS, FABRIC	86	441	242
593 EXPLOSIVES, PYROTECHNICS	178	273	155	848 CLOTHING, NONTXTL; HEADGEAR	138	510	284
597 PREPRD ADDITIVES, LIQUIDS	841	338	189	851 FOOTWEAR	195	681	379
598 MISC. CHEMICAL PRODTS. NES	5 237	2 568	1 458	871 OPTICAL INSTRUMENTS, NES		103	58
611 LEATHER	83	101	56	872 MEDICAL INSTRUMENTS NES	159	1 213	683
621 MATERIALS OF RUBBER	159	198	108	873 METERS, COUNTERS, NES	18	274	154
625 RUBBER TYRES, TUBES, ETC.	1 277	974	550	874 MEASURE, CONTROL INSTRMNT	203	2 534	1 416
629 ARTICLES OF RUBBER, NES	956	813	456	881 PHOTOGRAPH APPAR. ETC. NES	77	486	273
634 VENEERS, PLYWOOD, ETC.	4 083	1 537	873	882 PHOTO. CINEMATOGRPH. SUPPL	1 435	2 293	1 304
635 WOOD MANUFACTURES, NES	150.	122	67	884 OPTICAL GOODS NES		421	236
641 PAPER AND PAPERBOARD	13 595	3 554	2 001	885 WATCHES AND CLOCKS	22	332	184
642 PAPER, PAPERBOARD, CUT ETC	18 154	5 843	3 297	891 ARMS AND AMMUNITION	86	214	117
651 TEXTILE YARN	1 012	2 257	1 274	892 PRINTED MATTER	768	1 159	649
652 COTTON FABRICS, WOVEN	3 699	7 868	4 474	893 ARTICLES, NES, OF PLASTICS	2 357	2 711	1 537
653 FABRICS, MAN-MADE FIBRES	2 208	6 575	3 748	894 BABY CARRIAGE, TOYS, GAMES	711	1 018	571
654 OTH. TEXTILE FABRIC, WOVEN	103	380	207	895 OFFICE, STATIONERY SUPPLS	496	1 168	647
655 KNIT. CROCHET. FABRIC NES	441	1 088	629	896 WORKS OF ART, ANTIQUE ETC		61	36
656 TULLE, LACE, EMBROIDRY. ETC	33	228	131	897 GOLD, SILVERWARE, JEWEL NES	4	344	192
657 SPECIAL YARN, TXTL. FABRIC	1 976	1 763	978	898 MUSICAL INSTRUMENTS, ETC.	96	585	320
658 TEXTILE ARTICLES NES	181	606	340	899 MISC MANUFCTRD GOODS NES	401	910	511
659 FLOOR COVERINGS, ETC.	201	264	150	971 GOLD, NONMONTRY EXCL ORES	5	13 363	7 539

7 IMPORTS AND EXPORTS (SPECIAL TRADE) BY COUNTRIES OF PRODUCTION AND CONSUMPTION AND BY GROUPS OF THE SITC-REV. III 1988

GROUP DESCRIPTION	DT = 100 KG	1 000 DM	1 000 \$	GROUP DESCRIPTION	DT = 100 KG	1 000 DM	1 000 \$
LEBANON				597 PREPRD ADDITIVES, LIQUIDS	1 609	592	339
IMPORTS	26 500	21 205	11 971	598 MISC. CHEMICAL PRODS. NES	4 490	2 088	1 193
056 VEGETABLES, PRPD, PRSVD, NES	1 514	231	125	613 FURSKINS, TANNED, DRESSED		70	42
057 FRUIT, NUTS EXCL. OIL NUTS	1 188	322	188	621 MATERIALS OF RUBBER	199	121	64
062 SUGAR CONFECTIONERY	282	61	34	625 RUBBER TYRES, TUBES, ETC.	10 495	1 428	803
075 SPICES	260	87	46	629 ARTICLES OF RUBBER, NES	473	635	365
098 EDIBLE PROD. PREPRTNS, NES	700	122	65	634 VENEERS, PLYWOOD, ETC.	620	295	164
211 HIDES, SKINS (EX. FURS), RAW	709	710	411	635 WOOD MANUFACTURES, NES	718	285	164
282 FERROUS WASTE AND SCRAP	580	107	61	641 PAPER AND PAPERBOARD	18 354	2 505	1 417
288 NON-FERROUS WASTE, SCRAP	12 876	4 350	2 422	642 PAPER, PAPERBOARD, CUT ETC	888	427	239
291 CRUDE ANIMAL MATERLS. NES	807	4 478	2 545	651 TEXTILE YARN	3 011	2 490	1 428
611 LEATHER	20	107	60	652 COTTON FABRICS, WOVEN	1 210	2 427	1 368
655 KNIT. CROCHET. FABRIC NES	47	93	53	653 FABRICS, MAN-MADE FBRES	1 371	3 455	1 953
684 ALUMINIUM	1 624	681	387	654 OTH. TEXTILE FABRIC, WOVEN	32	188	105
691 METALLIC STRUCTURES NES	176	68	41	655 KNIT. CROCHET. FABRIC NES	381	521	292
696 CUTLERY	89	439	248	656 TULLE, LACE, EMBROIDRY. ETC	101	190	101
716 ROTATING ELECTRIC PLANT	105	258	137	657 SPECIAL YARN, TXTL. FABRIC	2 120	1 476	823
723 CIVIL ENGINEERING EQUIPT	590	325	195	658 TEXTILE ARTICLES NES	155	345	195
745 OTH. NONELEC MCH. TOOL, NES	34	72	41	659 FLOOR COVERINGS, ETC.	623	1 053	607
747 TAPS, COCKS, VALVES, ETC.	4	56	32	662 CLAY, REFRCT. CONSTR. MATRL	9 351	1 357	782
752 AUTOMATC. DATA PROC. EQUIP	3	164	93	663 MINERAL MANUFACTURES, NES	1 590	1 052	590
759 PARTS, FOR OFFICE MACHINS		97	55	664 GLASS	282	169	99
781 PASS. MOTOR VEHCLS. EX. BUS	74	189	104	665 GLASSWARE	652	652	372
784 PARTS, TRACTORS, MOTOR VEH	72	237	128	666 POTTERY	212	329	183
792 AIRCRAFT, ASSOCTD. EQUIPNT	3	94	53	667 PEARLS, PRECIOUS STONES			
821 FURNITURE, CUSHIONS, ETC.	57	62	35	674 FLAT-ROLLED PLATED IRON	22 192	2 832	1 607
831 TRUNK, SUIT-CASES, BAG, ETC	38	341	191	675 FLAT-ROLLED, ALLOY STEEL	1 304	536	307
841 MENS. BOYS CLOTHING, X-KNIT	30	312	174	676 IRON, STL. BAR, SHAPES ETC.	721	87	51
842 WOMEN, GIRL CLOTHING, XKNIT	75	374	214	678 WIRE OF IRON OR STEEL	1 594	221	130
843 MENS, BOYS CLOTHING, KNIT	152	414	240	679 TUBES, PIPES, ETC. IRON, STL	33 195	4 706	2 594
844 WOMEN, GIRLS CLOTHING. KNIT	113	360	207	681 SILVER, PLATINUM, ETC.	1	73	40
845 OTH. TEXTILE APPAREL, NES	678	1 907	1 106	682 COPPER	210	200	117
851 FOOTWEAR	27	212	119	684 ALUMINIUM	881	555	317
882 PHOTO. CINEMATOGRPH. SUPPL	264	1 241	702	685 LEAD	535	100	56
892 PRINTED MATTER	340	459	263	691 METALLIC STRUCTURES NES	96	102	55
893 ARTICLES, NES, OF PLASTICS	31	77	45	692 CONTAINERS, STORAGE, TRNSP	244	136	74
896 WORKS OF ART, ANTIQUE ETC	11	62	36	694 NAILS, SCREWS, NUTS, ETC.	634	457	260
EXPORTS	879 851	288 650	162 387	695 TOOLS	354	850	474
001 LIVE ANIMALS	1 359	433	250	696 CUTLERY	313	1 299	717
011 BOVINE MEAT	12 333	2 040	1 179	697 HOUSEHOLD EQUIPMENT, NES	386	590	323
012 OTHER MEAT, MEAT OFFAL	2 716	232	135	699 MANUFACTS. BASE METAL, NES	1 275	1 144	638
017 MEAT, OFFL. PRPD, PRSVD, NES	359	213	119	711 STEAM GENER. BOILERS, ETC.	25	155	91
022 MILK AND CREAM	10 276	2 927	1 668	712 STEAM TURBINES	24	73	42
023 BUTTER, OTHER FAT OF MILK	494	74	43	713 INTRNL COMBUS PSTN ENGIN	2 163	7 549	4 281
024 CHEESE AND CURD	8 786	3 119	1 776	714 ENGINES, MOTORS NON-ELECT	1	225	128
037 FISH ETC. PREPD, PRSVD, NES	3 257	1 637	910	716 ROTATING ELECTRIC PLANT	1 112	1 833	1 050
046 MEAL, FLOUR OF WHEAT, MSLN	5 781	322	188	722 TRACTORS	1 531	355	199
048 CEREAL PREPARATIONS	580	319	178	723 CIVIL ENGINEERING EQUIPT	437	165	92
058 FRUIT, PRESERVED, PREPARED	516	117	66	724 TEXTILE, LEATHER MACHINES	461	2 188	1 216
061 SUGARS, MOLASSES, HONEY	327 623	14 118	7 661	725 PAPER, PULP MILL MACHINES	122	144	78
062 SUGAR CONFECTIONERY	617	224	126	726 PRINTNG, BOOKBINDNG MACHS	291	461	261
071 COFFEE, COFFEE SUBSTITUTE	66	147	84	727 FOOD-PROCESS. MCH. NON DOM	78	158	86
072 COCOA	445	124	70	728 OTH. MACH. PTS, SPL INDUST	281	1 150	631
073 CHOCOLATE, OTH. COCOA PREP	167	114	65	731 METAL REMOVAL WORK TOOLS	112	214	123
081 ANIMAL FEED STUFF	1 841	158	91	735 PARTS, NES, FOR MACH-TOOLS	16	115	63
098 EDIBLE PROD. PREPRTNS, NES	771	609	343	737 METALWORKING MACHNRY NES	19	115	66
112 ALCOHOLIC BEVERAGES	697	145	85	741 HEATING, COOLNG EQUIP, PART			
122 TOBACCO, MANUFACTURED	166	91	54	742 PUMPS FOR LIQUIDS, PARTS	850	2 263	1 280
232 SYNTHETIC RUBBER, ETC.	339	110	65	743 PUMPS NES, CENTRIFUGS ETC	703	1 950	1 120
266 SYNTHETIC FBRES	2 042	437	249	744 MECHANICAL HANDLING EQUIP	702	476	273
268 WOOL, OTHER ANIMAL HAIR	31	54	32	745 OTH. NONELEC MCH. TOOL, NES	123	636	358
269 WORN CLOTHING, TEXTL. ARTL	12 755	2 396	1 318	746 BALL OR ROLLER BEARINGS	205	487	275
278 OTHER CRUDE MINERALS	2 951	331	188	747 TAPS, COCKS, VALVES, ETC.	1 000	3 058	1 754
291 CRUDE ANIMAL MATERLS. NES	100	61	34	748 TRANSMISSIONS SHAFTS ETC	567	1 527	863
292 CRUDE VEG. MATERIALS, NES	47	100	56	749 NON-ELECT MACH. PARTS, ETC	85	522	294
322 BRIQUETTES, LIGNITE, PEAT	3 851	83	46	751 OFFICE MACHINES	224	1 646	937
334 PETROLEUM PRODUCTS	6 095	782	438	752 AUTOMATC. DATA PROC. EQUIP	34	474	259
335 RESIDUAL PETROL. PRODUCTS	1 626	154	89	759 PARTS, FOR OFFICE MACHINS	15	508	289
421 FIXED VEG. FAT, OILS, SOFT	7 175	834	462	761 TELEVISION RECEIVERS ETC	235	614	342
491 ANIMAL, VEG. FATS, OILS, NES	1 960	316	177	763 SOUND RECORDER, PHONOGRPH	31	91	51
511 HYDROCARBONS, NES, DERIVTS	245	96	54	764 TELECOMM. EQUIP. PARTS NES	516	679	389
512 ALCOHOL, PHENOL, ETC. DERIV	351	141	79	771 ELECT POWER MACHNY. PARTS	259	272	154
513 CARBOXYLIC ACIDS, DERIVTS	6 707	1 222	692	772 ELEC. SWITCH, RELAY, CIRCUIT	444	2 145	1 207
514 NITROGEN-FUNCT. COMPOUNDS	752	278	152	773 ELECTR DISTRIBT. EQPT NES	61	128	72
515 ORGANO-INORGANIC COMPNDS	390	330	188	774 ELECTRO-MEDCL, XRAY EQUIP	113	4 104	2 247
516 OTHER ORGANIC CHEMICALS	2 977	711	397	775 DDM. ELEC. NON-ELEC. EQUIPT	1 968	2 953	1 669
522 INORGANIC CHEM. ELEMENTS	4 371	647	358	776 TRANSISTORS, VALVES, ETC.	9	135	74
523 METAL. SALTS, INORGAN. ACID	4 110	467	260	778 ELECTRIC. MACH. APPART. NES	5 015	4 015	2 245
531 SYNTH. COLOURS, LAKES, ETC.	379	1 030	587	781 PASS. MOTOR VEHCLS. EX. BUS	184 527	69 812	39 502
532 DYEING, TANNING MATERIALS	2 252	494	280	782 GOODS, SPLCL TRANSPORT VEH	3 226	355	206
533 PIGMENTS, PAINTS, ETC.	9 093	3 407	1 930	783 ROAD MOTOR VEHICLES NES	677	84	48
541 MEDICINES, ETC. EXC. GRP542	337	1 270	728	784 PARTS, TRACTORS, MOTOR VEH	39 344	17 613	10 040
542 MEDICAMENTS	668	4 483	2 544	786 TRAILERS, SEMI-TRAILR, ETC	1 339	575	321
551 ESSNTL. DIL., PERFUME, FLAVR	404	1 172	668	791 RAILWAY VEHICLES. EQUIPNT	432	1 975	1 196
553 PERFUMERY, COSMETICS, ETC.	2 324	2 693	1 518	812 PLUMBNG, SANITRY, EQPT. ETC	380	297	168
554 SDAP, CLEANERS, POLISH, ETC	10 310	2 606	1 481	813 LIGHTING FIXTURES ETC. NES	66	336	187
562 FERTILIZER, EXCEPT GRP272	4 006	148	84	821 FURNITURE, CUSHIONS, ETC.	1 661	2 185	1 232
571 POLYMERS OF ETHYLENE	3 663	782	443	831 TRUNK, SUIT-CASES, BAG, ETC	23	105	58
573 POLYMERS, VINYL CHLORIDE	2 555	498	291	841 MENS, BOYS CLOTHING, X-KNIT	99	1 622	907
574 POLYACETAL, POLYCARBONATE	1 573	628	353	842 WOMEN, GIRL CLOTHING, XKNIT	111	2 560	1 433
575 OTH. PLASTIC, PRIMARY FORM	6 353	1 890	1 063	843 MENS, BOYS CLOTHING, KNIT	13	138	79
581 PLASTIC TUBE, PIPE, HOSE	697	236	130	844 WOMEN, GIRLS CLOTHING. KNIT	23	475	261
582 PLASTIC PLATE, SHEETS, ETC	2 985	1 573	891	845 OTH. TEXTILE APPAREL, NES	131	1 455	815
591 INSECTICIDES, ETC.	807	666	384	846 CLOTHING ACCESSRS, FABRIC	33	215	118
592 STARCHES, INULIN, ETC.	1 723	757	434	848 CLOTHING, NONTXTL.; HEADGEAR	115	361	200
				851 FOOTWEAR	75	214	116
				872 MEDICAL INSTRUMENTS NES	564	4 008	2 178
				874 MEASURE, CONTROL INSTRMNT	1 262	24 961	13 727
				881 PHOTOGRAPH APPAR. ETC. NES	19	184	105



7 IMPORTS AND EXPORTS (SPECIAL TRADE) BY COUNTRIES OF PRODUCTION AND CONSUMPTION AND BY GROUPS OF THE SITC-REV. III 1988

GROUP DESCRIPTION	DT = 100 KG	1 000 DM	1 000 \$	GROUP DESCRIPTION	DT = 100 KG	1 000 DM	1 000 \$
882 PHOTO.CINEMATOGRPH.SUPPL	2 059	3 032	1 717	641 PAPER AND PAPERBOARD	9 184	1 339	772
884 OPTICAL GOODS NES	20	539	296	642 PAPER,PAPERBOARD,CUT ETC	710	257	144
885 WATCHES AND CLOCKS	5	128	69	651 TEXTILE YARN	15 719	6 089	3 488
892 PRINTED MATTER	350	1 269	731	652 COTTON FABRICS, WOVEN	562	683	390
893 ARTICLES,NES,OF PLASTICS	702	986	554	653 FABRICS,MAN-MADE FIBRES	221	683	384
894 BABY CARRIAGE, TOYS,GAMES	385	539	296	655 KNIT,CROCHET.FABRIC NES	164	82	48
895 OFFICE, STATIONERY SUPPLS	358	599	326	656 TULLE,LACE,EMBROIDRY.ETC	83	97	56
897 GOLD,SILVERWARE, JEWEL NES		135	75	657 SPECIAL YARN,TXTL.FABRIC	2 768	1 504	852
898 MUSICAL INSTRUMENTS,ETC.	128	340	187	662 CLAY,REFRCT.CONSTR.MATRL	17 218	2 698	1 503
899 MISC MANUFCTRD GOODS NES	256	573	320	663 MINERAL MANUFACTURES,NES	2 451	1 483	835
971 GOLD,NONMONTRY EXCL DRES		3 547	1 970	664 GLASS	631	145	84
				665 GLASSWARE	627	555	311
SYRIA				666 POTTERY	120	189	113
IMPORTS	11 594 881	211 276	117 945	673 FLAT-ROLLED IRON ETC.	144 117	10 902	6 218
054 VEGETABLES	2 964	172	98	674 FLAT-ROLLED PLATED IRON	12 653	1 411	799
056 VEGETABLES,PRPD,PRSD,NES	844	256	147	676 IRON,STL.BAR,SHAPES ETC.	2 731	245	131
058 FRUIT,PRESERVED,PREPARED	1 818	202	120	677 RAILWAY TRACK IRON,STEEL	428	77	44
121 TOBACCO, UNMANUFACTURED	73	59	32	678 WIRE OF IRON OR STEEL	3 359	422	236
211 HIDES,SKINS(EX.FURS),RAW	208	198	109	679 TUBES,PIPES,ETC. IRON,STL	95 909	13 078	7 652
212 FURSKINS, RAW	33	162	95	682 COPPER	250	145	83
263 COTTON	61 545	6 477	3 557	683 NICKEL	11	64	38
272 FERTILIZERS, CRUDE	27 560	244	132	684 ALUMINIUM	2 783	2 401	1 370
291 CRUDE ANIMAL MATERLS.NES	2 648	16 749	9 538	691 METALLIC STRUCTURES NES	4 790	1 529	873
333 PETROLEUM OILS, CRUDE	11 491 810	179 570	100 006	692 CONTAINERS, STORAGE,TRNSP	1 898	2 534	1 461
651 TEXTILE YARN	2 557	1 438	840	693 WIRE PRODUCTS EXCL.ELECT	39	133	74
658 TEXTILE ARTICLES NES	572	667	378	694 NAILS, SCREWS,NUTS,ETC.	1 454	814	463
659 FLOOR COVERINGS, ETC.	108	57	30	695 TOOLS	1 236	2 749	1 548
687 TIN	101	128	73	696 CUTLERY	378	474	280
763 SOUND RECORDER,PHONOGRPH		91	55	697 HOUSEHOLD EQUIPMENT,NES	180	291	174
764 TELECOMM.EQUIP.PARTS NES		58	33	699 MANUFACT. BASE METAL,NES	1 295	728	406
774 ELECTRO-MEDCL,XRAY EQUIP	10	140	76	711 STEAM GENER. BOILERS,ETC.	642	1 960	1 157
776 TRANSISTORS, VALVES,ETC.		155	85	712 STEAM TURBINES	6	91	53
781 PASS.MOTOR VEHCLS.EX.BUS	66	220	127	713 INTRNL COMBUS PSTN ENGIN	4 124	3 300	1 897
841 MENS,BOYS CLOTHNG,X-KNIT	42	65	35	714 ENGINES,MOTORS NON-ELECT	66	806	463
845 OTHR.TEXTILE APPAREL,NES	148	321	185	716 ROTATING ELECTRIC PLANT	1 521	3 349	1 839
846 CLOTHING ACCESSRS,FABRIC	54	113	718	718 OTH.POWR.GENRTNG.MACHNRY	68	404	240
896 WORKS OF ART,ANTIQU ETC	81	113	64	721 AGRIC.MACHINES,EX.TRACTR	2 017	1 591	929
EXPORTS	2 670 083	306 356	175 072	722 TRACTORS	1 250	472	265
001 LIVE ANIMALS	376	966	544	723 CIVIL ENGINEERING EQUIPT	1 743	2 499	1 459
041 WHEAT, MESLIN, UNMILLED	1 514 092	22 741	13 523	724 TEXTILE,LEATHER MACHINES	2 943	10 139	5 802
061 SUGARS,MOLASSES,HONEY	462 240	16 207	9 316	725 PAPER,PULP MILL MACHINES	38	180	100
081 ANIMAL FEED STUFF	42 329	3 042	1 738	726 PRINTNG,BOOKBINDNG MACHS	277	572	313
098 EDIBLE PROD.PREPRTRS,NES	1 084	743	409	727 FOOD-PROCESS.MCH.NON DOM	54	280	160
112 ALCOHOLIC BEVERAGES	458	199	109	728 OTH.MACH,PTS,SPCL INDUST	2 461	5 071	2 967
232 SYNTHETIC RUBBER, ETC.	622	229	127	731 METAL REMOVAL WORK TOOLS	9	51	30
248 WOOD, SIMPLY WORKED	1 850	78	43	733 MACH-TOOLS,METAL-WORKING	637	836	466
251 PULP AND WASTE PAPER	5 658	310	181	735 PARTS,NES,FOR MACH-TOOLS	12	266	154
266 SYNTHETIC FIBRES	4 194	928	499	737 METALWORKING MACHNRY NES	31	271	148
267 OTHER MAN-MADE FIBRES	7 056	4 982	2 872	741 HEATING,COOLNG EQUIP,PART			
269 WORN CLOTHING,TEXTL.ARTL	311	61	35	742 PUMPS FOR LIQUIDS,PARTS	2 886	7 745	4 270
277 NATURAL ABRASIVES, NES	612	79	43	743 PUMPS,NES,CENTRIFUGS ETC	5 040	10 918	5 905
278 OTHER CRUDE MINERALS	1 610	58	35	744 MECHANICAL HANDLING EQUIP	952	1 414	797
291 CRUDE ANIMAL MATERLS.NES	505	559	313	745 OTH.NONELEC MCH,TOOL,NES	531	2 787	1 646
292 CRUDE VEG.MATERIALS, NES	1 366	2 164	1 236	746 BALL OR ROLLER BEARINGS	178	512	300
322 BRIQUETTES,LIGNITE,PEAT	2 563	83	45	747 TAPS,COCKS,VALVES,ETC.	1 701	4 794	2 755
334 PETROLEUM PRODUCTS	851	140	78	748 TRANSMISSIONS SHAFTS ETC	564	1 512	864
335 RESIDUAL PETROL PRODUCTS	821	111	61	749 NON-ELECT MACH,PARTS,ETC	416	1 582	910
421 FIXED VEG.FAT,OILS, SOFT	24 590	2 626	1 496	752 AUTOMATC.DATA PROC.EQUIP	16	196	111
431 ANIMAL,VEG.FATS,OILS,NES	4 211	752	423	759 PARTS,FOR OFFICE MACHINS	1	203	110
511 HYDROCARBONS,NES,DERIVTS	886	196	110	763 SOUND RECORDER,PHONOGRPH	2	324	180
512 ALCOHOL,PHENOL,ETC.DERIV	1 205	415	236	764 TELECOMM.EQUIP.PARTS NES	91	997	573
513 CARBOXYLIC ACIDS,DERIVTS	2 188	730	412	771 ELECT POWER MACHNY.PARTS	126	226	124
514 NITROGEN-FUNCT.COMPOUNDS	3 282	898	507	772 ELEC SWITCH.RELAY,CIRCUIT	1 239	2 600	1 453
515 ORGANO-INORGANIC COMPOUNDS	315	486	268	773 ELECTR.DISTRIBT.EQPT NES	1 428	836	475
516 OTHER ORGANIC CHEMICALS	1 696	365	206	774 ELECTRO-MEDCL,XRAY EQUIP	45	1 171	638
522 INORGANIC CHEM.ELEMENTS	24 595	1 886	1 052	775 DOM.ELEC, NON-ELEC. EQUIPT	268	668	381
523 METAL,SALTS,INORGAN.ACID	20 939	1 142	639	776 TRANSISTORS, VALVES,ETC.	5	952	541
524 OTHER CHEMICAL COMPOUNDS	3 766	471	278	778 ELECTRIC.MACH. APPART.NES	408	1 373	771
531 SYNTH.COLOURS,LAKES,ETC.	1 241	2 287	1 297	781 PASS.MOTOR VEHCLS.EX.BUS	6 108	28 764	16 529
532 DYEING,TANNING MATERIALS	1 264	199	115	782 GOODS,SPCL TRANSPORT VEH	5 127	6 413	3 658
533 PIGMENTS, PAINTS, ETC.	4 118	1 559	887	784 PARTS,TRACTORS,MOTOR VEH	15 911	6 736	3 841
541 MEDICINES,ETC.EXC.GRP542	309	2 750	1 589	786 TRAILERS,SEMI-TRAILR,ETC	307	192	110
542 MEDICAMENTS	355	834	474	793 SHIP,BOAT,FLOAT.STRUCTRS	100	257	146
551 ESSENTL.OIL,PERFUME,FLAVR	558	1 314	755	812 PLUMBNG,SANITRY,EQPT.ETC	809	183	103
553 PERFUMERY,COSMETICS,ETC.	102	77	42	813 LIGHTNG FIXTURES ETC.NES	63	186	101
554 SOAP,CLEANERS,POLISH,ETC	14 500	3 589	2 017	848 CLOTHNG,NDNTXTL;HEADGEAR	16	113	63
562 FERTILIZER,EXCEPT GRP272	158	80	45	871 OPTICAL INSTRUMENTS,NES		222	125
571 POLYMERS OF ETHYLENE	4 733	905	514	872 MEDICAL INSTRUMENTS NES	265	2 201	1 267
572 POLYMERS OF STYRENE	790	283	164	873 METERS,COUNTERS,NES	5	105	61
573 POLYMERS,VINYL CHLORIDE	17 309	4 068	2 304	874 MEASURE,CONTROL INSTRMNT	162	3 299	1 838
574 POLYACETAL,POLYCARBONATE	2 243	616	345	881 PHOTOGRAPH APPAR.ETC.NES	17	394	228
575 OTH.PLASTIC,PRIMARY FRDM	9 331	2 360	1 358	882 PHOTO.CINEMATOGRPH.SUPPL	502	537	305
579 PLASTIC WASTE, SCRAP ETC	1 897	92	54	884 OPTICAL GOODS NES		249	135
582 PLASTIC PLATE,SHEETS,ETC	5 131	1 303	740	885 WATCHES AND CLOCKS	4	61	35
591 INSECTICIDES, ETC.	2 126	3 785	2 226	892 PRINTED MATTER	1 749	928	525
592 STARCHES,INULIN,ETC.	572	301	171	893 ARTICLES,NES,OF PLASTICS	495	891	503
593 EXPLOSIVES,PYROTECHNICS	221	338	193	894 BABY CARRIAGE, TOYS,GAMES	20	60	36
597 PREPRD ADDITIVES,LIQUIDS	2 288	2 995	1 676	895 OFFICE, STATIONERY SUPPLS	254	389	218
598 MISC.CHEMICAL PRDCTS,NES	8 666	3 531	2 006	898 MUSICAL INSTRUMENTS,ETC.	104	251	138
611 LEATHER	670	123	71	899 MISC MANUFCTRD GOODS NES	452	696	395
621 MATERIALS OF RUBBER	1 059	372	207	IRAQ			
625 RUBBER TYRES,TUBES,ETC.	99	83	46	IMPORTS	16 281 703	369 352	211 032
629 ARTICLES OF RUBBER, NES	1 542	2 023	1 181	057 FRUIT,NUTS EXCL.OIL NUTS	5 849	2 209	1 228
634 VENEERS, PLYWOOD, ETC.	1 395	514	302	211 HIDES,SKINS(EX.FURS),RAW	418	334	199
635 WOOD MANUFACTURES, NES	2 426	1 243	726	282 FERROUS WASTE AND SCRAP	801	96	55
				288 NON-FERROUS WASTE,SCRAP	3 946	720	392

7 IMPORTS AND EXPORTS (SPECIAL TRADE) BY COUNTRIES OF PRODUCTION AND CONSUMPTION AND BY GROUPS OF THE SITC-REV. III 1988

GROUP DESCRIPTION	DT = 100 KG	1 000 DM	1 000 \$	GROUP DESCRIPTION	DT = 100 KG	1 000 DM	1 000 \$
333 PETROLEUM OILS, CRUDE	14 184 250	276 549	157 696	662 CLAY, REFRCT. CONSTR. MATRL	100 105	14 822	8 410
334 PETROLEUM PRODUCTS	2 001 519	50 624	29 162	663 MINERAL MANUFACTURES, NES	7 327	9 314	5 338
335 RESIDUAL PETROL. PRODUCTS	8 507	1 008	577	664 GLASS	2 814	1 323	742
562 FERTILIZER, EXCEPT GRP272	51 788	1 346	765	665 GLASSWARE	630	2 886	1 594
659 FLOOR COVERINGS, ETC.	61	202	118	666 POTTERY	44	276	149
682 COPPER	5 000	1 889	1 122	671 PIG IRON, SPIEGELEISN, ETC	9 720	1 741	1 012
695 TOOLS	3	255	154	672 INGOTS ETC. IRON OR STEEL	125 756	7 501	4 245
714 ENGINES, MOTORS NON-ELECT	312	3 500	1 984	673 FLAT-ROLLED IRON ETC.	642 285	54 750	30 645
716 ROTATING ELECTRIC PLANT	1 851	2 854	1 628	674 FLAT-ROLLED PLATED IRON	52 635	16 040	9 065
718 OTH. POWR. GENRTNG. MACHNRY	1	841	496	675 FLAT-ROLLED, ALLOY STEEL	307 736	40 842	22 927
723 CIVIL ENGINEERING EQUIPT	723	561	317	676 IRON, STL. BAR, SHAPES ETC.	169 080	37 857	21 046
725 PAPER, PULP MILL MACHINES	20	100	54	677 RAILWAY TRACK IRON, STEEL	207	125	68
728 OTH. MACH. PTS, SPLCL INDUST	52	99	54	678 WIRE OF IRON OR STEEL	8 261	1 979	1 109
741 HEATNG, COOLNG EQUIP, PART	4	65	39	679 TUBES, PIPES, ETC. IRON, STL	168 334	42 355	23 759
742 PUMPS FOR LIQUIDS, PARTS	2	147	85	681 SILVER, PLATINUM, ETC.	2	186	100
744 MECHANICAL HANDLNG EQUIP	658	213	117	682 COPPER	42 161	20 267	11 558
747 TAPS, COCKS, VALVES, ETC.	28	51	30	683 NICKEL	836	3 206	1 842
764 TELECOMM. EQUIP. PARTS NES	1	269	154	684 ALUMINIUM	43 187	28 141	16 021
776 TRANSISTORS, VALVES, ETC.	1	51	30	685 LEAD	68 248	12 515	7 087
778 ELECTRIC. MACH. APPART. NES	1	101	61	687 TIN	41	65	37
792 AIRCRAFT, ASSOCTD. EQUIPNT	32	7 286	4 121	689 MISC. NON-FERR. BASE METAL	166	497	272
874 MEASURE, CONTROL INSTRMNT	21	227	131	691 METALLIC STRUCTURES NES	104 216	25 662	14 541
				692 CONTAINERS, STORAGE, TRNSP	1 950	4 000	2 228
EXPORTS	2 847 129	1 560 529	883 742	693 WIRE PRODUCTS EXCL. ELECT	2 906	1 266	715
001 LIVE ANIMALS	141	74	43	694 NAILS, SCREWS, NUTS, ETC.	4 227	6 018	3 372
011 BOVINE MEAT	12 585	4 292	2 421	695 TOOLS	3 585	67 014	37 893
012 OTHER MEAT, MEAT OFFAL	103	54	32	696 CUTLERY	8	53	31
022 MILK AND CREAM	60 100	24 113	13 536	697 HOUSEHOLD EQUIPMENT, NES	92	386	231
024 CHEESE AND CURD	160	146	77	699 MANUFACTS. BASE METAL, NES	158 167	103 773	58 995
025 EGGS, BIRDS, YOLKS, ALBUMIN	346	401	219	700 CPL IND PLANT (84/85/87)	9 872	41 770	23 737
054 VEGETABLES	92	78	47	711 STEAM GENER. BOILERS, ETC.	947	1 596	881
057 FRUIT, NUTS EXCL. OIL NUTS	28	76	44	712 STEAM TURBINES	26	946	538
058 FRUIT, PRESERVED, PREPARED	530	141	77	713 INTRNL COMBUS PSTN ENGIN	4 533	22 308	12 631
061 SUGARS, MOLASSES, HONEY	96 706	3 503	1 996	714 ENGINES, MOTORS NON-ELECT	132	24 159	13 840
072 COCOA	300	80	44	716 ROTATING ELECTRIC PLANT	2 222	8 118	4 587
098 EDIBLE PROD. PREPRTNS, NES	29 308	14 186	8 024	718 OTH. POWR. GENRTNG. MACHNRY	649	2 252	1 278
111 NON-ALCOHOL. BEVERAGE, NES	5 415	98	54	721 AGR. MACHINES, EX. TRACTR	45 577	47 791	27 714
112 ALCOHOLIC BEVERAGES	1 944	253	145	723 CIVIL ENGINEERING EQUIPT	4 880	12 011	6 765
122 TOBACCO, MANUFACTURED	4 143	2 879	1 708	724 TEXTILE, LEATHER MACHINES	920	6 650	3 770
232 SYNTHETIC RUBBER, ETC.	845	272	157	725 PAPER, PULP MILL MACHINES	30	652	365
248 WOOD, SIMPLY WORKED	801	172	95	726 PRINTNG, BOOKBINDNG MACHS	148	1 668	933
266 SYNTHETIC FIBRES	1 941	661	376	727 FOOD-PROCESS. MCH. NON DOM	965	4 181	2 380
272 FERTILIZERS, CRUDE	1 720	110	63	728 OTH. MACH. PTS, SPLCL INDUST	8 865	26 064	14 799
273 STONE, SAND AND GRAVEL	391	90	50	731 METAL REMOVAL WORK TOOLS	25 772	104 152	59 372
278 OTHER CRUDE MINERALS	17 156	1 381	785	733 PARTS-TOOLS, METAL-WORKING	19 376	61 596	34 316
292 CRUDE VEG. MATERIALS, NES	433	768	441	735 MACHS, NES, FOR MACH-TOOLS	1 975	37 397	21 166
322 BRIQUETTES, LIGNITE, PEAT	1 092	80	46	737 METALWORKING MACHNRY NES	3 283	16 861	9 675
334 PETROLEUM PRODUCTS	3 758	1 092	623	742 PUMPS FOR LIQUIDS, PARTS	4 420	16 723	9 457
335 RESIDUAL PETROL. PRODUCTS	363	98	55	743 PUMPS NES, CENTRIFUGS ETC	3 850	17 760	10 189
431 ANIMAL, VEG. FATS, OILS, NES	2 952	539	306	744 MECHANICAL HANDLNG EQUIP	7 999	18 086	10 116
511 HYDROCARBONS, NES, DERIVTS	6 791	1 179	671	745 OTH. NONELEC MCH, TOOL, NES	1 407	13 516	7 693
512 ALCOHOL, PHENOL, ETC. DERIV	25 528	3 920	2 256	746 BALL DR ROLLER BEARINGS	241	1 938	1 104
513 CARBOXYLIC ACIDS, DERIVTS	6 410	1 747	964	747 TAPS, COCKS, VALVES, ETC.	5 742	16 495	9 312
514 NITROGEN-FUNCT. COMPOUNDS	10 539	4 669	2 590	748 TRANSMISSIONS SHAFTS ETC	7 141	4 264	2 376
515 ORGANIC-INORGANIC COMPNDS	463	1 260	699	749 NON-ELECT MACH. PARTS, ETC	6 618	8 547	4 957
516 OTHER ORGANIC CHEMICALS	1 354	1 170	660	751 OFFICE MACHINES	48	488	274
522 INORGANIC CHEM. ELEMENTS	25 684	4 429	2 506	752 AUTOMATC. DATA PROC. EQUIP	68	3 863	2 202
523 METAL. SALTS, INDRGAN. ACID	8 873	1 738	993	753 PARTS, FOR OFFICE MACHINS	73	1 333	759
524 OTHER CHEMICAL COMPOUNDS	2 236	868	504	754 TELECOMM. EQUIP. PARTS NES	393	10 435	5 931
525 RADIO-ACTIVE MATERIALS		91	53	755 ELECT POWER MACHNY. PARTS	4 222	7 052	3 926
531 SYNTH. COLOURS, LAKES, ETC.	517	1 768	1 012	756 ELEC. SWITCH, RELAY, CIRCUIT	4 021	31 034	17 760
532 DYEING, TANNING MATERIALS	382	58	33	757 ELECTR DISTRIBT. EQPT NES	19 367	13 809	7 794
533 PIGMENTS, PAINTS, ETC.	16 951	7 627	4 367	758 ELECTRO-MEDCL, XRAY EQUIP	276	5 497	3 117
541 MEDICINES, ETC. EXC. GRP542	538	2 999	1 717	759 DOM. ELEC. NON-ELEC. EQUIPT	152	1 072	611
542 MEDICAMENTS	5 063	10 955	6 228	760 TRANSMISTORS, VALVES, ETC.	32	2 519	1 430
551 ESSNTL. OIL, PERFUME, FLAVR	53	316	175	778 ELECTRIC. MACH. APPART. NES	8 454	15 438	8 903
553 PERFUMERY, COSMETICS, ETC.	1 078	533	290	781 PASS. MOTOR VEHCLS. EX. BUS	3 145	14 548	8 489
554 SOAP, CLEANERS, POLISH, ETC	3 019	1 272	735	782 GOODS, SPLCL TRANSPORT VEH	6 606	9 920	5 600
571 POLYMERS OF ETHYLENE	3 412	1 149	629	783 ROAD MOTOR VEHICLES NES	206	121	66
572 POLYMERS OF STYRENE	10 571	3 535	2 016	784 PARTS, TRACTDRS, MOTOR VEH	12 758	58 886	33 113
573 POLYMERS, VINYL CHLORIDE	7 395	2 462	1 364	786 TRAILERS, SEMI-TRAILR, ETC	1 711	2 609	1 444
574 POLYACETAL, POLYCARBONATE	29 317	11 944	6 749	791 RAILWAY VEHICLES. EQUIPNT	748	1 497	809
575 OTH. PLASTIC, PRIMARY FORM	12 083	7 298	4 105	792 AIRCRAFT, ASSOCTD. EQUIPNT	44	9 812	5 503
581 PLASTIC TUBE, PIPE, HOSE	9 300	2 580	1 453	793 SHIP, BOAT, FLOAT. STRUCTRS	350	1 380	786
582 PLASTIC PLATE, SHEETS, ETC	6 166	4 759	2 691	800 CPL IND PLANT CHAP 90/94	47	1 705	977
583 MONOFILAMENT OF PLASTICS	109	228	127	811 PREFABRICATED BUILDINGS	34	208	119
591 INSECTICIDES, ETC.	273	1 537	908	812 PLUMBNG, SANITRY, EQPT. ETC	522	1 200	677
592 STARCHES, INULIN, ETC.	3 068	1 001	567	813 LIGHTNG FIXTURES ETC. NES	636	2 877	1 627
597 PREPRD ADDITIVES, LIQUIDS	3 007	1 914	1 093	821 FURNITURE, CUSHIONS, ETC.	2 130	2 731	1 592
598 MISC. CHEMICAL PRODS. NES	70 313	28 935	16 519	841 MENS, BOYS CLOTHNG, X-KNIT	17	82	44
600 CPL IND PLANT CHAP 69-76	4 620	2 014	1 150	842 WOMEN, GIRL CLOTHNG, XKNIT	60	130	64
612 MANUFACT. LEATHER ETC. NES	17	138	80	846 CLOTHING ACCESSRS, FABRIC	12	77	44
621 MATERIALS OF RUBBER	1 659	2 836	1 634	848 CLOTHNG, NONTXTL; HEADGEAR	1 051	3 728	2 155
625 RUBBER TYRES, TUBES, ETC.	4 831	4 169	2 313	851 FOOTWEAR	183	285	158
629 ARTICLES OF RUBBER, NES	767	1 880	1 060	871 OPTICAL INSTRUMENTS, NES	51	2 220	1 311
634 VENEERS, PLYWOOD, ETC.	2 690	932	524	872 MEDICAL INSTRUMENTS NES	432	10 309	5 787
635 WOOD MANUFACTURES, NES	4 974	2 347	1 354	873 METERS, COUNTERS, NES	15	450	257
641 PAPER AND PAPERBOARD	1 437	1 117	631	874 MEASURE, CONTROL INSTRMNT	1 987	35 841	20 294
642 PAPER, PAPERBOARD, CUT ETC	11 468	5 332	3 035	881 PHOTOGRAPH APPAR. ETC. NES	435	744	410
651 TEXTILE YARN	1 224	1 085	601	882 PHOTO. CINEMATOGRPH. SUPPL	1 444	2 588	1 470
652 COTTON FABRICS, WOVEN	33	176	103	884 OPTICAL GOODS NES	4	221	128
653 FABRICS, MAN-MADE FIBRES	52	213	123	885 WATCHES AND CLOCKS	6	115	65
654 OTH. TEXTILE FABRIC, WOVEN	131	193	105	891 ARMS AND AMMUNITION	148	244	136
655 KNIT. CROCHET. FABRIC NES	86	244	139	892 PRINTED MATTER	555	2 553	1 419
656 TULLE, LACE, EMBROIDRY, ETC	87	216	125	893 ARTICLES, NES, OF PLASTICS	2 671	2 768	1 591
657 SPECIAL YARN, TXTL. FABRIC	8 847	4 576	2 576	894 BABY CARRIAGE, TOYS, GAMES	13	192	111
658 TEXTILE ARTICLES NES	797	2 360	1 324	895 OFFICE, STATIONERY SUPPLS	99	312	167
659 FLOOR COVERINGS, ETC.	125	243	136	897 GOLD, SILVERWARE, JEWEL NES	18	377	219

## 7 IMPORTS AND EXPORTS (SPECIAL TRADE) BY COUNTRIES OF PRODUCTION AND CONSUMPTION AND BY GROUPS OF THE SITC-REV. III 1988

GROUP DESCRIPTION	DT = 100 KG	1 000 DM	1 000 \$	GROUP DESCRIPTION	DT = 100 KG	1 000 DM	1 000 \$
898 MUSICAL INSTRUMENTS, ETC.	35	292	167	583 MONOFILAMENT OF PLASTICS	196	157	88
899 MISC MANUFCTRD GOODS NES	578	3 092	1 720	591 INSECTICIDES, ETC.	10 504	19 030	10 987
941 COMPL IND PLANT CHAPT 99	9 853	10 981	6 256	592 STARCHES, INULIN, ETC.	2 963	866	495
IRAN				597 PREPRD ADDITIVES, LIQUIDS	18 452	7 222	4 023
IMPORTS	26 756 095	1 119 031	636 643	598 MISC. CHEMICAL PRDCTS. NES	100 905	25 321	14 533
025 EGGS, BIRDS, YOLKS, ALBUMIN	41	103	56	600 CPL IND PLANT CHAP 69-76	23 100	26 081	14 316
034 FISH, FRESH, CHILLED, FROZN	419	438	251	621 MATERIALS OF RUBBER	649	1 163	663
037 FISH ETC. PREPD, PRSVD. NES	424	11 649	6 602	629 ARTICLES OF RUBBER, NES	1 730	5 978	3 425
054 VEGETABLES	1 903	300	170	634 VENEERS, PLYWOOD, ETC.	329	90	52
056 VEGETABLES, PRPD, PRSVD, NES	1 891	263	151	635 WOOD MANUFACTURES, NES	224	59	32
057 FRUIT, NUTS EXCL. OIL NUTS	282 460	164 905	94 336	641 PAPER AND PAPERBOARD	199 402	38 636	21 533
058 FRUIT, PRESERVED, PREPARED	10 493	7 237	4 208	642 PAPER, PAPERBOARD, CUT ETC	3 173	1 832	1 055
059 FRUIT, VEGETABLE JUICES	2 808	446	262	651 TEXTILE YARN	902	894	510
075 SPICES	80	527	298	653 FABRICS, MAN-MADE FIBRES	375	775	466
211 HIDES, SKINS (EX. FURS), RAW	693	880	532	654 OTH. TEXTILE FABRIC, WOVEN	66	273	151
263 COTTON	55 444	2 051	1 160	655 KNIT, CROCHET, FABRIC NES	97	196	115
268 WOOL, OTHER ANIMAL HAIR	275	2 697	1 566	657 SPECIAL YARN, TXTL. FABRIC	1 271	3 434	1 949
273 STONE, SAND AND GRAVEL	3 821	102	56	658 TEXTILE ARTICLES NES	203	134	77
285 ALUMINIUM ORE, CONCTR. ETC	24 635	535	284	659 FLOOR COVERINGS, ETC.	68	904	518
288 NON-FERROUS WASTE, SCRAP	187	65	37	662 CLAY, REFRCT. CONSTR. MATRL	120 099	21 345	12 358
291 CRUDE ANIMAL MATERLS. NES	5 558	27 188	15 554	663 MINERAL MANUFACTURES, NES	22 282	12 071	6 978
292 CRUDE VEG. MATERIALS, NES	5 701	7 079	4 005	664 GLASS	4 014	1 481	837
333 PETROLEUM OILS, CRUDE	26 307 311	484 781	274 669	665 GLASSWARE	13 295	12 000	7 021
611 LEATHER	40	222	126	667 PEARLS, PRECIOUS STONES	.	.	.
635 WOOD MANUFACTURES, NES	419	70	41	671 PIG IRON, SPIEGELEISN, ETC	7 644	1 454	809
652 COTTON FABRICS, WOVEN	127	69	41	672 INGOTS ETC. IRON OR STEEL	213	460	248
658 TEXTILE ARTICLES NES	168	245	138	673 FLAT-ROLLED IRON ETC.	607 989	50 895	29 107
659 FLOOR COVERINGS, ETC.	37 564	383 462	218 507	674 FLAT-ROLLED PLATED IRON	307 453	37 263	21 970
661 LIME, CEMENT, CONSTR. MATRL	2 704	166	91	675 FLAT-ROLLED, ALLOY STEEL	21 608	6 236	3 481
682 COPPER	1 483	610	361	676 IRON, STL. BAR, SHAPES ETC.	92 163	16 823	9 574
697 HOUSEHOLD EQUIPMENT, NES	11	70	38	677 RAILWAY TRACK IRON, STEEL	840	364	204
714 ENGINES, MOTORS NON-ELECT	491	8 070	4 625	678 WIRE OF IRON OR STEEL	12 204	2 928	1 675
716 ROTATING ELECTRIC PLANT	31	95	54	679 TUBES, PIPES, ETC. IRON, STL	1 049 027	119 849	67 065
728 OTH. MACH. PTS. SPCL INDUST	155	52	30	681 SILVER, PLATINUM, ETC.	42	1 320	741
781 PASS. MOTOR VEHCLS. EX. BUS	63	145	79	682 COPPER	10 983	6 309	3 639
782 AIRCRAFT, ASSOCTD. EQUIPNT	174	476	269	683 NICKEL	41	216	126
844 WOMEN, GIRLS CLOTHNG. KNIT	150	304	177	684 ALUMINIUM	17 690	12 014	6 914
845 OTHR. TEXTILE APPAREL, NES	185	273	154	685 LEAD	64 093	8 651	4 698
874 MEASURE, CONTROL INSTRMNT	19	84	44	687 TIN	99	108	62
896 WORKS OF ART, ANTIQUE ETC	41	956	555	689 MISC. NON-FERR. BASE METAL	13	58	33
EXPORTS	6 455 268	2 890 888	1 643 931	691 METALLIC STRUCTURES NES	23 420	13 344	7 572
001 LIVE ANIMALS	68	4 243	2 456	692 CONTAINERS, STORAGE, TRNSP	2 924	6 806	3 842
011 BOVINE MEAT	145 215	58 337	33 669	693 WIRE PRODUCTS EXCL. ELECT	1 197	1 100	637
024 CHEESE AND CURD	145 763	28 211	16 546	694 NAILS, SCREWS, NUTS, ETC.	1 964	2 249	1 276
025 EGGS, BIRDS, YOLKS, ALBUMIN	205	311	179	695 TOOLS	5 717	50 983	29 156
041 WHEAT, MESLIN, UNMILLED	1 633 122	29 052	16 358	696 CUTLERY	296	1 897	1 117
057 FRUIT, NUTS EXCL. OIL NUTS	91	54	32	697 HOUSEHOLD EQUIPMENT, NES	466	821	475
061 SUGARS, MOLASSES, HONEY	116 690	4 225	2 483	699 MANUFACTS. BASE METAL, NES	23 105	18 084	10 282
072 COCOA	236	77	43	700 CPL IND PLANT (84/85/87)	33 206	98 473	55 885
081 ANIMAL FEED STUFF	16 586	2 421	1 392	711 STEAM GENER. BOILERS, ETC.	1 242	3 165	1 766
091 MARGARINE AND SHORTENING	394	314	180	712 STEAM TURBINES	1 190	28 880	16 503
098 EDIBLE PROD. PREPRPTS, NES	1 623	1 017	564	713 INTRNL COMBUS PSTN ENGIN	48 648	102 141	58 610
111 NON-ALCOHOL. BEVERAGE, NES	2 201	237	136	714 ENGINES, MOTORS NON-ELECT	2 456	20 538	11 736
122 TOBACCO, MANUFACTURED	17 072	26 569	15 680	716 ROTATING ELECTRIC PLANT	25 326	74 449	42 164
231 NATURAL RUBBER, ETC.	798	271	152	718 OTH. PDWR. GENRTNG. MACHNRY	237	1 236	705
232 SYNTHETIC RUBBER, ETC.	4 980	1 067	606	721 AGRIC. MACHINES, EX. TRACTR	3 627	4 987	2 784
251 PULP AND WASTE PAPER	20 234	2 681	1 457	723 CIVIL ENGINEERING EQUIPT	9 026	15 011	8 717
266 SYNTHETIC FIBRES	22 840	7 042	3 975	724 TEXTILE, LEATHER MACHINES	10 809	37 150	21 315
267 OTHER MAN-MADE FIBRES	6 100	2 735	1 637	725 PAPER, PULP MILL MACHINES	348	3 655	2 097
268 WOOL, OTHER ANIMAL HAIR	4 695	6 996	4 235	726 PRINTNG, BOOKBINDNG MACHS	1 584	11 386	6 458
273 STONE, SAND AND GRAVEL	2 517	174	95	727 FOOD-PROCESS. MCH. NON DOM	2 772	7 251	4 115
278 OTHER CRUDE MINERALS	9 174	683	397	728 OTH. MACH. PTS. SPCL INDUST	25 837	86 185	48 501
291 CRUDE ANIMAL MATERLS. NES	194	112	731	731 METAL REMOVAL WORK TOOLS	24 214	161 730	91 255
292 CRUDE VEG. MATERIALS, NES	176	535	317	733 MACH-TOOLS, METAL-WORKING	22 835	81 731	46 852
334 PETROLEUM PRODUCTS	58 664	4 281	2 512	735 PARTS, NES, FOR MACH-TOOLS	3 269	20 546	11 662
335 RESIDUAL PETROL. PRODUCTS	26 043	1 656	973	737 METALWORKING MACHNRY NES	3 807	14 178	7 806
411 ANIMAL OILS AND FATS	48 080	4 289	2 426	741 HEATNG, COOLNG EQUIP, PART	.	.	.
431 ANIMAL, VEG. FATS, OILS, NES	67 257	8 406	4 791	742 PUMPS FOR LIQUIDS, PARTS	3 962	29 359	17 007
511 HYDROCARBONS, NES, DERIVTS	9 666	3 755	2 129	743 PUMPS NES, CENTRIFUGS ETC	12 731	39 087	22 539
512 ALCOHOL, PHENOL, ETC. DERIV	30 943	7 023	4 015	744 MECHANICAL HANDLING EQUIP	4 472	9 326	5 367
513 CARBOXYLIC ACIDS, DERIVTS	122 486	16 788	9 869	745 OTH. NONELEC MCH. TOOL, NES	6 530	25 560	14 640
514 NITROGEN-FUNCT. COMPOUNDS	23 425	9 091	5 231	746 BALL OR ROLLER BEARINGS	2 396	7 559	4 382
515 ORGAN-INDORGANIC COMPNDS	11 385	12 576	7 274	747 TAPS, COCKS, VALVES, ETC.	5 054	19 958	11 385
516 OTHER ORGANIC CHEMICALS	26 186	7 628	4 297	748 TRANSMISSIONS SHAFTS ETC	4 791	14 316	8 029
523 METAL. SALTS, INORGAN. ACID	42 370	6 571	3 736	749 NON-ELECT MACH. PARTS, ETC	4 742	23 135	13 315
524 OTHER CHEMICAL COMPOUNDS	9 311	2 156	1 238	751 OFFICE MACHINES	55	681	390
525 RADIO-ACTIVE MATERIALS		537	296	752 AUTOMATC. DATA PROC. EQUIP	877	5 667	3 214
531 SYNTH. COLOURS, LAKES, ETC.	3 548	8 695	4 902	759 PARTS, FOR OFFICE MACHINS	65	600	340
532 DYEING, TANNING MATERIALS	310	88	51	761 TELEVISION RECEIVERS ETC	77	418	230
533 PIGMENTS, PAINTS, ETC.	19 158	9 800	5 528	769 SOUND RECORDER, PHONOGRPH	18	190	102
541 MEDICINES, ETC. EXC. GRP542	1 904	18 625	10 778	764 TELECOMM. EQUIP. PARTS NES	8 975	121 082	68 221
542 MEDICAMENTS	42 698	32 134	18 516	771 ELECT POWER MACHNY. PARTS	4 886	13 527	7 723
551 ESSNTL. OIL, PERFUME, FLAVR	2 290	4 203	2 389	772 ELEC. SWITCH. RELAY. CIRCUIT	10 361	50 304	28 537
553 PERFUMERY, COSMETICS, ETC.	126	204	119	773 ELECTR DISTRIBT. EQPT NES	22 307	15 057	8 680
554 SOAP, CLEANERS, POLISH, ETC	29 955	6 419	3 718	774 ELECTRO-MEDCL. XRAY EQUIP	515	11 453	6 420
562 FERTILIZER, EXCEPT GRP272	340	92	51	775 DDM. ELEC. NON-ELEC. EQUIPT	3 044	4 749	2 611
571 POLYMERS OF ETHYLENE	13 834	2 874	1 633	776 TRANSISTORS, VALVES, ETC.	170	5 006	2 843
572 POLYMERS OF STYRENE	15 755	6 514	3 838	778 ELECTRIC. MACH. APPART. NES	10 764	38 461	21 925
573 POLYMERS, VINYL CHLORIDE	16 785	3 204	1 829	781 PASS. MOTOR VEHCLS. EX. BUS	543	1 610	896
574 POLYACETAL, POLYCARBONATE	27 711	12 485	7 199	782 GOODS, SPCL TRANSPORT VEH	11 974	22 761	13 057
575 OTH. PLASTIC, PRIMARY FORM	45 123	18 669	10 648	784 PARTS, TRACTORS, MOTOR VEH	248 864	367 521	207 900
581 PLASTIC TUBE, PIPE, HOSE	683	1 084	583	785 CYCLES, MOTORCYCLES ETC.	484	1 571	927
582 PLASTIC PLATE, SHEETS, ETC	18 505	9 827	5 599	786 TRAILERS, SEMI-TRAILR, ETC	2 968	4 365	2 460
				791 RAILWAY VEHICLES. EQUIPNT	82 209	81 916	46 256
				792 AIRCRAFT, ASSOCTD. EQUIPNT	33	1 931	1 108
				793 SHIP, BOAT, FLOAT. STRUCTRS	19 206	41 912	22 382
				812 PLUMBNG, SANITRY, EQPT. ETC	20	70	39
				813 LIGHTNG FIXTURES ETC. NES	131	973	538
				821 FURNITURE, CUSHIONS, ETC.	78	589	337

7 IMPORTS AND EXPORTS (SPECIAL TRADE) BY COUNTRIES OF PRODUCTION AND CONSUMPTION AND BY GROUPS OF THE SITC-REV. III 1988

GROUP DESCRIPTION	DT = 100 KG	1 000 DM	1 000 \$	GROUP DESCRIPTION	DT = 100 KG	1 000 D:1	1 000 \$
831 TRUNK, SUIT-CASES, BAG, ETC	45	515	290	658 TEXTILE ARTICLES NES	12 594	19 721	11 180
841 MENS, BOYS CLOTHING, X-KNIT	7	72	41	659 FLOOR COVERINGS, ETC.	6 283	12 954	7 369
845 OTHR. TEXTILE APPAREL, NES	15	80	46	662 CLAY, REFRACT. CONSTR. MATRL	2 860	2 942	1 684
871 OPTICAL INSTRUMENTS, NES	143	6 240	3 667	663 MINERAL MANUFACTURES, NES	3 160	8 502	4 852
872 MEDICAL INSTRUMENTS NES	2 291	17 950	10 119	664 GLASS	3 024	1 375	780
873 METERS, COUNTERS, NES	5 430	15 115	8 524	665 GLASSWARE	55	271	153
874 MEASURE, CONTROL INSTRMNT	3 934	60 912	34 835	666 POTTERY	25	93	53
881 PHOTOGRAPH APPAR. ETC. NES	198	2 842	1 603	667 PEARLS, PRECIOUS STONES	.	.	.
882 PHOTO. CINEMATOGRPH. SUPPL	5 146	9 954	5 777	679 TUBES, PIPES, ETC. IRON, STL	6 884	2 400	1 370
884 OPTICAL GOODS NES	40	881	508	681 SILVER, PLATINUM, ETC.	1	126	74
885 WATCHES AND CLOCKS	161	1 221	691	682 COPPER	723	357	199
891 ARMS AND AMMUNITION	10	255	152	684 ALUMINIUM	15 631	7 669	4 367
892 PRINTED MATTER	596	3 552	2 018	689 MISC. NON-FERR. BASE METAL	271	411	233
893 ARTICLES, NES, OF PLASTICS	4 736	6 709	3 852	691 METALLIC STRUCTURES NES	13 565	9 044	5 148
894 BABY CARRIAGE, TOYS, GAMES	32	494	280	692 CONTAINERS, STORAGE, TRNSP	81	231	136
895 OFFICE, STATIONERY SUPPLS	418	1 194	679	694 NAILS, SCREWS, NUTS, ETC.	1 235	1 313	747
897 GOLD, SILVERWARE, JEWEL NES	1	428	254	695 TOOLS	1 085	20 660	11 754
898 MUSICAL INSTRUMENTS, ETC.	368	1 251	700	696 CUTLERY	54	195	108
899 MISC MANUFCTRD GOODS NES	360	2 978	1 703	697 HOUSEHOLD EQUIPMENT, NES	27	142	83
941 COMPL IND PLANT CHAPT 99	2 130	3 110	1 770	699 MANUFACTS. BASE METAL, NES	11 398	9 457	5 341
ISRAEL				712 STEAM TURBINES	44	505	272
IMPORTS	4 858 927	1 260 630	721 322	713 INTRNL COMBUS PSTN ENGIN	99	556	297
001 LIVE ANIMALS	29	68	39	714 ENGINES, MOTORS NON-ELECT	91	2 664	1 467
012 OTHER MEAT, MEAT OFFAL	1 209	3 125	1 784	716 ROTATING ELECTRIC PLANT	81	410	237
017 MEAT, OFFL. PRPD, PRSVD, NES	16 702	8 781	5 036	721 AGRIC. MACHINES, EX. TRACTR	134	348	194
025 EGGS, BIRDS, YOLKS, ALBUMIN	928	1 853	1 046	723 CIVIL ENGINEERING EQUIPT	7 920	2 721	1 480
034 FISH, FRESH, CHILLED, FROZN	557	1 273	730	724 TEXTILE, LEATHER MACHINES	387	1 825	1 029
044 MAIZE UNMILLED	1 366	209	122	725 PAPER, PULP MILL MACHINES	57	124	72
048 CEREAL PREPARATIONS	5 179	1 381	787	726 PRINTNG, BOOKBINDNG MACHS	832	3 552	2 036
054 VEGETABLES	128 987	15 434	9 067	728 OTH. MACH, PTS, SPLC INDUST	1 080	9 991	5 587
056 VEGETABLES, PRPD, PRSVD, NES	51 212	7 496	4 238	731 METAL REMOVAL WORK TOOLS	95	81	43
057 FRUIT, NUTS EXCL. OIL NUTS	871 622	83 325	48 835	733 MACH-TOOLS, METAL-WORKING	4 614	2 647	1 495
058 FRUIT, PRESERVED, PREPARED	11 269	3 032	1 749	735 PARTS, NES, FOR MACH-TOOLS	508	8 368	4 795
059 FRUIT, VEGETABLE JUICES	227 587	51 040	29 098	737 METALWORKING MACHNRY NES	114	644	366
061 SUGARS, MOLASSES, HONEY	4 703	1 002	570	741 HEATING, COOLING EQUIP, PART	1 330	5 762	3 253
073 CHOCOLATE, OTH. COCOA PREP	99	69	40	742 PUMPS FOR LIQUIDS, PARTS	41	113	67
081 ANIMAL FEED STUFF	31 334	3 120	1 785	743 PUMPS NES, CENTRIFUGS ETC	1 681	3 251	1 850
098 EDIBLE PRD. PREPRTRS, NES	12 872	3 006	1 707	744 MECHANICAL HANDLNG EQUIP	112	259	147
112 ALCOHOLIC BEVERAGES	1 237	571	329	745 OTH. NONELEC MCH, TOOL, NES	580	2 288	1 308
222 OILSEED(SFT. FIX VEG. OIL)	8 699	1 827	1 058	746 BALL OR ROLLER BEARINGS	21	57	33
263 COTTON	40 598	15 503	9 009	747 TAPS, COCKS, VALVES, ETC.	531	1 408	793
266 SYNTHETIC FIBRES	3 633	1 198	693	748 TRANSMISSIONS SHAFTS ETC	464	672	379
267 OTHER MAN-MADE FIBRES	757	62	36	749 NON-ELECT MACH. PARTS, ETC	352	2 719	1 545
272 FERTILIZERS, CRUDE	1 765 006	13 525	7 682	751 OFFICE MACHINES	25	937	497
273 STONE, SAND AND GRAVEL	24 517	198	118	752 AUTOMATC. DATA PROC. EQUIP	515	24 135	13 730
277 NATURAL ABRASIVES, NES		418	245	759 PARTS, FOR OFFICE MACHINS	215	9 087	5 196
278 OTHER CRUDE MINERALS	181 648	16 480	9 360	762 RADIO-BROADCAST RECEIVER	65	89	50
282 FERROUS WASTE AND SCRAP	3 255	373	213	764 TELECOMM. EQUIP. PARTS NES	297	14 757	8 317
285 ALUMINIUM ORE, CONCTR. ETC	4 401	131	75	771 ELECT POWER MACHNY. PARTS	715	3 769	2 171
288 NON-FERROUS WASTE, SCRAP	48 665	11 155	6 366	772 ELEC. SWITCH. RELAY. CIRCUIT	558	5 316	3 038
289 PREC. METAL ORES, CONCTRYS	85	453	264	773 ELECTR DISTRIB. EQPT NES	1 466	2 058	1 155
291 CRUDE ANIMAL MATERIALS NES	2 987	621	346	774 ELECTRO-MEDCL. XRAY EQUIP	378	6 801	3 894
292 CRUDE VEG. MATERIALS, NES	70 180	57 074	33 431	775 DOM. ELEC. NON-ELEC. EQUIPT	465	1 166	658
334 PETROLEUM PRODUCTS	1 370	226	130	776 TRANSISTORS, VALVES, ETC.	58	472	260
422 FIXED VEG. FAT, OILS, OTHER	350	660	320	778 ELECTRIC MACH. APPART. NES	2 253	21 987	12 471
511 HYDROCARBONS, NES, DERIVTS	11 058	781	441	781 PASS. MOTOR VEHCLS. EX. BUS	91	135	74
512 ALCOHOL, PHENOL, ETC. DERIV	250	287	167	784 PARTS, TRACTORS, MOTOR VEH	1 380	1 782	1 009
513 CARBOXYLIC ACIDS, DERIVTS				786 TRAILERS, SEMI-TRAILR, ETC	252	323	189
514 NITROGEN-FUNCT. COMPOUNDS	10 699	9 216	5 193	792 AIRCRAFT, ASSOCTD. EQUIPNT	177	1 124	615
515 ORGANO-INORGANIC COMPNDS	2 566	2 021	1 131	821 FURNITURE, CUSHIONS, ETC.	8 355	5 300	3 042
516 OTHER ORGANIC CHEMICALS	14 641	6 202	3 572	831 TRUNK, SUIT-CASES, BAG, ETC	607	1 694	935
522 INORGANIC CHEM. ELEMENTS	248 979	18 287	10 442	841 MENS, BOYS CLOTHING, X-KNIT	1 927	8 666	4 924
523 METAL. SALTS, INORGAN. ACID	42 835	4 458	2 550	842 WOMEN, GIRL CLOTHING, XKNIT	1 908	15 124	8 646
532 DYEING, TANNING MATERIALS	1	115	64	843 MENS, BOYS CLOTHING, KNIT	1 091	5 909	3 379
533 PIGMENTS, PAINTS, ETC.	428	335	191	844 WOMEN, GIRLS CLOTHING. KNIT	2 592	19 111	10 848
541 MEDICINES, ETC. EXC. GRP542	262	1 913	1 077	845 OTHR. TEXTILE APPAREL, NES	5 809	39 642	22 711
542 MEDICAMENTS	682	4 474	2 558	846 CLOTHING ACCESSRS, FABRIC	4 734	18 603	10 534
551 ESSENTL. OIL, PERFUME, FLAVR	2 333	1 092	626	848 CLOTHING, NONXTL; HEADGEAR	365	2 955	1 686
553 PERFUMERY, COSMETICS, ETC.	260	443	250	851 FOOTWEAR	1 972	4 106	2 323
554 SOAP, CLEANERS, POLISH, ETC	1 096	86	46	871 OPTICAL INSTRUMENTS, NES	28	1 037	604
562 FERTILIZER, EXCEPT GRP272	566 120	9 776	5 431	872 MEDICAL INSTRUMENTS NES	1 491	2 610	1 481
571 POLYMERS OF ETHYLENE	10 072	2 282	1 301	873 METERS, COUNTERS, NES	14	419	239
573 POLYMERS, VINYL CHLORIDE	74 560	11 285	6 352	874 MEASURE, CONTROL INSTRMNT	1 599	28 932	16 539
574 POLYACETAL, POLYCARBONATE	1 031	1 297	729	881 PHOTOGRAPH APPAR. ETC. NES	17	1 032	597
575 OTH. PLASTIC, PRIMARY FORM	14 281	4 645	2 654	882 PHOTO. CINEMATOGRPH. SUPPL	131	384	215
581 PLASTIC TUBE, PIPE, HOSE	2 519	4 136	2 344	883 CINE. FILM EXPOSD. DEVELPD	4	63	34
582 PLASTIC PLATE, SHEETS, ETC	22 302	12 711	7 241	884 OPTICAL GOODS NES	305	4 827	2 753
583 MONOFILAMENT OF PLASTICS	1 135	616	343	885 WATCHES AND CLOCKS	10	255	152
591 INSECTICIDES, ETC.	48	109	60	891 ARMS AND AMMUNITION	109	1 606	907
592 STARCHES, INULIN, ETC.	567	119	65	892 PRINTED MATTER	1 599	1 528	871
598 MISC. CHEMICAL PRDCTS. NES	466	1 529	863	893 ARTICLES, NES, OF PLASTICS	20 655	16 930	9 676
611 LEATHER	204	85	52	894 BABY CARRIAGE, TOYS, GAMES	571	1 087	628
613 FURSKINS, TANNED, DRESSED	28	1 343	776	895 OFFICE, STATIONERY SUPPLS	107	183	104
621 MATERIALS OF RUBBER	10 197	6 146	3 494	896 WORKS OF ART, ANTIQUE ETC	49	1 225	688
625 RUBBER TYRES, TUBES, ETC.	26 090	13 722	7 877	897 GOLD, SILVERWARE, JEWEL NES	30	14 474	8 184
628 ARTICLES OF RUBBER, NES	1 511	1 058	608	898 MUSICAL INSTRUMENTS, ETC.	215	2 441	1 394
634 VENEERS, PLYWOOD, ETC.	735	241	133	899 MISC MANUFCTRD GOODS NES	164	763	439
635 WOOD MANUFACTURES, NES	422	308	176	961 COIN NONGOLD NONCURRENT	1	188	105
641 PAPER AND PAPERBOARD	7 492	3 026	1 701	971 GOLD, NONMONTRY EXCL ORES		754	445
642 PAPER, PAPERBOARD, CUT ETC	1 513	1 716	972	972		89	52
651 TEXTILE YARN	6 891	10 116	5 808	EXPORTS	5 061 542	2 328 203	1 322 693
652 COTTON FABRICS, WOVEN	823	1 027	600	001 LIVE ANIMALS	459	185	110
653 FABRICS, MAN-MADE FIBRES	242	358	207	012 OTHER MEAT, MEAT OFFAL	171	105	62
654 OTH. TEXTILE FABRIC, WOVEN	291	1 373	741	022 MTLK AND CREAM	17 525	4 539	2 568
655 KNIT, CROCHET, FABRIC NES	36	98	57	034 FISH, FRESH, CHILLED, FROZN	6 439	1 858	1 053
657 SPECIAL YARN, XTTL. FABRIC	2 663	3 529	1 991	037 FISH ETC. PREPD, PRSVD. NES	1 514	1 243	712
				043 BARLEY, UNMILLED	739 187	11 693	6 393

7 IMPORTS AND EXPORTS (SPECIAL TRADE) BY COUNTRIES OF PRODUCTION AND CONSUMPTION AND BY GROUPS OF THE SITC-REV. III 1988

GROUP DESCRIPTION	DT = 100 KG	1 000 DM	1 000 \$	GROUP DESCRIPTION	DT = 100 KG	1 000 DM	1 000 \$
045 OTHER CEREALS, UNMILLED	11 854	286	169	663 MINERAL MANUFACTURES, NES	8 815	11 086	6 326
047 OTHER CEREAL MEAL, FLOURS	435 612	5 068	2 775	664 GLASS	38 936	7 870	4 484
048 CEREAL PREPARATIONS	49 803	1 573	875	665 GLASSWARE	153 627	15 576	8 925
054 VEGETABLES	1 478	386	220	666 POTTERY	6 977	5 704	3 270
056 VEGETABLES, PRPD, PRSVD, NES	2 537	1 573	888	667 PEARLS, PRECIOUS STONES			
057 FRUIT, NUTS EXCL. OIL NUTS	3 817	2 979	1 690	671 PIG IRON, SPIEGELEISN, ETC	6 610	605	347
058 FRUIT, PRESERVED, PREPARED	736	580	329	672 INGOTS ETC. IRON DR STEEL	2 435	192	109
059 FRUIT, VEGETABLE JUICES	1 194	279	156	673 FLAT-ROLLED IRON ETC.	102 880	9 469	5 375
061 SUGARS, MOLASSES, HONEY	407 021	14 670	8 137	674 FLAT-ROLLED PLATED IRON	266 228	33 932	19 394
062 SUGAR CONFECTIONERY	5 716	2 634	1 509	675 FLAT-ROLLED, ALLOY STEEL	24 937	4 627	2 621
071 COFFEE, COFFEE SUBSTITUTE	3 034	3 195	1 816	676 IRON, STL. BAR, SHAPES ETC.	37 580	6 416	3 635
072 COCOA	4 522	1 452	837	677 RAILWAY TRACK IRON, STEEL	1 019	378	209
073 CHOCOLATE, OTH. COCOA PREP	10 049	5 774	3 322	678 WIRE OF IRON DR STEEL	15 909	2 948	1 679
074 TEA AND MATE	239	144	83	679 TUBES, PIPES, ETC. IRON, STL	15 022	5 942	3 366
075 SPICES	144	121	65	681 SILVER, PLATINUM, ETC.	236	7 107	4 043
081 ANIMAL FEED STUFF	66 679	5 851	3 340	682 COPPER	65 428	38 271	21 637
098 EDIBLE PROD. PREPRTNS, NES	2 131	2 171	1 214	683 NICKEL	455	914	523
111 NON-ALCOHOL. BEVERAGE, NES	693	145	83	684 ALUMINIUM	29 899	22 954	13 002
112 ALCOHOLIC BEVERAGES	3 185	491	274	685 LEAD	1 282	263	150
122 TOBACCO, MANUFACTURED	116	213	122	686 ZINC	1 189	444	250
223 OILSEED (OTH. FIX. VEG. OIL)	3 284	683	390	689 MISC. NON-FERR. BASE METAL	46	328	183
232 SYNTHETIC RUBBER, ETC.	12 905	3 218	1 832	691 METALLIC STRUCTURES NES	6 514	4 103	2 334
247 WOOD ROUGH, ROUGH SQUARED	1 335	75	43	692 CONTAINERS, STORAGE, TRNSP	3 164	3 359	1 953
248 WOOD, SIMPLY WORKED	8 111	820	467	693 WIRE PRODUCTS EXCL. ELECT	1 044	1 350	770
251 PULP AND WASTE PAPER	1 856	410	233	694 NAILS, SCREWS, NUTS, ETC.	3 436	3 436	1 939
266 SYNTHETIC FIBRES	23 853	6 012	3 432	695 TOOLS	7 735	23 857	13 614
267 OTHER MAN-MADE FIBRES	6 241	3 401	1 918	696 CUTLERY	624	3 637	2 059
268 WOOL, OTHER ANIMAL HAIR	1 471	2 786	1 549	697 HOUSEHOLD EQUIPMENT, NES	2 418	3 585	2 035
272 FERTILIZERS, CRUDE	882	54	32	699 MANUFACT. BASE METAL, NES	47 770	40 797	23 130
273 STONE, SAND AND GRAVEL	6 146	303	167	700 CPL IND PLANT (84/85/87)	671	4 571	2 767
274 SULPHUR, UNRSTD. IRON PYRS	1 835	117	65	711 STEAM GENER. BOILERS, ETC.	176	497	283
278 OTHER CRUDE MINERALS	108 214	712	403	712 STEAM TURBINES	101	754	426
285 ALUMINIUM ORE, CONCTR. ETC	908	221	129	713 INTRNL COMBUS PSTN ENGIN	4 534	18 371	10 399
288 NON-FERROUS WASTE, SCRAP	522	109	65	714 ENGINES, MOTORS NON-ELECT	41	8 197	4 613
291 CRUDE ANIMAL MATERLS. NES	259	236	132	716 ROTATING ELECTRIC PLANT	2 882	9 525	5 430
292 CRUDE VEG. MATERIALS, NES	1 940	2 733	1 547	718 OTH. POWR. GENRTRNG. MACHNRY	135	728	415
322 BRIQUETTES, LIGNITE, PEAT	29 631	1 036	579	721 AGRIC. MACHINES, EX. TRACTR	1 424	3 948	2 236
334 PETROLEUM PRODUCTS	7 348	1 483	835	722 TRACTORS	3 401	3 765	2 149
335 RESIDUAL PETROL. PRODUCTS	17 900	1 717	977	723 CIVIL ENGINEERING EQUIPT	7 728	13 438	7 670
344 PETROLEUM GASES, NES	101	175	102	724 TEXTILE, LEATHER MACHINES	7 925	35 612	20 480
411 ANIMAL OILS AND FATS	350	54	31	725 PAPER, PULP MILL MACHINES	2 265	6 228	3 549
421 FIXED VEG. FAT, OILS, SOFT	46 885	4 618	2 564	726 PRINTNG, BOOKBINDNG MACHS	4 256	17 009	9 807
422 FIXED VEG. FAT, OILS, OTHER	325	85	46	727 FOOD-PROCESS. MCH. NON DOM	3 913	10 652	6 077
431 ANIMAL, VEG. FATS, OILS, NES	9 015	1 655	922	728 OTH. MACH, PTS, SPCL INDUST	14 442	48 515	27 680
511 HYDROCARBONS, NES, DERIVTS	107 814	15 334	8 833	731 METAL REMOVAL WORK TOOLS	1 059	3 640	2 078
512 ALCOHOL, PHENOL, ETC. DERIV	119 880	25 497	14 514	733 MACH-TOOLS, METAL-WORKING	4 918	13 951	7 942
513 CARBOXYLIC ACIDS, DERIVTS	109 065	25 942	14 645	735 PARTS, NES, FOR MACH-TOOLS	825	7 007	4 009
514 NITROGEN-FUNCT. COMPOUNDS	57 273	30 473	17 306	737 METALWORKING MACHNRY NES	994	6 076	3 488
515 ORGANO-INORGANIC COMPNOS	9 771	12 001	6 892	741 HEATNG, COOLNG EQUIP, PART			
516 OTHER ORGANIC CHEMICALS	17 368	7 088	4 042	742 PUMPS FOR LIQUIDS, PARTS	3 043	13 199	7 519
522 INORGANIC CHEM. ELEMENTS	48 702	9 644	5 490	743 PUMPS NES, CENTRIFUGS ETC	9 161	27 585	15 605
523 METAL. SALTS, INORGAN. ACID	116 470	10 387	5 899	744 MECHANICAL HANDLING EQUIP	13 771	24 529	13 940
524 OTHER CHEMICAL COMPOUNDS	3 979	1 407	785	745 OTH. NON-ELEC MCH, TOOL, NES	6 303	28 871	16 356
525 RADIO-ACTIVE MATERIALS	65	143	79	746 BALL OR ROLLER BEARINGS	1 129	5 002	2 843
531 SYNTH. COLOURS, LAKES, ETC.	8 192	18 628	10 565	747 TAPS, COCKS, VALVES, ETC.	4 847	14 263	8 125
532 DYEING, TANNING MATERIALS	2 210	605	344	748 TRANSMISSIONS SHAFTS ETC	3 393	10 495	5 995
533 PIGMENTS, PAINTS, ETC.	56 543	30 096	17 148	749 NON-ELECT MACH. PARTS, ETC	3 258	16 630	9 453
541 MEDICINES, ETC. EXC. GRP542	2 192	18 938	10 733	751 OFFICE MACHINES	711	2 676	1 553
542 MEDICAMENTS	1 621	21 257	12 103	752 AUTOMATC. DATA PROC. EQUIP	1 073	18 943	10 779
551 ESSENTL. OIL, PERFUME, FLAVR	1 043	2 875	1 633	759 PARTS, FOR OFFICE MACHINS	216	5 772	3 299
553 PERFUMERY, COSMETICS, ETC.	1 470	3 556	2 031	761 TELEVISION RECEIVERS ETC	7 013	16 878	9 573
554 SOAP, CLEANERS, POLISH, ETC	66 192	19 316	10 973	762 RADIO-BROADCAST RECEIVER	81	751	426
562 FERTILIZER, EXCEPT GRP272	1 561	192	105	763 SOUND RECORDER, PHONOGRPH	108	2 705	1 534
571 POLYMERS OF ETHYLENE	53 797	11 656	6 692	764 TELECOMM. EQUIP. PARTS NES	2 826	32 307	18 434
572 POLYMERS OF STYRENE	31 212	8 761	4 981	771 ELECT POWER MACHNY. PARTS	5 758	7 211	4 094
573 POLYMERS, VINYL CHLORIDE	22 820	4 062	2 315	772 ELEC. SWITCH. RELAY. CIRCUIT	11 467	64 089	36 513
574 POLYACETAL, POLYCARBONATE	89 336	30 645	17 367	773 ELECTR. DISTRIBUT. EQPT NES	25 387	16 050	9 083
575 OTH. PLASTIC, PRIMARY FORM	87 071	32 148	18 385	774 ELECTRO-MEDCL. XRAY EQUIP	502	8 872	4 995
579 PLASTIC WASTE, SCRAP ETC	1 347	155	88	775 DOM. ELEC. NON-ELEC. EQUIPT	37 941	38 715	21 967
581 PLASTIC TUBE, PIPE, HOSE	2 170	3 503	1 996	776 TRANSISTORS, VALVES, ETC.	1 567	17 908	10 276
582 PLASTIC PLATE, SHEETS, ETC	25 028	20 771	11 820	778 ELECTRIC. MACH. APPART. NES	23 068	43 622	24 861
583 MONOFILAMENT OF PLASTICS	897	965	554	781 PASS. MOTOR VEHCLS. EX. BUS	131 734	224 843	126 472
591 INSECTICIDES, ETC.	5 388	9 208	5 251	782 GOODS, SPCL. TRANSPORT VEH	50 551	79 249	44 902
592 STARCHES, INULIN, ETC.	19 129	4 994	2 829	783 ROAD MOTOR VEHICLES NES	6 312	12 333	7 189
593 EXPLOSIVES, PYROTECHNICS	458	586	341	784 PARTS, TRACTORS, MOTOR VEH	45 341	100 888	56 778
597 PREPRD. ADDITIVES, LIQUIDS	9 604	4 784	2 721	785 CYCLES, MOTORCYCLES ETC.	698	1 280	742
598 MISC. CHEMICAL PRODDTS. NES	92 710	49 758	28 292	786 TRAILERS, SEMI-TRAILR, ETC	11 396	8 158	4 707
611 LEATHER	899	1 655	935	791 RAILWAY VEHICLES. EQUIPNT	168	672	383
612 MANUFACT. LEATHER ETC. NES	81	299	171	792 AIRCRAFT, ASSOCTD. EQUIPNT	26	1 233	708
613 FURSKINS, TANNED, DRESSED	7	319	179	793 SHIP, BOAT, FLDAT. STRUCTRS	18	72	42
621 MATERIALS OF RUBBER	7 752	5 081	2 328	811 PREFABRICATED BUILDINGS	2 222	491	287
625 RUBBER TYRES, TUBES, ETC.	6 615	4 792	2 778	812 PLUMBNG. SANITRY, EQPT. ETC	1 337	1 888	1 064
629 ARTICLES OF RUBBER, NES	2 008	6 472	3 673	813 LIGHTNG. FIXTURES ETC. NES	2 733	6 621	3 781
633 CORK MANUFACTURES	68	263	157	821 FURNITURE, CUSHIONS, ETC.	7 864	7 146	4 080
634 VENEERS, PLYWOOD, ETC.	23 285	3 542	2 014	831 TRUNK, SUIT-CASES, BAG, ETC	120	500	281
635 WOOD MANUFACTURES, NES	4 506	1 433	813	841 MENS, BOYS CLOTHNG, X-KNIT	28	209	119
641 PAPER AND PAPERBOARD	221 489	41 530	23 644	842 WOMEN, GIRL CLOTHNG, XKNIT	134	1 314	724
642 PAPER, PAPERBOARD, CUT ETC	32 733	19 352	11 007	843 MENS, BOYS CLOTHING, KNIT	20	105	60
651 TEXTILE YARN	67 530	54 084	30 851	844 WOMEN, GIRLS CLOTHING. KNIT	43	285	164
652 COTTON FABRICS, WOVEN	2 478	5 017	2 869	845 OTH. TEXTILE APPAREL, NES	195	1 748	971
653 FABRICS, MAN-MADE FIBRES	9 918	21 231	12 132	846 CLOTHING ACCESSRS, FABRIC	442	2 698	1 540
654 OTH. TEXTILE FABRIC, WOVEN	822	2 461	1 381	848 CLOTHING, NONXTL; HEADGEAR	272	789	436
655 KNIT. CROCHET. FABRIC NES	2 749	7 626	4 368	851 FOOTWEAR	1 166	4 586	2 632
656 TULLE, LACE, EMBROIDRY. ETC	1 082	4 049	2 306	871 OPTICAL INSTRUMENTS, NES	100	4 814	2 746
657 SPECIAL YARN, TXTL. FABRIC	9 061	13 895	7 883	872 MEDICAL INSTRUMENTS NES	1 119	13 071	7 417
658 TEXTILE ARTICLES NES	1 369	3 149	1 780	873 METERS, COUNTERS, NES	474	1 438	817
659 FLOOR COVERINGS, ETC.	315	340	196	874 MEASURE, CONTROL INSTRMNT	2 113	57 583	32 680
661 LIME, CEMENT, CONSTR. MATRL	5 282	711	408	881 PHOTOGRAPH APPAR. ETC. NES	568	4 673	2 684
662 CLAY, REFRCT. CONSTR. MATRL	17 521	2 698	1 522	882 PHOTO. CINEMATOGRPH. SUPPL	11 597	15 203	8 707

7 IMPORTS AND EXPORTS (SPECIAL TRADE) BY COUNTRIES OF PRODUCTION AND CONSUMPTION AND BY GROUPS OF THE SITC-REV. III 1988

GROUP DESCRIPTION	DT = 100 KG	1 000 DM	1 000 \$	GROUP DESCRIPTION	DT = 100 KG	1 000 DM	1 000 \$
883 CINE.FILM EXPOSD.DEVELOPD	2	78	44	592 STARCHES,INULIN,ETC.	2 243	718	412
884 OPTICAL GOODS NES	63	5 670	3 233	597 PREPRD ADDITIVES,LIQUIDS	392	199	116
885 WATCHES AND CLOCKS	441	5 438	3 105	598 MISC.CHEMICAL PRDCTS.NES	7 182	3 569	2 032
891 ARMS AND AMMUNITION	94	1 059	599	621 MATERIALS OF RUBBER	2 016	1 364	780
892 PRINTED MATTER	5 538	9 136	5 194	625 RUBBER TYRES,TUBES,ETC.	12 594	4 968	2 833
893 ARTICLES,NES,OF PLASTICS	18 923	23 286	13 261	629 ARTICLES OF RUBBER, NES	416	1 152	651
894 BABY CARRIAGE,TOYS,GAMES	5 425	6 799	3 851	634 VENEERS,PLYWOOD,ETC.	3 836	503	299
895 OFFICE,STATIONERY SUPPLS	1 436	5 016	2 844	635 WOOD MANUFACTURES, NES	957	340	192
896 WORKS OF ART,ANTIQUE ETC	14	1 204	670	641 PAPER AND PAPERBOARD	31 011	4 659	2 640
897 GOLD,SILVERWARE,JEWEL NES	86	5 411	3 109	642 PAPER,PAPERBOARD,CUT ETC	3 845	2 361	1 385
898 MUSICAL INSTRUMENTS,ETC.	2 251	7 628	4 330	651 TEXTILE YARN	580	405	234
899 MISC MANUFACTRD GOODS NES	2 426	6 837	3 887	652 COTTON FABRICS,WOVEN	212	536	300
961 COIN NONGOLD NONCURRENT	47	172	98	653 FABRICS,MAN-MADE FIBRES	191	468	269
971 GOLD,NONMONTRY EXCL ORES	1	5 845	3 284	655 KNIT.CROCHET.FABRIC NES	37	58	34
972	1	1 724	1 027	656 TULLE,LACE,EMBROIDRY.ETC	27	87	50
				657 SPECIAL YARN,TXTL.FABRIC	989	656	371
JORDAN				658 TEXTILE ARTICLES NES	441	256	146
IMPORTS	593 687	38 134	22 333	661 LIME,CEMENT,CONSTR.MATRL	9 504	193	107
048 CEREAL PREPARATIONS	3 500	194	107	662 CLAY,REFRCT.CONSTR.MATRL	15 629	1 477	840
054 VEGETABLES	1 232	255	148	663 MINERAL MANUFACTURES,NES	2 857	1 858	1 052
278 OTHER CRUDE MINERALS	1 094	124	73	664 GLASS	624	176	101
288 NON-FERROUS WASTE,SCRAP	8 860	3 049	1 718	665 GLASSWARE	631	893	503
334 PETROLEUM PRODUCTS	627	238	127	666 POTTERY	102	196	108
562 FERTILIZER,EXCEPT GRP272	566 495	20 090	11 982	672 INGOTS ETC.IRON OR STEEL	304	74	42
625 RUBBER TYRES,TUBES,ETC.	1 143	1 327	771	673 FLAT-ROLLED IRON ETC.	28 564	2 193	1 243
684 ALUMINIUM	285	63	34	674 FLAT-ROLLED PLATED IRON	25 135	3 611	2 115
714 ENGINES,MOTORS NON-ELECT	6	823	487	675 FLAT-ROLLED, ALLOY STEEL	609	244	133
718 OTH.POWR.GENRNG.MACHNRY	11	655	376	676 IRON,STL.BAR,SHAPES ETC.	7 137	661	376
723 CIVIL ENGINEERING EQUIPT	668	224	121	677 RAILWAY TRACK IRON,STEEL	617	161	87
742 PUMPS FOR LIQUIDS,PARTS	23	71	41	678 WIRE OF IRON OR STEEL	4 236	450	247
764 TELECOMM.EQUIP.PARTS NES	2	201	119	679 TUBES,PIPES,ETC.IRON,STL	11 531	1 723	961
776 TRANSISTORS,VALVES,ETC.	2	105	60	682 COPPER	377	407	230
782 GOODS,SPCL TRANSPORT VEH	4 337	1 155	671	683 NICKEL	29	135	73
784 PARTS,TRACTORS,MOTOR VEH	15	69	38	684 ALUMINIUM	1 110	1 133	635
786 TRAILERS,SEMI-TRAILR,ETC	480	56	31	691 METALLIC STRUCTURES NES	2 977	942	534
792 AIRCRAFT,ASSOCTD.EQUIPNT	8	262	150	692 CONTAINERS,STORAGE,TRNSP	3 691	1 427	809
821 FURNITURE,CUSHIONS,ETC.	38	56	30	693 WIRE PRODUCTS EXCL.ELECT	63	162	92
841 MENS,BOYS CLOTHNG,X-KNIT	301	548	299	694 NAILS,SCREWS,NUTS,ETC.	555	421	235
843 MENS,BOYS CLOTHING,KNIT	36	63	37	695 TOOLS	1 330	2 314	1 306
845 OTHR.TEXTILE APPAREL,NES	61	181	108	696 CUTLERY	109	623	347
874 MEASURE,CONTRD INSTRMNT	120	292	170	697 HOUSEHOLD EQUIPMENT,NES	1 295	829	467
882 PHOTO.CINEMATDGRPH.SUPPL	3	656	351	699 MANUFACTS.BASE METAL,NES	4 226	2 624	1 500
896 WORKS OF ART,ANTIQUE ETC	3	82	45	712 STEAM TURBINES	4	182	99
897 GOLD,SILVERWARE,JEWEL NES		215	120	713 INTRNL COMBUS PSTN ENGIN	2 544	6 353	3 607
EXPORTS	590 717	311 089	176 904	714 ENGINES,MOTORS NON-ELECT	15	2 188	1 257
001 LIVE ANIMALS	2 413	1 358	740	716 ROTATING ELECTRIC PLANT	714	653	375
011 BOVINE MEAT	9 034	2 667	1 511	718 OTH.POWR.GENRNG.MACHNRY	18	598	343
017 MEAT,OFFL.PRPD,PRSD,NES	74	74	41	721 AGRIC.MACHINES,EX.TRACTR	255	403	226
022 MILK AND CREAM	7 271	1 455	816	722 TRACTORS	376	255	139
023 BUTTER,OTHER FAT OF MILK	767	177	102	723 CIVIL ENGINEERING EQUIPT	2 452	7 038	3 980
024 CHEESE AND CURD	4 286	1 664	954	724 TEXTILE,LEATHER MACHINES	1 449	5 270	3 032
046 MEAL,FLOUR OF WHEAT,MSLN	3 166	100	60	725 PAPER,PULP MILL MACHINES	187	325	182
048 CEREAL PREPARATIONS	282	208	115	726 PRINTNG,BOOKBINDNG MACHS	577	1 297	750
054 VEGETABLES	2 400	108	64	727 FOOD-PROCESS.MCH.NON DOM	224	1 581	877
061 SUGARS,MOLASSES,HONEY	22 778	1 090	638	728 OTH.MACH,PTS,SPCL INDUST	1 126	3 426	1 914
062 SUGAR CONFECTIONERY	330	181	104	731 METAL REMOVAL WORK TOOLS	421	231	133
071 COFFEE,COFFEE SUBSTITUTE	224	257	149	733 MACH-TOOLS,METAL-WORKING	339	274	153
081 ANIMAL FEED STUFF	4 156	478	275	735 PARTS,NES,FOR MACH-TOOLS	13	247	142
098 EDIBLE PRDD.PREPRTRS,NES	3 589	3 374	1 973	737 METALWORKING MACHNRY NES	68	160	94
232 SYNTHETIC RUBBER,ETC.	2 426	444	253	741 HEATING,COOLING EQUIP,PART	-	-	-
269 WORN CLOTHING,TEXTL.ARTL	14 853	2 868	1 627	742 PUMPS FOR LIQUIDS,PARTS	846	3 087	1 756
278 OTHER CRUDE MINERALS	1 982	84	48	743 PUMPS NES,CENTRIFUGS ETC	1 362	4 183	2 388
322 BRIQUETTES,LIGNITE,PEAT	7 125	380	207	744 MECHANICAL HANDLING EQUIP	2 024	2 408	1 375
325 COKE,SEMI-COKE,RET.CARBON	2 000	59	34	745 OTH.NONELEC MCH,TOOL,NES	1 193	4 895	2 848
334 PETROLEUM PRODUCTS	32 344	3 939	2 229	746 BALL OR ROLLER BEARINGS	195	616	342
335 RESIDUAL PETROL.PRODUCTS	5 423	372	211	747 TAPS,COCKS,VALVES,ETC.	1 087	2 843	1 603
422 FIXED VEG.FAT,OILS,OTHER	907	124	68	748 TRANSMISSIONS SHAFTS ETC	761	2 912	1 639
431 ANIMAL,VEG.FATS,OILS,NES	13 611	1 967	1 084	749 NON-ELECT MACH,PARTS,ETC	467	1 960	1 110
511 HYDROCARBONS,NES,DERIVTS	1 746	413	231	751 OFFICE MACHINES	171	392	218
512 ALCOHOL,PHENOL,ETC.DERIV	11 269	1 848	1 089	752 AUTOMATC.DATA PROC.EQUIP	37	983	541
513 CARBOXYLIC ACIDS,DERIVTS	607	251	139	759 PARTS,FDR OFFICE MACHINS	5	241	135
514 NITROGEN-FUNCT.COMPOUNDS	6 746	2 143	1 237	761 TELEVISION RECEIVERS ETC	305	723	417
515 ORGANO-INORGANIC COMPOUNDS	108	264	150	762 RADIO-BROADCAST RECEIVER	3	61	36
516 OTHER ORGANIC CHEMICALS	339	252	145	763 SOUND RECORDER,PHONOGRPH	6	122	69
522 INORGANIC CHEM.ELEMENTS	8 490	991	559	764 TELECOMM.EQUIP.PARTS NES	139	4 770	2 691
523 METAL.SALTS,INORGAN.ACID	30 837	1 735	975	771 ELECT POWER MACHNY.PARTS	379	486	275
524 OTHER CHEMICAL COMPOUNDS	2 218	536	301	772 ELECT.SWITCH.RELAY.CIRCUT	1 496	3 994	2 215
531 SYNTH.COLOURS,LAKES,ETC.	315	669	377	773 ELECTR.DISTRIB.EQPT NES	8 011	4 097	2 400
532 DYEING,TANNING MATERIALS	218	73	40	774 ELECTRO-MEDCL,XRAY EQUIP	124	1 131	639
533 PIGMENTS,PAINTS,ETC.	4 470	2 094	1 198	775 DOM.ELEC.NON-ELEC.EQUIPT	519	727	408
541 MEDICINES,ETC.EXC.GRP542	2 442	2 456	1 416	776 TRANSISTORS,VALVES,ETC.	1	126	69
542 MEDICAMENTS	2 497	11 345	6 494	778 ELECTRIC.MACH.APPART.NES	9 558	6 188	3 518
551 ESSENTL.DIL,PERFUME,FLAVR	221	496	279	781 PASS.MOTOR VEHCLS.EX.BUS	18 106	36 885	20 951
553 PERFUMERY,COSMETICS,ETC.	4 064	3 523	2 004	782 GOODS,SPCL TRANSPORT VEH	7 784	5 977	3 440
554 SOAP,CLEANERS,POLISH,ETC	7 958	2 296	1 314	783 ROAD MOTOR VEHICLES NES	3 625	5 522	3 136
562 FERTILIZER,EXCEPT GRP272	29 210	2 003	1 113	784 PARTS,TRACTORS,MOTOR VEH	19 487	25 286	14 324
571 POLYMERS OF ETHYLENE	687	118	68	786 TRAILERS,SEMI-TRAILR,ETC	915	587	336
572 POLYMERS OF STYRENE	15 306	3 974	2 249	792 AIRCRAFT,ASSOCTD.EQUIPNT	2	458	265
573 POLYMERS,VINYL CHLORIDE	2 208	452	265	812 PLUMBNG,SANITRY,EQPT.NES	1 068	449	257
574 POLYACETAL.POLYCARBONATE	3 143	646	378	813 LIGHTNG FIXTURES ETC.ETC	163	509	291
575 OTH.PLASTIC,PRIMARY FORM	7 991	2 753	1 562	821 FURNITURE,CUSHIONS,ETC.	1 752	2 668	1 518
579 PLASTIC WASTE,SCRAP ETC	4 715	221	121	831 TRUNK,SUIT-CASES,BAG,ETC	36	301	172
581 PLASTIC TUBE,PIPE,HOSE	261	261	150	841 MENS,BOYS CLOTHNG,X-KNIT	20	341	189
582 PLASTIC PLATE,SHEETS,ETC	6 077	2 586	1 472	842 WOMEN,GIRL CLOTHNG,XKNIT	40	1 290	729
591 INSECTICIDES,ETC.	2 707	2 464	1 378	844 WOMEN,GIRLS CLOTHNG.KNIT	59	625	351
				845 OTHR.TEXTILE APPAREL,NES	25	397	222
				846 CLOTHING ACCESSRS,FABRIC	22	129	72
				848 CLOTHING,NDNTXTL;HEADGEAR	194	212	116
				851 FOOTWEAR	14	112	62



7 IMPORTS AND EXPORTS (SPECIAL TRADE) BY COUNTRIES OF PRODUCTION AND CONSUMPTION AND BY GROUPS OF THE SITC-REV. III 1988

GROUP DESCRIPTION	DT = 100 KG	1 000 DM	1 000 \$	GROUP DESCRIPTION	DT = 100 KG	1 000 DM	1 000 \$
871 OPTICAL INSTRUMENTS, NES	15	6 095	3 492	071 COFFEE, COFFEE SUBSTITUTE	2 167	2 559	1 456
872 MEDICAL INSTRUMENTS NES	183	2 647	1 519	072 COCOA	827	327	185
873 METERS, COUNTERS, NES	1 794	3 494	2 037	073 CHOCOLATE, OTH. COCOA PREP	1 988	1 405	790
874 MEASURE, CONTROL INSTRMNT	235	5 419	3 071	075 SPICES	73	175	101
881 PHOTOGRAPH APPAR. ETC. NES	77	708	380	081 ANIMAL FEED STUFF	8 627	1 587	899
882 PHOTO. CINEMATOGRPH. SUPPL	1 823	2 984	1 708	091 MARGARINE AND SHORTENING	396	90	54
884 OPTICAL GOODS NES	1	111	64	098 EDIBLE PROD. PREPRPTS, NES	20 175	13 088	7 469
885 WATCHES AND CLOCKS	5	91	50	111 NON-ALCOHOL. BEVERAGE, NES	5 509	1 660	951
891 ARMS AND AMMUNITION	4	221	120	112 ALCOHOLIC BEVERAGES	1 850	186	106
892 PRINTED MATTER	524	1 424	813	122 TOBACCO, MANUFACTURED	12 227	14 659	8 291
893 ARTICLES, NES, OF PLASTICS	1 714	1 650	941	232 SYNTHETIC RUBBER, ETC.	5 523	643	363
894 BABY CARRIAGE, TOYS, GAMES	322	472	267	248 WOOD, SIMPLY WORKED	164	168	99
895 OFFICE, STATIONERY SUPPLS	829	1 084	619	266 SYNTHETIC FIBRES	124	79	48
896 WORKS OF ART, ANTIQUE ETC		53	30	269 WORN CLOTHING, TEXTL. ARTL	4 535	517	293
897 GOLD, SILVERWARE, JEWEL NES		697	401	272 FERTILIZERS, CRUDE	6 153	311	175
898 MUSICAL INSTRUMENTS, ETC.	44	261	146	273 STONE, SAND AND GRAVEL	8 515	180	105
899 MISC MANUFCTRD GOODS NES	103	581	338	278 OTHER CRUDE MINERALS	35 799	1 335	773
SAUDI ARABIA				282 FERROUS WASTE AND SCRAP	422 837	8 468	4 715
IMPORTS				287 ORE, CONCENTR. BASE METALS	2 100	378	217
041 WHEAT, MESLIN, UNMILLED	48 926 292	1 164 236	656 652	288 NON-FERROUS WASTE, SCRAP	11 902	68	36
054 VEGETABLES	7 495	495	292	292 CRUDE VEG. MATERIALS, NES	86	65	33
282 FERROUS WASTE AND SCRAP	1 025	208	117	321 COAL, NOT AGGLOMERATED	20 000	482	285
288 NON-FERROUS WASTE, SCRAP	49 144	16 242	9 233	322 BRIQUETTES, LIGNITE, PEAT	74 147	1 572	869
289 PREC. METAL ORES, CONCRTRS	12	382	210	334 PETROLEUM PRODUCTS	6 081	1 605	916
291 CRUDE ANIMAL MATERLS. NES	192	748	425	335 RESIDUAL PETROL. PRODUCTS	2 120	346	196
333 PETROLEUM OILS, CRUDE	47 417 210	953 694	536 672	421 FXED VEG. FAT, OILS, SOFT	44 994	5 598	3 056
334 PETROLEUM PRODUCTS	210 843	5 865	3 356	422 FXED VEG. FAT, OILS, OTHER	847	181	99
342 LIQUEFIED PROPANE, BUTANE	102 719	2 673	1 617	425 ANIMAL, VEG. FATS, OILS, NES	21 765	3 934	2 217
511 HYDROCARBONS, NES, DERIVTS	12 046	2 776	1 650	511 HYDROCARBONS, NES, DERIVTS	24 192	5 192	2 942
512 ALCOHOL, PHENOL, ETC. DERIV	480 271	16 053	9 154	512 ALCOHOL, PHENOL, ETC. DERIV	6 792	1 504	836
515 ORGANO-INORGANIC COMPNDS	33 078	6 515	3 694	513 CARBOXYLIC ACIDS, DERIVTS	8 919	2 218	1 265
516 OTHER ORGANIC CHEMICALS	17 801	3 914	2 248	514 NITROGEN-FUNCT. COMPOUNDS	25 396	7 593	4 353
541 MEDICINES, ETC. EXC. GRP542	54	80	45	515 ORGANO-INORGANIC COMPNDS	25 025	5 938	3 390
542 MEDICAMENTS	24	116	61	516 OTHER ORGANIC CHEMICALS	8 071	4 771	2 701
553 PERFUMERY, COSMETICS, ETC.	25	90	52	522 INORGANIC CHEM. ELEMENTS	14 034	4 109	2 325
571 POLYMERS OF ETHYLENE	517 051	101 741	57 761	523 METAL. SALTS, INORGAN. ACID	154 345	10 510	6 051
573 POLYMERS, VINYL CHLORIDE	54 118	8 655	4 971	524 OTHER CHEMICAL COMPOUNDS	7 048	1 137	663
575 OTH. PLASTIC, PRIMARY FORM	511	108	61	531 SYNTH. COLOURS, LAKES, ETC.	659	1 367	770
581 PLASTIC TUBE, PIPE, HOSE	13	89	53	532 DYING, TANNING MATERIALS	2 103	417	243
582 PLASTIC PLATE, SHEETS, ETC	2 221	265	157	533 PIGMENTS, PAINTS, ETC.	76 547	22 036	12 592
611 LEATHER	108	129	73	541 MEDICINES, ETC. EXC. GRP542	1 896	10 945	6 173
661 LIME, CEMENT, CONSTR. MATRL	530	55	33	542 MEDICAMENTS	20 776	115 051	65 222
667 PEARLS, PRECIOUS STONES				551 ESSNTL. OIL, PERFUME, FLAVR	2 331	5 469	3 119
684 ALUMINIUM	3 399	1 744	955	553 PERFUMERY, COSMETICS, ETC.	43 335	37 245	21 367
687 TIN	151	179	106	554 SOAP, CLEANERS, POLISH, ETC	30 048	8 636	4 915
713 INTRNL COMBUS PSTN ENGIN	558	675	386	562 FERTILIZER, EXCEPT GRP272	88 107	5 165	2 954
714 ENGINES, MOTORS NON-ELECT	215	3 756	2 167	571 POLYMERS OF ETHYLENE	27 121	7 358	4 257
716 ROTATING ELECTRIC PLANT	697	1 228	699	572 POLYMERS OF STYRENE	14 681	3 837	2 215
718 OTH. POWR. GENRTNG. MACHNRY	107	4 025	2 310	573 POLYMERS, VINYL CHLORIDE	2 202	703	402
723 CIVIL ENGINEERING EQUIPT	191	81	42	574 POLYACETAL, POLYCARBONATE	15 765	6 958	3 900
725 PAPER, PULP MILL MACHINES	44	241	129	575 OTH. PLASTIC, PRIMARY FORM	41 326	15 128	8 734
726 PRINTNG, BOOKBINDNG MACHS	3	65	36	579 PLASTIC WASTE, SCRAP ETC	14 242	898	506
728 OTH. MACH. PTS, SPLCL INDUST	40	145	83	581 PLASTIC TUBE, PIPE, HOSE	1 300	1 967	1 129
741 HEATING, COOLNG EQUIP, PART	32	210	113	582 PLASTIC PLATE, SHEETS, ETC	47 710	25 516	14 551
742 PUMPS FOR LIQUIDS, PARTS	134	204	118	583 MONOFILAMENT OF PLASTICS	13 431	525	290
743 PUMPS NES, CENTRIFUGS ETC	82	219	118	591 INSECTICIDES, ETC.	13 559	23 236	13 039
745 OTH. NONELEC MCH, TOOL, NES	77	204	120	592 STARCHES, INULIN, ETC.	18 880	7 612	4 357
747 TAPS, COCKS, VALVES, ETC.	14	424	236	597 PREPRD ADDITIVES, LIQUIDS	12 159	4 246	2 455
748 TRANSMISSIONS SHAFTS ETC	211	505	279	598 MISC. CHEMICAL PRODT. NES	105 829	32 988	18 853
749 NON-ELECT MACH. PARTS, ETC	11	1 748	997	600 CPL INDR PLANT CHAP 69-76	638	241	130
752 AUTOMATC. DATA PROC. EQUIP	3	125	74	611 LEATHER	283	618	333
759 PARTS, FOR OFFICE MACHINS	9	243	138	612 MANUFACT. LEATHER ETC. NES	9	86	49
764 TELECOMM. EQUIP. PARTS NES	1	643	369	621 MATERIALS OF RUBBER	2 684	2 627	1 496
771 ELECT POWER MACHNY. PARTS	2 926	1 477	826	625 RUBBER TYRES, TUBES, ETC.	16 713	12 072	6 891
772 ELEC. SWITCH. RELAY. CIRCUIT	143	474	265	629 ARTICLES OF RUBBER, NES	2 270	6 482	3 685
773 ELECTR DISTRIB. EQPT NES	54	270	151	633 CORK MANUFACTURES	12	77	45
774 ELECTRO-MEDCL. XRAY EQUIP	2	138	77	634 VENEERS, PLYWOOD, ETC.	24 478	4 545	2 609
776 TRANSISTORS, VALVES, ETC.	1	53	30	635 WOOD MANUFACTURES, NES	10 928	4 580	2 625
778 ELECTRIC MACH. APPART. NES	8	70	43	641 PAPER AND PAPERBOARD	122 367	27 200	15 414
781 PASS. MOTOR VEHCLS. EX. BUS	358	943	537	642 PAPER, PAPERBOARD, CUT ETC	42 520	14 034	7 984
784 PARTS, TRACTORS, MOTOR VEH	175	137	75	651 TEXTILE YARN	2 034	3 913	2 242
792 AIRCRAFT, ASSOCTD. EQUIPNT	26	1 503	849	652 COTTON FABRICS, WOVEN	665	2 488	1 408
842 WOMEN, GIRL CLOTHNG, XKNIT	59	97	57	653 FABRICS, MAN-MADE FIBRES	2 083	7 033	4 043
848 CLOTHNG, NONXTL.; HEADGEAR	11	59	34	654 OTH. TEXTILE FABRIC, WOVEN	815	1 702	968
872 MEDICAL INSTRUMENTS NES	7	209	122	655 KNIT, CROCHET, FABRIC NES	441	1 180	665
874 MEASURE, CONTROL INSTRMNT	13	1 110	622	656 TULLE, LACE, EMBROIDRY, ETC	119	411	230
892 PRINTED MATTER	190	334	187	657 SPECIAL YARN, TXTL. FABRIC	6 672	6 281	3 584
EXPORTS				658 TEXTILE ARTICLES NES	1 903	2 199	1 235
001 LIVE ANIMALS	6 649	5 970	3 485	659 FLOOR COVERINGS, ETC.	2 987	6 113	3 545
011 BOVINE MEAT	56 239	14 289	8 182	661 LIME, CEMENT, CONSTR. MATRL	92 215	9 104	5 192
017 MEAT, OFFL. PRPD, PRSVD, NES	802	487	274	662 CLAY, REFRCT. CONSTR. MATRL	156 049	18 409	10 492
022 MILK AND CREAM	217 587	63 778	36 201	663 MINERAL MANUFACTURES, NES	24 681	9 189	5 252
023 BUTTER, OTHER FAT OF MILK	4 100	900	513	664 GLASS	52 155	7 645	4 347
024 CHEESE AND CURD	38 182	15 146	8 684	665 GLASSWARE	40 357	8 758	4 937
025 EGGS, BIRDS, YOLKS, ALBUMIN	1 012	503	290	666 POTTERY	963	2 758	1 545
037 FISH ETC. PREPD, PRSVD. NES	31	363	207	667 PEARLS, PRECIOUS STONES			
043 BARLEY, UNMILLED	5 215 616	85 126	47 598	671 PIG IRON, SPIEGELEISN, ETC	1 013	1 665	971
047 OTHER CEREAL MEAL, FLOURS	4 016	177	98	673 FLAT-ROLLED IRON ETC.	1 008 636	64 425	36 860
048 CEREAL PREPARATIONS	12 917	6 629	3 721	674 FLAT-ROLLED PLATED IRON	292 635	35 340	20 240
056 VEGETABLES, PRPD, PRSVD, NES	696	421	237	675 FLAT-ROLLED, ALLOY STEEL	4 986	1 353	779
058 FRUIT, PRESERVED, PREPARED	4 024	1 337	764	676 IRON, STL. BAR, SHAPES ETC.	29 894	2 823	1 629
059 FRUIT, VEGETABLE JUICES	1 138	289	162	677 RAILWAY TRACK IRON, STEEL	655	116	69
061 SUGARS, MOLASSES, HONEY	502 991	25 421	14 165	678 WIRE OF IRON OR STEEL	2 424	425	240
062 SUGAR CONFECTIONERY	3 821	1 984	1 131	679 TUBES, PIPES, ETC. IRON, STL	127 030	20 978	12 053
				681 SILVER, PLATINUM, ETC.	215	1 240	702
				682 COPPER	15 006	10 070	5 728
				683 NICKEL	66	208	121
				684 ALUMINIUM	167 499	86 949	49 408
				685 LEAD	5 459	1 030	583

7 IMPORTS AND EXPORTS (SPECIAL TRADE) BY COUNTRIES OF PRODUCTION AND CONSUMPTION AND BY GROUPS OF THE SITC-REV. III 1988

GROUP DESCRIPTION	DT = 100 KG	1 000 DM	1 000 \$	GROUP DESCRIPTION	DT = 100 KG	1 000 DM	1 000 \$
686 ZINC	6 591	1 463	828	288 NON-FERROUS WASTE, SCRAP	20 288	7 035	3 938
691 METALLIC STRUCTURES NES	31 331	19 526	11 077	333 PETROLEUM OILS, CRUDE	1 366 766	20 780	11 655
692 CONTAINERS, STORAGE, TRNSP	891	1 274	731	334 PETROLEUM PRODUCTS	4 768 235	119 746	67 808
693 WIRE PRODUCTS EXCL. ELECT	3 098	1 299	722	335 RESIDUAL PETROL. PRODUCTS	10 014	222	125
694 NAILS, SCREWS, NUTS, ETC.	5 236	4 815	2 730	342 LIQUEFIED PROPANE, BUTANE	158 561	4 294	2 553
695 TOOLS	7 121	17 793	10 008	542 MEDICAMENTS	5	197	105
696 CUTLERY	2 314	10 752	6 083	625 RUBBER TYRES, TUBES, ETC.	123	212	114
697 HOUSEHOLD EQUIPMENT, NES	3 402	6 895	3 911	659 FLOOR COVERINGS, ETC.	126	487	272
699 MANUFACTS. BASE METAL, NES	34 803	34 223	19 327	664 GLASS	3 968	1 858	1 054
700 CPL IND PLANT (84/85/87)	8 237	39 802	23 380	716 ROTATING ELECTRIC PLANT	91	135	76
711 STEAM GENER. BOILERS, ETC.	1 178	2 179	1 216	725 PAPER, PULP MILL MACHINES	12	105	60
712 STEAM TURBINES	20	1 083	623	726 PRINTNG, BOOKBINDNG MACHS	30	63	35
713 INTRNL COMBUS PSTN ENGIN	10 771	45 696	26 117	742 PUMPS FOR LIQUIDS, PARTS	4	116	70
714 ENGINES, MOTORS NON-ELECT	222	25 839	14 791	743 PUMPS NES, CENTRIFUGS ETC	14	146	82
716 ROTATING ELECTRIC PLANT	10 894	26 345	15 249	748 TRANSMISSIONS SHAFTS ETC	88	486	293
718 OTH. POWR. GENRTNG. MACHNRY	406	3 146	1 805	749 NON-ELECT MACH. PARTS, ETC	29	153	90
721 AGRIC. MACHINES, EX. TRACTR	12 566	17 349	9 816	752 AUTOMATC. DATA PROC. EQUIP	6	112	64
722 TRACTORS	8 301	10 675	5 909	759 PARTS, FOR OFFICE MACHINS	12	71	42
723 CIVIL ENGINEERING EQUIPT	6 780	13 070	7 389	764 TELECOMM. EQUIP. PARTS NES	4	211	120
724 TEXTILE, LEATHER MACHINES	1 171	3 472	1 962	771 ELECT POWER MACHNY. PARTS	13	576	334
725 PAPER, PULP MILL MACHINES	462	2 020	1 150	772 ELEC. SWITCH. RELAY. CIRCUIT	2	115	65
726 PRINTNG, BOOKBINDNG MACHS	3 365	11 495	6 620	776 TRANSISTORS, VALVES, ETC.	4	131	78
727 FOOD-PROCESS. MCH. NON DOM	1 987	11 401	6 443	781 PASS. MOTOR VEHCLS. EX. BUS	77	123	70
728 OTH. MACH. PTS. SPCL INDUST	16 066	40 778	23 224	782 GOODS, SPCL TRANSPORT VEH	519	1 411	821
731 METAL REMOVAL WORK TOOLS	478	2 379	1 335	792 AIRCRAFT, ASSOCTD. EQUIPNT	9	2 712	1 526
733 MACH-TOOLS, METAL-WORKING	1 879	6 169	3 415	842 WOMEN, GIRL CLOTHNG, XKNIT	23	174	95
735 PARTS, NES, FOR MACH-TOOLS	464	4 941	2 842	874 MEASURE, CONTROL INSTRMNT	23	761	432
737 METALWORKING MACHNRY NES	2 449	5 544	3 162	971 GOLD, NONMONTYRY EXCL ORES	625	625	349
741 HEATNG, COOLNG EQUIP, PART							
742 PUMPS FOR LIQUIDS, PARTS	6 604	24 802	14 054	EXPORTS	1 436 676	706 425	402 087
743 PUMPS NES, CENTRIFUGS ETC	12 134	24 777	14 014				
744 MECHANICAL HANDLING EQUIP	18 715	32 951	18 518	001 LIVE ANIMALS	4 068	1 731	1 006
745 OTH. NONELEC MCH. TOOL, NES	6 968	35 729	20 446	011 BOVINE MEAT	14 229	4 313	2 511
746 BALL DR ROLLER BEARINGS	2 153	6 050	3 455	017 MEAT, OFFL. PRPD, PRSVD, NES	597	544	311
747 TAPS, COCKS, VALVES, ETC.	22 566	51 389	28 908	022 MILK AND CREAM	40 877	13 388	7 566
748 TRANSMISSIONS SHAFTS ETC	3 011	12 004	6 849	023 BUTTER, OTHER FAT OF MILK	580	190	109
749 NON-ELECT MACH. PARTS, ETC	4 572	15 251	8 686	024 CHEESE AND CURD	22 114	9 975	5 692
751 OFFICE MACHINES	762	3 687	2 097	025 EGGS, BIRDS, YOLKS, ALBUMIN	3 040	1 456	819
752 AUTOMATC. DATA PROC. EQUIP	261	8 943	5 000	037 FISH ETC. PREPD, PRSVD. NES	21	222	123
759 PARTS, FOR OFFICE MACHINS	112	1 809	1 032	043 BARLEY, UNMILLED	70 277	1 450	802
761 TELEVISION RECEIVERS ETC	282	1 003	564	048 CEREAL PREPARATIONS	5 606	3 687	2 086
762 RADIO-BROADCAST RECEIVER	142	587	335	056 VEGETABLES, PRPD, PRSVD, NES	662	308	177
763 SOUND RECORDER, PHONOGRPH	48	714	407	057 FRUIT, NUTS EXCL. OIL NUTS	61	57	35
764 TELECOMM. EQUIP, PARTS NES	2 957	22 146	12 562	058 FRUIT, PRESERVED, PREPARED	247	136	80
771 ELECT POWER MACHNY. PARTS	20 570	20 605	11 737	059 FRUIT, VEGETABLE JUICES	522	115	63
772 ELEC. SWITCH. RELAY. CIRCUIT	11 411	64 254	36 799	061 SUGARS, MOLASSES, HONEY	365 575	15 961	9 148
773 ELECTR DISTRIBT. EQPT NES	38 033	42 500	24 461	062 SUGAR CONFECTIONERY	1 375	813	463
774 ELECTRO-MEDCL. XRAY EQUIP	6 637	14 830	8 500	071 COFFEE, COFFEE SUBSTITUTE	502	555	314
775 DOM. ELEC. NON-ELEC. EQUIPT	9 962	16 518	9 397	072 COCOA	71	51	30
776 TRANSISTORS, VALVES, ETC.	545	2 673	1 488	073 CHOCOLATE, OTH. COCOA PREP	1 802	1 382	789
778 ELECTRIC. MACH. APPART. NES	46 796	43 348	24 595	074 TEA AND MATE	36	74	40
781 PASS. MOTOR VEHCLS. EX. BUS	31 209	114 502	65 235	075 SPICES	81	120	68
782 GOODS, SPCL TRANSPORT VEH	70 539	64 963	36 730	081 ANIMAL FEED STUFF	5 952	590	329
783 ROAD MOTOR VEHICLES NES	99 748	142 000	79 661	091 MARGARINE AND SHORTENING	322	61	35
784 PARTS, TRACTORS, MOTOR VEH	95 644	167 779	95 368	098 EDIBLE PROD. PREPRTNS, NES	5 714	5 902	3 411
785 CYCLES, MOTORCYCLES ETC.	211	219	123	111 NON-ALCOHOL. BEVERAGE, NES	980	185	107
786 TRAILERS, SEMI-TRAILR, ETC	29 533	11 921	6 758	122 TOBACCO, MANUFACTURED	55	161	88
791 RAILWAY VEHICLES. EQUIPNT	902	933	538	232 SYNTHETIC RUBBER, ETC.	311	250	140
792 AIRCRAFT, ASSOCTD. EQUIPNT	31	3 036	1 712	251 PULP AND WASTE PAPER	5 151	747	426
793 SHIP, BOAT, FLOAT. STRUCTRS	1 708	15 162	8 182	273 STONE, SAND AND GRAVEL	2 854	83	45
800 CPL IND PLANT CHAP 90/94	516	9 516	5 441	278 OTHER CRUDE MINERALS	3 529	212	125
811 PREFABRICATED BUILDINGS	1 395	1 278	755	291 CRUDE ANIMAL MATERLS. NES	501	69	39
812 PLUMBNG, SANITRY, EQPT. ETC	2 494	1 892	1 079	322 BRIOQUETTES, LGNITE, PEAT	26 197	985	568
813 LIGHTNG FIXTURES ETC. NES	5 103	22 107	12 638	334 PETROLEUM PRODUCTS	5 407	1 167	663
821 FURNITURE, CUSHIONS, ETC.	29 724	24 373	13 883	335 RESIDUAL PETROL. PRODUCTS	496	60	33
831 TRUNK, SUIT-CASES, BAG, ETC	195	2 100	1 206	421 FIXED VEG. FAT, OILS, SOFT	10 614	1 171	667
841 MENS, BOYS CLOTHNG, X-KNIT	279	3 099	1 768	422 FIXED VEG. FAT, OILS, OTHER	1 282	164	93
842 WOMEN, GIRL CLOTHNG, XKNIT	123	2 121	1 170	431 ANIMAL, VEG. FATS, OILS, NES	1 278	236	135
843 MENS, BOYS CLOTHNG, KNIT	16	216	122	511 HYDROCARBONS, NES, DERIVTS	8 006	1 758	1 001
844 WOMEN, GIRLS CLOTHNG. KNIT	127	1 827	1 034	512 ALCOHOL, PHENOL, ETC. DERIV	4 201	844	488
845 OTH. TEXTILE APPAREL, NES	173	2 243	1 257	513 CARBOXYLIC ACIDS, DERIVTS	21 490	3 999	2 255
846 CLOTHING ACCESSRS, FABRIC	55	545	306	514 NITROGEN-FUNCT. COMPOUNDS	7 320	2 436	1 385
848 CLOTHNG, NONTXTL; HEADGEAR	158	605	338	515 ORGANO-INORGANIC COMPNDS	721	537	301
851 FOOTWEAR	376	2 129	1 221	516 OTHER ORGANIC CHEMICALS	201	268	149
871 OPTICAL INSTRUMENTS, NES	57	2 535	1 427	522 INORGANIC CHEM. ELEMENTS	35 985	4 765	2 699
872 MEDICAL INSTRUMENTS NES	2 977	30 266	17 197	523 METAL. SALTS, INORGAN. ACID	25 804	2 001	1 136
873 METERS, COUNTERS, NES	390	1 275	729	531 SYNTH. COLOURS, LAKES, ETC.	550	946	538
874 MEASURE, CONTROL INSTRMNT	2 585	39 935	22 838	533 PIGMENTS, PAINTS, ETC.	15 783	4 309	2 452
881 PHOTOGRAPH APPAR. ETC. NES	394	3 610	2 038	541 MEDICINES, ETC. EXC. GRP542	458	3 348	1 917
882 PHOTD. CINEMATGRPH. SUPPL	7 948	10 292	5 857	542 MEDICAMENTS	1 815	16 525	9 395
884 OPTICAL GOODS NES	74	4 893	2 768	551 ESSNTL. OIL, PERFUME, FLAVR	51	211	120
885 WATCHES AND CLOCKS	635	7 866	4 485	553 PERFUMERY, COSMETICS, ETC.	10 496	11 815	6 707
891 ARMS AND AMMUNITION	809	3 114	1 764	554 SOAP, CLEANERS, POLISH, ETC	16 120	4 902	2 816
892 PRINTED MATTER	2 860	6 775	3 850	571 POLYMERS OF ETHYLENE	325	80	47
893 ARTICLES, NES, OF PLASTICS	30 371	29 083	16 544	572 POLYMERS OF STYRENE	23 603	5 974	3 457
894 BABY CARRIAGE, TOYS, GAMES	1 486	1 816	1 014	573 POLYMERS, VINYL CHLORIDE	807	226	129
895 OFFICE, STATIONERY SUPPLS	3 330	8 736	4 962	574 POLYACETAL, POLYCARBONATE	2 916	984	570
896 WORKS OF ART, ANTIQUE ETC	3	979	588	575 OTH. PLASTIC, PRIMARY FORM	7 657	3 498	1 987
897 GOLD, SILVERWARE, JEWEL NES	73	5 370	3 060	581 PLASTIC TUBE, PIPE, HOSE	1 541	1 372	782
898 MUSICAL INSTRUMENTS, ETC.	625	2 675	1 514	582 PLASTIC PLATE, SHEETS, ETC	4 722	4 124	2 349
899 MISC MANUFACTRD GOODS NES	2 076	5 856	3 287	583 MONOFILAMENT OF PLASTICS	1 72	75	42
941 COMPL IND PLANT CHAPT 99	2 110	1 669	918	591 INSECTICIDES, ETC.	1 019	874	499
971 GOLD, NONMONTYRY EXCL ORES	6	13 310	7 214	592 STARCHES, INULIN, ETC.	3 170	2 241	1 273
				597 PREPRD ADDITIVES, LIQUIDS	257	129	70
				598 MISC. CHEMICAL PRODTS. NES	21 928	6 374	3 623
				611 LEATHER	13	94	52
				612 MANUFACT. LEATHER ETC. NES	4	69	38
				621 MATERIALS OF RUBBER	806	997	562
				625 RUBBER TYRES, TUBES, ETC.	6 917	3 699	2 108
KUWAIT							
IMPORTS	6 336 133	170 070	96 369				
282 FERROUS WASTE AND SCRAP	5 034	1 053	612				



## 7 IMPORTS AND EXPORTS (SPECIAL TRADE) BY COUNTRIES OF PRODUCTION AND CONSUMPTION AND BY GROUPS OF THE SITC-REV. III 1988

GROUP DESCRIPTION	DT = 100 KG	1 000 DM	1 000 \$	GROUP DESCRIPTION	DT = 100 KG	1 000 DM	1 000 \$
629 ARTICLES OF RUBBER, NES	806	1 931	1 090	871 OPTICAL INSTRUMENTS, NES	8	554	317
634 VENEERS, PLYWOOD, ETC.	721	261	145	872 MEDICAL INSTRUMENTS NES	476	3 034	1 725
635 WOOD MANUFACTURES, NES	1 539	854	469	873 METERS, COUNTERS, NES	33	248	140
641 PAPER AND PAPERBOARD	26 733	5 066	2 848	874 MEASURE, CONTROL INSTRMNT	562	10 375	5 893
642 PAPER, PAPERBOARD, CUT ETC	10 582	5 338	3 071	881 PHOTOGRAPH APPAR. ETC. NES	104	1 052	594
651 TEXTILE YARN	303	338	192	882 PHOTO. CINEMATOGRPH. SUPPL	3 284	5 289	3 024
652 COTTON FABRICS, WOVEN	286	1 070	603	884 OPTICAL GOODS NES	8	1 413	807
653 FABRICS, MAN-MADE FIBRES	561	2 227	1 266	885 WATCHES AND CLOCKS	164	2 959	1 682
654 OTH. TEXTILE FABRIC, WOVEN	13	67	36	892 PRINTED MATTER	1 320	2 122	1 221
655 KNIT. CROCHET. FABRIC NES	352	1 139	635	893 ARTICLES, NES, OF PLASTICS	4 115	5 529	3 140
656 TULLE, LACE, EMBROIDRY. ETC	13	72	41	894 BABY CARRIAGE, TOYS, GAMES	1 331	1 920	1 091
657 SPECIAL YARN, TXTL. FABRIC	1 017	1 171	655	895 OFFICE, STATIONERY SUPPLS	886	2 467	1 381
658 TEXTILE ARTICLES NES	169	876	490	897 GOLD, SILVERWARE, JEWEL NES	18	926	532
659 FLOOR COVERINGS, ETC.	204	286	166	898 MUSICAL INSTRUMENTS, ETC.	532	1 744	989
661 LIME, CEMENT, CONSTR. MATRL	2 199	119	67	899 MISC MANUFCTRD GOODS NES	591	1 766	985
662 CLAY, REFRACT. CONSTR. MATRL	24 910	2 941	1 640	971 GOLD, NONMONTRY EXCL ORES	12	27 480	15 608
663 MINERAL MANUFACTURES, NES	27 603	2 575	1 457				
664 GLASS	2 056	525	296	BAHRAIN			
665 GLASSWARE	568	847	481	IMPORTS	61 008	26 524	15 184
666 POTTERY	228	655	372	288 NON-FERROUS WASTE, SCRAP	1 650	348	193
673 FLAT-ROLLED IRON ETC.	111 774	8 006	4 580	512 ALCOHOL, PHENOL, ETC. DERIV	20 942	625	370
674 FLAT-ROLLED PLATED IRON	6 684	812	484	652 COTTON FABRICS, WOVEN	162	120	66
675 FLAT-ROLLED, ALLOY STEEL	202	78	43	684 ALUMINIUM	36 828	15 109	8 577
676 IRON, STL. BAR, SHAPES ETC.	13 068	1 310	745	712 STEAM TURBINES	2	157	84
678 WIRE OF IRON OR STEEL	785	166	99	714 ENGINES, MOTORS NON-ELECT	10	1 188	679
679 TUBES, PIPES, ETC. IRON, STL	168 487	26 464	15 094	718 OTH. POWR. GENRTRNG. MACHNRY	17	824	485
681 SILVER, PLATINUM, ETC.	15	467	267	748 TRANSMISSIONS SHAFTS ETC	27	360	205
682 COPPER	4 250	2 750	1 562	774 ELECTRO-MEDCL. XRAY EQUIP	297	54	32
684 ALUMINIUM	3 472	3 402	1 938	781 PASS. MOTOR VEHCLS. EX. BUS	29	84	50
686 ZINC	2 174	522	297	874 MEASURE, CONTROL INSTRMNT	3	206	121
691 METALLIC STRUCTURES NES	14 782	7 982	4 590	885 WATCHES AND CLOCKS		214	125
692 CONTAINERS, STORAGE, TRNSP	4 459	1 038	601	897 GOLD, SILVERWARE, JEWEL NES		126	70
693 WIRE PRODUCTS EXCL. ELECT	1 122	1 939	1 114				
694 NAILS, SCREWS, NUTS, ETC.	1 199	1 204	669	EXPORTS	404 476	154 889	88 042
695 TOOLS	1 389	3 973	2 235	011 BOVINE MEAT	211	75	43
696 CUTLERY	459	2 750	1 550	012 OTHER MEAT, MEAT OFFAL	1 370	144	81
697 HOUSEHOLD EQUIPMENT, NES	833	1 315	739	017 MEAT, OFFL. PRPD, PRSVD, NES	77	83	49
699 MANUFACT. BASE METAL, NES	13 690	10 853	6 217	022 MILK AND CREAM	12 187	1 799	1 026
711 STEAM GENER. BOILERS, ETC.	10 465	3 760	2 226	024 CHEESE AND CURD	4 572	2 426	1 381
712 STEAM TURBINES	6	259	147	048 CEREAL PREPARATIONS	893	502	282
713 INTRNL COMBUS PSTN ENGIN	2 014	9 353	5 333	071 COFFEE, COFFEE SUBSTITUTE	100	120	71
714 ENGINES, MOTORS NON-ELECT	58	12 427	7 133	073 CHOCOLATE, OTH. COCOA PREP	152	130	73
716 ROTATING ELECTRIC PLANT	470	2 798	1 590	098 EDIBLE PROD. PREPRTRS, NES	205	145	81
718 OTH. POWR. GENRTRNG. MACHNRY	20	528	295	111 NON-ALCOHOL. BEVERAGE, NES	614	96	54
721 AGRIC. MACHINES, EX. TRACTR	169	284	164	112 ALCOHOLIC BEVERAGES	3 442	672	375
723 CIVIL ENGINEERING EQUIPT	1 634	3 390	1 893	122 TOBACCO, MANUFACTURED	274	357	206
724 TEXTILE, LEATHER MACHINES	109	356	199	273 STONE, SAND AND GRAVEL	933	84	47
725 PAPER, PULP MILL MACHINES	176	686	393	322 BRIQUETTES, LIGNITE, PEAT	1 719	57	30
726 PRINTNG. BOOKBINDNG MACHS	851	4 201	2 359	334 PETROLEUM PRODUCTS	744	147	85
727 FOOD-PROCESS. MCH. NON DOM	161	904	513	335 RESIDUAL PETROL. PRODUCTS	132 813	5 296	3 143
728 OTH. MACH. PTS, SPCL INDUST	3 017	5 717	3 230	511 HYDROCARBONS, NES, DERIVTS	2 337	521	294
731 METAL REMOVAL WORK TOOLS	46	232	138	514 NITROGEN-FUNCT. COMPOUNDS	833	270	156
733 MACH-TOOLS, METAL-WORKING	662	2 164	1 197	516 OTHER ORGANIC CHEMICALS	3 775	539	295
735 PARTS, NES, FOR MACH-TOOLS	35	388	219	522 INORGANIC CHEM. ELEMENTS	2 036	397	226
737 METALWORKING MACHNRY NES	40	448	260	523 METAL. SALTS, INORGAN. ACID	13 184	801	448
741 HEATNG, COOLNG EQUIP, PART	.	.	.	524 OTHER CHEMICAL COMPOUNDS	287	221	129
742 PUMPS FOR LIQUIDS, PARTS	1 245	7 445	4 255	533 PIGMENTS, PAINTS, ETC.	2 188	928	523
743 PUMPS NES, CENTRIFUGS ETC	815	4 213	2 387	541 MEDICINES, ETC. EXC. GRP542	252	904	508
744 MECHANICAL HANDLING EQUIP	2 638	4 650	2 630	542 MEDICAMENTS	528	2 036	1 154
745 OTH. NONELEC MCH, TOOL, NES	1 779	5 954	3 372	551 ESSENTL. OIL, PERFUME, FLAVR	21	104	61
746 BALL OR ROLLER BEARINGS	313	995	556	553 PERFUMERY, COSMETICS, ETC.	2 173	2 644	1 507
747 TAPS, COCKS, VALVES, ETC.	6 727	13 956	7 907	554 SOAP, CLEANERS, POLISH, ETC	2 229	851	477
748 TRANSMISSIONS SHAFTS ETC	655	3 131	1 786	572 POLYMERS OF STYRENE	1 500	393	222
749 NON-ELECT MACH. PARTS, ETC	551	4 225	2 365	574 POLYACETAL, POLYCARBONATE	2 283	582	324
751 OFFICE MACHINES	296	2 146	1 197	575 OTH. PLASTIC, PRIMARY FORM	740	437	250
752 AUTOMATC. DATA PROC. EQUIP	102	1 416	797	581 PLASTIC TUBE, PIPE, HOSE	103	250	142
759 PARTS, FOR OFFICE MACHINS	40	2 002	1 131	582 PLASTIC PLATE, SHEETS, ETC	740	649	366
761 TELEVISION RECEIVERS ETC	251	871	492	591 INSECTICIDES, ETC.	106	105	58
762 RADIO-BROADCAST RECEIVER	38	467	259	592 STARCHES, INULIN, ETC.	1 839	257	150
763 SOUND RECORDER, PHONOGRPH	10	489	279	598 MISC. CHEMICAL PRDCTS. NES	10 559	2 722	1 526
764 TELECOMM. EQUIP. PARTS NES	1 671	22 552	12 683	621 MATERIALS OF RUBBER	232	284	158
771 ELECT POWER MACHNY. PARTS	7 344	6 226	3 510	625 RUBBER TYRES, TUBES, ETC.	1 711	1 104	618
772 ELEC. SWITCH, RELAY, CIRCUIT	2 677	20 936	12 101	629 ARTICLES OF RUBBER, NES	164	327	183
773 ELECTR. DISTRI. EQPT NES	2 980	3 103	1 770	634 VENEERS, PLYWOOD, ETC.	815	94	54
774 ELECTRO-MEDCL. XRAY EQUIP	178	2 839	1 590	635 WOOD MANUFACTURES, NES	388	160	87
775 DOM. ELEC. NON-ELEC. EQUIPT	6 099	7 659	4 351	641 PAPER AND PAPERBOARD	6 662	1 327	756
776 TRANSISTORS, VALVES, ETC.	1	321	180	642 PAPER, PAPERBOARD, CUT ETC	4 981	1 384	781
778 ELECTRIC. MACH. APPART. NES	8 768	10 000	5 686	651 TEXTILE YARN	15	160	90
781 PASS. MOTOR VEHCLS. EX. BUS	31 470	94 103	53 888	652 COTTON FABRICS, WOVEN	55	237	135
782 GOODS, SPCL TRANSPORT VEH	6 610	10 062	5 725	653 FABRICS, MAN-MADE FIBRES	63	312	173
783 ROAD MOTOR VEHICLES NES	1 197	419	234	655 KNIT. CROCHET. FABRIC NES	22	111	61
784 PARTS, TRACTORS, MOTOR VEH	15 788	42 715	24 345	657 SPECIAL YARN, TXTL. FABRIC	179	325	185
785 CYCLES, MOTORCYCLES ETC.	228	638	365	658 TEXTILE ARTICLES NES	487	701	408
786 TRAILERS, SEMI-TRAILR, ETC	5 537	2 880	1 592	662 CLAY, REFRACT. CONSTR. MATRL	59 274	4 601	2 494
791 RAILWAY VEHICLES. EQUIPNT	1 241	438	262	663 MINERAL MANUFACTURES, NES	1 471	685	385
792 AIRCRAFT, ASSOCTD. EQUIPNT	28	5 118	2 904	664 GLASS	921	155	89
811 PREFABRICATED BUILDINGS	376	134	79	665 GLASSWARE	920	289	160
812 PLUMBNG, SANITRY, EQPT. ETC	916	715	409	666 POTTERY	67	146	85
813 LIGHTNG FIXTURES ETC. NES	1 504	3 592	2 028	671 PIG IRON, SPIEGELEISN, ETC	1 903	306	168
821 FURNITURE, CUSHIONS, ETC.	5 750	7 876	4 482	672 INGOTS ETC. IRON OR STEEL	7 424	428	244
831 TRUNK, SUIT-CASES, BAG, ETC	81	851	477	673 FLAT-ROLLED IRON ETC.	32 360	2 212	1 301
841 MENS, BOYS CLOTHNG, X-KNIT	378	4 767	2 731	674 FLAT-ROLLED PLATED IRON	2 282	208	119
842 WOMEN, GIRL CLOTHING, X-KNIT	183	3 547	2 019	675 FLAT-ROLLED, ALLOY STEEL	3	58	33
843 MENS, BOYS CLOTHING, KNIT	23	294	156	676 IRON, STL. BAR, SHAPES ETC.	6 333	484	289
844 WOMEN, GIRLS CLOTHING, KNIT	115	2 126	1 182	679 TUBES, PIPES, ETC. IRON, STL	1 982	610	340
845 OTHR. TEXTILE APPAREL, NES	188	2 533	1 428	872 COPPER	192	160	91
846 CLOTHING ACCESSRS, FABRIC	11	210	114				
848 CLOTHING, NONTXL.; HEADGEAR	143	500	280				
851 FOOTWEAR	460	1 899	1 067				

7 IMPORTS AND EXPORTS (SPECIAL TRADE) BY COUNTRIES OF PRODUCTION AND CONSUMPTION AND BY GROUPS OF THE SITC-REV. III 1988

GROUP DESCRIPTION	DT = 100 KG	1 000 DM	1 000 \$	GROUP DESCRIPTION	DT = 100 KG	1 000 DM	1 000 \$
684 ALUMINIUM	480	721	410	022 MILK AND CREAM	2 002	288	167
689 MISC.NON-FERR.BASE METAL	1 458	878	497	024 CHEESE AND CURD	6 568	3 029	1 737
691 METALLIC STRUCTURES NES	15 365	4 242	2 365	025 EGGS,BIRDS,YOLKS,ALBUMIN	250	126	73
692 CONTAINERS, STORAGE, TRNSP	184	270	152	048 CEREAL PREPARATIONS	655	409	231
694 NAILS, SCREWS,NUTS, ETC.	542	383	211	061 SUGARS,MOLASSES,HONEY	23 103	1 037	568
695 TOOLS	387	1 047	601	062 SUGAR CONFECTIONERY	134	87	51
696 CUTLERY	122	568	377	071 COFFEE,COFFEE SUBSTITUTE	118	102	59
697 HOUSEHOLD EQUIPMENT,NES	122	438	239	073 CHOCOLATE,OTH.COCOA PREP	91	94	55
699 MANUFACTS.BASE METAL,NES	1 066	1 600	894	098 EDIBLE PROD.PREPRNTS,NES	510	538	310
712 STEAM TURBINES	45	669	383	111 NON-ALCOHOL.BEVERAGE,NES	757	81	48
713 INTRNL COMBUS PSTN ENGIN	87	3 032	1 735	112 ALCOHOLIC BEVERAGES	600	129	71
714 ENGINES,MOTORS NON-ELECT	43	1 983	1 136	278 OTHER CRUDE MINERALS	13 861	178	101
716 ROTATING ELECTRIC PLANT	168	532	303	292 CRUDE VEG.MATERIALS, NES	271	90	48
718 OTH.PDWR.GENRTNG.MACHNRY	7	141	82	334 PETROLEUM PRODUCTS	673	95	52
722 TRACTORS	700	676	371	511 HYDROCARBONS,NES,DERIVTS	1 304	296	164
723 CIVIL ENGINEERING EQUIPT	81	514	290	512 ALCOHOL,PHENOL,ETC.DERIV	585	236	135
726 PRINTNG,BOOKBINDNG MACHS	29	252	144	513 CARBOXYLIC ACIDS,DERIVTS	710	1 009	575
727 FOOD-PROCESS.MCH.NON DOM	177	404	233	514 NITROGEN-FUNCT.COMPOUNDS	599	247	146
728 OTH.MACH.PTS,SPCL INDUST	551	2 337	1 321	516 OTHER ORGANIC CHEMICALS	8 448	930	514
731 METAL REMOVAL WORK TOOLS	138	248	141	522 INORGANIC CHEM.ELEMENTS	1 153	247	137
733 MACH-TOOLS,METAL-WORKING	324	100	59	523 METAL.SALTS,INORGAN.ACID	8 204	243	135
735 PARTS,NES,FOR MACH-TOOLS	83	246	138	533 PIGMENTS,PAINTS,ETC.	946	330	186
737 METALWORKING MACHNRY NES	91	131	73	541 MEDICINES,ETC.EXC.GRPS42	81	407	229
741 HEATNG,COOLNG EQUIP,PART	.	.	.	542 MEDICAMENTS	1 406	2 730	1 538
742 PUMPS FOR LIQUIDS,PARTS	408	1 197	681	553 PERFUMERY,COSMETICS,ETC.	1 687	1 963	1 123
743 PUMPS NES,CENTRIFUGS ETC	361	1 286	728	554 SOAP,CLEANERS,POLISH,ETC	1 523	465	264
744 MECHANICAL HANDLNG EQUIP	382	1 990	1 097	572 POLYMERS OF STYRENE	1 106	271	161
745 OTH.NONELEC MCH,TOOL,NES	331	1 060	602	574 POLYACETAL,POLYCARBONATE	2 095	457	258
746 BALL OR ROLLER BEARINGS	13	211	117	575 OTH.PLASTIC,PRMARY FORM	1 033	317	180
747 TAPS,COCKS,VALVES,ETC.	336	1 775	998	581 PLASTIC TUBE,PIPE,HOSE	81	82	46
748 TRANSMISSIONS SHAFTS ETC	58	486	277	582 PLASTIC PLATE,SHEETS,ETC	917	545	311
749 NON-ELECT MACH.PARTS,ETC	75	367	205	591 INSECTICIDES,ETC.	218	285	162
751 OFFICE MACHINES	59	290	165	592 STARCHES,INULIN,ETC.	1 103	433	246
752 AUTOMATC.DATA PROC.EQUIP	20	364	200	597 PREPRD ADDITIVES,LIQUIDS	655	178	97
759 PARTS,FOR OFFICE MACHINS	64	1 350	766	598 MISC.CHEMICAL PRDTS,NES	1 332	795	459
761 TELEVISION RECEIVERS ETC	33	175	99	621 MATERIALS OF RUBBER	1 219	288	168
764 TELECOMM.EQUIP.PARTS NES	80	6 511	3 764	625 RUBBER TYRES,TUBES,ETC.	1 623	570	318
771 ELECT POWER MACHNY.PARTS	1 630	1 007	574	629 ARTICLES OF RUBBER, NES	315	433	250
772 ELEC.SWITCH.RELAY.CIRCUT	628	2 454	1 350	635 WOOD MANUFACTURES, NES	109	55	30
773 ELECTR DISTRIBT.EQPT NES	521	651	366	641 PAPER AND PAPERBOARD	2 212	555	310
774 ELECTRO-MEDCL.XRAY EQUIP	52	2 967	1 696	642 PAPER,PAPERBOARD,CUT ETC	1 667	925	535
775 DOM.ELEC.NON-ELEC.EQUIPT	440	948	535	651 TEXTILE YARN	3	105	62
778 ELECTRIC.MACH.APPLT.NES	15 577	4 947	2 868	652 COTTON FABRICS,WOVEN	40	206	114
781 PASS.MOTOR VEHCLS.EX.BUS	5 899	22 230	12 740	653 FABRICS,MAN-MADE FIBRES	91	361	201
782 GOODS,SPCL TRANSPORT VEH	1 850	1 143	679	655 KNIT.CROCHET.FABRIC NES	28	86	50
784 PARTS,TRACTORS,MOTOR VEH	1 704	5 747	3 294	657 SPECIAL YARN,TXTL.FABRIC	42	117	64
786 TRAILERS,SEMI-TRAILR,ETC	368	207	117	658 TEXTILE ARTICLES NES	59	151	87
792 AIRCRAFT,ASSOCTD.EQUIPNT	6	1 257	706	659 FLOOR COVERINGS,ETC.	31	76	41
811 PREFABRICATED BUILDINGS	2 853	471	256	661 LIME,CEMENT,CONSTR.MATRL	60 138	1 033	589
813 LIGHTNG FIXTURES ETC.NES	629	1 921	1 093	662 CLAY,REFRCT.CONSTR.MATRL	19 394	2 671	1 489
821 FURNITURE,CUSHIONS,ETC.	2 564	2 078	1 170	663 MINERAL MANUFACTURES,NES	1 668	792	448
831 TRUNK,SUIT-CASES,BAG,ETC	68	426	245	664 GLASS	217	97	51
841 MENS,BOYS CLOTHNG,X-KNIT	20	376	220	665 GLASSWARE	106	166	93
842 WOMEN,GIRL CLOTHNG,XKNIT	1	325	181	666 POTTERY	20	62	35
845 OTHR.TEXTILE APPAREL,NES	3	198	103	673 FLAT-ROLLED IRON ETC.	3 353	230	132
846 CLOTHING ACCESSRS,FABRIC	17	79	40	674 FLAT-ROLLED PLATED IRON	4 466	508	293
848 CLOTHING,NONXTXL;HEADGEAR	13	164	89	679 TUBES,PIPES,ETC.IRON,STL	55 811	10 950	5 913
851 FOOTWEAR	4	927	524	684 ALUMINIUM	47	56	33
871 OPTICAL INSTRUMENTS,NES	105	3 562	2 029	691 METALLIC STRUCTURES NES	1 248	995	557
872 MEDICAL INSTRUMENTS NES	93	5 892	3 550	694 NAILS,SCREWS,NUTS,ETC.	29	161	93
874 MEASURE,CONTROL INSTRMNT	14	126	68	695 TOOLS	324	866	477
881 PHOTOGRAPH APPAR.ETC.NES	445	809	451	696 CUTLERY	95	616	351
882 PHOTO.CINEMATOGRPH.SUPPL	1	438	248	697 HOUSEHOLD EQUIPMENT,NES	342	624	353
884 OPTICAL GOODS NES	23	2 870	1 656	699 MANUFACTS.BASE METAL,NES	800	2 379	1 358
885 WATCHES AND CLOCKS	941	589	336	712 STEAM TURBINES	3	1 158	661
891 ARMS AND AMMUNITION	990	1 011	571	713 INTRNL COMBUS PSTN ENGIN	174	1 419	821
892 PRINTED MATTER	124	378	211	714 ENGINES,MOTORS NON-ELECT	597	14 760	8 611
893 ARTICLES,NES,OF PLASTICS	172	667	374	716 ROTATING ELECTRIC PLANT	128	378	216
894 BABY CARRIAGE,TOYS,GAMES	4	1 405	801	718 OTH.PDWR.GENRTNG.MACHNRY	8	63	38
895 OFFICE,STATIONERY SUPPLS	18	176	99	721 AGRIC.MACHINES,EX.TRACTR	308	146	84
897 GOLD,SILVERWARE,JEWEL NES	160	398	219	723 CIVIL ENGINEERING EQUIPT	127	630	360
898 MUSICAL INSTRUMENTS,ETC.	331 205	14 846	8 466	726 PRINTNG,BOOKBINDNG MACHS	679	2 586	1 374
899 MISC MANUFCTRD GOODS NES	860	5 825	3 318	727 FOOD-PROCESS.MCH.NON DOM	22	122	68
QATAR	87	55	33	728 OTH.MACH.PTS,SPCL INDUST	233	1 683	942
IMPORTS	101	195	114	733 MACH-TOOLS,METAL-WORKING	57	82	49
333 PETROLEUM OILS, CRUDE	124	143	82	735 PARTS,NES,FOR MACH-TOOLS	26	104	58
652 COTTON FABRICS,WOVEN	74	2 461	1 423	737 METALWORKING MACHNRY NES	80	315	171
659 FLOOR COVERINGS,ETC.	109	2 459	1 341	741 HEATNG,COOLNG EQUIP,PART	.	.	.
667 PEARLS,PRECIOUS STONES	1	129	73	742 PUMPS FOR LIQUIDS,PARTS	228	1 638	936
695 TOOLS	74	226	129	743 PUMPS NES,CENTRIFUGS ETC	157	2 258	1 282
714 ENGINES,MOTORS NON-ELECT	10	62	36	744 MECHANICAL HANDLNG EQUIP	218	561	318
743 PUMPS NES,CENTRIFUGS ETC	9	71	40	745 OTH.NONELEC MCH,TOOL,NES	216	1 086	612
752 AUTOMATC.DATA PROC.EQUIP	9	102	55	746 BALL OR ROLLER BEARINGS	18	128	73
778 ELECTRIC.MACH.APPLT.NES	127	634	383	747 TAPS,COCKS,VALVES,ETC.	417	1 069	610
781 PASS.MOTOR VEHCLS.EX.BUS	166	273	156	748 TRANSMISSIONS SHAFTS ETC	18	204	111
784 PARTS,TRACTORS,MOTOR VEH	566	203	117	749 NON-ELECT MACH.PARTS,ETC	31	321	181
841 MENS,BOYS CLOTHNG,X-KNIT	108	70	41	751 OFFICE MACHINES	57	228	132
842 WOMEN,GIRL CLOTHNG,XKNIT	166	273	156	752 AUTOMATC.DATA PROC.EQUIP	31	463	262
845 OTHR.TEXTILE APPAREL,NES	566	203	117	759 PARTS,FOR OFFICE MACHINS	6	114	61
846 CLOTHING ACCESSRS,FABRIC	108	70	41	761 TELEVISION RECEIVERS ETC	75	255	146
848 CLOTHING,NONXTXL;HEADGEAR	166	273	156	762 RADIO-BROADCAST RECEIVER	4	53	30
851 FOOTWEAR	566	203	117	764 TELECOMM.EQUIP.PARTS NES	96	1 314	728
871 OPTICAL INSTRUMENTS,NES	108	70	41	771 ELECT POWER MACHNY.PARTS	56	143	82
872 MEDICAL INSTRUMENTS NES	166	273	156	772 ELEC.SWITCH.RELAY.CIRCUT	281	1 104	631
874 MEASURE,CONTROL INSTRMNT	108	70	41	773 ELECTR DISTRIBT.EQPT NES	65	174	93
881 PHOTOGRAPH APPAR.ETC.NES	166	273	156	774 ELECTRO-MEDCL.XRAY EQUIP	2	313	179
882 PHOTO.CINEMATOGRPH.SUPPL	108	70	41	775 DOM.ELEC.NON-ELEC.EQUIPT	495	1 165	652
884 OPTICAL GOODS NES	166	273	156	776 TRANSISTORS,VALVES,ETC.	3	181	102
885 WATCHES AND CLOCKS	108	70	41	778 ELECTRIC.MACH.APPLT.NES	1 341	2 315	1 302
891 ARMS AND AMMUNITION	166	273	156				
892 PRINTED MATTER	108	70	41				
893 ARTICLES,NES,OF PLASTICS	166	273	156				
894 BABY CARRIAGE,TOYS,GAMES	108	70	41				
895 OFFICE,STATIONERY SUPPLS	166	273	156				
897 GOLD,SILVERWARE,JEWEL NES	108	70	41				
898 MUSICAL INSTRUMENTS,ETC.	166	273	156				
899 MISC MANUFCTRD GOODS NES	108	70	41				
EXPORTS	270 161	184 392	104 761				
001 LIVE ANIMALS	166	273	156				
011 BOVINE MEAT	566	203	117				
017 MEAT,OFFL.PRPD,PRSD,NES	108	70	41				

## 7 IMPORTS AND EXPORTS (SPECIAL TRADE) BY COUNTRIES OF PRODUCTION AND CONSUMPTION AND BY GROUPS OF THE SITC-REV. III 1988

GROUP DESCRIPTION	DT = 100 KG	1 000 DM	1 000 \$	GROUP DESCRIPTION	DT = 100 KG	1 000 DM	1 000 \$
781 PASS.MOTOR VEHCLS.EX.BUS	13 309	61 959	35 520	111 NON-ALCOHOL.BEVERAGE,NES	1 152	134	76
782 GOODS,SPCL TRANSPORT VEH	971	475	263	112 ALCOHOLIC BEVERAGES	10 218	1 713	977
783 ROAD MOTOR VEHICLES NES	486	73	42	122 TOBACCO, MANUFACTURED	1 623	2 260	1 276
784 PARTS,TRACTORS,MOTOR VEH	2 903	8 534	4 837	232 SYNTHETIC RUBBER, ETC.	1 595	229	131
786 TRAILERS,SEMI-TRAILR,ETC	424	319	186	273 STONE, SAND AND GRAVEL	5 475	299	165
812 PLUMBNG,SANITRY,EQPT,ETC	109	102	59	278 OTHER CRUDE MINERALS	3 983	104	60
813 LIGHTNG FIXTURES ETC.NES	274	786	441	291 CRUDE ANIMAL MATERLS.NES	11	85	48
821 FURNITURE,CUSHIONS,ETC.	1 024	708	401	292 CRUDE VEG.MATERIALS, NES	62	64	36
831 TRUNK,SUIT-CASES,BAG,ETC	16	183	107	322 BRIQUETTES,LIGNITE,PEAT	8 555	197	112
841 MENS,BOYS CLOTHNG,X-KNIT	6	274	154	334 PETROLEUM PRODUCTS	4 206	1 024	582
842 WOMEN,GIRL CLOTHNG,XKNIT	30	242	126	335 RESIDUAL PETROL.PRODUCTS	747	86	48
844 WOMEN,GIRLS CLOTHNG.KNIT	2	55	32	421 FIXED VEG.FAT,OILS,SOFT	17 503	1 579	909
845 OTHR.TEXTILE APPAREL,NES	9	200	110	431 ANIMAL,VEG.FATS,OILS,NES	2 214	388	220
846 CLOTHING ACCESSRS,FABRIC	2	60	33	511 HYDROCARBONS,NES,DERIVTS	7 991	1 174	655
848 CLOTHING,NONTXTL;HEADGEAR	34	101	56	512 ALCOHOL,PHENOL,ETC.DERIV	1 687	348	196
851 FOOTWEAR	33	253	141	513 CARBOXYLIC ACIDS,DERIVTS	3 776	828	461
871 OPTICAL INSTRUMENTS,NES	3	195	113	514 NITROGEN-FUNCT.COMPOUNDS	1 595	741	415
872 MEDICAL INSTRUMENTS NES	19	376	218	515 ORGANO-INDORGANIC COMPNDS	2 446	360	200
874 MEASURE,CONTRD INSTRMNT	126	7 888	4 449	516 OTHER ORGANIC CHEMICALS	2 714	1 315	747
881 PHOTOGRAPH APPAR,ETC.NES	1	167	94	522 INORGANIC CHEM.ELEMENTS	10 899	2 273	1 310
882 PHOTO.CINEMATOGRPH.SUPPL	1 121	905	517	523 METAL.SALTS,INORGAN.ACID	41 771	2 291	1 309
884 OPTICAL GOODS NES	1	246	136	524 OTHER CHEMICAL COMPOUNDS	449	156	89
885 WATCHES AND CLOCKS	12	8 960	5 102	531 SYNTH.COLOURS,LAKES,ETC.	271	535	302
891 ARMS AND AMMUNITION	7	54	30	533 PIGMENTS,PAINTS,ETC.	12 322	5 204	2 956
892 PRINTED MATTER	90	206	114	541 MEDICINES,ETC.EXC.GRP542	511	2 524	1 462
893 ARTICLES,NES,OF PLASTICS	678	798	450	542 MEDICAMENTS	4 771	13 904	7 971
894 BABY CARRIAGE,TOYS,GAMES	627	311	179	551 ESSNTL.OIL,PERFUME,FLAVR	94	203	116
895 OFFICE,STATIONERY SUPPLS	229	769	429	553 PERFUMERY,COSMETICS,ETC.	10 840	12 597	7 215
897 GOLD,SILVERWARE,JEWEL NES	7	2 628	1 531	554 SOAP,CLEANERS,PDLISH,ETC	8 578	3 307	1 876
898 MUSICAL INSTRUMENTS,ETC.	27	198	109	562 FERTILIZER,EXCEPT GRP272	18 729	803	451
899 MISC MANUFCTRD GOODS NES	112	245	143	572 POLYMERS OF STYRENE	4 690	1 379	787
ARAB EMIRAT				573 POLYMERS,VINYL CHLORIDE	477	137	76
IMPORTS	3 223 732	152 708	86 881	574 POLYACETAL,POLYCARBONATE	16 702	5 019	2 867
037 FISH ETC.PREPD,PRSD,NES	1	74	42	575 OTH.PLASTIC,PRIMARY FORM	12 523	5 376	3 070
288 NON-FERROUS WASTE,SCRAP	75 424	8 125	4 580	579 PLASTIC WASTE,SCRAP ETC	3 126	127	68
289 PREC.METAL ORES,CONCRTS	.	.	.	581 PLASTIC TUBE,PIPE,HOSE	3 500	2 104	1 185
291 CRUDE ANIMAL MATERLS.NES	186	1 528	875	582 PLASTIC PLATE,SHEETS,ETC	4 519	4 214	2 363
333 PETROLEUM OILS,CRUDE	3 176 380	63 147	35 976	583 MONOFILAMENT OF PLASTICS	1 347	387	219
625 RUBBER TYRES,TUBES,ETC.	4 012	2 026	1 178	591 INSECTICIDES,ETC.	301	2 023	1 163
659 FLOOR COVERINGS,ETC.	23	226	132	592 STARCHES,INULIN,ETC.	10 778	2 188	1 243
667 PEARLS,PRECIOUS STONES	.	.	.	593 EXPLOSIVES,PYROTECHNICS	24	73	41
681 SILVER,PLATINUM,ETC.	2	81	48	597 PREPD ADDITIVES,LIQUIDS	900	504	279
684 ALUMINIUM	183	69	37	598 MISC.CHEMICAL PRDTS.NES	10 192	5 356	3 050
695 TOOLS	22	77	45	600 CPL IND PLANT CHAP 69-76	287	709	419
697 HOUSEHOLD EQUIPMENT,NES	145	262	150	621 MATERIALS OF RUBBER	2 375	1 453	844
713 INTRNL COMBUS PSTN ENGIN	119	565	337	625 RUBBER TYRES,TUBES,ETC.	10 250	7 016	3 968
716 ROTATING ELECTRIC PLANT	250	330	193	629 ARTICLES OF RUBBER, NES	1 781	2 795	1 573
723 CIVIL ENGINEERING EQUIPT	225	65	39	634 VENEERS,PLYWOOD,ETC.	2 375	821	456
728 OTH.MACH,PTS,SPCL INDUST	208	67	39	635 WOOD MANUFACTURES, NES	1 355	516	294
731 METAL REMOVAL WORK TOOLS	96	152	90	641 PAPER AND PAPERBOARD	26 667	5 345	3 024
742 PUMPS FOR LIQUIDS,TOOLS	27	179	101	642 PAPER,PAPERBOARD,CUT ETC	9 158	3 842	2 186
745 OTH.NONELEC MCH,TOOL,NES	14	105	59	651 TEXTILE YARN	147	409	236
748 TRANSMISSIONS SHAFTS ETC	97	258	149	652 COTTON FABRICS,WOVEN	339	1 073	611
752 AUTOMATC.DATA PROC.EQUIP	2	92	53	653 FABRICS,MAN-MADE FIBRES	932	3 846	2 185
763 SOUND RECORDER,PHONOGRPH	68	458	261	654 OTH.TEXTILE FABRIC,WOVEN	119	266	154
764 TELECOMM.EQUIP.PARTS NES	29	843	478	655 KNIT.CROCHET.FABRIC NES	487	1 236	693
771 ELECT POWER MACHNY.PARTS	5	72	39	656 TULLE,LACE,EMBROIDRY,ETC	16	51	49
778 ELECTRIC.MACH.APPART.NES	124	301	168	657 SPECIAL YARN,TXTL.FABRIC	563	1 143	649
781 PASS.MOTOR VEHCLS.EX.BUS	213	925	303	658 TEXTILE ARTICLES NES	298	1 267	720
784 PARTS,TRACTORS,MOTOR VEH	30	57	51	659 FLOOR COVERINGS,ETC.	194	345	197
792 AIRCRAFT,ASSOCTD.EQUIPNT	7	114	64	661 LIME,CEMENT,CONSTR.MATRL	65 807	1 173	660
793 SHIP,BOAT,FLDAT.STRUCTRS	9 799	303	161	662 CLAY,REFRCT.CONSTR.MATRL	63 227	6 437	3 669
831 TRUNK,SUIT-CASES,BAG,ETC	38	152	82	663 MINERAL MANUFACTURES,NES	10 765	2 779	1 567
841 MENS,BOYS CLOTHNG,X-KNIT	435	1 230	690	664 GLASS	4 889	2 767	1 558
842 WOMEN,GIRL CLOTHNG,XKNIT	13	78	44	665 GLASSWARE	1 226	2 101	1 170
843 MENS,BOYS CLOTHNG,KNIT	131	376	224	666 POTTERY	410	1 903	1 074
845 OTHR.TEXTILE APPAREL,NES	1 043	1 655	921	667 PEARLS,PRECIOUS STONES	.	.	.
848 CLOTHNG,NONTXTL;HEADGEAR	14	94	52	671 PIG IRON,SPIEGELEISN,ETC	1 394	116	61
874 MEASURE,CONTRD INSTRMNT	7	334	185	673 FLAT-ROLLED IRON ETC.	110 443	7 760	4 413
882 PHOTO.CINEMATOGRPH.SUPPL	264	1 517	868	674 FLAT-ROLLED PLATED IRON	32 916	5 250	3 054
885 WATCHES AND CLOCKS	14	309	181	675 FLAT-ROLLED,ALLOY STEEL	672	123	72
897 GOLD,SILVERWARE,JEWEL NES	7	130	71	676 IRON,STL.BAR,SHAPES ETC.	10 109	1 034	570
898 MUSICAL INSTRUMENTS,ETC.	108	203	122	678 WIRE OF IRON OR STEEL	329	119	66
971 GOLD,NONMONTRY EXCL ORES	.	.	.	679 TUBES,PIPES,ETC.IRON,STL	198 115	31 568	17 891
EXPORTS	2 100 686	1 025 821	582 511	681 SILVER,PLATINUM,ETC.	511	19 866	11 220
001 LIVE ANIMALS	3 133	1 321	750	682 COPPER	7	4 421	2 457
011 BOVINE MEAT	4 017	2 148	1 222	683 NICKEL	43	560	308
017 MEAT,OFFL.PRPD,PRSD,NES	114	85	50	684 ALUMINIUM	2 941	2 293	1 300
022 MILK AND CREAM	26 719	3 749	2 142	685 LEAD	177	58	31
023 BUTTER,OTHER FAT OF MILK	1 228	313	178	689 MISC.NON-FERR.BASE METAL	65	123	69
024 CHEESE AND CURD	9 176	4 268	2 445	691 METALLIC STRUCTURES NES	17 312	8 783	4 943
025 EGGS,BIRDS,YOLKS,ALBUMIN	3 389	647	369	692 CONTAINERS,STORAGE,TRNSP	1 057	1 128	647
037 FISH ETC.PREPD,PRSD,NES	20	213	121	693 WIRE PRODUCTS EXCL.ELECT	4 185	1 258	704
048 CEREAL PREPARATIONS	5 589	3 656	2 049	694 NAILS,SCREWS,NUTS,ETC.	985	1 208	661
056 VEGETABLES,PRPD,PRSD,NES	538	251	141	695 TOOLS	3 131	9 168	5 168
058 FRUIT,PRESERVED,PREPARED	66	54	32	696 CUTLERY	1 308	4 661	2 620
061 SUGARS,MOLASSES,HONEY	950 011	42 162	23 471	697 HOUSEHOLD EQUIPMENT,NES	5 011	5 648	3 231
062 SUGAR CONFECTIONERY	1 670	867	491	699 MANUFACTURES.BASE METAL,NES	14 381	11 237	6 402
071 COFFEE,COFFEE SUBSTITUTE	437	507	292	700 CPL IND PLANT (84/85/87)	5 339	10 017	5 726
072 COCOA	91	58	34	711 STEAM GENER. BOILERS,ETC.	5 190	8 906	5 274
073 CHOCOLATE,OTH.COCOA PREP	690	525	291	712 STEAM TURBINES	120	5 968	3 492
081 ANIMAL FEED STUFF	2 295	513	295	713 INTRNL COMBUS PSTN ENGIN	3 228	16 136	9 148
091 MARGARINE AND SHORTENING	345	97	55	714 ENGINES,MOTORS NON-ELECT	144	9 518	5 549
098 EDIBLE PRD.PREPRD,NES	6 175	7 579	4 341	716 ROTATING ELECTRIC PLANT	1 944	6 726	3 786
				718 OTH.PWR.GENRNG.MACHNRY	202	1 333	757
				721 AGRIC.MACHINES,EX.TRACTR	1 073	1 687	965
				722 TRACTORS	247	508	286
				723 CIVIL ENGINEERING EQUIPT	5 798	9 982	5 603
				724 TEXTILE,LEATHER MACHINES	225	1 927	1 114

7 IMPORTS AND EXPORTS (SPECIAL TRADE) BY COUNTRIES OF PRODUCTION AND CONSUMPTION AND BY GROUPS OF THE SITC-REV. III 1988

GROUP DESCRIPTION	DT = 100 KG	1 000 DM	1 000 \$	GROUP DESCRIPTION	DT = 100 KG	1 000 DM	1 000 \$
725 PAPER,PULP MILL MACHINES	154	552	321	122 TOBACCO, MANUFACTURED	316	396	224
726 PRINTNG,BOOKBINDNG MACHS	1 527	7 450	4 256	272 FERTILIZERS, CRUDE	2 410	263	150
727 FOOD-PROCESS.MCH.NON DOM	529	1 619	911	334 PETROLEUM PRODUCTS	331	195	113
728 OTH.MACH,PTS,SPCL INDUSTR	5 438	11 784	6 667	335 RESIDUAL PETROL.PRODUCTS	475	61	34
731 METAL REMOVAL WORK TOOLS	278	1 153	652	421 FIXED VEG.FAT,OILS, SOFT	649	205	118
733 MACH-TOOLS,METAL-WORKING	381	810	458	511 HYDROCARBONS,NES,DERIVTS	1 071	155	86
735 PARTS,NES,FOR MACH-TOOLS	104	588	335	513 CARBOXYLIC ACIDS,DERIVTS	1 152	80	43
737 METALWORKING MACHNRY NES	93	499	280	514 NITROGEN-FUNCT.COMPOUNDS	1 286	389	216
741 HEATNG,COOLNG EQUIP,PART	-	-	-	515 ORGANO-INORGANIC COMPNDS	430	185	104
742 PUMPS FOR LIQUIDS,PARTS	1 553	8 649	4 940	522 INORGANIC CHEM.ELEMENTS	1 626	323	186
743 PUMPS NES,CENTRIFUGS ETC	2 300	10 385	5 900	523 METAL.SALTS,INORGAN.ACID	3 291	185	104
744 MECHANICAL HANDLNG EQUIP	3 576	6 353	3 614	531 SYNTH.COLOURS,LAKES,ETC.	39	115	65
745 OTH.NONELEC MCH,TOOL,NES	4 006	11 449	6 572	533 PIGMENTS, PAINTS, ETC.	1 519	810	454
746 BALL OR ROLLER BEARINGS	1 580	4 056	2 295	541 MEDICINES,ETC.EXC.GRPS42	219	1 074	604
747 TAPS,COCKS,VALVES,ETC.	6 071	15 297	8 670	542 MEDICAMENTS	531	3 611	2 034
748 TRANSMISSIONS SHAFTS ETC	2 031	10 386	5 844	553 PERFUMERY,COSMETICS,ETC.	3 516	3 309	1 863
749 NON-ELECT MACH.PARTS,ETC	1 239	5 107	2 884	554 SOAP,CLEANERS,POLISH,ETC	2 105	702	389
751 OFFICE MACHINES	765	2 324	1 310	562 FERTILIZER,EXCEPT GRP272	795	117	67
752 AUTOMATC.DATA PROC.EQUIP	823	8 436	4 824	572 POLYMERS OF STYRENE	2 700	518	298
759 PARTS,FOR OFFICE MACHINS	165	4 074	2 314	574 POLYACETAL,POLYCARBONATE	596	296	164
761 TELEVISION RECEIVERS ETC	485	1 468	830	575 OTH.PLASTIC,PRIMARY FORM	1 393	663	373
762 RADIO-BROADCAST RECEIVER	96	733	422	581 PLASTIC TUBE,PIPE,HOSE	254	129	73
763 SOUND RECORDER,PHONOGRPH	48	1 290	740	582 PLASTIC PLATE,SHEETS,ETC	3 647	3 262	1 868
764 TELECOMM.EQUIP.PARTS NES	1 564	89 602	50 535	591 INSECTICIDES, ETC.	850	1 121	618
771 ELECT POWER MACHNY,PARTS	5 563	5 217	3 101	592 STARCHES,INULIN,ETC.	282	283	163
772 ELEC.SWITCH.RELAY.CIRCUIT	4 853	23 813	13 569	593 EXPLOSIVES,PYROTECHNICS	7	73	40
773 ELECTR.DISTRIBT.EQPT NES	5 138	5 120	2 923	598 MISC.CHEMICAL PRDCTS.NES	1 197	1 407	799
774 ELECTRO-MEDCL.XRAY EQUIP	141	3 330	1 876	612 MANUFACT. LEATHER ETC.NES	58	190	101
775 DOM.ELEC, NON-ELEC. EQUIPT	6 052	10 894	6 180	621 MATERIALS OF RUBBER	179	115	64
776 TRANSISTORS, VALVES, ETC.	10	740	424	625 RUBBER TYRES, TUBES, ETC.	2 062	1 683	972
778 ELECTRIC.MACH. APPART.NES	8 005	14 979	8 538	629 ARTICLES OF RUBBER, NES	302	338	186
781 PASS.MOTOR VEHCLS.EX.BUS	35 821	127 948	73 131	635 WOOD MANUFACTURES, NES	312	120	68
782 GOODS,SPCL TRANSPORT VEH	20 560	24 557	13 827	641 PAPER AND PAPERBOARD	6 920	850	475
783 ROAD MOTOR VEHICLES NES	2 880	924	511	642 PAPER,PAPERBOARD,CUT ETC	2 487	1 439	830
784 PARTS,TRACTORS,MOTOR VEH	23 498	64 306	36 684	651 TEXTILE YARN	350	261	146
786 TRAILERS,SEMI-TRAILR,ETC	4 654	3 349	1 906	652 COTTON FABRICS,WOVEN	39	187	107
792 AIRCRAFT, ASSOCTD. EQUIPNT	53	14 768	8 416	653 FABRICS,MAN-MADE FIBRES	29	112	64
793 SHIP,BOAT,FLDAT.STRUCTRS	16	64	34	661 LIME,CEMENT,CONSTR.MATRL	50 654	1 092	647
800 CPL IND PLANT CHAPT 90/94	134	150	84	662 CLAY,REFRCT.CONSTR.MATRL	7 320	1 006	582
812 PLUMBNG,SANITRY,EQPT,ETC	736	453	258	663 MINERAL MANUFACTURES,NES	636	380	224
813 LIGHTNG FIXTURES ETC.NES	4 571	12 169	6 915	664 GLASS	800	126	66
821 FURNITURE,CUSHIONS,ETC.	5 182	4 920	2 772	665 GLASSWARE	88	578	319
831 TRUNK,SUIT-CASES,BAG,ETC	123	682	383	666 POTTERY	23	87	48
841 MENS,BOYS CLOTHING,X-KNIT	157	1 820	1 046	673 FLAT-ROLLED IRON ETC.	9 295	675	382
842 WOMEN,GIRL CLOTHING,XKNIT	77	1 401	803	674 FLAT-ROLLED PLATED IRON	3 834	352	193
843 MENS,BOYS CLOTHING,KNIT	15	90	47	679 TUBES,PIPES,ETC.IRON,STL	43 585	6 606	3 840
844 WOMEN,GIRLS CLOTHING,KNIT	17	239	132	681 SILVER,PLATINUM,ETC.	43	108	61
845 OTHR.TEXTILE APPAREL,NES	83	1 088	611	682 COPPER	1 478	1 148	649
846 CLOTHING ACCESSRS,FABRIC	5	173	97	684 ALUMINIUM	174	242	133
848 CLOTHING,NONXTL:HEADGEAR	290	2 936	1 682	691 METALLIC STRUCTURES NES	2 608	1 489	830
851 FOOTWEAR	238	1 159	660	692 CONTAINERS,STORAGE,TRNSP	890	543	314
871 OPTICAL INSTRUMENTS,NES	13	671	384	693 WIRE PRODUCTS EXCL.ELECT	140	69	40
872 MEDICAL INSTRUMENTS NES	456	3 468	1 983	694 NAILS,SCREWS,NUTS,ETC.	226	192	106
873 METERS,COUNTERS,NES	204	1 771	1 044	695 TOOLS	217	807	452
874 MEASURE,CONTROL INSTRMNT	973	13 283	7 560	696 CUTLERY	119	771	437
881 PHOTOGRAPH APPAR.ETC.NES	296	2 222	1 260	697 HOUSEHOLD EQUIPMENT,NES	176	335	182
882 PHOTO.CINEMATOGRPH.SUPPL	5 206	8 964	5 054	699 MANUFACTS.BASE METAL,NES	2 155	1 572	880
884 OPTICAL GOODS NES	25	1 764	1 003	711 STEAM GENER. BOILERS,ETC.	246	347	187
885 WATCHES AND CLOCKS	259	6 878	3 919	712 STEAM TURBINES	18	147	79
891 ARMS AND AMMUNITION	395	1 232	632	713 INTRNL COMBUS PSTN ENGIN	342	3 902	2 197
892 PRINTED MATTER	535	1 029	576	716 ROTATING ELECTRIC PLANT	125	584	334
893 ARTICLES,NES,OF PLASTICS	5 535	5 247	2 992	721 AGRIC.MACHINES,EX.TRACTR	23	116	63
894 BABY CARRIAGE,TOYS,GAMES	1 086	2 215	1 248	723 CIVIL ENGINEERING EQUIPT	677	1 634	920
895 OFFICE,STATIONERY SUPPLS	1 626	4 054	2 284	724 TEXTILE,LEATHER MACHINES	379	1 567	867
896 WORKS OF ART,ANTIQUE ETC	1	117	62	725 PAPER,PULP MILL MACHINES	23	100	55
897 GOLD,SILVERWARE,JEHL NES	11	4 625	2 639	726 PRINTNG,BDDKBINDNG MACHS	284	1 433	787
898 MUSICAL INSTRUMENTS,ETC.	295	1 087	629	727 FOOD-PROCESS.MCH.NON DOM	5	109	63
899 MISC MANUFACTRD GOODS NES	723	1 645	945	728 OTH.MACH,PTS,SPCL INDUSTR	745	1 636	941
941 COMPL IND PLANT CHAPT 99	1 272	1 610	503	735 PARTS,NES,FOR MACH-TOOLS	9	74	38
971 GOLD,NONMONTRY EXCL DRES	8	18 400	10 236	737 METALWORKING MACHNRY NES	60	176	103
OMAN				741 HEATNG,COOLNG EQUIP,PART	-	-	-
IMPORTS	4 415	13 293	7 731	742 PUMPS FOR LIQUIDS,PARTS	317	1 940	1 098
036 CRUSTACEANS,MOLLUSCS ETC	54	177	99	743 PUMPS NES,CENTRIFUGS ETC	204	1 159	663
288 NON-FERROUS WASTE, SCRAP	640	219	123	744 MECHANICAL HANDLNG EQUIP	366	460	265
625 RUBBER TYRES,TUBES,ETC.	181	142	78	745 OTH.NONELEC MCH,TOOL,NES	336	1 005	562
764 TELECOMM.EQUIP.PARTS NES		94	53	746 BALL OR ROLLER BEARINGS	37	301	165
774 ELECTRO-MEDCL.XRAY EQUIP	14	121	73	747 TAPS,COCKS,VALVES,ETC.	623	2 408	1 377
778 ELECTRIC.MACH. APPART.NES	5	169	59	748 TRANSMISSIONS SHAFTS ETC	66	418	231
781 PASS.MOTOR VEHCLS.EX.BUS	45	108	59	749 NON-ELECT MACH.PARTS,ETC	102	528	284
896 WORKS OF ART,ANTIQUE ETC		150	85	751 OFFICE MACHINES	168	699	400
EXPORTS	405 518	166 223	94 523	752 AUTOMATC.DATA PROC.EQUIP	22	351	201
001 LIVE ANIMALS	872	633	350	759 PARTS,FOR OFFICE MACHINS	33	532	332
011 BOVINE MEAT	132	113	66	761 TELEVISION RECEIVERS ETC	18	95	53
022 MILK AND CREAM	29 674	4 327	2 485	762 RADIO-BROADCAST RECEIVER	6	115	64
024 CHEESE AND CURD	1 672	734	426	764 TELECOMM.EQUIP.PARTS NES	540	6 140	3 527
025 EGGS,BIRDS,YOLKS,ALBUMIN	2 983	498	286	771 ELECT POWER MACHNY,PARTS	179	568	323
048 CEREAL PREPARATIONS	766	485	276	772 ELEC.SWITCH.RELAY.CIRCUIT	1 791	6 506	3 766
061 SUGARS,MOLASSES,HONEY	153 336	6 376	3 572	773 ELECTR.DISTRIBT.EQPT NES	6 516	3 988	2 271
062 SUGAR CONFECTIONERY	178	66	35	774 ELECTRO-MEDCL.XRAY EQUIP	58	1 064	610
071 COFFEE,COFFEE SUBSTITUTE	491	513	292	775 DOM.ELEC, NON-ELEC. EQUIPT	669	1 355	765
073 CHOCOLATE,OTH.COCOA PREP	105	78	46	776 TRANSISTORS, VALVES, ETC.		86	47
081 ANIMAL FEED STUFF	61	61	35	778 ELECTRIC.MACH. APPART.NES	1 093	2 945	1 677
098 EDIBLE PRDD,PREPRTNS,NES	3 032	3 769	2 159	781 PASS.MOTOR VEHCLS.EX.BUS	7 684	29 535	16 942
112 ALCOHOLIC BEVERAGES	1 263	219	125	782 GOODS,SPCL TRANSPORT VEH	1 616	2 319	1 319
				783 ROAD MOTOR VEHICLES NES	83	118	70
				784 PARTS,TRACTORS,MOTOR VEH	2 711	9 815	6 551
				786 TRAILERS,SEMI-TRAILR,ETC	188	965	201
				792 AIRCRAFT, ASSOCTD. EQUIPNT	3	67	39
				812 PLUMBNG,SANITRY,EQPT.ETC	157	128	71



7 IMPORTS AND EXPORTS (SPECIAL TRADE) BY COUNTRIES OF PRODUCTION AND CONSUMPTION AND BY GROUPS OF THE SITC-REV. III 1988

GROUP DESCRIPTION	DT = 100 KG	1 000 DM	1 000 \$	GROUP DESCRIPTION	DT = 100 KG	1 000 DM	1 000 \$
593 EXPLOSIVES, PYROTECHNICS	1 039	770	427	665 GLASSWARE	333	191	109
598 MISC. CHEMICAL PRODS. NES	766	268	148	692 CONTAINERS, STORAGE, TRNSP	77	58	32
621 MATERIALS OF RUBBER	46	61	34	694 NAILS, SCREWS, NUTS, ETC.	813	354	200
625 RUBBER TYRES, TUBES, ETC.	117	66	39	695 TOOLS	627	675	371
635 WOOD MANUFACTURES, NES	153	58	33	697 HOUSEHOLD EQUIPMENT, NES	487	192	107
641 PAPER AND PAPERBOARD	994	227	130	699 MANUFACTS. BASE METAL, NES	120	134	74
642 PAPER, PAPERBOARD, CUT ETC	768	296	167	711 STEAM GENER. BOILERS, ETC.	37	126	69
657 SPECIAL YARN, TXTL. FABRIC	177	152	91	713 INTRNL COMBUS PSTN ENGIN	1 078	212	117
659 FLOOR COVERINGS, ETC.	20	55	32	716 ROTATING ELECTRIC PLANT	56	201	110
662 CLAY, REFRCT. CONSTR. MATRL	1 212	138	81	724 TEXTILE, LEATHER MACHINES	359	229	129
664 GLASS	824	128	76	726 PRINTNG, BOOKBINDNG MACHS	30	118	69
674 FLAT-ROLLED PLATED IRON	2 395	551	319	727 FOOD-PROCESS. MCH. NON DOM	139	77	43
678 WIRE OF IRON OR STEEL	2 593	278	156	728 OTH. MACH. PTS. SPCL INDUST	91	323	175
684 ALUMINIUM	296	350	211	741 HEATING, COOLNG EQUIP, PART	.	.	.
692 CONTAINERS, STORAGE, TRNSP	270	74	45	742 PUMPS FOR LIQUIDS, PARTS	21	237	135
695 TOOLS	11	95	52	745 OTH. NONELEC MCH, TOOL, NES	53	326	189
696 CUTLERY	23	164	91	747 TAPS, COCKS, VALVES, ETC.	72	179	103
697 HOUSEHOLD EQUIPMENT, NES	152	129	70	748 TRANSMISSIONS SHAFTS ETC	48	156	85
699 MANUFACTS. BASE METAL, NES	36	76	42	749 NON-ELECT MACH. PARTS, ETC	32	204	109
713 INTRNL COMBUS PSTN ENGIN	100	1 402	813	761 TELEVISION RECEIVERS ETC	4	72	37
716 ROTATING ELECTRIC PLANT	1 874	3 558	2 148	763 SOUND RECORDER, PHONOGRPH	7	255	135
723 CIVIL ENGINEERING EQUIPT	108	164	96	764 TELECOMM. EQUIP. PARTS NES	76	1 061	578
725 PAPER, PULP MILL MACHINES	51	173	95	771 ELECT POWER MACHNY, PARTS	114	242	137
726 PRINTNG, BOOKBINDNG MACHS	5	107	62	772 ELEC. SWITCH. RELAY. CIRCUIT	79	762	413
728 OTH. MACH. PTS. SPCL INDUST	148	470	268	773 ELECTR. DISTRIB. EQPT NES	1 234	645	367
742 PUMPS FOR LIQUIDS, PARTS	71	367	215	775 DOM. ELEC. NON-ELEC. EQUIPT	530	601	334
743 PUMPS NES, CENTRIFUGS ETC	1 498	1 441	824	778 ELECTRIC. MACH. APPART. NES	550	330	220
744 MECHANICAL HANDLING EQUIP	81	239	144	781 PASS. MOTOR VEHCLS. EX. BUS	1 179	904	506
745 OTH. NONELEC MCH, TOOL, NES	60	513	287	782 GOODS, SPCL TRANSPORT VEH	22 251	1 752	991
749 NON-ELECT MACH. PARTS, ETC	12	138	82	783 ROAD MOTOR VEHICLES NES	4 600	438	246
764 TELECOMM. EQUIP. PARTS NES	2	65	37	784 PARTS, TRACTORS, MOTOR VEH	10 885	1 547	876
772 ELEC. SWITCH. RELAY. CIRCUIT	1 518	5 956	3 572	786 TRAILERS, SEMI-TRAIL, ETC	781	75	43
781 PASS. MOTOR VEHCLS. EX. BUS	303	823	457	812 PLUMBNG, SANITRY, EQPT, ETC	663	185	105
782 GOODS, SPCL TRANSPORT VEH	288	288	172	813 LIGHTNG FIXTURES ETC. NES	247	261	151
784 PARTS, TRACTORS, MOTOR VEH	57	230	131	821 FURNITURE, CUSHIONS, ETC.	60	64	40
813 LIGHTNG FIXTURES ETC. NES	29	77	43	851 FOOTWEAR	198	220	128
848 CLOTHNG, NONTXLT. HEADGEAR	17	109	60	872 MEDICAL INSTRUMENTS NES	23	203	116
874 MEASURE, CONTROL INSTRMNT	12	261	152	874 MEASURE, CONTROL INSTRMNT	59	1 219	687
882 PHOTO. CINEMATOGRPH. SUPPL	115	57	32	881 PHOTOGRAPH APPAR. ETC. NES	5	62	37
885 WATCHES AND CLOCKS	4	54	30	882 PHOTO. CINEMATOGRPH. SUPPL	313	892	504
893 ARTICLES, NES, OF PLASTICS	40	77	44	892 PRINTED MATTER	43	128	72
				893 ARTICLES, NES, OF PLASTICS	799	345	193
				898 MUSICAL INSTRUMENTS, ETC.	64	447	248
				899 MISC MANUFCTRD GOODS NES	15	206	119
AFGHANISTAN				PAKISTAN			
IMPORTS	17 826	55 491	31 639	IMPORTS	2 550 288	583 414	333 503
054 VEGETABLES	257	74	43	001 LIVE ANIMALS	16	120	67
057 FRUIT, NUTS EXCL. OIL NUTS	1 088	305	163	034 FISH, FRESH, CHILLED, FROZN	1 244	1 190	663
212 FURSKINS, RAW	630	7 818	4 411	036 CRUSTACEANS, MOLLUSCS ETC	677	1 231	685
268 WOOL, OTHER ANIMAL HAIR	126	815	462	056 VEGETABLES, PRPD, PRSD, NES	21	221	125
291 CRUDE ANIMAL MATERLS. NES	836	4 351	2 490	057 FRUIT, NUTS EXCL. OIL NUTS	520	192	109
292 CRUDE VEG. MATERIALS, NES	2 542	337	127	061 SUGARS, MOLASSES, HONEY	2 031 502	27 806	15 601
613 FURSKINS, TANNED, DRESSED	16	223	207	075 SPICES	1 746	334	190
658 TEXTILE ARTICLES NES	102	363	207	081 ANIMAL FEED STUFF	1 985	141	80
659 FLOOR COVERINGS, ETC.	11 355	38 842	22 212	211 HIDES, SKINS (EX. FURS), RAW	17	95	53
667 PEARLS, PRECIOUS STONES	.	.	.	212 FURSKINS, RAW	13	96	53
697 HOUSEHOLD EQUIPMENT, NES	29	56	33	223 OILSEED (OTH. FIX. VEG. OIL)	585	53	30
792 AIRCRAFT, ASSOCTD. EQUIPNT	7	569	326	263 COTTON	167 792	39 287	22 621
842 WOMEN, GIRL CLOTHING, XKNIT	15	54	31	268 WOOL, OTHER ANIMAL HAIR	2 350	447	256
845 OTHR. TEXTILE APPAREL, NES	28	109	62	269 WORN CLOTHING, TEXTL. ARTL	887	291	168
894 BABY CARRIAGE, TOYS, GAMES	17	51	30	288 NON-FERROUS WASTE, SCRAP	121	54	31
896 WORKS OF ART, ANTIQUE ETC	40	118	66	291 CRUDE ANIMAL MATERLS. NES	1 493	8 907	5 077
897 GOLD, SILVERWARE, JEWEL NES	15	91	53	292 CRUDE VEG. MATERIALS, NES	37 948	14 615	8 274
EXPORTS	98 321	32 003	18 055	553 PERFUMERY, COSMETICS, ETC.	50	70	41
012 OTHER MEAT, MEAT OFFAL	925	88	52	592 STARCHES, INULIN, ETC.	790	484	266
061 SUGARS, MOLASSES, HONEY	783	100	58	611 LEATHER	3 864	22 258	12 731
268 WOOL, OTHER ANIMAL HAIR	470	267	142	612 MANUFACT. LEATHER ETC. NES	153	330	188
269 WORN CLOTHING, TEXTL. ARTL	16 804	1 502	845	613 FURSKINS, TANNED, DRESSED	32	305	172
334 PETROLEUM PRODUCTS	6 491	993	555	621 MATERIALS OF RUBBER	143	69	40
421 FIXED VEG. FAT, OILS, SOFT	831	117	64	635 WOOD MANUFACTURES, NES	48	68	40
512 ALCOHOL, PHENOL, ETC. DERIV	473	113	64	651 TEXTILE YARN	26 072	13 985	8 128
513 CARBOXYLIC ACIDS, DERIVTS	118	80	44	652 COTTON FABRICS, WOVEN	33 120	22 594	12 941
514 NITROGEN-FUNCT. COMPOUNDS	161	321	190	653 FABRICS, MAN-MADE FIBRES	9 706	6 688	3 991
515 ORGANO-INORGANIC COMPNDS	337	1 372	802	655 KNIT. CROCHET. FABRIC NES	159	228	131
522 INORGANIC CHEM. ELEMENTS	130	130	73	656 TULLE, LACE, EMBROIDRY. ETC	1 002	1 468	835
523 METAL. SALTS, INORGAN. ACID	373	126	70	657 SPECIAL YARN, TXTL. FABRIC	208	93	53
531 SYNTH. COLOURS, LAKES, ETC.	383	868	488	658 TEXTILE ARTICLES NES	59 326	58 143	33 122
532 DYEING, TANNING MATERIALS	1 205	188	105	659 FLOOR COVERINGS, ETC.	14 948	87 819	50 427
533 PIGMENTS, PAINTS, ETC.	111	108	59	661 LIME, CEMENT, CONSTR. MATRL	297	215	122
541 MEDICINES, ETC. EXC. GRP542	180	824	473	667 PEARLS, PRECIOUS STONES	.	.	.
542 MEDICAMENTS	318	1 020	589	673 FLAT-ROLLED IRON ETC.	29 773	2 250	1 315
553 PERFUMERY, COSMETICS, ETC.	3 019	1 887	1 081	693 WIRE PRODUCTS EXCL. ELECT	3 175	495	270
554 SOAP, CLEANERS, POLISH, ETC	1 068	365	213	695 TOOLS	125	332	193
573 POLYMERS, VINYL CHLORIDE	2 388	538	300	696 CUTLERY	529	1 343	765
575 OTH. PLASTIC, PRIMARY FORM	35	87	51	697 HOUSEHOLD EQUIPMENT, NES	109	121	68
579 PLASTIC WASTE, SCRAP ETC	1 528	136	79	699 MANUFACTS. BASE METAL, NES	41	51	30
582 PLASTIC PLATE, SHEETS, ETC	236	274	150	713 INTRNL COMBUS PSTN ENGIN	168	70	38
597 PREPRD ADDITIVES, LIQUIDS	922	497	289	714 ENGINES, MOTORS NON-ELECT	47	1 510	821
598 MISC. CHEMICAL PRODS. NES	251	212	121	716 ROTATING ELECTRIC PLANT	8	77	41
625 RUBBER TYRES, TUBES, ETC.	215	97	57	724 TEXTILE, LEATHER MACHINES	103	132	76
629 ARTICLES OF RUBBER, NES	765	175	100	743 PUMPS NES, CENTRIFUGS ETC	181	137	80
641 PAPER AND PAPERBOARD	472	143	81	749 NON-ELECT MACH. PARTS, ETC	91	201	121
642 PAPER, PAPERBOARD, CUT ETC	298	199	111	762 RADIO-BROADCAST RECEIVER	41	131	71
651 TEXTILE YARN	1 067	387	214	764 TELECOMM. EQUIP. PARTS NES	8	343	184
653 FABRICS, MAN-MADE FIBRES	20	115	62	778 ELECTRIC. MACH. APPART. NES	8	247	139
655 KNIT. CROCHET. FABRIC NES	36	81	48	792 AIRCRAFT, ASSOCTD. EQUIPNT	7	616	339
662 CLAY, REFRCT. CONSTR. MATRL	663	76	42				



7 IMPORTS AND EXPORTS (SPECIAL TRADE) BY COUNTRIES OF PRODUCTION AND CONSUMPTION AND BY GROUPS OF THE SITC-REV. III 1988

GROUP DESCRIPTION	DT = 100 KG	1 000 DM	1 000 \$	GROUP DESCRIPTION	DT = 100 KG	1 000 DM	1 000 \$
813 LIGHTNG FIXTURES ETC.NES	78	84	46	673 FLAT-ROLLED IRON ETC.	260 562	18 550	10 514
821 FURNITURE,CUSHIONS,ETC.	296	223	128	674 FLAT-ROLLED PLATED IRON	145 671	8 855	5 073
831 TRUNK,SUIT-CASES,BAG,ETC	6 743	7 301	4 162	675 FLAT-ROLLED, ALLOY STEEL	24 358	6 109	3 454
841 MENS,BOYS CLOTHING,X-KNIT	13 768	27 095	15 487	676 IRON, STL.BAR,SHAPES ETC.	42 693	5 846	3 293
842 WOMEN,GIRL CLOTHNG,XKNIT	21 339	48 670	27 746	678 WIRE OF IRON OR STEEL	321	157	90
843 MENS,BOYS CLOTHING,KNIT	6 083	10 461	5 981	679 TUBES,PIPES,ETC.IRON,STL	42 644	9 198	5 323
844 WOMEN,GIRLS CLOTHING,KNIT	12 457	21 354	12 237	681 SILVER,PLATINUM,ETC.	45	631	355
845 OTHR.TEXTILE APPAREL,NES	19 253	30 462	17 445	682 COPPER	12 485	7 234	4 116
846 CLOTHING ACCESSRS,FABRIC	7 976	8 440	4 834	683 NICKEL	149	1 102	631
848 CLOTHNG,NONTXTL;HEADGEAR	10 576	54 454	31 265	684 ALUMINIUM	12 470	8 457	4 828
851 FOOTWEAR	3 303	7 423	4 188	686 ZINC	225	78	46
872 MEDICAL INSTRUMENTS NES	1 298	9 942	5 699	689 MISC.NON-FERR.BASE METAL	8	112	66
874 MEASURE,CONTROL INSTRMNT	19	811	457	691 METALLIC STRUCTURES NES	6 404	2 519	1 462
885 WATCHES AND CLOCKS	55	393	218	692 CONTAINERS,STORAGE,TRNSP	4 045	1 902	1 081
892 PRINTED MATTER	50	75	42	693 WIRE PRODUCTS EXCL.ELECT	245	380	215
894 BABY CARRIAGE,TOYS,GAMES	11 054	23 685	13 539	694 NAILS,SCREWS,NUTS,ETC.	289	847	469
896 WORKS OF ART,ANTIQUE ETC	192	217	125	695 TOOLS	876	6 760	3 825
897 GOLD,SILVERWARE,JEWEL NES	25	110	62	696 CUTLERY	92	340	193
898 MUSICAL INSTRUMENTS,ETC.	58	111	65	697 HOUSEHOLD EQUIPMENT,NES	118	251	146
899 MISC MANUFCTRD GOODS NES	77	128	74	699 MANUFACTS.BASE METAL,NES	26 100	10 410	5 860
EXPORTS	2 886 724	915 069	521 404	700 CPL IND PLANT (84/85/87)	9 728	30 107	17 283
001 LIVE ANIMALS	92	716	409	711 STEAM GENER. BOILERS,ETC.	7 005	2 389	1 330
022 MILK AND CREAM	37 177	6 988	4 008	712 STEAM TURBINES	2 274	13 621	7 739
041 WHEAT, MESLIN, UNMILLED	199 411	4 682	2 667	713 INTRNL COMBUS PSTN ENGIN	530	2 679	1 503
054 VEGETABLES	2 015	309	165	714 ENGINES,MOTORS NON-ELECT	72	2 680	1 467
061 SUGARS,MOLASSES,HONEY	51 726	2 533	1 450	716 ROTATING ELECTRIC PLANT	4 161	8 871	5 189
081 ANIMAL FEED STUFF	3 240	581	330	718 OTH.PDWR.GENRTRNG.MACHNRY	446	1 718	982
098 EDIBLE PROD.PREPRPTS,NES	748	588	331	721 AGRIC.MACHINES,EX.TRACTR	2 321	2 709	1 552
211 HIDES,SKINS(EX.FURS),RAW	1 072	89	51	723 CIVIL ENGINEERING EQUIPT	2 853	3 515	1 973
232 SYNTHETIC RUBBER, ETC.	18 878	3 173	1 805	724 TEXTILE, LEATHER MACHINES	52 208	80 610	46 252
247 WOOD ROUGH,ROUGH SQUARED	1 087	67	40	725 PAPER,PULP MILL MACHINES	1 397	1 612	922
251 PULP AND WASTE PAPER	7 322	824	462	726 PRINTNG,BOOKBINDNG MACHS	817	1 799	1 021
266 SYNTHETIC FIBRES	7 725	2 534	1 437	727 FODD-PROCESS.MCH.NON DOM	454	1 420	782
269 WORN CLOTHING,TEXTL.ARTL	38 704	2 840	1 581	728 OTH.MACH.PTS,SPCL INDUST	8 187	15 480	8 908
278 OTHER CRUDE MINERALS	7 272	471	261	731 METAL REMOVAL WORK TOOLS	3 036	13 113	7 365
282 FERROUS WASTE AND SCRAP	57 277	1 317	714	733 MACH-TOOLS,METAL-WORKING	4 079	2 962	1 657
288 NON-FERROUS WASTE,SCRAP	27 957	3 261	1 849	735 PARTS,NES,FOR MACH-TOOLS	1 209	2 352	1 306
292 CRUDE VEG.MATERIALS, NES	650	629	343	737 METALWORKING MACHNRY,NES	507	1 032	579
334 PETROLEUM PRODUCTS	1 944	523	292	741 HEATNG,COOLNG EQUIP,PART	381	2 734	1 564
335 RESIDUAL PETROL.PRODUCTS	2 728	501	280	743 PUMPS FOR LIQUIDS,PARTS	3 707	9 971	5 656
421 FIXED VEG.FAT,OILS, SOFT	67 351	4 506	2 670	744 MECHANICAL HANDLNG EQUIP	6 202	5 156	2 939
431 ANIMAL,VEG.FATS,OILS,NES	1 487	363	204	745 OTH.NONELEC MCH,TOOL,NES	1 874	6 904	3 946
511 HYDROCARBONS,NES,DERIVTS	7 381	1 470	839	746 BALL OR ROLLER BEARINGS	1 619	2 519	1 439
512 ALCOHOL,PHENOL,ETC.DERIV	14 786	1 635	916	747 TAPS,COCKS,VALVES,ETC.	443	2 949	1 671
513 CARBOXYLIC ACIDS,DERIVTS	90 797	14 211	8 051	748 TRANSMISSIONS SHAFTS ETC	1 148	2 338	1 316
514 NITROGEN-FUNCT.COMPOUNDS	13 926	6 376	3 603	749 NON-ELECT MACH.PARTS,ETC	373	1 651	937
515 ORGANO-INORGANIC COMPNDS	3 127	15 270	8 809	751 OFFICE MACHINES	111	421	237
516 OTHER ORGANIC CHEMICALS	2 631	2 515	1 429	752 AUTOMATC.DATA PROC.EQUIP	163	2 887	1 646
522 INORGANIC CHEM.ELEMENTS	61 690	7 218	4 001	759 PARTS,FOR OFFICE MACHINS	147	352	215
523 METAL.SALTS,INORGAN.ACID	20 276	3 154	1 777	763 SOUND RECORDER,PHONOGRPH	1	98	57
524 OTHER CHEMICAL COMPOUNDS	114	163	94	764 TELECOMM.EQUIP.PARTS NES	2 703	59 474	33 682
525 RADIO-ACTIVE MATERIALS	5	113	65	771 ELECT POWR MACHNRY.PARTS	654	3 834	2 230
531 SYNTH.COLOURS,LAKES,ETC.	6 647	15 029	8 575	772 ELEC.SWITCH.RELAY.CIRCUIT	2 566	22 409	12 830
532 DYEING,TANNING MATERIALS	47 754	10 125	5 741	773 ELECTR DISTRIB.EQPT NES	7 897	11 717	6 740
533 PIGMENTS, PAINTS, ETC.	13 986	6 866	3 900	774 ELECTRO-MEDCL,XRAY EQUIP	374	6 907	3 940
541 MEDICINES,ETC.EXC.GRPS42	2 446	15 015	8 524	775 DOM.ELEC.NON-ELEC.EQUIPT	1 164	2 783	1 561
542 MEDICAMENTS	5 041	21 263	12 110	776 TRANSISTORS,VALVES,ETC.	25	1 180	687
551 ESSNTL.OIL,PERFUME,FLAVR	876	2 536	1 456	778 ELECTRIC.MACH.APPART.NES	5 477	6 369	3 620
554 SOAP,CLEANERS,POLISH,ETC	11 939	3 328	1 881	781 PASS.MOTOR VEHCLS.EX.BUS	1 901	7 568	4 268
562 FERTILIZER,EXCEPT GRP272	329 146	11 510	6 583	782 GOODS,SPCL TRANSPORT VEH	19 994	18 832	11 150
571 POLYMERS OF ETHYLENE	20 483	4 485	2 558	783 ROAD MOTOR VEHICLES NES	2 702	5 059	2 837
572 POLYMERS OF STYRENE	19 611	5 911	3 311	784 PARTS,TRACTORS,MOTOR VEH	3 923	11 026	6 257
573 POLYMERS,VINYL CHLORIDE	9 051	2 328	1 324	786 TRAILERS,SEMI-TRAILR,ETC	533	245	141
574 POLYACETAL,POLYCARBONATE	5 180	2 336	1 333	791 RAILWAY VEHICLES.EQUIPNT	308	727	432
575 OTH.PLASTIC,PRIMARY FORM	28 239	11 504	6 507	792 AIRCRAFT,ASSOCTD.EQUIPNT	17	2 140	1 218
579 PLASTIC WASTE,SCRAP ETC	10 768	329	184	793 SHIP,BOAT,FLOAT.STRUCTRS	470 990	14 088	7 909
581 PLASTIC TUBE,PIPE,HOSE	91	256	146	813 LIGHTNG FIXTURES ETC.NES	79	1 676	389
582 PLASTIC PLATE,SHEETS,ETC	8 838	5 710	3 221	821 FURNITURE,CUSHIONS,ETC.	403	1 138	644
583 MONOFILAMENT OF PLASTICS	28	66	37	841 MENS,BOYS CLOTHNG,X-KNIT	55	222	124
591 INSECTICIDES, ETC.	20 426	25 726	14 921	845 OTHR.TEXTILE APPAREL,NES	65	157	87
592 STARCHES,INULIN,ETC.	1 968	1 000	572	846 CLOTHING ACCESSRS,FABRIC	33	180	100
593 EXPLOSIVES,PYROTECHNICS	202	141	80	848 CLOTHNG,NONTXTL;HEADGEAR	30	279	153
597 PREPRD ADDITIVES,LIQUIDS	21 644	6 140	3 466	851 FOOTWEAR	181	215	122
598 MISC.CHEMICAL PRDTS,NES	41 340	15 143	8 598	871 OPTICAL INSTRUMENTS,NES	46	1 574	907
600 CPL IND PLANT CHAP 69-76	58 723	50 306	28 687	872 MEDICAL INSTRUMENTS NES	1 127	12 305	6 985
612 MANUFACT.LEATHER ETC.NES	4	52	30	873 METERS,COUNTERS,NES	45	492	279
621 MATERIALS OF RUBBER	2 665	2 214	1 234	874 MEASURE,CONTROL INSTRMNT	1 333	19 369	10 899
625 RUBBER TYRES,TUBES,ETC.	799	597	329	881 PHOTOGRAPH APPAR.ETC.NES	104	646	362
629 ARTICLES OF RUBBER, NES	877	1 011	578	882 PHOTO.CINEMATDGRPH.SUPPL	6 059	8 962	5 152
635 WOOD MANUFACTURES, NES	453	177	106	884 OPTICAL GOODS NES	4	307	174
641 PAPER AND PAPERBOARD	74 838	12 888	7 295	885 WATCHES AND CLOCKS	13	142	80
642 PAPER,PAPERBOARD,CUT ETC	2 778	1 248	714	891 ARMS AND AMMUNITION	475	1 732	988
651 TEXTILE YARN	10 419	5 853	3 339	892 PRINTED MATTER	283	1 321	738
652 COTTON FABRICS, WOVEN	167	152	90	893 ARTICLES,NES,OF PLASTICS	1 799	1 976	1 118
654 OTH.TEXTILE FABRIC,WOVEN	48	59	33	894 BABY CARRIAGE,TOYS,GAMES	28	78	44
655 KNIT.CROCHET.FABRIC NES	14	113	65	895 OFFICE,STATIONERY SUPPLS	791	1 963	1 108
656 TULLE,LACE,EMBROIDRY,ETC	12	50	30	897 GOLD,SILVERWARE,JEWEL NES	116	306	170
657 SPECIAL YARN,TEXTL.FABRIC	1 052	2 340	1 316	898 MUSICAL INSTRUMENTS,ETC.	169	963	564
658 TEXTILE ARTICLES NES	49	529	290	899 MISC MANUFCTRD GOODS NES	1 787	4 771	2 827
659 FLOOR COVERINGS, ETC.	335	485	285	941 COMPL IND PLANT CHAPT 99			
661 LIME,CEMENT,CONSTR.MATRL	45 891	938	542	INDIA			
662 CLAY,REFRCT,CONSTR.MATRL	62 348	8 075	4 611	IMPORTS	3 112 732	1 819 697	1 039 504
663 MINERAL MANUFACTURES,NES	6 636	3 079	1 728	001 LIVE ANIMALS	12	112	64
664 GLASS	14 317	2 769	1 590	034 FISH,FRESH,CHILLED,FRDZN	34	97	54
665 GLASSWARE	475	955	539	036 CRUSTACEANS,MOLLUSCS ETC	2 806	2 115	1 202
671 PIG IRON,SPIEGELEISN,ETC	3 112	569	320				
672 INGOTS ETC.IRON OR STEEL	1 220	169	96				

7 IMPORTS AND EXPORTS (SPECIAL TRADE) BY COUNTRIES OF PRODUCTION AND CONSUMPTION AND BY GROUPS OF THE SITC-REV. III 1988

GROUP DESCRIPTION	DT = 100 KG	1 000 DM	1 000 \$	GROUP DESCRIPTION	DT = 100 KG	1 000 DM	1 000 \$
037 FISH ETC. PREPD, PRSVD, NES	282	250	142	728 OTH. MACH, PTS, SPCL INDUST	613	194	108
042 RICE	8 479	2 053	1 178	731 METAL REMOVAL WORK TOOLS	1 140	1 090	624
054 VEGETABLES	2 158	488	265	733 MACH-TOOLS, METAL-WORKING	263	255	143
056 VEGETABLES, PRPD, PRSVD, NES	4 694	1 477	845	735 PARTS, NES, FOR MACH-TOOLS	1 741	1 994	1 147
057 FRUIT, NUTS EXCL. OIL NUTS	22 480	22 103	12 449	737 METALWORKING MACHNRY NES	11	64	36
058 FRUIT, PRESERVED, PREPARED	9 451	2 216	1 251	741 HEATNG, COOLNG EQUIP, PART	29	305	174
059 FRUIT, VEGETABLE JUICES	1 304	361	201	742 PUMPS FOR LIQUIDS, PARTS	2 513	11 986	6 823
061 SUGARS, MOLASSES, HONEY	99 963	13 131	7 120	743 PUMPS NES, CENTRIFUGS ETC	157	1 719	976
071 COFFEE, COFFEE SUBSTITUTE	44 851	18 956	10 882	745 OTH. NONELEC MCH, TOOL, NES	205	258	147
072 COCOA	198	180	95	746 BALL DR ROLLER BEARINGS	40	98	55
074 TEA AND MATE	58 520	47 737	27 136	747 TAPS, COCKS, VALVES, ETC.	436	813	463
075 SPICES	25 477	13 571	7 639	748 TRANSMISSIONS SHAFTS ETC	4 595	2 349	1 341
081 ANIMAL FEED STUFF	18 175	446	251	749 NON-ELECT MACH. PARTS, ETC	372	394	228
098 EDIBLE PROD. PREPRTNS, NES	434	170	92	752 AUTOMATC. DATA PROC. EQUIP	19	132	78
112 ALCOHOLIC BEVERAGES	178	119	68	759 PARTS, FOR OFFICE MACHINS	12	100	60
121 TOBACCO, UNMANUFACTURED	2 685	1 315	751	764 TELECOMM. EQUIP. PARTS NES	325	875	494
222 OILSEED(SFT. FIX VEG. OIL)	4 152	433	250	771 ELECT POWER MACHNRY. PARTS	706	1 050	599
223 OILSEED(OTH. FIX. VEG. OIL)	3 402	423	238	772 ELEC. SWITCH. RELAY. CIRCUIT	195	1 517	879
248 WOOD, SIMPLY WORKED	723	327	186	773 ELECTR DISTRIB. EQPT NES	40	239	138
261 SILK	581	1 045	586	774 ELECTRO-MEDCL. XRAY EQUIP	4	66	37
263 COTTON	6 188	1 642	979	776 TRANSISTORS, VALVES, ETC.	26	668	379
265 VEGETABLE TEXTILE FIBRES	249	60	36	778 ELECTRIC MACH. APPART. NES	326	702	399
266 SYNTHETIC FIBRES	828	203	109	782 GOODS, SPCL TRANSPORT VEH	30	65	37
267 OTHER MAN-MADE FIBRES	53 077	3 104	1 754	784 PARTS, TRACTORS, MOTOR VEH	2 273	1 846	1 054
268 WOOL, OTHER ANIMAL HAIR	67	62	36	785 CYCLES, MOTORCYCLES ETC.	3 049	2 313	1 300
269 WORN CLOTHING, TEXTL. ARTL	528	215	121	786 TRAILERS, SEMI-TRAILR, ETC	3 619	523	296
273 STONE, SAND AND GRAVEL	552 082	23 219	13 215	792 AIRCRAFT, ASSOC'D. EQUIPNT	51	786	442
277 NATURAL ABRASIVES, NES	2 739	164	94	813 LIGHTNG FIXTURES ETC. NES	1 066	1 484	831
278 OTHER CRUDE MINERALS	91 491	4 914	2 787	821 FURNITURE, CUSHIONS, ETC.	1 173	2 160	1 226
281 IRON ORE, CONCENTRATES	800 414	4 486	2 527	831 TRUNK, SUIT-CASES, BAG, ETC	7 693	44 047	25 155
287 ORE, CONCENTR. BASE METALS	185 935	2 991	1 782	841 MENS, BOYS CLOTHING, X-KNIT	39 382	143 144	81 784
288 NON-FERROUS WASTE, SCRAP	2 160	960	517	842 WOMEN, GIRL CLOTHING, XKNIT	45 764	185 247	106 347
291 CRUDE ANIMAL MATERLS. NES	24 538	3 772	2 150	843 MENS, BOYS CLOTHING, KNIT	2 534	6 857	3 976
292 CRUDE VEG. MATERIALS, NES	141 487	46 053	26 115	844 WOMEN, GIRLS CLOTHNG. KNIT	7 313	22 391	13 090
431 ANIMAL, VEG. FATS, OILS, NES	3 710	1 234	701	845 OTHR. TEXTILE APPAREL, NES	18 853	57 170	32 926
511 HYDROCARBONS, NES, DERIVTS	1 513	728	409	846 CLOTHING ACCESSRS, FABRIC	2 332	9 200	5 264
512 ALCOHOL, PHENOL, ETC. DERIV	687	385	218	848 CLOTHNG, NONTXTLS; HEADGEAR	14 229	82 404	47 122
513 CARBOXYLIC ACIDS, DERIVTS	3 197	1 595	902	851 FOOTWEAR	29 328	118 015	67 868
514 NITROGEN-FUNCT. COMPOUNDS	9 520	13 541	7 683	872 MEDICAL INSTRUMENTS NES	33	281	164
515 ORGANO-INORGANIC COMPNDS	7 323	14 615	8 416	874 MEASURE, CONTROL INSTRMIT	127	2 060	1 160
516 OTHER ORGANIC CHEMICALS	4 725	4 654	2 587	881 PHOTOGRAPH APPAR. ETC. NES	26	337	185
522 INORGANIC CHEM. ELEMENTS	610	95	55	882 PHOTO. CINEMATOGRPH. SUPPL	17	70	39
523 METAL. SALTS, INORGAN. ACID	2 245	4 089	2 323	884 OPTICAL GOODS NES	22	195	108
525 RADIO-ACTIVE MATERIALS	500	146	83	891 ARMS AND AMMUNITION	129	217	122
531 SYNTH. COLOURS, LAKES, ETC.	4 132	7 973	4 546	892 PRINTED MATTER	465	681	392
532 DYEING, TANNING MATERIALS	1 332	321	182	893 ARTICLES, NES, OF PLASTICS	735	527	300
533 PIGMENTS, PAINTS, ETC.	106	241	147	894 BABY CARRIAGE, TOYS, GAMES	3 883	3 908	2 237
541 MEDICINES, ETC. EXC. GRP542	817	8 528	4 846	895 OFFICE, STATIONERY SUPPLS	133	422	232
542 MEDICAMENTS	1 158	1 001	567	896 WORKS OF ART, ANTIQUE ETC	208	834	475
551 ESSNTL. OIL, PERFUME, FLAVR	523	2 303	1 326	897 GOLD, SILVERWARE, JEWEL NES	1 047	6 937	3 959
553 PERFUMERY, COSMETICS, ETC.	191	272	148	898 MUSICAL INSTRUMENTS, ETC.	169	609	347
582 PLASTIC PLATE, SHEETS, ETC	1 144	839	492	899 MISC MANUFCTRD GOODS NES	1 064	2 470	1 400
592 STARCHES, INULIN, ETC.	158	76	40	971 GOLD, NONMONTRY EXCL ORES		347	202
611 LEATHER	16 021	85 237	48 909				
612 MANUFACT. LEATHER ETC. NES	2 858	6 364	3 632	EXPORTS	12 077 173	2 934 230	1 667 675
613 FURSKINS, TANNED, DRESSED	2	116	64	001 LIVE ANIMALS	19	280	167
621 MATERIALS OF RUBBER	319	169	95	022 MILK AND CREAM	119 501	28 164	15 813
625 RUBBER TYRES, TUBES, ETC.	2 931	996	564	023 BUTTER, OTHER FAT OF MILK	121 091	35 134	20 643
629 ARTICLES OF RUBBER, NES	978	764	432	024 CHEESE AND CURD	153	130	75
634 VENEERS, PLYWOOD, ETC.	2 837	1 375	780	054 VEGETABLES	219	249	141
635 WOOD MANUFACTURES, NES	1 639	1 993	1 132	061 SUGARS, MOLASSES, HONEY	21 546	1 254	731
642 PAPER, PAPERBOARD, CUT ETC	122	366	205	081 ANIMAL FEED STUFF	1 172	181	102
651 TEXTILE YARN	76 612	36 038	20 822	111 NON-ALCOHOL. BEVERAGE, NES	511	70	42
652 COTTON FABRICS, WOVEN	80 216	57 917	39 565	112 ALCOHOLIC BEVERAGES	2 068	1 034	578
653 FABRICS, MAN-MADE FIBRES	2 410	1 955	1 127	113 SYNTHETIC RUBBER, ETC.	19 694	5 182	2 972
654 OTH. TEXTILE FABRIC, WOVEN	18 023	46 881	26 710	248 WOOD, SIMPLY WORKED	1 422	132	77
655 KNIT. CROCHET. FABRIC NES	19	90	50	251 PULP AND WASTE PAPER	23 565	403	224
656 TULLE, LACE, EMBROIDRY, ETC	197	1 605	916	266 SYNTHETIC FIBRES	2 100	528	296
657 SPECIAL YARN, TXTL. FABRIC	1 471	567	326	900 OTHER ANIMAL HAIR	86	90	49
658 TEXTILE ARTICLES NES	35 995	46 271	26 369	269 WORN CLOTHING, TEXTL. ARTL	17 671	1 436	821
659 FLOOR COVERINGS, ETC.	142 494	314 593	179 024	273 STONE, SAND AND GRAVEL	543	53	31
661 LIME, CEMENT, CONSTR. MATRL	76 977	3 295	1 879	274 SULPHUR, UNRSTD. IRON PYRS	2 269	586	336
663 MINERAL MANUFACTURES, NES	816	1 705	967	277 NATURAL ABRASIVES, NES	3	777	437
664 GLASS	139	78	43	278 OTHER CRUDE MINERALS	57 989	1 524	869
665 GLASSWARE	8 683	6 051	3 515	282 FERROUS WASTE AND SCRAP	1 794 794	38 342	21 777
666 POTTERY	258	132	71	285 ALUMINIUM ORE, CONCTR. ETC	12 721	1 481	841
667 PEARLS, PRECIOUS STONES				287 ORE, CONCENTR. BASE METALS	130	357	197
671 PIG IRON, SPIEGELEISN, ETC	151 173	27 138	15 157	288 NON-FERROUS WASTE, SCRAP	86 168	13 909	8 122
672 INGOTS ETC. IRON OR STEEL	133	412	249	291 CRUDE ANIMAL MATERLS. NES	39	123	73
675 FLAT-ROLLED, ALLOY STEEL	978	336	193	292 CRUDE VEG. MATERIALS, NES	344	375	214
676 IRON, STL. BAR, SHAPES ETC.	7 153	3 360	1 875	334 PETROLEUM PRODUCTS	6 065	1 017	573
678 WIRE OF IRON OR STEEL	3 166	217	124	335 RESIDUAL PETROL. PRODUCTS	132 588	13 142	7 407
679 TUBES, PIPES, ETC. IRON, STL	65	115	64	421 FIXED VEG. FAT, OILS, SOFT	166 029	12 392	7 205
684 ALUMINIUM	1 493	599	337	511 ANIMAL, VEG. FATS, OILS, NES	3 137	598	337
692 CONTAINERS, STORAGE, TRNSP	78	90	51	512 HYDROCARBONS, NES, DERIVTS	22 247	4 572	2 611
693 WIRE PRODUCTS EXCL. ELECT	349	57	31	513 ALCOHOL, PHENOL, ETC. DERIV	132 831	32 749	18 579
694 NAILS, SCREWS, NUTS, ETC.	2 508	1 145	643	514 CARBOXYLIC ACIDS, DERIVTS	121 227	27 618	15 673
695 TOOLS	18 136	15 057	8 571	515 NITROGEN-FUNCT. COMPOUNDS	62 480	48 059	27 233
696 CUTLERY	44	127	68	516 ORGANO-INORGANIC COMPNDS	21 738	21 977	12 455
697 HOUSEHOLD EQUIPMENT, NES	12 161	15 824	8 978	517 OTHER ORGANIC CHEMICALS	44 408	33 496	19 074
699 MANUFACTS. BASE METAL, NES	6 493	1 873	1 056	522 INORGANIC CHEM. ELEMENTS	52 993	15 270	8 715
712 STEAM TURBINES	30	551	325	523 METAL. SALTS, INORGAN. ACID	28 809	5 188	2 913
713 INTRNL COMBUS PSTN ENGIN	946	2 294	1 314	524 OTHER CHEMICAL COMPOUNDS	2 691	2 260	1 272
714 ENGINES, MOTORS NON-ELECT	83	1 667	987	525 RADIO-ACTIVE MATERIALS	13	165	93
716 ROTATING ELECTRIC PLANT	29	115	63	531 SYNTH. COLOURS, LAKES, ETC.	2 138	8 243	4 665
718 OTH. POWR. GENRTRNG. MACHNRY	33	81	48	532 DYEING, TANNING MATERIALS	2 707	965	547
723 CIVIL ENGINEERING EQPT	828	164	96	533 PIGMENTS, PAINTS, ETC.	16 876	9 855	5 572
724 TEXTILE, LEATHER MACHINES	1 385	3 029	1 730	541 MEDICINES, ETC. EXC. GRP542	2 046	22 767	12 889
725 PAPER, PULP MILL MACHINES	86	215	117				



7 IMPORTS AND EXPORTS (SPECIAL TRADE) BY COUNTRIES OF PRODUCTION AND CONSUMPTION AND BY GROUPS OF THE SITC-REV. III 1988

GROUP DESCRIPTION	DT = 100 KG	1 000 DM	1 000 \$	GROUP DESCRIPTION	DT = 100 KG	1 000 DM	1 000 \$
542 MEDICAMENTS	1 926	7 586	4 327	771 ELECT POWER MACHNY.PARTS	2 292	9 739	5 530
551 ESSNTL. DIL. PERFUME, FLAVR	170	476	266	772 ELEC. SWITCH. RELAY. CIRCUIT	5 768	89 561	39 502
553 PERFUMERY, COSMETICS, ETC.	278	674	397	773 ELECTR. DISTRIB. EQPT NES	15 596	15 631	8 943
554 SOAP, CLEANERS, POLISH, ETC	6 950	2 792	1 573	774 ELECTRO-MEDCL. XRAY EQUIP	1 146	32 011	18 171
562 FERTILIZER, EXCEPT GRP272	2 949 024	44 946	25 469	775 DOM. ELEC. NON-ELEC. EQUIPT	231	1 034	584
571 POLYMERS OF ETHYLENE	72 168	14 030	8 018	776 TRANSISTORS, VALVES, ETC.	446	16 887	9 580
572 POLYMERS OF STYRENE	3 222	985	547	778 ELECTRIC. MACH. APPART. NES	2 978	22 596	12 680
573 POLYMERS, VINYL CHLORIDE	22 759	5 118	2 881	781 PASS. MOTOR VEHCLS. EX. BUS	1 488	5 158	2 931
574 POLYACETAL, POLYCARBONATE	49 651	12 182	6 946	782 GOODS, SPCL TRANSPOR VEH	11 588	19 666	11 539
575 OTH. PLASTIC, PRIMARY FORM	38 201	16 661	9 444	783 ROAD MOTOR VEHICLES NES	444	558	301
579 PLASTIC WASTE, SCRAP ETC	12 803	811	460	784 PARTS, TRACTORS, MOTOR VEH	6 230	16 100	9 056
581 PLASTIC TUBE, PIPE, HOSE	1 471	8 633	4 973	785 CYCLES, MOTORCYCLES ETC.	42	231	132
582 PLASTIC PLATE, SHEETS, ETC	8 227	10 861	6 164	786 TRAILERS, SEMI-TRAILR. ETC	2 157	2 516	1 451
583 MONOFILAMENT OF PLASTICS	30	83	45	791 RAILWAY VEHICLES. EQUIPNT	1 633	10 268	5 766
591 INSECTICIDES, ETC.	654	324	181	792 AIRCRAFT, ASSOCTD. EQUIPNT	292	16 182	9 206
592 STARCHES, INULIN, ETC.	647	406	224	793 SHIP, BOAT, FLOAT. STRUCTRS	331 835	13 194	7 489
593 EXPLOSIVES, PYROTECHNICS	59	231	127	800 CPL IND PLANT CHAP 90/94	413	1 882	1 075
597 PREPRD ADDITIVES, LIQUIDS	22 314	7 641	4 342	813 LIGHTING FIXTURES ETC. NES	417	1 391	792
598 MISC. CHEMICAL PRDCTS. NES	93 106	34 294	19 546	821 FURNITURE, CUSHIONS, ETC.	512	2 210	1 263
600 CPL IND PLANT CHAP 69-76	4 720	8 671	4 925	831 TRUNK, SUIT-CASES, BAG, ETC	290	550	313
611 LEATHER	750	2 514	1 395	842 WOMEN, GIRL CLOTHNG, XKNIT	28	133	72
613 FURSKINS, TANNED, DRESSED	6	151	90	846 CLOTHING ACCESSRS, FABRIC	22	125	71
621 MATERIALS OF RUBBER	1 546	1 399	803	848 CLOTHNG, NONXTL; HEADGEAR	35	389	222
625 RUBBER TYRES, TUBES, ETC.	101	124	72	851 FLOORWEAR	565	1 181	670
629 ARTICLES OF RUBBER, NES	7 165	11 670	6 635	871 MEDICAL INSTRUMENTS, NES	186	8 488	4 845
635 WOOD MANUFACTURES, NES	61	653	370	872 MEDICAL INSTRUMENTS NES	1 132	20 458	11 540
641 PAPER AND PAPERBOARD	28 742	9 982	5 651	873 METERS, COUNTERS, NES	99	1 674	953
642 PAPER, PAPERBOARD, CUT ETC	3 820	2 096	1 165	874 MEASURE, CONTROL INSTRMNT	5 269	113 985	64 683
651 TEXTILE YARN	6 484	4 890	2 732	881 PHOTOGRAPH APPAR. ETC. NES	331	4 882	2 774
652 COTTON FABRICS, WOVEN	284	606	347	882 PHOTO. CINEMATOGRPH. SUPPL	7 435	10 188	5 849
653 FABRICS, MAN-MADE FIBRES	301	619	341	884 OPTICAL GOODS NES	72	3 938	2 249
654 OTH. TEXTILE FABRIC, WOVEN	152	486	274	885 WATCHES AND CLOCKS	691	6 053	3 468
655 KNIT, CROCHET, FABRIC NES	39	69	37	891 ARMS AND AMMUNITION	18	256	140
656 TULLE, LACE, EMBROIDRY. ETC	131	782	445	892 PRINTED MATTER	1 992	14 995	8 594
657 SPECIAL YARN, TXTL. FABRIC	1 950	6 263	3 556	893 ARTICLES, NES, OF PLASTICS	2 093	6 145	3 480
658 TEXTILE ARTICLES NES	78	1 278	702	894 BABY CARRIAGE, TOYS, GAMES	77	1 145	651
659 FLOOR COVERINGS, ETC.	376	769	467	895 OFFICE, STATIONERY SUPPLS	524	1 702	977
662 CLAY, REFRACT. CONSTR. MATRL	65 977	15 590	8 851	897 GOLD, SILVERWARE, JEWEL NES	9	556	332
663 MINERAL MANUFACTURES, NES	7 630	10 152	5 765	898 MUSICAL INSTRUMENTS, ETC.	216	2 399	1 369
664 GLASS	21 387	5 670	3 206	899 MISC MANUFCTRD GOODS NES	324	3 164	1 784
665 GLASSWARE	1 237	1 614	926	941 CPL IND PLANT CHAPT 99	1 556	2 469	1 410
667 PEARLS, PRECIOUS STONES	.	.	.	971 GOLD, NONMONTRY EXCL ORES	.	124	71
671 PIG IRON, SPIEGELEISN, ETC	3 858	2 957	1 553				
672 INGOTS ETC. IRON OR STEEL	34 046	2 571	1 448	BANGLADESH			
673 FLAT-ROLLED IRON ETC.	3 202 856	252 110	143 617	IMPORTS	210 431	150 054	85 153
674 FLAT-ROLLED PLATED IRON	157 669	12 767	7 242	034 FISH, FRESH, CHILLED, FROZN	164	79	44
675 FLAT-ROLLED, ALLOY STEEL	450 781	83 674	47 967	036 CRUSTACEANS, MOLLUSCS ETC	11 134	28 049	15 891
676 IRON, STL. BAR, SHAPES ETC.	155 858	17 182	9 797	074 TEA AND MATE	2 059	840	482
677 RAILWAY TRACK IRON, STEEL	227 618	14 897	8 761	121 TOBACCO, UNMANUFACTURED	234	70	38
678 WIRE OF IRON OR STEEL	4 898	3 147	1 778	264 JUTE, OTH. TEXTL. BAST FIBR	30 275	1 343	770
679 TUBES, PIPES, ETC. IRON, STL	431 719	88 158	50 865	611 LEATHER	940	2 387	1 336
681 SILVER, PLATINUM, ETC.	24	860	500	651 TEXTILE YARN	54 291	8 619	4 862
682 COPPER	24 291	16 649	9 330	654 OTH. TEXTILE FABRIC, WOVEN	5 955	874	497
683 NICKEL	2 105	5 571	3 132	657 SPECIAL YARN, TXTL. FABRIC	365	97	54
684 ALUMINIUM	7 242	6 041	3 410	658 TEXTILE ARTICLES NES	59 618	8 650	4 925
685 LEAD	62	104	63	659 FLOOR COVERINGS, ETC.	546	289	162
686 ZINC	2 170	560	308	673 FLAT-ROLLED IRON ETC.	523	59	35
687 TIN	788	1 126	658	716 ROTATING ELECTRIC PLANT	95	1 015	598
689 MISC. NON-FERR. BASE METAL	316	2 071	1 167	831 TRUNK; SUIT-CASES, BAG, ETC	266	293	164
691 METALLIC STRUCTURES NES	4 582	5 468	3 205	841 MENS, BOYS CLOTHNG, X-KNIT	33 623	74 810	42 333
692 CONTAINERS, STORAGE, TRNSP	364	1 207	674	842 WOMEN, GIRL CLOTHNG, XKNIT	4 119	12 061	6 930
693 WIRE PRODUCTS EXCL. ELECT	1 194	2 000	1 124	843 MENS, BOYS CLOTHNG, KNIT	1 930	4 292	2 492
694 NAILS, SCREWS, NUTS, ETC.	932	3 168	1 796	844 WOMEN, GIRLS CLOTHNG, KNIT	134	320	187
695 TOOLS	1 956	11 298	6 437	845 OTHR. TEXTILE APPAREL, NES	1 702	3 669	2 098
699 MANUFACT. BASE METAL, NES	40 792	31 414	17 841	846 CLOTHING ACCESSRS, FABRIC	735	1 050	590
700 CPL IND PLANT (84/85/87)	65 592	220 489	123 814	899 MISC MANUFCTRD GOODS NES	829	720	410
711 STEAM GENER. BOILERS, ETC.	7 308	12 587	7 316				
712 STEAM TURBINES	10 777	43 907	24 674	EXPORTS	1 571 627	181 043	102 495
713 INTRNL COMBUS PSTN ENGIN	7 188	44 038	24 822	022 MILK AND CREAM	1 086	186	100
714 ENGINES, MOTORS NON-ELECT	391	10 067	5 722	041 WHEAT, MESLIN, UNMILLED	554 993	15 477	8 859
716 ROTATING ELECTRIC PLANT	13 365	51 885	29 341	048 CEREAL PREPARATIONS	96	64	34
718 OTH. POWR. GENRTRNG. MACHNRY	1 247	4 908	2 788	061 SUGARS, MOLASSES, HONEY	13 831	849	476
721 AGRIC. MACHINES, EX. TRACTR	152	892	506	098 EDIBLE PRD. PREPRTRS, NES	335	335	189
722 TRACTORS	664	1 188	685	112 ALCOHOLIC BEVERAGES	626	130	76
723 CIVIL ENGINEERING EQUIPT	41 251	101 128	57 058	232 SYNTHETIC RUBBER, ETC.	1 858	403	217
724 TEXTILE, LEATHER MACHINES	23 492	82 145	46 585	267 OTHER MAN-MADE FIBRES	269	190	104
725 PAPER, PULP MILL MACHINES	3 862	8 007	4 480	273 STONE, SAND AND GRAVEL	2 420	91	54
726 PRINTNG, BOOKBINDNG MACHS	1 535	9 831	5 615	278 OTHER CRUDE MNERALS	1 418	92	51
727 FOOD-PROCESS. MCH. NON DOM	426	3 562	2 030	292 CRUDE VEG. MATERIALS, NES	163	137	75
728 OTH. MACH. PTS, SPCL INDUST	36 439	103 927	45 112	335 RESIDUAL PETROL. PRODUCTS	1 511	183	101
731 METAL REMOVAL WORK TOOLS	27 245	78 853	59 152	421 FIXED VEG. FAT, OILS, SOFT	750	75	41
733 MACH-TOOLS, METAL-WORKING	10 455	33 504	18 690	511 HYDROCARBONS, NES, DERIVTS	642	216	122
735 PARTS, NES, FOR MACH-TOOLS	3 236	28 808	16 413	512 ALCOHOL, PHENOL, ETC. DERIV	2 360	471	262
737 METALWORKING MACHNRY NES	3 426	14 159	7 986	513 CARBOXYLIC ACIDS, DERIVTS	21 070	3 185	1 828
741 HEATING, COOLNG EQUIP. PART	.	.	.	514 NITROGEN-FUNCT. COMPOUNDS	1 090	1 117	631
742 PUMPS FOR LIQUIDS, PARTS	5 888	40 076	22 698	515 ORGANO-INDORGANIC COMPNDS	479	1 860	1 061
743 PUMPS NES, CENTRIFUGS ETC	6 906	40 027	22 573	516 OTHER ORGANIC CHEMICALS	383	546	304
744 MECHANICAL HANDLING EQUIP	19 329	43 969	25 563	522 INORGANIC CHEM. ELEMENTS	31 378	3 220	1 805
745 OTH. NONELEC MCH, TOOL, NES	3 074	18 389	10 450	523 METAL. SALTS, INORGAN. ACID	5 840	1 170	663
746 BALL OR ROLLER BEARINGS	9 651	23 170	13 266	524 OTHER CHEMICAL COMPOUNDS	57	216	128
747 TAPS, COCKS, VALVES, ETC.	3 048	18 878	10 790	526 SYNTH. COLOURS, LAKES, ETC.	1 445	2 984	1 708
748 TRANSMISSIONS SHAFTS ETC	21 472	63 005	35 396	532 DYEING, TANNING MATERIALS	19 613	4 008	2 267
749 NON-ELECT MACH. PARTS, ETC	6 212	17 487	9 941	533 PIGMENTS, PAINTS, ETC.	2 175	1 298	702
751 OFFICE MACHINES	44	943	526	541 MEDICINES, ETC. EXC. GRP542	2 061	9 310	5 328
752 AUTOMATC. DATA PROC. EQUIP	434	14 044	7 909	542 MEDICAMENTS	842	2 288	1 308
759 PARTS, FOR OFFICE MACHINS	103	4 055	2 282	551 ESSNTL. OIL, PERFUME, FLAVR	379	674	385
761 TELEVISION RECEIVERS ETC	27	617	355				
763 SOUND RECORDER, PHONOGRPH	49	1 353	749				
764 TELECOMM. EQUIP. PARTS NES	2 304	33 558	18 991				

7 IMPORTS AND EXPORTS (SPECIAL TRADE) BY COUNTRIES OF PRODUCTION AND CONSUMPTION AND BY GROUPS OF THE SITC-REV. III 1988

GROUP DESCRIPTION	DT = 100 KG	1 000 DM	1 000 \$	GROUP DESCRIPTION	DT = 100 KG	1 000 DM	1 000 \$
554 SOAP, CLEANERS, POLISH, ETC	2 241	632	359	764 TELECOMM. EQUIP. PARTS NES	5	91	54
571 POLYMERS OF ETHYLENE	7 178	1 777	1 001	778 ELECTRIC. MACH. APPART. NES	36	84	47
572 POLYMERS OF STYRENE	739	238	136	784 PARTS, TRACTORS, MOTOR VEH	6	72	41
573 POLYMERS, VINYL CHLORIDE	756	195	111	874 MEASURE, CONTROL INSTRMNT		57	33
574 POLYACETAL, POLYCARBONATE	1 699	344	193	892 PRINTED MATTER	18	89	50
575 OTH. PLASTIC, PRIMARY FORM	10 147	3 628	2 066	894 BABY CARRIAGE, TOYS, GAMES	13	141	80
582 PLASTIC PLATE, SHEETS, ETC	2 222	958	544				
591 INSECTICIDES, ETC.	2 539	1 669	943	SRI LANKA			
592 STARCHES, INULIN, ETC.	8 797	677	389	IMPORTS	654 474	240 585	136 783
597 PREPRD ADDITIVES, LIQUIDS	4 641	1 136	647	001 LIVE ANIMALS	23	80	44
598 MISC. CHEMICAL PRDCTS. NES	13 326	2 415	1 384	034 FISH, FRESH, CHILLED, FROZN	46	396	229
621 MATERIALS OF RUBBER	15	57	33	057 FRUIT, NUTS EXCL. OIL NUTS	45 167	7 433	4 183
641 PAPER AND PAPERBOARD	1 241	428	237	058 FRUIT, PRESERVED, PREPARED	403	76	45
642 PAPER, PAPERBOARD, CUT ETC	284	112	64	059 FRUIT, VEGETABLE JUICES	2 354	794	471
657 SPECIAL YARN, TXTL. FABRIC	90	213	122	071 COFFEE, COFFEE SUBSTITUTE	13 983	4 633	2 872
662 CLAY, REFRACT. CONSTR. MATRL	2 240	597	338	074 TEA AND MATE	31 012	17 597	10 057
663 MINERAL MANUFACTURES, NES	2 268	249	142	151 075 SPICES	3 071	1 923	1 089
664 GLASS	1 540	239	134	121 TOBACCO, UNMANUFACTURED	1 319	771	440
665 GLASSWARE	180	264	151	231 NATURAL RUBBER, ETC.	57 079	13 217	7 504
673 FLAT-ROLLED IRON ETC.	1 195	115	65	247 WOOD ROUGH, ROUGH SQUARED	631	213	121
674 FLAT-ROLLED PLATED IRON	3 618	220	125	248 WOOD, SIMPLY WORKED	2 011	1 046	599
676 IRON, STL. BAR, SHAPES ETC.	1 692	147	83	265 VEGETABLE TEXTILE FIBRES	121 325	7 359	4 185
679 TUBES, PIPES, ETC. IRON, STL	360	111	62	278 OTHER CRUDE MINERALS	2 318	423	246
682 COPPER	690	504	293	287 DRE, CONCENTR. BASE METALS	279 499	4 005	2 176
684 ALUMINIUM	271	167	95	288 NON-FERROUS WASTE, SCRAP	221	94	50
692 CONTAINERS, STORAGE, TRNSP	72	156	88	292 CRUDE VEG. MATERIALS, NES	5 706	1 178	676
693 WIRE PRODUCTS EXCL. ELECT	1 224	591	336	512 ALCOHOL, PHENOL, ETC. DERIV	1 914	242	133
694 NAILS, SCREWS, NUTS, ETC.	682	243	143	551 ESSNTL. OIL, PERFUME, FLAVR	79	463	266
695 TOOLS	365	661	373	613 FURSKINS, TANNED, DRESSED	7	543	310
699 MANUFACT. BASE METAL, NES	93	172	95	621 MATERIALS OF RUBBER	897	342	195
700 CPL IND PLANT (84/85/87)	13 036	24 660	14 077	625 RUBBER TYRES, TUBES, ETC.	3 051	1 367	780
711 STEAM GENER. BOILERS, ETC.	154	220	121	629 ARTICLES OF RUBBER, NES	10 686	3 560	2 027
712 STEAM TURBINES	5	296	172	635 WOOD MANUFACTURES, NES	932	576	335
713 INTRNL COMBUS PSTN ELECT	138	1 794	1 033	651 TEXTILE YARN	110	70	40
714 ENGINES, MOTORS NON-ELECT	4	72	42	652 COTTON FABRICS, WOVEN	207	156	90
716 ROTATING ELECTRIC PLANT	254	2 327	1 243	655 KNIT, CROCHET, FABRIC NES	67	63	33
723 CIVIL ENGINEERING EQUIPT	84	303	172	656 TULLE, LACE, EMBROIDRY, ETC	33	291	172
724 TEXTILE, LEATHER MACHINES	4 799	14 714	8 137	657 SPECIAL YARN, TXTL. FABRIC	139	66	36
725 PAPER, PULP MILL MACHINES	43	447	258	658 TEXTILE ARTICLES NES	2 402	6 166	3 531
726 PRINTNG, BOOKBINDING MACHS	479	1 307	716	659 FLOOR COVERINGS, ETC.	2 882	891	503
727 FOOD-PROCESS. MCH. NON DOM	502	1 941	1 851	666 POTTERY	589	848	479
728 OTH. MACH. PTS, SPCL INDUST	1 481	3 345	1 851	667 PEARLS, PRECIOUS STONES			
731 METAL REMOVAL WORK TOOLS	36	104	59	694 NAILS, SCREWS, NUTS, ETC.	11 124	5 808	3 289
735 PARTS, NES, FOR MACH-TOOLS	3	159	91	699 MANUFACT. BASE METAL, NES	19	247	138
737 METALWORKING MACHNRY NES	8	70	39	744 MECHANICAL HANDLNG EQUIP	22	95	53
741 HEATING, COOLING EQUIP, PART				764 TELECOMM. EQUIP. PARTS NES		144	80
742 PUMPS FOR LIQUIDS, PARTS	34	688	396	773 ELECTR. DISTRIB. EQPT NES	9	77	43
743 PUMPS NES, CENTRIFUGS ETC	364	1 035	579	781 PASS. MOTOR VEHCLS. EX. BUS	56	146	83
744 MECHANICAL HANDLNG EQUIP	921	1 740	958	813 LIGHTNING FIXTURES ETC. NES	151	148	84
745 OTH. NONELEC MCH, TOOL, NES	250	1 348	758	821 FURNITURE, CUSHIONS, ETC.	168	118	66
746 BALL OR ROLLER BEARINGS	32	270	152	831 TRUNK, SUIT-CASES, BAG, ETC	50	236	136
747 TAPS, COCKS, VALVES, ETC.	38	369	216	841 MENS, BOYS CLOTHNG, X-KNIT	14 951	44 609	25 287
748 TRANSMISSIONS SHAFTS ETC	45	475	271	842 WOMEN, GIRL CLOTHNG, XKNIT	8 372	36 279	20 734
749 NON-ELECT MACH. PARTS, ETC	9	106	62	843 MENS, BOYS CLOTHING, KNIT	2 922	7 843	4 552
751 OFFICE MACHINES	28	92	54	844 WOMEN, GIRLS CLOTHNG, KNIT	325	1 095	617
752 AUTOMATC. DATA PROC. EQUIP	7	258	146	845 OTHR. TEXTILE APPAREL, NES	6 343	17 172	9 803
762 RADIO-BROADCAST RECEIVER	22	321	183	846 CLOTHING ACCESSRS, FABRIC	10 871	30 455	17 224
764 TELECOMM. EQUIP. PARTS NES	307	5 398	3 199	848 CLOTHNG, NONTXTL; HEADGEAR	4 116	10 017	5 654
771 ELECT POWER MACHNRY, PARTS	1 315	1 373	753	851 FOOTWEAR	157	114	65
772 ELEC. SWITCH, RELAY, CIRCUIT	250	1 833	1 027	894 BABY CARRIAGE, TDYS, GAMES	507	1 334	753
773 ELECTR. DISTRIB. EQPT NES	51	571	340	897 GOLD, SILVERWARE, JEWEL NES	13	2 100	1 199
774 ELECTRO-MEACL. XRAY EQUIP	43	1 164	669	899 MISC MANUFCTRD GOODS NES	1 415	1 229	656
778 ELECTRIC. MACH. APPART. NES	400	531	297				
781 PASS. MOTOR VEHCLS. EX. BUS	195	871	507	EXPORTS	599 782	183 448	103 243
784 PARTS, TRACTORS, MOTOR VEH	21	166	95	001 LIVE ANIMALS	16	174	99
791 RAILWAY VEHICLES, EQUIPNT	42	414	238	035 FISH, DRIED, SALTED, SMOKED	1 500	783	425
793 SHIP, BOAT, FLOAT. STRUCTRS	802 841	31 633	17 644	046 MEAL, FLOUR OF WHEAT, MSLN	9 976	159	96
813 LIGHTING FIXTURES ETC. NES	21	234	140	054 VEGETABLES	1 563	270	159
848 CLOTHNG, NONTXTL; HEADGEAR	9	86	48	061 SUGARS, MOLASSES, HONEY	164 959	6 447	3 465
871 OPTICAL INSTRUMENTS, NES	2	80	47	098 EDIBLE PROD. PREPRTRS, NES	69	106	59
872 MEDICAL INSTRUMENTS NES	111	1 019	581	104 112 ALCOHOLIC BEVERAGES	2 269	391	225
873 METERS, COUNTERS, NES	179	546	321	151 232 SYNTHETIC RUBBER, ETC.	602	242	133
874 MEASURE, CONTROL INSTRMNT	21	1 026	585	248 WOOD, SIMPLY WORKED	1 896	74	44
881 PHOTOGRAPH APPAR. ETC. NES	9	197	104	273 STONE, SAND AND GRAVEL	15 715	390	227
882 PHOTO. CINEMATOGRP. SUPPL	285	274	151	278 OTHER CRUDE MINERALS	465	73	42
891 ARMS AND AMMUNITION	277	1 432	840	291 CRUDE ANIMAL MATERLS. NES	11	85	46
892 PRINTED MATTER	73	605	354	292 CRUDE VEG. MATERIALS, NES	78	109	60
893 ARTICLES, NES, OF PLASTICS	129	313	180	334 PETROLEUM PRODUCTS	1 194	179	99
895 OFFICE, STATIONERY SUPPLS	435	858	489	335 RESIDUAL PETROL. PRODUCTS	612	119	87
MALDIVES				411 ANIMAL OILS AND FATS	1 098	117	63
IMPORTS	51 537	5 274	3 006	512 ALCOHOL, PHENOL, ETC. DERIV	650	294	160
034 FISH, FRESH, CHILLED, FROZN	3	56	31	513 CARBOXYLIC ACIDS, DERIVTS	9 766	1 635	927
037 FISH ETC. PREPRD, PRSVD. NES	7 952	3 710	2 117	514 NITROGEN-FUNCT. COMPOUNDS	1 086	766	437
793 SHIP, BOAT, FLOAT. STRUCTRS	43 404	1 384	788	515 ORGANO-INORGANIC CPMPDS	536	659	383
EXPORTS	92 700	6 328	3 605	516 OTHER ORGANIC CHEMICALS	238	178	105
046 MEAL, FLOUR OF WHEAT, MSLN	21 952	594	337	522 INDRGANIC CHEM. ELEMENTS	37 223	3 007	1 673
061 SUGARS, MOLASSES, HONEY	70 000	3 149	1 801	523 METAL. SALTS, INDRGAN. ACID	14 735	934	523
581 PLASTIC TUBE, PIPE, HOSE	42	75	44	524 OTHER CHEMICAL COMPOUNDS	976	71	40
667 PEARLS, PRECIOUS STONES				531 SYNTH. COLOURS, LAKES, ETC.	762	1 623	922
691 METALLIC STRUCTURES NES	33	246	144	532 DYEING, TANNING MATERIALS	2 418	516	291
695 TOOLS	2	61	33	533 PIGMENTS, PAINTS, ETC.	9 754	2 420	1 368
716 ROTATING ELECTRIC PLANT	27	106	61	541 MEDICINES, ETC. EXC. GRPS42	167	658	376
743 PUMPS NES, CENTRIFUGS ETC	11	77	42	542 MEDICAMENTS	566	1 871	1 071
744 MECHANICAL HANDLING EQUIP	18	140	80	551 ESSNTL. OIL, PERFUME, FLAVR	127	389	223
				553 PERFUMERY, COSMETICS, ETC.	105	165	93
				554 SOAP, CLEANERS, POLISH, ETC	1 301	526	302

7 IMPORTS AND EXPORTS (SPECIAL TRADE) BY COUNTRIES OF PRODUCTION AND CONSUMPTION AND BY GROUPS OF THE SITC-REV. III 1988

GROUP DESCRIPTION	DT = 100 KG	1 000 DM	1 000 \$	GROUP DESCRIPTION	DT = 100 KG	1 000 DM	1 000 \$
562 FERTILIZER, EXCEPT GRP272	173 559	10 170	5 632	848 CLOTHNG, NONTXTL; HEADGEAR	39	336	195
571 POLYMERS OF ETHYLENE	4 618	937	531	871 OPTICAL INSTRUMENTS, NES	5	186	105
572 POLYMERS OF STYRENE	4 215	1 201	675	872 MEDICAL INSTRUMENTS NES	75	867	495
573 POLYMERS, VINYL CHLORIDE	2 734	642	354	874 MEASURE, CONTROL INSTRMNT	128	1 725	979
574 POLYACETAL, POLYCARBONATE	6 329	1 608	904	881 PHOTOGRAPH APPAR. ETC. NES	13	146	83
575 OTH. PLASTIC, PRIMARY FORM	2 977	1 079	603	882 PHOTO. CINEMATOGRPH. SUPPL	1 297	1 561	888
581 PLASTIC TUBE, PIPE, HOSE	329	285	154	884 OPTICAL GOODS NES		131	77
582 PLASTIC PLATE, SHEETS, ETC	742	769	433	891 ARMS AND AMMUNITION	74	690	395
583 MONOFILAMENT OF PLASTICS	70	142	79	892 PRINTED MATTER	406	431	240
591 INSECTICIDES, ETC.	6 378	4 449	2 519	893 ARTICLES, NES, OF PLASTICS	613	545	300
592 STARCHES, INULIN, ETC.	1 004	253	146	894 BABY CARRIAGE, TOYS, GAMES	99	188	106
593 EXPLOSIVES, PYROTECHNICS	3 670	1 613	940	895 OFFICE, STATIONERY SUPPLS	71	350	198
597 PREPRD ADDITIVES, LIQUIDS	1 202	320	179	897 GOLD, SILVERWARE, JEWL NES		106	59
598 MISC. CHEMICAL PRDTS, NES	3 236	1 384	791	898 MUSICAL INSTRUMENTS, ETC.	26	236	134
600 CPL IND PLANT CHAP 69-76	269	143	83	899 MISC MANUFCTRD GOODS NES	486	3 182	1 800
611 LEATHER	11	173	98	941 COMPL IND PLANT CHAPT 99	2 523	1 783	1 014
613 FURSKINS, TANNED, DRESSED	19	896	510				
621 MATERIALS OF RUBBER	157	215	125	NEPAL			
625 RUBBER TYRES, TUBES, ETC.	159	77	45	IMPORTS			
629 ARTICLES OF RUBBER, NES	23	124	69	074 TEA AND MATE	73	99	56
634 VENEERS, PLYWOOD, ETC.	2 117	658	377	110 223 OILSEED (OTH. FIX. VEG. OIL)	493	100	56
641 PAPER AND PAPERBOARD	17 967	3 344	1 879	611 LEATHER	331	1 045	601
642 PAPER, PAPERBOARD, CUT ETC	162	208	110	635 WOOD MANUFACTURES, NES	22	86	50
651 TEXTILE YARN	4 760	6 561	3 709	654 OTH. TEXTILE FABRIC, WOVEN	49	132	76
652 COTTON FABRICS, WOVEN	1 479	4 447	2 530	659 FLOOR COVERINGS, ETC.	32 207	117 553	67 028
653 FABRICS, MAN-MADE FIBRES	5 115	11 036	6 208	697 HOUSEHOLD EQUIPMENT, NES	82	270	149
654 OTH. TEXTILE FABRIC, WOVEN	94	312	173	841 MENS, BOYS CLOTHNG, X-KNIT	66	180	102
655 KNIT, CROCHET, FABRIC NES	144	579	328	842 WOMEN, GIRL CLOTHNG, X-KNIT	82	285	163
656 TULLE, LACE, EMBROIDRY, ETC	1 408	1 070	598	844 WOMEN, GIRLS CLOTHNG, KNIT	21	76	43
657 SPECIAL YARN, TXTL. FABRIC	1 407	2 891	1 647	845 OTHR. TEXTILE APPAREL, NES	215	661	376
658 TEXTILE ARTICLES NES	49	118	69	896 WORKS OF ART, ANTIQUE ETC	10	292	165
659 FLOOR COVERINGS, ETC.	107	78	43	897 GOLD, SILVERWARE, JEWL NES	8	182	104
662 CLAY, REFRCT. CONSTR. MATRL	2 651	714	394				
663 MINERAL MANUFACTURES, NES	908	830	465	EXPORTS			
664 GLASS	433	323	182	061 SUGARS, MOLASSES, HONEY	31 070	1 117	605
665 GLASSWARE	478	488	279	334 PETROLEUM PRODUCTS	336	92	52
667 PEARLS, PRECIOUS STONES				335 RESIDUAL PETROL. PRODUCTS	1 619	227	129
673 FLAT-ROLLED IRON ETC.	7 591	661	379	511 HYDROCARBONS, NES, DERIVTS	275	113	64
674 FLAT-ROLLED PLATED IRON	3 890	795	451	513 CARBOXYLIC ACIDS, DERIVTS	655	136	76
676 IRON, STL. BAR, SHAPES ETC.	1 377	217	126	522 INORGANIC CHEM. ELEMENTS	16 589	976	559
678 WIRE OF IRON OR STEEL	222	60	34	531 SYNTH. COLOURS, LAKES, ETC.	250	1 174	660
678 TUBES, PIPES, ETC. IRON, STL	551	2 173	1 203	533 PIGMENTS, PAINTS, ETC.	213	90	50
681 SILVER, PLATINUM, ETC.	2	74	44	541 MEDICINES, ETC. EXC. GRP542	45	390	222
682 COPPER	996	868	489	551 ESSNTL. OIL, PERFUME, FLAVR	28	75	42
684 ALUMINIUM	820	803	470	553 PERFUMERY, COSMETICS, ETC.	125	108	60
691 METALLIC STRUCTURES NES	16 952	9 230	5 190	554 SOAP, CLEANERS, POLISH, ETC	317	80	44
692 CONTAINERS, STORAGE, TRNSP	111	222	123	571 POLYMERS OF ETHYLENE	9 610	2 262	1 284
693 WIRE PRODUCTS EXCL. ELECT	99	197	112	572 POLYMERS OF STYRENE	228	70	37
694 NAILS, SCREWS, NUTS, ETC.	147	173	96	573 POLYMERS, VINYL CHLORIDE	323	81	46
695 TOOLS	1 205	1 733	971	575 OTH. PLASTIC, PRIMARY FORM	82	52	30
696 CUTLERY	11	106	59	581 PLASTIC TUBE, PIPE, HOSE	98	58	33
699 MANUFACT. BASE METAL, NES	1 607	1 139	650	585 LEAD	400	103	60
700 CPL IND PLANT (84/85/87)	3 181	6 060	3 491	591 METALLIC STRUCTURES NES	4 382	4 675	2 575
711 STEAM GENER. BOILERS, ETC.	268	1 045	585	699 WIRE PRODUCTS EXCL. ELECT	36	68	39
713 INTRNL COMBUS PSTN ENGIN	189	927	535	694 NAILS, SCREWS, NUTS, ETC.	46	67	41
714 ENGINES, MOTORS NON-ELECT	66	5 966	3 379	695 TOOLS	67	288	158
716 ROTATING ELECTRIC PLANT	847	1 130	636	699 MANUFACT. BASE METAL, NES	980	799	445
718 OTH. POWR. GENRTRNG. MACHNRY	2 173	4 887	2 737	700 CPL IND PLANT (84/85/87)	8 827	30 082	17 322
723 CIVIL ENGINEERING EQUIPT	524	683	384	718 OTH. POWR. GENRTRNG. MACHNRY	3 470	12 632	7 182
724 TEXTILE, LEATHER MACHINES	1 287	3 555	1 991	723 CIVIL ENGINEERING EQUIPT	1 580	2 064	1 197
725 PAPER, PULP MILL MACHINES	243	1 242	713	724 TEXTILE, LEATHER MACHINES	83	411	243
726 PRINTNG, BOOKBINDNG MACHS	679	2 121	1 191	726 PRINTNG, BOOKBINDNG MACHS	4	62	33
727 FOOD-PROCESS. MCH. NON DOM	61	381	210	728 OTH. MACH, PTS, SPCL INDUST	1 427	3 591	2 027
728 OTH. MACH, PTS, SPCL INDUST	1 257	2 844	1 571	731 METAL REMOVAL WORK TOOLS	59	624	357
731 METAL REMOVAL WORK TOOLS	162	439	253	741 HEATING, COOLNG EQUIP, PART	40	71	40
733 MACH-TOOLS, METAL-WORKING	119	339	200	742 PUMPS FOR LIQUIDS, PARTS	6	315	182
735 PARTS, NES, FOR MACH-TOOLS	8	189	111	743 PUMPS NES, CENTRIFUGS ETC	67	713	415
737 METALWORKING MACHNRY NES	35	159	88	744 MECHANICAL HANDLING EQUIP	629	287	164
741 HEATING, COOLNG EQUIP, PART				745 OTH. NONELEC MCH, TOOL, NES	370	63	36
742 PUMPS FOR LIQUIDS, PARTS	141	416	228	752 AUTOMATC. DATA PROC. EQUIP	18	902	524
743 PUMPS NES, CENTRIFUGS ETC	869	1 783	1 034	771 ELECT POWER MACHNRY, PARTS	1 015	3 954	2 156
744 MECHANICAL HANDLING EQUIP	408	735	400	772 ELEC. SWITCH. RELAY. CIRCUIT	636	3 483	1 960
745 OTH. NONELEC MCH, TOOL, NES	331	3 050	1 686	773 ELECTR DISTIBT. EQPT NES	817	2 062	1 235
746 BALL OR ROLLER BEARINGS	122	222	125	774 ELECTRO-MEDCL, XRAY EQUIP	21	346	196
747 TAPS, COCKS, VALVES, ETC.	192	1 206	670	778 ELECTRIC. MACH. APPART. NES	14	208	115
748 TRANSMISSIONS SHAFTS ETC	107	331	184	781 PASS. MOTOR VEHCLS. EX. BUS	142	387	218
749 NON-ELECT MACH. PARTS, ETC	533	1 354	759	782 GOODS, SPCL TRANSPORT VEH	608	671	395
751 OFFICE MACHINES	41	358	205	784 PARTS, TRACTORS, MOTOR VEH	89	187	107
752 AUTOMATC. DATA PROC. EQUIP	85	1 448	834	821 FURNITURE, CUSHIONS, ETC.	58	67	38
759 PARTS, FOR OFFICE MACHINS	14	203	111	872 MEDICAL INSTRUMENTS NES	2	119	65
761 TELEVISION RECEIVERS ETC	13	59	35	874 MEASURE, CONTROL INSTRMNT	35	2 608	1 397
763 SOUND RECORDER, PHONOGRPH	5	224	130	881 PHOTOGRAPH APPAR. ETC. NES	10	119	66
764 TELECOMM. EQUIP. PARTS NES	40	728	412	895 OFFICE, STATIONERY SUPPLS	27	264	148
771 ELECT POWER MACHNRY, PARTS	696	1 000	538	941 COMPL IND PLANT CHAPT 99	982	2 826	1 696
772 ELEC. SWITCH. RELAY. CIRCUIT	609	2 440	1 364				
773 ELECTR DISTIBT. EQPT NES	2 121	1 019	572				
774 ELECTRO-MEDCL, XRAY EQUIP	8	143	79				
775 DOM. ELEC, NON-ELEC. EQUIPT	73	182	97				
776 TRANSISTORS, VALVES, ETC.	3	241	141				
778 ELECTRIC. MACH. APPART. NES	253	907	506				
781 PASS. MOTOR VEHCLS. EX. BUS	2 197	7 640	4 250				
784 PARTS, TRACTORS, MOTOR VEH	401	859	487				
785 CYCLES, MOTORCYCLES ETC.	50	55	32				
786 TRAILERS, SEMI-TRAILR, ETC	71	80	47				
791 RAILWAY VEHICLES, EQUIPNT	231	1 981	1 116				
793 SHIP, BOAT, FLOAT, STRUCTRS	283	196	116				
813 LIGHTNG FIXTURES, ETC. NES	97	248	143				
821 FURNITURE, CUSHIONS, ETC.	173	305	172				
846 CLOTHING ACCESSRS, FABRIC	43	219	121				

7 IMPORTS AND EXPORTS (SPECIAL TRADE) BY COUNTRIES OF PRODUCTION AND CONSUMPTION AND BY GROUPS OF THE SITC-REV. III 1988

GROUP DESCRIPTION	DT = 100 KG	1 000 DM	1 000 \$	GROUP DESCRIPTION	DT = 100 KG	1 000 DM	1 000 \$
<b>BHUTAN</b>				747 TAPS, COCKS, VALVES, ETC.	36	143	82
IMPORTS	395	49	26	748 TRANSMISSIONS SHAFTS ETC	61	219	124
EXPORTS	6 821	1 807	1 019	749 NON-ELECT MACH. PARTS, ETC	131	54	32
022 MILK AND CREAM	440	165	94	751 OFFICE MACHINES	11	67	37
035 FISH, DRIED, SALTED, SMOKED	230	122	70	752 AUTOMATC. DATA PROC. EQUIP	7	60	32
571 POLYMERS OF ETHYLENE	960	228	128	764 TELECOMM. EQUIP. PARTS NES	23	156	88
673 FLAT-ROLLED IRON ETC.	4 978	449	256	771 ELECT POWER MACHNY. PARTS	96	395	226
723 CIVIL ENGINEERING EQUIPT	51	78	44	772 ELEC. SWITCH. RELAY. CIRCUIT	186	1 122	644
726 PRINTING, BOOKBINDING MACHS	77	328	194	773 ELECTR. DISTRIBUT. EQPT NES	7 847	7 122	4 201
781 PASS. MOTOR VEHCLS. EX. BUS	26	100	54	776 TRANSISTORS, VALVES, ETC.	1	120	68
874 MEASURE, CONTROL INSTRMNT	1	144	76	778 ELECTRIC. MACH. APPART. NES	527	281	164
<b>BURMA</b>				781 PASS. MOTOR VEHCLS. EX. BUS	31	99	56
IMPORTS	88 016	12 175	7 015	784 PARTS, TRACTORS, MOTOR VEH	20	76	41
036 CRUSTACEANS, MOLLUSCS ETC	600	1 429	825	786 TRAILERS, SEMI-TRAILER, ETC	60	141	76
042 RICE	9 110	369	210	791 RAILWAY VEHICLES. EQUIPNT	826	6 418	3 706
247 WOOD ROUGH, ROUGH SQUARED	24 717	4 360	2 483	871 OPTICAL INSTRUMENTS, NES	3	53	30
248 WOOD, SIMPLY WORKED	2 353	478	277	872 MEDICAL INSTRUMENTS NES	32	225	131
287 ORE, CONCENTR. BASE METALS	49 777	3 468	1 993	874 MEASURE, CONTROL INSTRMNT	174	828	452
667 PEARLS, PRECIOUS STONES	.	.	.	881 PHOTOGRAPH APPAR. ETC. NES	34	260	152
687 TIN	1 096	1 245	745	882 PHOTO. CINEMATOGRPH. SUPPL	63	170	95
733 MACH-TOOLS, METAL-WORKING	11	111	63	884 OPTICAL GOODS NES	6	184	107
EXPORTS	140 890	79 266	45 384	891 ARMS AND AMMUNITION	10	110	67
022 MILK AND CREAM	14 300	1 887	1 126	892 PRINTED MATTER	40	103	60
232 SYNTHETIC RUBBER, ETC.	721	249	149	893 ARTICLES, NES, OF PLASTICS	12	56	32
266 SYNTHETIC FIBRES	6 773	2 149	1 203	895 OFFICE, STATIONERY SUPPLS	132	117	64
274 SULPHUR, UNRSTD. IRON PYRS	7 682	348	196	<b>THAILAND</b>			
334 PETROLEUM PRODUCTS	253	136	77	001 LIVE ANIMALS	23	236	136
335 RESIDUAL PETROL. PRODUCTS	752	272	158	012 OTHER MEAT, MEAT OFFAL	12 575	9 104	5 123
511 HYDROCARBONS, NES, DERIVTS	160	66	35	034 FISH, FRESH, CHILLED, FROZN	719	1 094	627
512 ALCOHOL, PHENOL, ETC. DERIV	44	54	33	035 FISH, DRIED, SALTED, SMOKED	176	167	91
513 CARBOXYLIC ACIDS, DERIVTS	862	228	133	036 CRUSTACEANS, MOLLUSCS ETC	23 896	26 412	14 954
514 NITROGEN-FUNCT. COMPOUNDS	159	268	159	037 FISH ETC. PREPD, PRSVD. NES	145 706	56 970	32 238
515 ORGANO-INORGANIC COMPNDS	93	161	95	042 RICE	194 941	14 967	8 437
516 OTHER ORGANIC CHEMICALS	360	250	143	047 OTHER CEREAL MEAL, FLOURS	549	76	39
522 INORGANIC CHEM. ELEMENTS	14 489	1 209	707	048 CEREAL PREPARATIONS	1 144	320	187
523 METAL. SALTS, INORGAN. ACID	1 401	218	129	054 VEGETABLES	10 368 069	272 325	155 611
524 OTHER CHEMICAL COMPOUNDS	478	164	94	056 VEGETABLES, PRPD, PRSVD, NES	43 599	6 271	3 572
531 SYNTH. COLDURS, LAKES, ETC.	413	2 030	1 143	057 FRUIT, NUTS EXCL. OIL NUTS	4 310	2 011	1 123
532 DYEING, TANNING MATERIALS	585	102	60	058 FRUIT, PRESERVED, PREPARED	388 569	42 882	24 746
533 PIGMENTS, PAINTS, ETC.	629	1 451	828	059 FRUIT, VEGETABLE JUICES	12 685	2 337	1 321
541 MEDICINES, ETC. EXC. GRP542	146	635	360	061 SUGARS, MOLASSES, HONEY	92 262	1 266	677
542 MEDICAMENTS	255	2 216	1 286	062 SUGAR CONFECTIONERY	2 283	958	540
551 ESSNTL. OIL, PERFUME, FLAVR	31	187	112	071 COFFEE, COFFEE SUBSTITUTE	2 980	1 123	641
554 SOAP, CLEANERS, POLISH, ETC	375	93	51	072 COCOA	621	178	101
571 POLYMERS OF ETHYLENE	2 500	499	295	075 SPICES	2 782	1 685	946
573 POLYMERS, VINYL CHLORIDE	1 000	178	103	081 ANIMAL FEED STUFF	58 025	8 275	4 713
575 OTH. PLASTIC, PRIMARY FORM	6 810	1 659	953	098 EDIBLE PROD. PREPRTN, NES	6 427	1 983	1 120
592 STARCHES, INULIN, ETC.	512	231	131	112 ALCOHOLIC BEVERAGES	483	91	50
593 EXPLOSIVES, PYROTECHNICS	400	93	55	211 TOBACCO, UNMANUFACTURED	42 315	17 270	9 812
597 PREPRD ADDITIVES, LIQUIDS	355	63	37	221 HIDES, SKINS (EX. FURS), RAW	5 041	1 530	861
598 MISC. CHEMICAL PRDTS. NES	2 701	1 340	746	222 OILSEED(SFT. FIX VEG. OIL)	399	89	46
629 ARTICLES OF RUBBER, NES	35	594	333	231 NATURAL RUBBER, ETC.	331 469	72 410	41 315
641 PAPER AND PAPERBOARD	18 250	2 172	1 217	248 WOOD, SIMPLY WORKED	995	241	134
642 PAPER, PAPERBOARD, CUT ETC	906	746	424	253 COTTON	5 802	946	548
651 TEXTILE YARN	581	909	517	265 VEGETABLE TEXTILE FIBRES	6 421	381	213
657 SPECIAL YARN, TXTL. FABRIC	770	1 665	971	269 WORN CLOTHING, TEXTL. ARTL	3 545	302	171
662 CLAY, REFRCT. CONSTR. MATRL	2 221	319	189	278 OTHER CRUDE MINERALS	79 256	3 857	2 170
663 MINERAL MANUFACTURES, NES	117	436	245	287 ORE, CONCENTR. BASE METALS	67 225	9 480	5 151
665 GLASSWARE	784	548	303	288 NON-FERROUS WASTE, SCRAP	20 845	16 266	9 132
673 FLAT-ROLLED IRON ETC.	8 109	636	346	291 CRUDE ANIMAL MATERIALS. NES	3 285	2 612	1 495
674 FLAT-ROLLED PLATED IRON	490	286	157	292 CRUDE VEG. MATERIALS, NES	11 182	8 253	4 728
676 IRON, STL. BAR, SHAPES ETC.	1 317	294	163	422 FIXED VEG. FAT, OILS, OTHER	7 637	1 197	700
678 WIRE OF IRON OR STEEL	417	57	31	431 ANIMAL, VEG. FATS, OILS, NES	.	.	.
679 TUBES, PIPES, ETC. IRON, STL	15 586	2 777	1 487	513 CARBOXYLIC ACIDS, DERIVTS	2 714	861	492
682 COPPER	2 636	1 322	754	514 NITROGEN-FUNCT. COMPOUNDS	28	168	92
686 ZINC	557	120	68	516 OTHER ORGANIC CHEMICALS	1 060	66	40
691 METALLIC STRUCTURES NES	1 377	956	514	522 INORGANIC CHEM. ELEMENTS	198	532	303
692 CONTAINERS, STORAGE, TRNSP	147	130	74	541 MEDICINES, ETC. EXC. GRP542	25	254	149
693 WIRE PRODUCTS EXCL. ELECT	192	71	41	553 PERFUMERY, COSMETICS, ETC.	853	610	342
694 NAILS, SCREWS, NUTS, ETC.	17	157	92	581 PLASTIC TUBE, PIPE, HOSE	245	77	42
695 TOOLS	259	442	248	582 PLASTIC PLATE, SHEETS, ETC	54 552	4 888	2 755
699 MANUFACT. BASE METAL. NES	458	255	141	592 STARCHES, INULIN, ETC.	4 809	15 467	8 798
711 STEAM GENER. BOILERS, ETC.	402	510	288	612 MANUFACT. LEATHER ETC. NES	14 347	8 798	5 007
713 INTRNL COMBUS PSTN ENGIN	402	4 041	2 381	621 MATERIALS OF RUBBER	1 404	410	231
716 ROTATING ELECTRIC PLANT	28	290	164	625 RUBBER TYRES, TUBES, ETC.	10 982	3 729	2 107
723 CIVIL ENGINEERING EQUIPT	406	896	496	629 ARTICLES OF RUBBER, NES	12 327	3 317	1 901
724 TEXTILE, LEATHER MACHINES	1 550	5 526	3 265	634 VENEERS, PLYWOOD, ETC.	2 677	1 286	726
725 PAPER, PULP MILL MACHINES	102	345	202	635 WOOD MANUFACTURES, NES	62 524	20 795	11 786
726 PRINTING, BOOKBINDING MACHS	215	1 088	637	642 PAPER, PAPERBOARD, CUT ETC	401	649	362
727 FOOD-PROCESS. MCH. NON DOM	14	57	33	651 TEXTILE YARN	22 276	10 318	5 985
728 OTH. MACH. PTS, SPL. INDUST	320	3 255	1 834	652 COTTON FABRICS, WOVEN	37 481	34 863	19 933
731 METAL REMOVAL WORK TOOLS	206	1 039	593	653 FABRICS, MAN-MADE FIBRES	21 353	20 386	11 794
733 MACH-TOOLS, METAL-WORKING	521	1 665	929	654 OTH. TEXTILE FABRIC, WOVEN	971	1 231	706
735 PARTS, NES, FOR MACH-TOOLS	40	638	363	655 KNIT. CROCHET. FABRIC NES	46	109	64
737 METALWORKING MACHNY NES	160	94	54	656 TULLE, LACE, EMBROIDRY. ETC	485	503	283
741 HEATING, COOLING EQUIP, PART	.	.	.	657 SPECIAL YARN, TXTL. FABRIC	1 168	383	213
742 PUMPS FOR LIQUIDS, PARTS	5	74	42	658 TEXTILE ARTICLES NES	7 802	8 287	4 695
743 PUMPS NES, CENTRIFUGS ETC	231	342	197	659 FLOOR COVERINGS, ETC.	160	345	199
744 MECHANICAL HANDLING EQUIP	159	446	250	861 LIME, CEMENT, CONSTR. MATRL	974	153	86
745 OTH. NONELEC MCH. TOOL, NES	195	764	428	662 CLAY, REFRCT. CONSTR. MATRL	102 991	10 836	6 217
746 BALL OR ROLLER BEARINGS	14	95	50	663 MINERAL MANUFACTURES, NES	2 634	387	221
				664 GLASS	1 395	312	182
				665 GLASSWARE	2 175	986	561
				666 POTTERY	17 403	4 115	2 327

7 IMPORTS AND EXPORTS (SPECIAL TRADE) BY COUNTRIES OF PRODUCTION AND CONSUMPTION AND BY GROUPS OF THE SITC-REV. III 1988

GROUP DESCRIPTION	DT = 100 KG	1 000 DM	1 000 \$	GROUP DESCRIPTION	DT = 100 KG	1 000 DM	1 000 \$
667 PEARLS, PRECIOUS STONES	*	*	*	524 OTHER CHEMICAL COMPOUNDS	3 946	1 102	628
678 WIRE OF IRON OR STEEL	907	205	114	531 SYNTH. COLOURS, LAKES, ETC.	18 614	45 691	26 083
679 TUBES, PIPES, ETC. IRON, STL	21 365	2 238	1 300	532 DYEING, TANNING MATERIALS	22 438	4 583	2 600
684 ALUMINIUM	766	260	141	533 PIGMENTS, PAINTS, ETC.	24 666	17 637	9 943
687 TIN	24 417	30 767	17 556	541 MEDICINES, ETC. EXC. GRP542	5 909	19 906	11 285
693 WIRE PRODUCTS EXCL. ELECT	1 916	399	222	542 MEDICAMENTS	3 387	20 166	11 430
694 NAILS, SCREWS, NUTS, ETC.	1 946	310	176	551 ESSNTL. OIL, PERFUME, FLAVR	1 193	3 367	1 905
695 TOOLS	193	107	65	553 PERFUMERY, COSMETICS, ETC.	1 085	1 440	828
696 CUTLERY	82	191	111	554 SOAP, CLEANERS, POLISH, ETC	17 863	6 018	3 423
697 HOUSEHOLD EQUIPMENT, NES	3 066	3 453	1 950	562 FERTILIZER, EXCEPT GRP272	131 242	4 344	2 505
699 MANUFACT. BASE METAL, NES	1 923	2 946	1 653	571 POLYMERS OF ETHYLENE	9 489	2 564	1 459
714 ENGINES, MOTORS NON-ELECT	1	56	32	572 POLYMERS OF STYRENE	26 745	6 973	3 916
716 ROTATING ELECTRIC PLANT	357	1 288	717	573 POLYMERS, VINYL CHLORIDE	21 367	5 398	3 015
724 TEXTILE, LEATHER MACHINES	13	306	174	574 POLYACETAL, POLYCARBONATE	16 278	5 805	3 317
725 PAPER, PULP MILL MACHINES	6	64	36	575 OTH. PLASTIC, PRIMARY FORM	51 700	20 183	11 424
726 PRINTNG, BOOKBINDNG MACHS	71	55	33	581 PLASTIC TUBE, PIPE, HOSE	215	812	454
728 OTH. MACH, PTS, SPCL INDUST	1 179	303	167	582 PLASTIC PLATE, SHEETS, ETC	10 239	9 719	5 501
741 HEATING, COOLING EQUIP, PART	10	56	30	583 MONOFILAMENT OF PLASTICS	315	339	191
742 PUMPS FOR LIQUIDS, PARTS	3	70	41	591 INSECTICIDES, ETC.	22 844	15 660	8 939
743 PUMPS NES, CENTRIFUGS ETC	994	1 820	1 027	592 STARCHES, INULIN, ETC.	40 900	4 486	2 542
745 OTH. NONELEC MCH, TOOL, NES	76	83	42	593 EXPLOSIVES, PYROTECHNICS	284	940	512
746 BALL OR ROLLER BEARINGS	1 269	15 621	9 029	597 PREPRD ADDITIVES, LIQUIDS	22 854	6 096	3 467
748 TRANSMISSIONS SHAFTS ETC	52	66	38	598 MISC. CHEMICAL PRODTS, NES	69 739	24 226	13 740
752 AUTOMATC. DATA PROC. EQUIP	3 132	45 649	25 929	600 CPL IND PLANT CHAP 69-76	1 603	4 462	2 389
759 PARTS, FOR OFFICE MACHINS	176	1 015	586	611 LEATHER	673	719	408
763 SOUND RECORDER, PHONOGRPH	30	199	112	621 MATERIALS OF RUBBER	545	839	471
764 TELECOMM. EQUIP, PARTS NES	804	1 859	1 041	625 RUBBER TYRES, TUBES, ETC.	2 153	969	551
771 ELECT POWER MACHNY, PARTS	13	569	328	629 ARTICLES OF RUBBER, NES	1 463	3 108	1 756
772 ELEC. SWITCH, RELAY, CIRCUIT	735	8 493	4 898	633 CORK MANUFACTURES	326	188	108
773 ELECTR DISTRIB. EQPT NES	83	126	71	634 VENEERS, PLYWOOD, ETC.	811	342	191
775 DOM. ELEC. NON-ELEC. EQUIPT	3 369	5 199	2 877	635 WOOD MANUFACTURES, NES	1 572	237	134
776 TRANSISTORS, VALVES, ETC.	637	48 608	27 790	641 PAPER AND PAPERBOARD	92 360	15 339	8 723
778 ELECTRIC. MACH. APPART. NES	3 960	3 006	1 581	642 PAPER, PAPERBOARD, CUT ETC	4 605	2 357	1 344
784 PARTS, TRACTORS, MOTOR VEH	500	1 001	568	651 TEXTILE YARN	1 328	2 884	1 632
785 CYCLES, MOTORCYCLES ETC.	86	63	33	652 COTTON FABRICS, WOVEN	875	1 782	1 014
792 AIRCRAFT, ASSOCTD. EQUIPNT	10	362	195	653 FABRICS, MAN-MADE FIBRES	1 061	2 356	1 324
813 LIGHTNG FIXTURES ETC. NES	348	488	275	654 OTH. TEXTILE FABRIC, WOVEN	69	128	68
821 FURNITURE, CUSHIONS, ETC.	35 450	26 601	15 099	655 KNIT, CROCHET, FABRIC NES	234	813	463
831 TRUNK, SUIT-CASES, BAG, ETC	13 634	45 840	26 081	656 TULLE, LACE, EMBROIDRY, ETC	40	224	130
841 MENS, BOYS CLOTHING, X-KNIT	28 091	73 687	42 042	657 SPECIAL YARN, TXTL. FABRIC	4 252	7 086	4 003
842 WOMEN, GIRL CLOTHING, XKNIT	23 978	89 369	50 737	658 TEXTILE ARTICLES NES	107	728	419
843 MENS, BOYS CLOTHING, KNIT	9 364	27 176	15 623	659 FLOOR COVERINGS, ETC.	170	101	57
844 WOMEN, GIRLS CLOTHING, KNIT	11 012	33 043	18 872	662 CLAY, REFRCT. CONST. MATRL	15 356	2 821	1 604
845 OTHR. TEXTILE APPAREL, NES	36 010	121 627	68 773	663 MINERAL MANUFACTURES, NES	6 253	5 741	3 232
846 CLOTHING ACCESSRS, FABRIC	3 630	8 914	5 103	664 GLASS	15 266	3 149	1 783
848 CLOTHING, NONTXL; HEADGEAR	17 879	20 310	11 526	665 GLASSWARE	1 833	2 045	1 162
851 FOOTWEAR	15 063	28 127	16 038	666 POTTERY	5	64	36
873 METERS, COUNTERS, NES	1	216	125	667 PEARLS, PRECIOUS STONES	*	*	*
874 MEASURE, CONTROL INSTRMNT	4	815	472	671 PIG IRON, SPIEGELEISN, ETC	3 779	906	515
881 PHOTOGRAPH APPAR. ETC. NES	39	311	169	672 INGOTS ETC. IRON OR STEEL	301 827	11 617	6 575
884 OPTICAL GOODS NES	1 166	10 225	5 804	673 FLAT-ROLLED IRON ETC.	289 645	12 867	7 372
885 WATCHES AND CLOCKS	334	15 134	8 603	674 FLAT-ROLLED PLATED IRON	17 177	1 652	940
892 PRINTED MATTER	374	447	251	675 FLAT-ROLLED, ALLOY STEEL	62 280	21 451	12 180
893 ARTICLES, NES, OF PLASTICS	39 408	14 913	8 408	676 IRON, STL. BAR, SHAPES ETC.	111 130	6 064	3 486
894 BABY CARRIAGE, TOYS, GAMES	12 283	20 259	11 385	677 RAILWAY TRACK IRON, STEEL	521	80	45
895 OFFICE, STATIONERY SUPPLS	637	779	438	678 WIRE OF IRON OR STEEL	558	181	102
896 WORKS OF ART, ANTIQUE ETC	176	1 025	584	679 TUBES, PIPES, ETC. IRON, STL	6 225	2 257	1 264
897 GOLD, SILVERWARE, JEWEL NES	382	67 362	38 015	681 SILVER, PLATINUM, ETC.	408	13 452	7 602
898 MUSICAL INSTRUMENTS, ETC.	932	1 159	664	682 COPPER	1 400	1 468	825
899 MISC MANUFCTRD GOODS NES	8 582	12 195	6 903	683 NICKEL	73	320	182
EXPORTS	2 909 129	1 590 976	900 921	684 ALUMINIUM	5 826	4 873	2 727
001 LIVE ANIMALS	42	254	147	686 ZINC	1 259	425	243
016 MEAT, ED. OFFL, DRY, SLT, SMK	44	110	60	691 METALLIC STRUCTURES NES	6 545	3 072	1 696
022 MILK AND CREAM	73 472	16 285	9 218	692 CONTAINERS, STORAGE, TRNSP	2 142	2 995	1 658
023 BUTTER, OTHER FAT OF MILK	304	97	52	693 WIRE PRODUCTS EXCL. ELECT	500	799	455
037 FISH ETC. PREPD, PRSVD. NES	15	402	223	694 NAILS, SCREWS, NUTS, ETC.	391	1 189	654
048 CEREAL PREPARATIONS	55 275	3 801	2 144	695 TOOLS	2 986	8 360	4 717
054 VEGETABLES	3 418	16 004	8 985	696 CUTLERY	108	955	538
061 SUGARS, MOLASSES, HONEY	4 291	596	335	697 HOUSEHOLD EQUIPMENT, NES	439	736	408
081 ANIMAL FEED STUFF	11 108	3 221	1 832	699 MANUFACT. BASE METAL, NES	4 520	6 874	3 870
098 EDIBLE PROD. PREPRD, NES	1 318	530	303	700 CPL IND PLANT (84/85/87)	13 333	96 967	54 071
112 ALCOHOLIC BEVERAGES	871	289	168	711 STEAM GENER. BOILERS, ETC.	5 130	6 388	3 574
122 TOBACCO, MANUFACTURED	25	127	69	712 STEAM TURBINES	87	542	314
211 HIDES, SKINS (EX. FURS), RAW	577	271	157	713 INTRNL COMBUS PSTN ENGIN	2 890	17 538	9 969
232 SYNTHETIC RUBBER, ETC.	7 585	1 905	1 088	714 ENGINES, MOTORS NON-ELECT	76	632	349
251 PULP AND WASTE PAPER	50 991	1 250	695	716 ROTATING ELECTRIC PLANT	2 804	7 367	4 157
263 COTTON	2 726	878	501	718 OTH. POWR. GENRTNG. MACHNRY	48	330	190
267 OTHER MAN-MADE FIBRES	5 640	2 676	1 496	721 AGRIC. MACHINES, EX. TRACTR	598	1 210	686
273 STONE, SAND AND GRAVEL	12 874	492	279	722 TRACTORS	1 703	2 277	1 275
274 SULPHUR, UNRSTD. IRON PYRS	3 246	721	411	723 CIVIL ENGINEERING EQUIPT	2 408	2 615	1 467
278 OTHER CRUDE MINERALS	5 394	541	310	724 TEXTILE, LEATHER MACHINES	25 516	71 698	39 734
285 ALUMINIUM ORE, CONCTR. ETC	715	119	68	725 PAPER, PULP MILL MACHINES	1 580	7 327	4 236
291 CRUDE ANIMAL MATERLS. NES	12	64	35	726 PRINTNG, BOOKBINDNG MACHS	4 016	14 958	8 383
292 CRUDE VEG. MATERIALS, NES	749	653	368	727 FOOD-PROCESS. MCH. NON DOM	1 879	5 234	2 986
334 PETROLEUM PRODUCTS	23 474	2 677	1 506	728 OTH. MACH, PTS, SPCL INDUST	24 976	60 915	34 799
335 RESIDUAL PETROL. PRODUCTS	4 429	810	458	731 METAL REMOVAL WORK TOOLS	13 179	6 703	3 674
411 ANIMAL OILS AND FATS	420	88	48	733 MACH-TOOLS, METAL-WORKING	12 833	6 612	3 784
422 FIXED VEG. FAT, OILS, OTHER	588	65	37	735 PARTS, NES, FOR MACH-TOOLS	1 549	3 132	1 773
431 ANIMAL, VEG. FATS, OILS, NES	13 269	2 351	1 327	737 METALWORKING MACHNRY, PART	1 438	2 177	1 225
511 HYDROCARBONS, NES, DERIVTS	15 005	3 811	2 181	741 HEATING, COOLING EQUIP, NES	*	*	*
512 ALCOHOL, PHENOL, ETC. DERIV	12 319	4 328	2 441	742 PUMPS FOR LIQUIDS, PARTS	1 879	6 209	3 532
513 CARBOXYLIC ACIDS, DERIVTS	43 660	7 671	4 304	743 PUMPS NES, CENTRIFUGS ETC	4 099	13 298	7 466
514 NITROGEN-FUNCT. COMPOUNDS	29 624	13 897	7 921	744 MECHANICAL HANDLING EQUIP	5 698	11 606	6 593
515 ORGANO-INORGANIC COMPNDS	8 543	13 126	7 465	745 OTH. NONELEC MCH, TOOL, NES	5 661	26 840	15 442
516 OTHER ORGANIC CHEMICALS	9 515	3 675	2 108	746 BALL OR ROLLER BEARINGS	66	692	389
522 INORGANIC CHEM. ELEMENTS	60 487	12 476	7 092	747 TAPS, COCKS, VALVES, ETC.	2 289	6 919	3 947
523 METAL. SALTS, INDRGAN. ACID	87 829	9 856	5 635	748 TRANSMISSIONS SHAFTS ETC	3 697	7 396	4 187
				749 NON-ELECT MACH. PARTS, ETC	589	2 254	1 267
				751 OFFICE MACHINES	1 165	6 062	3 418

7 IMPORTS AND EXPORTS (SPECIAL TRADE) BY COUNTRIES OF PRODUCTION AND CONSUMPTION AND BY GROUPS OF THE SITC-REV. III 1988

GROUP DESCRIPTION	DT = 100 KG	1 000 DM	1 000 \$	GROUP DESCRIPTION	DT = 100 KG	1 000 DM	1 000 \$
752 AUTOMATC.DATA PROC.EQUIP	811	5 547	3 154	516 OTHER ORGANIC CHEMICALS	123	206	121
759 PARTS, FOR OFFICE MACHINS	42	1 091	617	523 METAL. SALTS, INDRGAN. ACID	605	89	46
761 TELEVISION RECEIVERS ETC	86	433	240	531 SYNTH. COLOURS, LAKES, ETC.	41	167	95
762 RADIO-BROADCAST RECEIVER	70	849	468	533 PIGMENTS, PAINTS, ETC.	58	93	49
763 SOUND RECORDER, PHONOGRPH	9	183	109	541 MEDICINES, ETC. EXC. GRP542	98	723	400
764 TELECOMM. EQUIP. PARTS NES	1 536	75 059	44 217	542 MEDICAMENTS	20	119	70
771 ELECT POWER MACHNY. PARTS	5 855	7 798	4 380	554 SOAP, CLEANERS, POLISH, ETC	42	58	33
772 ELEC. SWITCH. RELAY. CIRCUIT	3 935	20 076	11 283	575 OTH. PLASTIC, PRIMARY FORM	1 145	289	167
773 ELECTR. DISTRIBUT. EQPT NES	1 962	3 380	1 909	581 PLASTIC TUBE, PIPE, HOSE	370	180	106
774 ELECTRO-MEDCL. XRAY EQUIP	349	7 552	4 174	582 PLASTIC PLATE, SHEETS, ETC	203	90	51
775 DOM. ELEC. NON-ELEC. EQUIPT	2 202	3 922	2 218	591 INSECTICIDES, ETC.	50	161	89
776 TRANSISTORS, VALVES, ETC.	173	50 086	28 381	598 MISC. CHEMICAL PRODS. NES	129	96	54
778 ELECTRIC. MACH. APPART. NES	10 337	14 819	8 405	635 WOOD MANUFACTURES, NES	32	58	34
781 PASS. MOTOR VEHCLS. EX. BUS	18 866	52 270	29 892	642 PAPER, PAPERBOARD, CUT ETC	51	67	37
782 GOODS, SPCL. TRANSPORT VEH	56 376	157 607	94 471	651 TEXTILE YARN	66	193	110
784 PARTS, TRACTORS, MOTOR VEH	37 399	77 333	43 665	662 CLAY, REFRACT. CONSTR. MATRL	293	62	38
786 TRAILERS, SEMI-TRAILR, ETC	4 278	1 979	1 098	665 GLASSWARE	29	119	69
791 RAILWAY VEHICLES. EQUIPNT	6 665	490	281	679 TUBES, PIPES, ETC. IRON, STL	226	82	47
792 AIRCRAFT, ASSOCTD. EQUIPNT	79	6 427	3 631	683 NICKEL	39	116	70
793 SHIP, BOAT, FLOAT. STRUCTRS	537 637	20 749	12 041	691 METALLIC STRUCTURES NES	130	247	141
800 CPL. IND. PLANT CHAP. 90/94	46	611	324	695 TOOLS	29	64	36
811 PREFABRICATED BUILDINGS	2 690	4 355	2 599	699 MANUFACTS. BASE METAL, NES	1 165	338	198
812 PLUMBING, SANITRY, EQPT. ETC	152	204	113	713 INTRNL. COMBUS. PSTN ENGIN	32	105	62
813 LIGHTING FIXTURES ETC. NES	976	2 544	1 451	721 AGRIC. MACHINES, EX. TRACTR	23	81	44
821 FURNITURE, CUSHIONS, ETC.	609	4 612	2 662	723 CIVIL ENGINEERING EQUIPT	782	1 765	1 052
831 TRUNK, SUIT-CASES, BAG, ETC	7	76	43	724 TEXTILE, LEATHER MACHINES	64	975	559
845 OTHR. TEXTILE APPAREL, NES	29	117	69	725 PAPER, PULP MILL MACHINES	62	150	84
846 CLOTHING ACCESSRS, FABRIC	17	131	73	726 PRINTNG, BOOKBINDNG MACHS	248	993	530
848 CLOTHING, NONTXTL; HEADGEAR	5	81	40	728 OTH. MACH. PTS, SPCL. INDUST	129	544	317
851 FOOTWEAR	262	742	417	735 PARTS, NES, FOR MACH-TOOLS	117	823	469
871 OPTICAL INSTRUMENTS, NES	27	946	531	741 HEATNG, COOLNG EQUIP. PART	.	.	.
872 MEDICAL INSTRUMENTS NES	437	9 298	5 336	742 PUMPS FOR LIQUIDS, PARTS	188	872	510
873 METERS, COUNTERS, NES	287	1 048	562	743 PUMPS NES, CENTRIFUGS ETC	49	309	178
874 MEASURE, CONTROL INSTRMNT	1 428	19 916	11 205	744 MECHANICAL HANDLING EQUIP	6 819	6 478	3 860
881 PHOTOGRAPH APPAR. ETC. NES	383	2 329	1 312	745 OTH. NONELEC MCH, TOOL, NES	8	151	87
882 PHOTO. CINEMATOGRPH. SUPPL	2 064	2 271	1 275	751 OFFICE MACHINES	23	110	61
884 OPTICAL GOODS NES	34	660	368	764 TELECOMM. EQUIP. PARTS NES	7	122	72
885 WATCHES AND CLOCKS	213	7 867	4 471	772 ELEC. SWITCH. RELAY. CIRCUIT	21	431	236
891 ARMS AND AMMUNITION	57	2 837	1 574	774 ELECTRO-MEDCL. XRAY EQUIP	75	888	398
892 PRINTED MATTER	1 078	1 516	849	776 TRANSISTORS, VALVES, ETC.	1	93	57
893 ARTICLES, NES, OF PLASTICS	2 436	4 961	2 798	778 ELECTRIC. MACH. APPART. NES	1 585	1 102	612
894 BABY CARRIAGE, TOYS, GAMES	473	331	185	781 PASS. MOTOR VEHCLS. EX. BUS	170	420	239
895 OFFICE, STATIONERY SUPPLS	1 689	4 445	2 512	784 PARTS, TRACTORS, MOTOR VEH	10	76	42
897 GOLD, SILVERWARE, JEWEL NES	11	1 605	903	793 SHIP, BOAT, FLOAT. STRUCTRS	1 600	130	78
898 MUSICAL INSTRUMENTS, ETC.	127	695	389	848 CLOTHING, NONTXTL; HEADGEAR	4	117	69
899 MISC. MANUFCTRD GOODS NES	333	1 728	976	872 MEDICAL INSTRUMENTS NES	3	99	58
941 COMPL. IND. PLANT CHAPT. 99	2 735	7 717	4 333	874 MEASURE, CONTROL INSTRMNT	23	457	263
971 GOLD, NONMONTY EXCL. ORES	4	4 822	2 734	881 PHOTOGRAPH APPAR. ETC. NES	68	1 035	588
				893 ARTICLES, NES, OF PLASTICS	199	164	91
				898 MUSICAL INSTRUMENTS, ETC.	180	519	288
LAOS							
IMPORTS	646	263	145	KAMPUCHEA			
071 COFFEE, COFFEE SUBSTITUTE	622	167	91	IMPORTS		38	20
EXPORTS	1 888	1 541	872	EXPORTS	575	850	482
641 PAPER AND PAPERBOARD	116	56	30	581 PLASTIC TUBE, PIPE, HOSE	350	131	78
692 CONTAINERS, STORAGE, TRNSP	32	52	31	726 PRINTNG, BOOKBINDNG MACHS	98	479	273
724 TEXTILE, LEATHER MACHINES	56	273	155	848 CLOTHING, NONTXTL; HEADGEAR	4	95	55
764 TELECOMM. EQUIP. PARTS NES		65	35				
771 ELECT POWER MACHNY. PARTS	47	368	218	INDONESIA			
772 ELEC. SWITCH. RELAY. CIRCUIT	22	54	30	IMPORTS	7 912 047	964 550	548 680
781 PASS. MOTOR VEHCLS. EX. BUS	36	128	74	001 LIVE ANIMALS	238	1 017	573
848 CLOTHING, NONTXTL; HEADGEAR	3	97	54	012 OTHER MEAT, MEAT OFFAL	170	151	85
881 PHOTOGRAPH APPAR. ETC. NES	8	87	44	034 FISH, FRESH, CHILLED, FRDZN	106	1 073	611
				036 CRUSTACEANS, MOLLUSCS ETC	3 891	8 775	4 921
VIETNAM				037 FISH ETC. PREPD, PRSVD. NES	8 782	4 190	2 380
IMPORTS	40 641	23 295	13 093	054 VEGETABLES	408 200	11 117	6 382
036 CRUSTACEANS, MOLLUSCS ETC	1 834	4 770	2 738	056 VEGETABLES, PRPD, PRSVD, NES	616	158	90
037 FISH ETC. PREPD, PRSVD. NES	192	212	115	057 FRUIT, NUTS EXCL. OIL NUTS	523	136	78
054 VEGETABLES	3 733	129	73	058 FRUIT, PRESERVED, PREPARED	71 234	6 664	3 837
056 VEGETABLES, PRPD, PRSVD, NES	213	53	31	061 SUGARS, MOLASSES, HONEY	98 293	1 443	846
071 COFFEE, COFFEE SUBSTITUTE	21 135	7 451	4 110	071 COFFEE, COFFEE SUBSTITUTE	262 643	88 329	50 032
074 TEA AND MATE	1 439	330	186	072 COCOA	153 692	52 703	30 139
075 SPICES	901	621	364	074 TEA AND MATE	15 622	6 860	3 904
291 CRUDE ANIMAL MATERLS. NES	2 351	1 386	793	075 SPICES	76 145	68 762	39 080
292 CRUDE VEG. MATERIALS, NES	52	87	51	081 ANIMAL FEED STUFF	3 628 465	87 569	50 074
421 FIXED VEG. FAT, OILS, SOFT	2 453	305	163	112 ALCOHOLIC BEVERAGES	393	240	132
551 ESSNTL. OIL, PERFUME, FLAVR	58	92	51	121 TOBACCO, UNMANUFACTURED	15 746	14 270	8 158
635 WOOD MANUFACTURES, NES	619	542	304	211 HIDES, SKINS (EX. FURS), RAW	13	435	243
656 TULLE, LACE, EMBROIDRY, ETC	6	77	47	223 OILSEED (OTH. FIX. VEG. OIL)	6 679	615	338
659 FLOOR COVERINGS, ETC.	570	2 186	1 236	231 NATURAL RUBBER, ETC.	347 078	68 010	38 667
666 POTTERY	420	171	92	232 SYNTHETIC RUBBER, ETC.	920	246	137
841 MENS, BOYS CLOTHNG, X-KNIT	1 773	3 244	1 813	247 WOOD ROUGH, ROUGH SQUARED	2 819	117	68
842 WOMEN, GIRL CLOTHNG, XKNIT	86	261	152	248 WOOD, SIMPLY WORKED	248 123	25 743	14 557
843 MENS, BOYS CLOTHNG, KNIT	123	252	140	289 PREC. METAL DRES, CONCTRTS	25	104	59
848 CLOTHING, NONTXTL; HEADGEAR	204	248	141	291 CRUDE ANIMAL MATERLS. NES	576	822	465
899 MISC. MANUFCTRD GOODS NES	1 571	450	253	292 CRUDE VEG. MATERIALS, NES	34 311	8 870	5 062
EXPORTS	32 546	28 082	16 229	335 RESIDUAL PETROL. PRODUCTS	389 074	7 423	4 175
022 MILK AND CREAM	8 150	2 054	1 199	422 FIXED VEG. FAT, OILS, OTHER	1 370 616	106 448	60 539
334 PETROLEUM PRODUCTS	152	133	75	431 ANIMAL, VEG. FATS, OILS, NES	35 183	2 046	1 144
512 ALCOHOL, PHENOL, ETC. DERIV	101	309	184	512 ALCOHOL, PHENOL, ETC. DERIV	2 983	504	288
513 CARBOXYLIC ACIDS, DERIVTS	5 056	887	506	513 CARBOXYLIC ACIDS, DERIVTS	9 351	1 812	1 112
515 ORGANO-INORGANIC COMPNDS	142	146	86	514 NITROGEN-FUNCT. COMPOUNDS	3 827	947	553
				516 OTHER ORGANIC CHEMICALS	168	87	51
				541 MEDICINES, ETC. GRP542	330	3 682	2 107



## 7 IMPORTS AND EXPORTS (SPECIAL TRADE) BY COUNTRIES OF PRODUCTION AND CONSUMPTION AND BY GROUPS OF THE SITC-REV. III 1988

GROUP DESCRIPTION	DT = 100 KG	1 000 DM	1 000 \$	GROUP DESCRIPTION	DT = 100 KG	1 000 DM	1 000 \$
551 ESSNTL. OIL, PERFUME, FLAVR	736	2 405	1 358	553 PERFUMERY, COSMETICS, ETC.	23	114	64
582 PLASTIC PLATE, SHEETS, ETC	4 979	2 297	1 274	554 SOAP, CLEANERS, POLISH, ETC	19 083	6 404	3 633
611 LEATHER	2 331	9 247	5 201	562 FERTILIZER, EXCEPT GRP272	80 642	3 063	1 733
625 RUBBER TYRES, TUBES, ETC.	1 858	621	349	571 POLYMERS OF ETHYLENE	43 311	9 640	5 349
634 VENEERS, PLYWOOD, ETC.	425 090	56 412	32 009	572 POLYMERS OF STYRENE	16 572	4 000	2 248
635 WOOD MANUFACTURES, NES	63 119	11 239	6 399	573 POLYMERS, VINYL CHLORIDE	5 768	2 194	1 244
641 PAPER AND PAPERBOARD	2 314	329	195	574 POLYACETAL, POLYCARBONATE	25 504	7 417	4 156
651 TEXTILE YARN	13 208	8 272	4 679	575 OTH. PLASTIC, PRIMARY FORM	125 381	42 371	24 059
652 COTTON FABRICS, WOVEN	15 096	14 785	8 528	579 PLASTIC WASTE, SCRAP ETC	29 151	1 204	689
653 FABRICS, MAN-MADE FIBRES	14 222	15 945	9 038	581 PLASTIC TUBE, PIPE, HOSE	862	925	502
656 TULLE, LACE, EMBROIDRY, ETC	145	369	218	582 PLASTIC PLATE, SHEETS, ETC	8 969	8 582	4 822
658 TEXTILE ARTICLES NES	5 089	7 214	4 052	583 MONOFILAMENT OF PLASTICS	273	237	130
682 LIME, CEMENT, CONSTR. MATRL	59	59	32	591 INSECTICIDES, ETC.	13 280	12 534	7 012
665 GLASSWARE	2 384	502	278	592 STARCHES, INULIN, ETC.	47 005	5 677	3 179
667 PEARLS, PRECIOUS STONES	.	.	.	597 PREPRD ADDITIVES, LIQUIDS	12 191	4 685	2 632
671 PIG IRON, SPIEGELEISN, ETC	48 176	19 182	10 794	598 MISC. CHEMICAL PRDCTS, NES	85 833	32 752	18 590
682 COPPER	172	224	122	600 CPL IND PLANT CHAP 69-76	15 964	14 022	7 950
687 TIN	20 517	25 395	14 462	612 MANUFACT. LEATHER ETC, NES	5	70	39
695 TOOLS	46	95	55	621 MATERIALS OF RUBBER	2 254	2 428	1 335
699 MANUFACT. BASE METAL, NES	72	141	83	625 RUBBER TYRES, TUBES, ETC.	144	106	62
714 ENGINES, MOTORS NON-ELECT	4	178	95	629 ARTICLES OF RUBBER, NES	1 015	1 975	1 122
716 ROTATING ELECTRIC PLANT	2	59	33	634 VENEERS, PLYWOOD, ETC.	484	62	36
718 OTH. POWR. GENRNG. MACHNRY	10	630	372	635 WOOD MANUFACTURES, NES	3 493	1 801	1 004
723 CIVIL ENGINEERING EQUIPT	64	254	145	641 PAPER AND PAPERBOARD	17 807	11 742	6 622
728 OTH. MACH. PTS, SPLC INDUSTR	14	141	84	642 PAPER, PAPERBOARD, CUT ETC	903	875	493
743 PUMPS NES, CENTRIFUGS ETC	19	587	334	651 TEXTILE YARN	16 361	9 808	5 674
745 OTH. NONELEC MCH, TOOL, NES	248	197	108	652 COTTON FABRICS, WOVEN	122	281	166
748 TRANSMISSIONS SHAFTS ETC	121	281	166	653 FABRICS, MAN-MADE FIBRES	391	588	335
749 NON-ELECT MACH. PARTS, ETC	25	93	52	654 OTH. TEXTILE FABRIC, WOVEN	116	244	135
752 AUTOMATC. DATA PROC. EQUIP	843	4 349	2 589	655 KNIT, CROCHET, FABRIC NES	169	332	188
761 TELEVISION RECEIVERS ETC	10	76	42	656 TULLE, LACE, EMBROIDRY, ETC	11	81	45
762 RADIO-BROADCAST RECEIVER	1 222	1 909	1 065	657 SPECIAL YARN, TXTL. FABRIC	776	3 443	1 945
764 TELECOMM. EQUIP. PARTS NES	4	202	118	658 TEXTILE ARTICLES NES	21	144	83
778 ELECTRIC. MACH. APPART. NES	2 381	6 251	3 433	659 FLOOR COVERINGS, ETC.	71	83	45
792 AIRCRAFT, ASSOCTD. EQUIPNT	10	388	224	661 LIME, CEMENT, CONSTR. MATRL	978	163	93
813 LIGHTING FIXTURES ETC, NES	90	68	36	662 CLAY, REFRCT. CONSTR. MATRL	173 521	24 616	14 114
821 FURNITURE, CUSHIONS, ETC.	16 521	8 554	4 854	663 MINERAL MANUFACTURES, NES	17 592	8 340	4 746
831 TRUNK, SUIT-CASES, BAG, ETC	115	293	160	664 GLASS	5 511	885	505
841 MENS, BOYS CLOTHING, X-KNIT	15 399	35 520	20 380	665 GLASSWARE	2 050	4 352	2 553
842 WOMEN, GIRL CLOTHING, XKNIT	6 318	20 906	11 973	666 POTTERY	37	137	79
843 MENS, BOYS CLOTHING, KNIT	8 120	21 847	12 699	667 PEARLS, PRECIOUS STONES	.	.	.
844 WOMEN, GIRLS CLOTHING, KNIT	5 678	17 112	9 716	671 PIG IRON, SPIEGELEISN, ETC	4 188	861	480
845 OTHR. TEXTILE APPAREL, NES	23 449	58 161	32 648	673 FLAT-ROLLED IRON ETC.	25 110	2 755	1 507
846 CLOTHING ACCESSRS, FABRIC	459	844	464	674 FLAT-ROLLED PLATED IRON	14 495	1 580	857
848 CLOTHING, NONTXL; HEADGEAR	45	187	105	675 FLAT-ROLLED, ALLOY STEEL	12 614	5 107	2 938
851 FOOTWEAR	4 881	8 815	5 066	676 IRON, STL. BAR, SHAPES ETC.	50 719	5 198	2 954
874 MEASURE, CONTROL INSTRMNT	3	531	300	677 RAILWAY TRACK IRON, STEEL	1 259	104	59
881 PHOTOGRAPH APPAR. ETC, NES	24	421	237	678 WIRE OF IRON OR STEEL	1 141	506	285
882 PHOTO. CINEMATOGRPH. SUPPL	215	2 415	1 421	679 TUBES, PIPES, ETC. IRON, STL	45 365	8 778	4 982
884 OPTICAL GOODS NES	5	186	107	682 COPPER	7 563	5 450	3 110
893 ARTICLES, NES, OF PLASTICS	75	134	78	683 NICKEL	503	1 185	671
894 BABY CARRIAGE, TOYS, GAMES	209	681	389	684 ALUMINIUM	9 620	6 688	3 827
895 OFFICE, STATIONERY SUPPLS	86	80	46	691 METALLIC STRUCTURES NES	3 795	2 522	1 390
896 WORKS OF ART, ANTIQUE ETC	119	237	131	692 CONTAINERS, STORAGE, TRNSP	638	1 323	765
897 GOLD, SILVERWARE, JEWEL NES	29	1 693	957	693 WIRE PRODUCTS EXCL. ELECT	1 650	1 286	734
898 MUSICAL INSTRUMENTS, ETC.	1 256	2 480	1 415	694 NAILS, SCREWS, NUTS, ETC.	571	662	373
899 MISC MANUFCTRD GOODS NES	4 946	4 260	2 421	695 TOOLS	3 469	9 042	5 097
EXPORTS	2 058 734	1 399 682	790 749	696 CUTLERY	78	490	271
001 LIVE ANIMALS	2	107	61	697 HOUSEHOLD EQUIPMENT, NES	1 389	1 928	1 100
022 MILK AND CREAM	40 468	9 044	5 248	699 MANUFACT. BASE METAL, NES	4 007	5 856	3 318
025 EGGS, BIRDS, YOLKS, ALBUMIN	147	124	72	700 CPL IND PLANT (84/85/87)	23 538	95 419	54 708
054 VEGETABLES	1 255	154	89	711 STEAM GENER. BOILERS, ETC.	6 498	5 688	3 276
061 SUGARS, MOLASSES, HONEY	42 389	2 440	1 371	712 STEAM TURBINES	487	7 052	3 992
073 CHOCOLATE, OTH. COCOA PREP	160	87	47	713 INTRNL COMBUS PSTN ENGIN	4 505	13 089	7 293
081 ANIMAL FEED STUFF	11 281	2 456	1 402	714 ENGINES, MOTORS NON-ELECT	57	527	295
098 EDIBLE PRD. PREPRTRS, NES	511	826	464	716 ROTATING ELECTRIC PLANT	5 018	12 916	7 264
232 SYNTHETIC RUBBER, ETC.	10 267	2 788	1 577	718 OTH. POWR. GENRNG. MACHNRY	405	881	491
251 PULP AND WASTE PAPER	1 422	227	131	721 AGRIC. MACHINES, EX. TRACTR	321	747	419
263 COTTON	2 201	434	252	723 CIVIL ENGINEERING EQUIPT	6 324	8 739	4 887
267 OTHER MAN-MADE FIBRES	1 133	596	341	724 TEXTILE, LEATHER MACHINES	21 379	48 146	27 190
273 STONE, SAND AND GRAVEL	16 966	443	250	725 PAPER, PULP MILL MACHINES	9 676	8 876	4 993
274 SULPHUR, UNRSTD. IRON PYRS	1 014	144	80	726 PRINTNG, BOOKBINDNG MACHS	3 063	13 520	7 746
278 OTHER CRUDE MINERALS	11 189	1 237	703	727 FODD-PROCESS. MCH. NON DOM	1 421	3 273	1 865
287 ORE, CONCENTR. BASE METALS	2 130	134	76	728 OTH. MACH. PTS, SPLC INDUSTR	18 799	63 624	36 201
292 CRUDE VEG. MATERIALS, NES	1 285	1 973	1 098	731 METAL REMOVAL WORK TOOLS	1 541	7 627	4 306
334 PETROLEUM PRODUCTS	6 439	1 296	743	733 MACH-TOOLS, METAL-WORKING	1 733	8 146	4 585
335 RESIDUAL PETROL. PRODUCTS	8 607	1 214	685	735 PARTS, NES, FOR MACH-TOOLS	196	2 061	1 163
411 ANIMAL OILS AND FATS	262	121	66	737 METALWORKING MACHNRY NES	2 735	3 659	2 088
421 FIXED VEG. FAT, OILS, SOFT	234 284	17 403	10 279	741 HEATING, COOLING EQUIP, PART	.	.	.
422 FIXED VEG. FAT, OILS, OTHER	8 220	751	424	742 PUMPS FOR LIQUIDS, PARTS	3 878	13 211	7 459
431 ANIMAL, VEG. FATS, OILS, NES	6 756	1 222	690	743 PUMPS NES, CENTRIFUGS ETC	5 273	20 012	11 319
511 HYDROCARBONS, NES, DERIVTS	3 660	1 065	609	744 MECHANICAL HANDLING EQUIP	5 284	12 158	6 854
512 ALCOHOL, PHENOL, ETC. DERIV	11 506	4 539	2 523	745 OTH. NONELEC MCH, TOOL, NES	5 889	24 741	13 918
513 CARBOXYLIC ACIDS, DERIVTS	38 804	8 390	4 766	746 BALL OR ROLLER BEARINGS	76	503	284
514 NITROGEN-FUNCT. COMPOUNDS	18 110	17 903	9 731	747 TAPS, COCKS, VALVES, ETC.	1 583	6 396	3 598
515 ORGANO-INORGANIC COMPOUNDS	6 689	17 199	9 731	748 TRANSMISSIONS SHAFTS ETC	2 801	7 572	4 276
516 OTHER ORGANIC CHEMICALS	10 301	8 897	5 016	749 NON-ELECT MACH. PARTS, ETC	1 047	3 879	2 247
522 INORGANIC CHEM. ELEMENTS	147 915	17 800	10 092	751 OFFICE MACHINES	262	1 008	573
523 METAL. SALTS, INORGAN. ACID	40 418	5 941	3 313	752 AUTOMATC. DATA PROC. EQUIP	121	4 003	2 256
524 OTHER CHEMICAL COMPOUNDS	1 374	509	279	759 PARTS, FOR OFFICE MACHINS	15	771	443
525 RADIO-ACTIVE MATERIALS	62	62	35	761 TELEVISION RECEIVERS ETC	473	1 489	854
531 SYNTH. COLOURS, LAKES, ETC.	19 175	36 560	20 764	762 RADIO-BROADCAST RECEIVER	47	887	503
532 DYEING, TANNING MATERIALS	13 136	2 404	1 369	764 TELECOMM. EQUIP. PARTS NES	3 992	74 690	42 467
533 PIGMENTS, PAINTS, ETC.	16 389	10 044	5 660	771 ELECT POWER MACHNY, PARTS	3 598	10 706	6 088
541 MEDICINES, ETC. EXC. GRP542	1 541	16 862	9 494	772 ELECT SWITCH. RELAY. CIRCUIT	3 928	17 040	9 732
542 MEDICAMENTS	581	2 198	1 241	773 ELECTR DISTRIBT. EQPT NES	1 881	2 576	1 483
551 ESSNTL. OIL, PERFUME, FLAVR	4 456	12 126	6 847	774 ELECTRO-MEDCL. XRAY EQUIP	206	3 466	2 008
				775 DOM. ELEC. NON-ELEC. EQUIPT	514	1 457	823
				776 TRANSISTORS, VALVES, ETC.	135	855	477

7 IMPORTS AND EXPORTS (SPECIAL TRADE) BY COUNTRIES OF PRODUCTION AND CONSUMPTION AND BY GROUPS OF THE SITC-REV. III 1988

GROUP DESCRIPTION	DT = 100 KG	1 000 DM	1 000 \$	GROUP DESCRIPTION	DT = 100 KG	1 000 DM	1 000 \$
778 ELECTRIC. MACH. APPART. NES	5 298	10 508	6 027	737 METALWORKING MACHNRY NES	7	164	99
781 PASS. MOTOR VEHCLS. EX. BUS	16 632	63 343	35 925	741 HEATNG. COOLNG EQUIP. PART	248	288	157
782 GOODS, SPCL TRANSPORT VEH	3 713	4 580	2 579	743 PUMPS NES, CENTRIFUGS ETC	207	214	126
784 PARTS, TRACTORS, MOTOR VEH	25 576	53 408	30 216	745 OTH. NONELEC MCH, TOOL, NES	129	455	258
785 CYCLES, MOTORCYCLES ETC.	54	104	59	752 AUTOMATC. DATA PROC. EQUIP	52	712	413
786 TRAILERS, SEMI-TRAILR, ETC	5 050	2 303	1 330	759 PARTS, FOR OFFICE MACHINS	1 846	9 280	5 330
791 RAILWAY VEHICLES. EQUIPNT	398	931	536	761 TELEVISION RECEIVERS ETC	9 375	19 846	11 365
792 AIRCRAFT, ASSOCTD. EQUIPNT	53	6 490	3 705	762 RADIO-BROADCAST RECEIVER	54 298	158 762	90 571
800 SHIP, BOAT, FLOAT. STRUCTRS	99 407	110 033	58 934	763 SOUND RECORDER, PHONOGRPH	4 755	18 152	10 365
812 CPL IND PLANT CHAP 90/94	48	536	311	764 TELECOMM. EQUIP. PARTS NES	5 804	11 909	6 721
812 PLUMBNG, SANITRY, EQPT. ETC	258	459	260	771 ELECT POWER MACHNY. PARTS	1 251	7 863	4 484
813 LIGHTNG FIXTURES ETC. NES	149	651	375	772 ELEC. SWITCH, RELAY, CIRCUIT	3 078	27 889	15 915
821 FURNITURE, CUSHIONS, ETC.	847	1 100	620	773 ELECTR DISTRIB. EQPT NES	65	864	482
831 TRUNK, SUIT-CASES, BAG, ETC	41	80	44	775 DOM. ELEC. NON-ELEC. EQUIPT	47	181	100
845 OTHR. TEXTILE APPAREL, NES	1	59	35	776 TRANSISTORS, VALVES, ETC.	2 941	138 368	78 781
848 CLOTHING, NONTXTL; HEADGEAR	12	117	64	778 ELECTRIC. MACH. APPART. NES	798	16 654	9 466
871 OPTICAL INSTRUMENTS, NES	3	309	174	785 CYCLES, MOTORCYCLES ETC.	59	57	32
872 MEDICAL INSTRUMENTS NES	256	4 840	2 766	792 AIRCRAFT, ASSOCTD. EQUIPNT	10	5 058	2 771
873 METERS, COUNTERS, NES	141	716	414	821 FURNITURE, CUSHIONS, ETC.	2 725	1 568	881
874 MEASURE, CONTROL INSTRMNT	1 231	31 309	17 841	831 TRUNK, SUIT-CASES, BAG, ETC	41	128	74
881 PHOTOGRAPH APPAR. ETC. NES	157	1 630	908	841 MENS, BOYS CLOTHNG, X-KNIT	8 369	23 645	13 516
882 PHOTO. CINEMATOGRPH. SUPPL	3 149	3 368	1 895	842 WOMEN, GIRL CLOTHNG, XKNIT	2 746	11 065	6 267
884 OPTICAL GOODS NES	53	1 710	973	843 MENS, BOYS CLOTHING, KNIT	1 826	5 989	3 484
885 WATCHES AND CLOCKS	25	239	137	844 WOMEN, GIRLS CLOTHNG. KNIT	2 997	8 843	5 075
891 ARMS AND AMMUNITION	26	562	329	845 OTHR. TEXTILE APPAREL, NES	10 628	31 403	17 839
892 PRINTED MATTER	420	782	439	846 CLOTHING ACCESSRS, FABRIC	4 462	20 960	11 907
893 ARTICLES, NES, OF PLASTICS	1 631	3 270	1 869	848 CLOTHING, NONTXTL; HEADGEAR	28 460	41 454	23 383
894 BABY CARRIAGE, TOYS, GAMES	776	1 365	752	851 FOOTWEAR	579	1 236	711
895 OFFICE, STATIONERY SUPPLS	1 742	4 133	2 336	871 OPTICAL INSTRUMENTS, NES	1	76	42
897 GOLD, SILVERWARE, JEWEL NES	1	184	103	872 MEDICAL INSTRUMENTS NES	9 796	48 030	27 358
898 MUSICAL INSTRUMENTS, ETC.	122	560	321	873 METERS, COUNTERS, NES	1 546	6 334	3 596
899 MISC MANUFCTRD GOODS NES	225	611	343	874 MEASURE, CONTROL INSTRMNT	186	1 318	752
941 COMPL IND PLANT CHAPT 99	15 981	10 355	5 891	881 PHOTOGRAPH APPAR. ETC. NES	31	222	123
				884 OPTICAL GOODS NES	148	578	326
MALAYSIA							
IMPORTS	9 109 967	1 662 772	945 290	885 WATCHES AND CLOCKS	231	2 824	1 597
001 LIVE ANIMALS	17	216	125	892 PRINTED MATTER	82	175	96
022 MILK AND CREAM	400	67	39	893 ARTICLES, NES, OF PLASTICS	5 231	2 791	1 593
034 FISH, FRESH, CHILLED, FROZD	45	72	40	894 BABY CARRIAGE, TOYS, GAMES	8 446	13 802	7 789
036 CRUSTACEANS, MOLLUSCS ETC	1 582	2 139	1 237	895 OFFICE, STATIONERY SUPPLS	904	1 918	1 084
037 FISH ETC. PREPD, PRSVD. NES	10 002	6 849	3 855	897 GOLD, SILVERWARE, JEWEL NES	996	6 428	3 599
054 VEGETABLES	190	61	36	899 MISC MANUFCTRD GOODS NES		5 011	2 872
056 VEGETABLES, PRPD, PRSVD, NES	402	201	112	971 GOLD, NONMONTRY EXCL DRES		134	76
057 FRUIT, NUTS EXCL. OIL NUTS	32 773	7 273	4 078	EXPORTS	2 415 196	872 882	494 792
058 FRUIT, PRESERVED, PREPARED	10 380	1 337	780	001 LIVE ANIMALS	74	462	264
071 COFFEE, COFFEE SUBSTITUTE	423	226	123	022 MILK AND CREAM	9 280	2 086	1 128
072 COCOA	398 838	120 306	67 844	034 FISH, FRESH, CHILLED, FROZD	5	88	49
075 SPICES	19 623	16 096	9 118	048 CEREAL PREPARATIONS	8 375	348	195
081 ANIMAL FEED STUFF	3 073 824	70 365	40 019	054 VEGETABLES	211	112	64
223 OILSEED (OTH. FIX. VEG. OIL)	16 269	1 528	907	056 VEGETABLES, PRPD, PRSVD, NES	193	112	63
231 NATURAL RUBBER, ETC.	1 209 954	256 929	146 337	061 SUGARS, MOLASSES, HONEY	3 011	338	189
232 SYNTHETIC RUBBER, ETC.	10 387	2 001	1 179	062 SUGAR CONFECTIONERY	252	120	69
245 FUEL WOOD, WOOD CHARCOAL	55 303	409	233	071 COFFEE, COFFEE SUBSTITUTE	304	529	295
246 WOOD IN CHIPS, PARTICLES	669	69	39	075 SPICES	69	79	43
247 WOOD ROUGH, ROUGH SQUARED	43 893	2 284	1 295	081 ANIMAL FEED STUFF	9 828	1 866	1 062
248 WOOD, SIMPLY WORKED	1 915 082	186 887	106 160	098 EDIBLE PROD. PREPRTHS, NES	2 394	2 130	1 228
287 ORE, CONCENTR. BASE METALS	6 223	2 419	1 401	111 NON-ALCOHOL. BEVERAGE, NES	101	76	45
288 NON-FERROUS WASTE, SCRAP	112 738	18 130	10 193	112 ALCOHOLIC BEVERAGES	1 047	396	193
291 CRUDE ANIMAL MATERIALS, NES	195	129	70	232 SYNTHETIC RUBBER, ETC.	5 451	1 622	921
292 CRUDE VEG. MATERIALS, NES	11 387	655	371	266 SYNTHETIC FIBRES	2 177	495	279
422 FIXED VEG. FAT, OILS, OTHER	891 825	79 146	44 899	273 STONE, SAND AND GRAVEL	22 888	565	316
431 ANIMAL, VEG. FATS, OILS, NES	406 987	28 772	16 313	274 SULPHUR, UNRSTD. IRON PYRS	4 775	276	158
512 ALCOHOL, PHENOL, ETC. DERIV	46 698	4 430	2 548	278 OTHER CRUDE MINERALS	690 944	10 775	6 217
513 CARBOXYLIC ACIDS, DERIVTS	10 220	1 557	877	282 FERROUS WASTE AND SCRAP	115 986	1 985	1 168
522 INORGANIC CHEM. ELEMENTS	150	75	41	285 ALUMINIUM ORE, CONCTR. ETC	189	102	56
541 MEDICINES, ETC. EXC. GRP542	354	1 977	1 131	292 CRUDE VEG. MATERIALS, NES	101	76	45
562 FERTILIZER, EXCEPT GRP272	274 711	5 728	3 343	334 PETROLEUM PRODUCTS	2 808	484	269
572 POLYMERS OF STYRENE	201	68	37	395 RESIDUAL PETROL. PRODUCTS	5 515	471	264
582 PLASTIC PLATE, SHEETS, ETC	549	222	125	421 FIXED VEG. FAT, OILS, SOFT	620	61	33
598 MISC. CHEMICAL PRODTS, NES	115 234	21 027	12 006	422 FIXED VEG. FAT, OILS, OTHER	1 241	111	64
613 FURSKINS, TANNED, DRESSED	11	220	124	431 ANIMAL, VEG. FATS, OILS, NES	2 775	501	286
621 MATERIALS OF RUBBER	4 333	2 182	1 242	511 HYDROCARBONS, NES, DERIVTS	40 790	5 495	2 971
625 RUBBER TYRES, TUBES, ETC.	1 394	723	415	512 ALCOHOL, PHENOL, ETC. DERIV	7 455	9 394	1 923
629 ARTICLES OF RUBBER, NES	3 795	2 639	1 487	513 CARBOXYLIC ACIDS, DERIVTS	22 585	3 139	1 793
634 VENEERS, PLYWOOD, ETC.	76 176	9 345	5 417	514 NITROGEN-FUNCT. COMPOUNDS	12 739	6 875	3 937
635 WOOD MANUFACTURES, NES	75 080	9 454	5 374	515 ORGANO-INORGANIC COMPNDS	8 762	11 110	6 358
642 PAPER, PAPERBOARD, CUT ETC	641	391	225	516 OTHER ORGANIC CHEMICALS	3 973	1 681	955
651 TEXTILE YARN	7 355	4 951	2 851	522 INORGANIC CHEM. ELEMENTS	37 487	6 067	3 457
652 COTTON FABRICS, WOVEN	10 142	8 066	4 892	523 METAL. SALTS, INORGAN. ACID	48 612	4 630	2 621
653 FABRICS, MAN-MADE FIBRES	13 625	14 509	8 306	524 OTHER CHEMICAL COMPOUNDS	196	194	107
655 KNIT, CROCHET, FABRIC NES	315	409	226	531 SYNTH. COLOURS, LAKES, ETC.	7 548	15 709	8 880
656 TULLE, LACE, EMBROIDRY, ETC	20	147	86	532 DYEING, TANNING MATERIALS	2 282	440	249
657 SPECIAL YARN, TXTL. FABRIC	182	867	485	533 PIGMENTS, PAINTS, ETC.	8 595	4 888	2 757
658 TEXTILE ARTICLES NES	748	4 777	2 705	541 MEDICINES, ETC. EXC. GRP542	2 165	7 015	3 973
663 MINERAL MANUFACTURES, NES	2 130	1 855	1 06	542 MEDICAMENTS	2 370	13 625	7 696
665 GLASSWARE	500	2 659	1 511	551 ESSNTL. OIL, PERFUME, FLAVR	455	1 262	715
666 POTTERY	1 627	739	420	553 PERFUMERY, COSMETICS, ETC.	2 308	2 710	1 533
671 PIG IRON, SPIEGELEISN, ETC	20 064	370	207	554 SOAP, CLEANERS, POLISH, ETC.	11 973	4 070	2 301
687 TIN	22 708	27 433	15 553	562 FERTILIZER, EXCEPT GRP272	693 303	17 595	9 969
691 METALLIC STRUCTURES NES	5	101	56	571 POLYMERS OF ETHYLENE	12 239	2 561	1 458
694 NAILS, SCREWS, NUTS, ETC.	8 224	1 797	1 030	572 POLYMERS OF STYRENE	47 925	13 448	7 595
695 TOOLS	104	266	154	573 POLYMERS, VINYL CHLORIDE	3 779	1 104	615
697 HOUSEHOLD EQUIPMENT, NES	64	271	152	574 POLYACETAL, POLYCARBONATE	9 697	4 299	2 430
699 MANUFACTS. BASE METAL, NES	946	978	555	575 OTH. PLASTIC, PRIMARY FORM	28 535	10 269	5 815
714 ENGINES, MOTORS NON-ELECT	312	34 117	19 445	579 PLASTIC WASTE, SCRAP ETC	1 428	154	89
726 PRINTNG, BOOKBINDNG MACHS	33	76	41	581 PLASTIC TUBE, PIPE, HOSE	1 859	2 445	1 362
728 OTH. MACH, PTS, SPCL INDUST	118	213	120	582 PLASTIC PLATE, SHEETS, ETC	5 974	5 451	3 070
				583 MONOFILAMENT OF PLASTICS	703	253	134



7 IMPORTS AND EXPORTS (SPECIAL TRADE) BY COUNTRIES OF PRODUCTION AND CONSUMPTION AND BY GROUPS OF THE SITC-REV. III 1988

GROUP DESCRIPTION	DT = 100 KG	1 000 DM	1 000 \$	GROUP DESCRIPTION	DT = 100 KG	1 000 DM	1 000 \$
591 INSECTICIDES, ETC.	5 851	6 301	3 634	812 PLUMBING, SANITARY, EQPT. ETC	46	66	37
592 STARCHES, INULIN, ETC.	26 002	1 761	1 005	813 LIGHTING FIXTURES ETC. NES	275	1 354	794
593 EXPLOSIVES, PYROTECHNICS	30	206	118	821 FURNITURE, CUSHIONS, ETC.	396	778	433
597 PREPRD ADDITIVES, LIQUIDS	1 566	670	375	831 TRUNK, SUIT-CASES, BAG, ETC	4	159	87
598 MISC. CHEMICAL PRODTS NES	34 637	13 155	7 468	842 WOMEN, GIRL CLOTHNG, XKNIT		68	35
611 LEATHER	94	238	137	845 OTHR. TEXTILE APPAREL, NES	6	82	53
612 MANUFACT. LEATHER ETC. NES	3	68	41	848 CLOTHNG, NONXTL; HEADGEAR	39	133	77
613 FURSKINS, TANNED, DRESSED	67	1 484	838	851 FOOTWEAR	96	290	155
621 MATERIALS OF RUBBER	721	1 013	570	871 OPTICAL INSTRUMENTS, NES	27	1 055	592
625 RUBBER TYRES, TUBES, ETC.	265	218	125	872 MEDICAL INSTRUMENTS NES	1 301	12 048	6 838
629 ARTICLES OF RUBBER, NES	937	2 562	1 442	873 METERS, COUNTERS, NES	40	393	222
634 VENEERS, PLYWOOD, ETC.	320	126	72	874 MEASURE, CONTROL INSTRMNT	1 175	16 119	9 178
635 WOOD MANUFACTURES, NES	187	315	182	881 PHOTOGRAPH APPAR. ETC. NES	266	2 126	1 176
641 PAPER AND PAPERBOARD	63 050	11 590	6 506	882 PHOTO. CINEMATOGRPH. SUPPL	4 497	5 697	3 252
642 PAPER, PAPERBOARD, CUT ETC	5 124	2 256	1 269	884 OPTICAL GOODS NES	240	623	363
651 TEXTILE YARN	1 587	3 255	1 887	885 WATCHES AND CLOCKS	42	613	343
652 COTTON FABRICS, WOVEN	133	554	316	891 ARMS AND AMMUNITION	1 187	5 121	3 048
653 FABRICS, MAN-MADE FIBRES	423	1 302	740	892 PRINTED MATTER	869	1 785	994
654 OTH. TEXTILE FABRIC, WOVEN	81	336	194	893 ARTICLES, NES, OF PLASTICS	2 121	5 046	2 834
655 KNIT, CROCHET, FABRIC NES	303	1 183	650	894 BABY CARRIAGE, TOYS, GAMES	367	665	371
656 TULLE, LACE, EMBROIDRY, ETC	82	429	243	895 OFFICE, STATIONERY SUPPLS	2 266	5 026	2 820
657 SPECIAL YARN, TXTL. FABRIC	807	2 361	1 344	897 GOLD, SILVERWARE, JEWL NES	1	1 152	656
658 TEXTILE ARTICLES NES	50	236	133	898 MUSICAL INSTRUMENTS, ETC.	64	663	375
659 FLOOR COVERINGS, ETC.	27	53	30	899 MISC MANUFCTRD GOODS NES	220	918	511
661 LIME, CEMENT, CONSTR. MATRL	250	105	62	971 GOLD, NONMONTRY EXCL DRES		370	213
662 CLAY, REFRCT. CONSTR. MATRL	36 531	4 295	2 397				
663 MINERAL MANUFACTURES, NES	2 952	6 660	3 776	BRUNEI			
664 GLASS	7 297	3 483	1 959	IMPORTS	778	2 724	1 580
665 GLASSWARE	3 245	2 476	1 392	248 WOOD, SIMPLY WORKED	557	65	39
666 POTTERY	232	680	391	667 PEARLS, PRECIOUS STONES			
667 PEARLS, PRECIOUS STONES				714 ENGINES, MOTORS NON-ELECT	20	500	285
671 PIG IRON, SPIEGELEISN, ETC	392	118	68	752 AUTOMATC. DATA PROC. EQUIP	56	589	349
673 FLAT-ROLLED IRON ETC.	6 056	513	296	811 TELECOMM. EQUIP. PARTS NES	2	402	231
674 FLAT-ROLLED PLATED IRON	6 729	666	366	792 AIRCRAFT, ASSOCTD. EQUIPNT	6	382	229
675 FLAT-ROLLED, ALLOY STEEL	5 015	1 455	811	848 CLOTHNG, NONXTL; HEADGEAR	33	89	53
676 IRON, STL. BAR, SHAPES ETC.	9 346	1 355	766	894 BABY CARRIAGE, TOYS, GAMES	41	176	95
678 WIRE OF IRON OR STEEL	335	178	101	897 GOLD, SILVERWARE, JEWL NES	1	80	46
679 TUBES, PIPES, ETC. IRON, STL	117 328	13 920	7 710				
681 SILVER, PLATINUM, ETC.	1	122	70				
682 COPPER	10 010	4 589	2 599	EXPORTS	32 130	52 252	29 758
683 NICKEL	21	105	58	575 OTH. PLASTIC, PRIMARY FORM	319	146	80
684 ALUMINIUM	4 859	4 389	2 491	621 MATERIALS OF RUBBER	55	58	33
687 TIN	43	108	61	641 PAPER AND PAPERBOARD	347	52	31
691 METALLIC STRUCTURES NES	1 056	2 383	1 306	617 SPECIAL YARN, TXTL. FABRIC	146	328	191
692 CONTAINERS, STORAGE, TRNSP	495	631	361	661 LIME, CEMENT, CONSTR. MATRL	251	56	32
693 WIRE PRODUCTS EXCL. ELECT	3 476	2 843	1 617	662 CLAY, REFRCT. CONSTR. MATRL	5 668	511	290
694 NAILS, SCREWS, NUTS, ETC.	1 024	1 805	1 013	679 TUBES, PIPES, ETC. IRON, STL	11 439	1 699	969
695 TOOLS	1 174	4 159	2 333	691 METALLIC STRUCTURES NES	237	90	53
696 CUTLERY	104	534	303	695 TOOLS	4	60	35
697 HOUSEHOLD EQUIPMENT, NES	424	1 399	805	716 ROTATING ELECTRIC PLANT	636	174	95
699 MANUFACTS. BASE METAL, NES	4 238	7 254	4 048	722 TRACTORS	968	2 997	1 791
700 CPL IND PLANT (84/85/87)	22	1 852	1 121	723 CIVIL ENGINEERING EQUIPT	329	109	60
711 STEAM GENER. BOILERS, ETC.	268	939	519	725 PAPER, PULP MILL MACHINES	55	109	58
712 STEAM TURBINES	459	2 592	1 438	726 PRINTNG, BOOKBINDNG MACHS	498	2 443	1 310
713 INTRNL COMBUS PSTN ENGIN	2 150	6 179	3 513	728 OTH. MACH, PTS, SPCL INDUST	41	187	109
714 ENGINES, MOTORS NON-ELECT	584	95 886	54 167	741 HEATING, COOLNG EQUIP, PART			
716 ROTATING ELECTRIC PLANT	523	1 220	694	742 PUMPS FOR LIQUIDS, PARTS	27	468	259
718 OTH. POWR. GENRTNG. MACHNRY	99	473	270	743 PUMPS NES, CENTRIFUGS ETC	11	185	101
721 AGRIC. MACHINES, EX. TRACTR	2 477	1 997	1 149	744 MECHANICAL HANDLNG EQUIP	346	419	228
723 CIVIL ENGINEERING EQUIPT	3 789	3 887	2 168	745 OTH. NONELEC MCH, TOOL, NES	127	500	283
724 TEXTILE, LEATHER MACHINES	2 463	10 162	5 792	747 TAPS, COCKS, VALVES, ETC.	333	908	507
725 PAPER, PULP MILL MACHINES	745	1 749	987	748 TRANSMISSIONS SHAFTS ETC	21	216	123
726 PRINTNG, BOOKBINDNG MACHS	2 372	10 333	5 803	759 PARTS, FOR OFFICE MACHINS	84	4 148	2 512
727 FOOD-PROCESS. MCH. NON DOM	1 714	9 286	1 875	764 TELECOMM. EQUIP. PARTS NES	668	14 287	8 052
728 OTH. MACH, PTS, SPCL INDUST	5 908	18 485	10 444	771 ELECT POWER MACHNY. PARTS	42	337	191
731 METAL REMOVAL WORK TOOLS	605	2 073	1 187	772 ELEC. SWITCH. RELAY. CIRCUIT	47	284	164
733 MACH-TOOLS, METAL-WORKING	456	885	484	776 TRANSISTORS, VALVES, ETC.	3	431	239
735 PARTS, NES, FOR MACH-TOOLS	117	1 119	625	778 ELECTRIC. MACH. APPART. NES	304	595	344
737 METALWORKING MACHNRY NES	417	3 834	2 141	781 PASS. MOTOR VEHCLS. EX. BUS	2 130	8 701	4 997
741 HEATING, COOLNG EQUIP, PART				782 GOODS, SPCL TRANSPORT VEH	155	305	169
742 PUMPS FOR LIQUIDS, PARTS	872	4 277	2 416	784 PARTS, TRACTORS, MOTOR VEH	134	726	422
743 PUMPS NES, CENTRIFUGS ETC	2 175	9 375	5 341	792 AIRCRAFT, ASSOCTD. EQUIPNT	1	569	316
744 MECHANICAL HANDLNG EQUIP	2 398	4 450	2 468	813 LIGHTNG FIXTURES ETC. NES	209	1 051	582
745 OTH. NONELEC MCH, TOOL, NES	3 771	22 541	12 738	821 FURNITURE, CUSHIONS, ETC.	276	629	373
746 BALL OR ROLLER BEARINGS	62	408	231	872 MEDICAL INSTRUMENTS NES		89	50
747 TAPS, COCKS, VALVES, ETC.	796	4 355	2 478	874 MEASURE, CONTROL INSTRMNT	13	258	146
748 TRANSMISSIONS SHAFTS ETC	1 764	4 041	2 293	881 PHOTOGRAPH APPAR. ETC. NES	15	315	173
749 NON-ELECT MACH. PARTS, ETC	707	4 923	2 789	885 WATCHES AND CLOCKS	1	1 472	865
751 OFFICE MACHINES	142	1 689	948	891 ARMS AND AMMUNITION	70	120	68
752 AUTOMATC. DATA PROC. EQUIP	456	12 248	7 035	894 BABY CARRIAGE, TOYS, GAMES	30	49	31
759 PARTS, FOR OFFICE MACHINS	110	3 063	1 746	897 GOLD, SILVERWARE, JEWL NES	21	750	435
761 TELEVISION RECEIVERS ETC	144	395	225				
762 RADIO-BROADCAST RECEIVER	183	1 841	1 046	SINGAPORE			
763 SOUND RECORDER, PHONOGRPH	17	190	108	IMPORTS	1 207 574	1 830 296	1 040 983
764 TELECOMM. EQUIP. PARTS NES	1 912	28 612	16 048	001 LIVE ANIMALS	374	983	565
771 ELECT POWER MACHNY. PARTS	1 840	3 807	2 164	034 FISH, FRESH, CHILLED, FROZN	958	9 253	5 281
772 ELEC. SWITCH. RELAY. CIRCUIT	2 675	19 245	10 900	035 FISH, DRIED, SALTED, SMOKED	15	117	67
773 ELECTR DISTRIB. EQPT NES	780	2 187	1 237	036 CRUSTACEANS, MOLLUSCS ETC	1 057	1 575	857
774 ELECTRO-MEDCL. XRAY EQUIP	149	1 940	1 102	037 FISH ETC. PREPRD, PRSVD. NES	781	544	318
775 DOM. ELEC. NON-ELEC. EQUIPT	848	1 571	900	048 CEREAL PREPARATIONS	543	174	96
776 TRANSISTORS, VALVES, ETC.	7 865	89 459	50 861	057 FRUIT, NUTS EXCL. OIL NUTS	706	148	83
778 ELECTRIC. MACH. APPART. NES	8 665	26 588	15 191	058 FRUIT, PRESERVED, PREPARED	2 112	225	131
781 PASS. MOTOR VEHCLS. EX. BUS	6 558	20 092	11 344	072 COCOA	1 433	409	229
782 GOODS, SPCL TRANSPORT VEH	9 335	12 741	7 390	075 SPICES	1 616	1 259	724
783 ROAD MOTOR VEHICLES NES	289	314	187	081 ANIMAL FEED STUFF	8 342	238	136
784 PARTS, TRACTORS, MOTOR VEH	17 982	34 839	19 802				
786 TRAILERS, SEMI-TRAILER, ETC	12 751	10 153	5 877				
792 AIRCRAFT, ASSOCTD. EQUIPNT	17	2 108	1 157				
793 SHIP, BOAT, FLOAT. STRUCTRS	10	77	43				

7 IMPORTS AND EXPORTS (SPECIAL TRADE) BY COUNTRIES OF PRODUCTION AND CONSUMPTION AND BY GROUPS OF THE SITC-REV. III 1988

GROUP DESCRIPTION	DT = 100 KG	1 000 DM	1 000 \$	GROUP DESCRIPTION	DT = 100 KG	1 000 DM	1 000 \$
098 EDIBLE PROD.PREPRNS,NES	6 232	2 619	1 499	848 CLOTHNG,NONXTL;HEADGEAR	167	119	65
211 HIDES,SKINS(EX.FURS),RAW	375	293	166	851 FOOTWEAR	240	1 118	637
231 NATURAL RUBBER, ETC.	37 601	7 609	4 334	871 OPTICAL INSTRUMENTS,NES	63	3 087	1 733
246 WOOD IN CHIPS, PARTICLES	1 303	58	33	872 MEDICAL INSTRUMENTS NES	10	75	43
247 WOOD ROUGH,ROUGH SQUARED	1 931	183	105	873 METERS,COUNTERS,NES	256	1 979	1 122
248 WOOD, SIMPLY WORKED	515 142	52 948	30 245	874 MEASURE,CONTROL INSTRMNT	273	4 924	2 787
288 NON-FERROUS WASTE,SCRAP	9 717	2 516	1 409	881 PHOTOGRAPH APPAR.ETC.NES	100	1 212	679
289 PREC.METAL DRES,CONCRTS	11	1 457	866	882 PHOTO.CINEMATOGRPH.SUPPL	314	3 396	1 918
291 CRUDE ANIMAL MATERLS,NES	616	729	411	884 OPTICAL GOODS NES	201	3 383	1 908
292 CRUDE VEG.MATERIALS, NES	5 350	5 358	3 064	885 WATCHES AND CLOCKS	1 179	4 367	2 501
334 PETROLEUM PRODUCTS	3 665	58	35	892 PRINTED MATTER	7 595	8 390	4 712
421 FIXED VEG.FAT,OILS, SOFT	128	83	47	893 ARTICLES,NES,OF PLASTICS	8 716	9 832	5 554
422 FIXED VEG.FAT,OILS,OTHER	28 952	2 634	1 502	894 BABY CARRIAGE,TOYS,GAMES	14 883	47 540	26 741
514 NITROGEN-FUNCT.COMPOUNDS	475	278	152	895 OFFICE,STATIONERY SUPPLS	251	897	505
515 ORGANO-INDORGANIC COMPNDS	66	18 942	11 089	896 WORKS OF ART,ANTIQU ETC	5	269	153
516 OTHER ORGANIC CHEMICALS	3 322	1 239	680	897 GOLD,SILVERWARE,JEWEL NES	1	816	462
542 MEDICAMENTS	87	289	164	898 MUSICAL INSTRUMENTS,ETC.	887	9 856	5 677
551 ESSNTL.OIL,PERFUME,FLAVR	31	52	30	899 MISC MANUFCTRD GOODS NES	4 486	7 907	4 465
553 PERFUMERY,COSMETICS,ETC.	141	910	513	961 COIN NONGOLD NONCURRENT	5	308	206
573 POLYMERS,VINYL CHLORIDE	56	84	50	971 GOLD,NONMONTRY EXCL ORES	24	5 467	3 135
574 POLYACETAL,POLYCARBONATE	549	311	170	972		262	142
575 OTH.PLASTIC,PRIMARY FORM	945	500	276				
581 PLASTIC TUBE,PIPE,HOSE	190	281	163				
582 PLASTIC PLATE,SHEETS,ETC	1 105	343	186				
611 LEATHER	5	108	63				
621 MATERIALS OF RUBBER	104	60	36				
625 RUBBER TYRES,TUBES,ETC.	537	273	153				
629 ARTICLES OF RUBBER, NES	792	1 303	736				
634 VENEERS, PLYWOOD, ETC.	40 098	6 233	3 534				
635 WOOD MANUFACTURES, NES	48 916	8 623	4 879				
642 PAPER,PAPERBOARD,CUT ETC	565	370	209				
651 TEXTILE YARN	904	466	272				
658 TEXTILE ARTICLES NES	27	91	49				
659 FLOOR COVERINGS, ETC.	29	73	43				
663 MINERAL MANUFACTURES,NES	51	59	33				
666 POTTERY	186	104	62				
667 PEARLS,PRECIOUS STONES	.	.	.				
677 RAILWAY TRACK IRON,STEEL	196	130	77				
682 COPPER	616	477	260				
684 ALUMINIUM	149	220	126				
687 TIN	11 870	14 405	8 382				
691 METALLIC STRUCTURES NES	4 802	2 353	1 344				
693 WIRE PRODUCTS EXCL.ELECT	51	97	55				
694 NAILS,SCREWS,NUTS,ETC.	27 468	12 311	6 868				
695 TOOLS	568	2 350	1 343				
696 CUTLERY	3 345	15 977	9 088				
697 HOUSEHOLD EQUIPMENT,NES	607	1 224	697				
699 MANUFACTS.BASE METAL,NES	11 352	17 582	9 979				
712 STEAM TURBINES	18	604	341				
713 INTRNL COMBUS PSTN ENGIN	737	3 220	1 832				
714 ENGINES,MOTORS NON-ELECT	55	4 172	2 323				
716 ROTATING ELECTRIC PLANT	8 987	9 921	5 699				
718 OTH.POWR.GENRTNG.MACHNRY	2	71	41				
721 AGRIC.MACHINES,EX.TRACTR	16	144	86				
723 CIVIL ENGINEERING EQUIPT	40	246	135				
724 TEXTILE,LEATHER MACHINES	7 096	18 056	10 881				
725 PAPER,PULP MILL MACHINES	237	187	108				
726 PRINTNG,BOOKBINDNG MACHS	73	97	55				
728 OTH.MACH,PTS,SPCL INDUST	137	621	351				
731 METAL REMOVAL WORK TOOLS	1 807	3 441	1 950				
733 MACH-TOOLS,METAL-WORKING	1 388	1 145	675				
735 PARTS,NES FOR MACH-TOOLS	454	843	474				
737 METALWORKING MACHNRY NES	71	308	176				
741 HEATING,COOLNG EQUIP,PART	2 941	5 570	3 176				
742 PUMPS FOR LIQUIDS,PARTS	78	243	139				
743 PUMPS NES,CENTRIFUGS ETC	28 269	16 627	9 476				
744 MECHANICAL HANDLING EQUIP	653	1 010	582				
745 OTH.NONELEC MCH,TOOL,NES	71	298	170				
746 BALL OR ROLLER BEARINGS	257	2 092	1 194				
747 TAPS,COCKS,VALVES,ETC.	27	145	81				
748 TRANSMISSIONS SHAFTS ETC	1 500	4 690	2 672				
749 NON-ELECT MACH.PARTS,ETC	302	888	511				
751 OFFICE MACHINES	6 333	29 934	16 914				
752 AUTOMATC.DATA PRDC.EQUIP	17 574	341 546	194 162				
759 PARTS,FOR OFFICE MACHINS	9 301	189 481	108 041				
761 TELEVISION RECEIVERS ETC	43 470	119 506	68 243				
762 RADIO-BROADCAST RECEIVER	26 517	89 720	50 868				
763 SOUND RECORDER,PHONOGRPH	6 929	42 486	23 998				
764 TELECOMM.EQUIP.PARTS NES	4 607	42 101	23 786				
771 ELECT POWER MACHNY.PARTS	10 136	27 074	15 651				
772 ELEC.SWITCH.RELAY.CIRCUIT	7 084	89 682	51 021				
773 ELECTR.DISTRIBT.EQPT NES	934	7 742	4 391				
774 ELECTRO-MEDCL,XRAY EQUIP	2	66	39				
775 DOM.ELEC.NON-ELEC.EQUIPT	28 599	43 100	24 319				
776 TRANSISTORS,VALVES,ETC.	3 273	175 055	99 444				
778 ELECTRIC.MACH.APPART.NES	8 455	62 620	35 501				
784 PARTS,TRACTORS,MOTOR VEH	41	100	57				
785 CYCLES,MOTORCYCLES ETC.	2 951	4 590	2 621				
792 AIRCRAFT,ASSOCTD.EQUIPNT	24	1 078	617				
793 SHIP,BOAT,FLOAT,STRUCTRS	95 546	4 002	2 152				
813 LIGHTNG FIXTURES ETC.NES	189	338	185				
821 FURNITURE,CUSHIONS,ETC.	2 131	1 815	1 004				
831 TRUNK,SUIT-CASES,BAG,ETC	449	189	104				
841 MENS,BOYS CLOTHNG,X-KNIT	7 800	25 866	14 671				
842 WOMEN,GIRL CLOTHNG,XKNIT	3 548	12 380	7 107				
843 MENS,BOYS CLOTHNG,KNIT	6 206	19 718	11 379				
844 WOMEN,GIRLS CLOTHNG,KNIT	3 394	10 966	6 267				
845 OTHR.TEXTILE APPAREL,NES	18 173	58 218	33 144				
846 CLOTHING ACCESSRS,FABRIC	82	266	152				
				EXPORTS	3 167 437	2 521 699	1 427 944
				017 MEAT,OFFL.PRPD,PRSD,NES	120	78	45
				022 MILK AND CREAM	107 148	20 125	10 984
				023 BUTTER,OTHER FAT OF MILK	174	71	41
				037 FISH ETC.PRPD,PRSD,NES	57	277	155
				048 CERERAL PREPARATIONS	1 859	683	385
				054 VEGETABLES	70	69	38
				056 VEGETABLES,PRPD,PRSD,NES	717	272	153
				057 FRUIT,NUTS EXCL.OIL NUTS	28	87	51
				058 FRUIT,PRESERVED,PREPARED	414	171	98
				059 FRUIT,VEGETABLE JUICES	592	64	37
				061 SUGARS,MOLASSES,HONEY	53 078	2 862	1 602
				062 SUGAR CONFECTIONERY	998	458	249
				071 COFFEE,COFFEE SUBSTITUTE	392	647	376
				072 COCOA	1 403	339	190
				073 CHOCOLATE,OTH.COCOA PREP	1 475	1 188	677
				075 SPICES	433	506	285
				081 ANIMAL FEED STUFF	3 702	858	484
				081 MARGARINE AND SHORTENING	231	60	34
				088 EDIBLE PROD.PREPRNS,NES	1 898	1 387	800
				111 NON-ALCOHOL.BEVERAGE,NES	1 827	1 253	140
				112 ALCOHOLIC BEVERAGES	6 664	1 824	1 041
				122 TOBACCO,MANUFACTURED	257	509	291
				232 SYNTHETIC RUBBER, ETC.	2 952	878	501
				247 WOOD ROUGH,ROUGH SQUARED	2 009	182	102
				248 WOOD, SIMPLY WORKED	422	61	35
				251 PULP AND WASTE PAPER	7 156	104	60
				268 WOOL, OTHER ANIMAL HAIR	195	291	176
				273 STONE, SAND AND GRAVEL	20 797	325	185
				278 OTHER CRUDE MINERALS	438 947	8 046	4 574
				291 CRUDE ANIMAL MATERLS,NES	267	328	185
				292 CRUDE VEG.MATERIALS, NES	325	339	190
				334 PETROLEUM PRODUCTS	54 242	5 022	2 897
				335 RESIDUAL PETROL.PRODUCTS	1 879	250	144
				421 FIXED VEG.FAT,OILS, SOFT	10 194	831	488
				431 ANIMAL,VEG.FATS,OILS,NES	3 963	639	365
				511 HYDROCARBONS,NES,DERIVTS	44 148	6 205	3 459
				512 ALCOHOL,PHENOL,ETC.DERIV	38 591	9 298	5 090
				513 CARBOXYLIC ACIDS,DERIVTS	89 240	12 348	7 068
				514 NITROGEN-FUNCT.COMPOUNDS	59 868	23 028	13 111
				515 ORGANO-INDORGANIC COMPNDS	9 798	5 799	3 233
				516 OTHER ORGANIC CHEMICALS	10 439	3 283	1 874
				522 INORGANIC CHEM.ELEMENTS	41 502	8 508	4 841
				523 METAL.SALTS,INDRGAN.ACID	69 223	6 050	3 412
				524 OTHER CHEMICAL COMPOUNDS	3 274	4 368	2 482
				525 RADIO-ACTIVE MATERIALS	33	89	50
				531 SYNTH.COLOURS,LAKES,ETC.	6 450	13 722	7 803
				532 DYEING,TANNING MATERIALS	804	150	86
				533 PIGMENTS,PAINTS,ETC.	33 162	14 142	8 039
				541 MEDICINES,ETC.EXC.GRPS42	1 601	7 567	4 303
				542 MEDICAMENTS	1 490	8 200	4 655
				551 ESSNTL.OIL,PERFUME,FLAVR	975	1 759	993
				553 PERFUMERY,COSMETICS,ETC.	4 244	6 749	3 830
				554 SOAP,CLEANERS,POLISH,ETC	15 362	6 112	3 459
				562 FERTILIZER,EXCEPT GRP272	308 338	10 182	5 683
				571 POLYMERS OF ETHYLENE	9 486	2 269	1 264
				572 POLYMERS OF STYRENE	99 535	30 145	17 029

7 IMPORTS AND EXPORTS (SPECIAL TRADE) BY COUNTRIES OF PRODUCTION AND CONSUMPTION AND BY GROUPS OF THE SITC-REV. III 1988

GROUP DESCRIPTION	DT = 100 KG	1 000 DM	1 000 \$	GROUP DESCRIPTION	DT = 100 KG	1 000 DM	1 000 \$
635 WOOD MANUFACTURES, NES	1 428	579	325	842 WOMEN, GIRL CLOTHING, XKNIT	3	841	481
641 PAPER AND PAPERBOARD	96 910	18 843	10 654	843 MENS, BOYS CLOTHING, KNIT	2	86	50
642 PAPER, PAPERBOARD, CUT ETC	10 831	6 691	3 763	844 WOMEN, GIRLS CLOTHING, KNIT	2	98	54
651 TEXTILE YARN	1 492	1 934	1 098	845 OTHR. TEXTILE APPAREL, NES	21	471	263
652 COTTON FABRICS, WOVEN	1 475	4 851	2 735	846 CLOTHING ACCESSRS, FABRIC	60	579	323
653 FABRICS, MAN-MADE FIBRES	1 687	5 729	3 268	848 CLOTHING, NONTXL; HEADGEAR	70	774	428
654 OTH. TEXTILE FABRIC, WOVEN	99	637	370	851 FOOTWEAR	612	3 367	1 921
655 KNIT, CROCHET, FABRIC NES	232	494	271	871 OPTICAL INSTRUMENTS, NES	122	3 385	1 918
656 TULLE, LACE, EMBROIDRY, ETC	159	375	214	872 MEDICAL INSTRUMENTS NES	462	11 201	6 211
657 SPECIAL YARN, TXL, FABRIC	2 041	4 259	2 404	873 METERS, COUNTERS, NES	531	2 865	1 632
658 TEXTILE ARTICLES NES	1 004	4 249	2 405	874 MEASURE, CONTROL INSTRMNT	2 812	63 791	36 293
659 FLOOR COVERINGS, ETC.	1 039	1 261	693	881 PHOTOGRAPH APPAR. ETC. NES	1 773	14 655	8 271
661 LIME, CEMENT, CONSTR. MATRL	1 805	279	150	882 PHOTO. CINEMATOGRPH. SUPPL	2 645	3 322	1 877
662 CLAY, REFRACT. CONSTR. MATRL	117 520	11 099	6 325	884 OPTICAL GOODS NES	122	8 085	4 587
663 MINERAL MANUFACTURES, NES	8 396	10 924	6 210	885 WATCHES AND CLOCKS	525	16 688	9 384
664 GLASS	13 362	4 470	2 517	891 ARMS AND AMMUNITION	154	611	351
665 GLASSWARE	3 407	4 860	2 710	892 PRINTED MATTER	2 482	5 005	2 847
666 POTTERY	314	1 146	643	893 ARTICLES, NES, OF PLASTICS	9 843	13 551	7 648
667 PEARLS, PRECIOUS STONES	.	.	.	894 BABY CARRIAGE, TOYS, GAMES	1 241	2 666	1 474
671 PIG IRON, SPIEGELEISN, ETC	408	71	40	895 OFFICE, STATIONERY SUPPLS	2 143	10 532	5 908
672 INGOTS ETC. IRON OR STEEL	8 222	510	298	896 WORKS OF ART, ANTIQUE ETC	3	261	152
673 FLAT-ROLLED IRON ETC.	22 170	3 926	2 197	897 GOLD, SILVERWARE, JEWEL NES	31	7 623	4 326
674 FLAT-ROLLED PLATED IRON	14 357	3 010	1 704	898 MUSICAL INSTRUMENTS, ETC.	1 129	9 644	5 596
675 FLAT-ROLLED, ALLOY STEEL	21 027	6 659	3 804	899 MISC MANUFCTRD GOODS NES	1 499	7 376	4 138
676 IRON, STL. BAR, SHAPES ETC.	29 467	5 225	2 943	971 GOLD, NONMONTRY EXCL ORES	10	28 675	16 045
677 RAILWAY TRACK IRON, STEEL	2 037	1 056	602				
678 WIRE OF IRON OR STEEL	3 794	947	530	PHILIPPINES			
679 TUBES, PIPES, ETC. IRON, STL	159 167	28 928	16 494	IMPORTS	4 996 053	886 367	503 699
681 SILVER, PLATINUM, ETC.	779	28 631	16 559	001 LIVE ANIMALS	40	989	568
682 COPPER	19 616	18 285	10 370	034 FISH, FRESH, CHILLED, FROZN	102	838	479
683 NICKEL	34	228	125	036 CRUSTACEANS, MOLLUSCS ETC	288	771	449
684 ALUMINIUM	21 242	17 147	9 851	037 FISH ETC. PREPD, PRSVD. NES	85 789	38 310	21 658
686 ZINC	380	143	78	054 VEGETABLES	24 010	762	456
687 TIN	71	169	94	057 FRUIT, NUTS EXCL. OIL NUTS	67 218	9 285	5 204
689 MISC. NON-FERR. BASE METAL	51	380	211	058 FRUIT, PRESERVED, PREPARED	137 816	20 908	12 098
691 METALLIC STRUCTURES NES	11 519	13 978	7 862	059 FRUIT, VEGETABLE JUICES	3 410	510	299
692 CONTAINERS, STORAGE, TRNSP	666	453	249	062 SUGAR CONFECTIONERY	586	145	85
693 WIRE PRODUCTS EXCL. ELECT	1 611	1 398	779	071 COFFEE, COFFEE SUBSTITUTE	1 591	483	280
694 NAILS, SCREWS, NUTS, ETC.	2 808	6 911	3 903	072 COCOA	4 174	1 654	956
695 TOOLS	5 952	32 823	18 575	081 ANIMAL FEED STUFF	2 508 592	64 615	37 064
696 CUTLERY	227	2 044	1 145	098 EDIBLE PRD. PREPRTNS, NES	247	96	55
697 HOUSEHOLD EQUIPMENT, NES	2 740	4 841	2 699	121 TOBACCO, UNMANUFACTURED	35 664	13 373	7 596
699 MANUFACT. BASE METAL, NES	26 529	36 961	21 020	122 TOBACCO, MANUFACTURED	36	88	51
711 STEAM GENER. BOILERS, ETC.	3 213	2 705	1 571	223 OILSEED(OTH. FIX. VEG. OIL)	61 289	3 593	2 126
712 STEAM TURBINES	269	1 209	679	231 NATURAL RUBBER, ETC.	924	152	86
713 INTRNL COMBUS PSTN ENGIN	19 083	155 799	88 215	248 WOOD, SIMPLY WORKED	20 808	1 927	1 086
714 ENGINES, MOTORS NON-ELECT	89	10 573	6 111	251 PULP AND WASTE PAPER	25 317	8 154	4 594
716 ROTATING ELECTRIC PLANT	5 032	25 280	14 262	265 VEGETABLE TEXTILE FIBRES	3 596	706	396
718 OTH. POWR. GENRTRNG. MACHNRY	895	5 788	3 269	287 ORE, CONCENTR. BASE METALS	177 367	3 068	1 759
721 AGRIC. MACHINES, EX. TRACTR	225	711	396	289 PREC. METAL DRES, CONCTRSTS		478	269
722 TRACTORS	450	637	380	291 CRUDE ANIMAL MATERLS. NES	1 865	457	257
723 CIVIL ENGINEERING EQUIPT	4 718	9 404	5 306	292 CRUDE VEG. MATERIALS, NES	3 402	2 445	1 379
724 TEXTILE, LEATHER MACHINES	3 357	18 340	10 395	422 FIXED VEG. FAT, OILS, OTHER	1 351 018	115 061	65 704
725 PAPER, PULP MILL MACHINES	1 504	4 874	2 765	431 ANIMAL, VEG. FATS, OILS, NES	66 600	8 282	4 612
726 PRINTNG, BOOKBINDNG MACHS	5 598	27 583	15 505	512 ALCOHOL, PHENOL, ETC. DERIV	84 536	13 370	7 442
727 FOOD-PROCESS. MCH. NON DOM	1 334	3 760	2 085	513 CARBOXYLIC ACIDS, DERIVTS	971	241	143
728 OTH. MACH. PTS, SPCL INDUST	16 342	56 577	31 908	522 INORGANIC CHEM. ELEMENTS	289	1 112	634
731 METAL REMOVAL WORK TOOLS	2 594	9 762	5 456	582 PLASTIC PLATE, SHEETS, ETC	2 199	615	348
733 MACH-TOOLS, METAL-WORKING	1 359	4 380	2 478	598 MISC. CHEMICAL PRDTS. NES	1 956	367	203
735 PARTS, NES, FOR MACH-TOOLS	876	7 608	4 305	611 LEATHER	76	1 087	595
737 METALWORKING MACHNRY NES	615	5 036	2 891	634 VENEERS, PLYWOOD, ETC.	49 279	5 700	3 294
741 HEATING, COOLNG EQUIP, PART	.	.	.	635 WOOD MANUFACTURES, NES	3 504	3 799	2 145
742 PUMPS FOR LIQUIDS, PARTS	2 589	19 312	10 944	642 PAPER, PAPERBOARD, CUT ETC	251	216	121
743 PUMPS NES, CENTRIFUGS ETC	8 889	44 242	25 067	652 COTTON FABRICS, WOVEN	1 081	934	544
744 MECHANICAL HANDLING EQUIP	16 995	25 907	14 446	653 FABRICS, MAN-MADE FIBRES	89	279	149
745 OTH. NONELEC MCH, TOOL, NES	5 176	24 057	13 445	656 TULLE, LACE, EMBROIDRY, ETC	9	118	68
746 BALL OR ROLLER BEARINGS	33 123	69 537	39 583	657 SPECIAL YARN, TXL, FABRIC	2 583	501	279
747 TAPS, COCKS, VALVES, ETC.	3 945	16 821	9 558	658 TEXTILE ARTICLES NES	3 966	15 791	8 862
748 TRANSMISSIONS SHAFTS ETC	14 649	40 153	22 660	659 FLOOR COVERINGS, ETC.	90	254	144
749 NON-ELECT MACH. PARTS, ETC	3 070	14 644	8 262	666 POTTERY	3 021	2 019	1 153
751 OFFICE MACHINES	1 026	5 623	3 181	667 PEARLS, PRECIOUS STONES	.	.	.
752 AUTOMATC. DATA PROC. EQUIP	620	11 366	6 465	687 TIN	101	117	69
759 PARTS, FOR OFFICE MACHINS	5 199	41 175	23 076	696 CUTLERY	80	112	63
761 TELEVISION RECEIVERS ETC	2 656	8 228	4 658	697 HOUSEHOLD EQUIPMENT, NES	53	233	133
762 RADIO-BROADCAST RECEIVER	392	5 733	3 266	699 MANUFACT. BASE METAL, NES	5	86	51
763 SOUND RECORDER, PHONOGRPH	57	1 434	819	714 ENGINES, MOTORS NON-ELECT	398	51 266	29 162
764 TELECOMM. EQUIP. PARTS NES	5 038	40 936	23 268	724 TEXTILE, LEATHER MACHINES	53	56	31
771 ELECT POWER MACHNY. PARTS	7 038	32 359	18 427	728 OTH. MACH. PTS, SPCL INDUST	66	670	389
772 ELEC. SWITCH. RELAY. CIRCUIT	15 797	111 535	63 243	743 PUMPS NES, CENTRIFUGS ETC	12	132	74
773 ELECTR. DISTRIBUT. EQPT NES	7 858	16 085	9 042	747 TAPS, COCKS, VALVES, ETC.	8	88	49
774 ELECTRO-MEDCL. XRAY EQUIP	250	4 266	2 466	752 AUTOMATC. DATA PROC. EQUIP	1	84	46
775 DOM. ELEC. NON-ELEC. EQUIP	3 171	7 232	4 089	759 PARTS, FOR OFFICE MACHINS	21	79	44
776 TRANSISTORS, VALVES, ETC.	5 040	282 294	160 138	761 TELEVISION RECEIVERS ETC	44	169	98
778 ELECTRIC. MACH. APPART. NES	14 217	68 221	38 663	762 RADIO-BROADCAST RECEIVER	176	355	204
781 PASS. MOTOR VEHCLS. EX. BUS	31 608	90 376	51 586	763 SOUND RECORDER, PHONOGRPH	303	931	538
782 GOODS, SPCL TRANSPORT VEH	19 713	26 893	15 707	764 TELECOMM. EQUIP. PARTS NES	2 446	2 924	1 663
783 ROAD MOTOR VEHICLES NES	161	337	191	771 ELECT POWER MACHNY. PARTS	7	146	84
784 PARTS, TRACTORS, MOTOR VEH	38 011	79 819	45 193	772 ELEC. SWITCH. RELAY. CIRCUIT	54	292	168
785 CYCLES, MOTORCYCLES ETC.	227	237	134	774 ELECTRO-MEDCL. XRAY EQUIP	3	132	73
786 TRAILERS, SEMI-TRAILR, ETC	25 807	11 503	6 488	776 TRANSISTORS, VALVES, ETC.	3 928	166 648	94 899
791 RAILWAY VEHICLES, EQUIPNT	522	1 141	652	778 ELECTRIC. MACH. APPART. NES	835	994	564
792 AIRCRAFT, ASSOCTD. EQUIPNT	14	2 825	1 622	784 PARTS, TRACTORS, MOTOR VEH	41	68	40
793 SHIP, BOAT, FLOAT. STRUCTRS	188 833	29 864	16 490	782 AIRCRAFT, ASSOCTD. EQUIPNT	3	135	80
811 PREFABRICATED BUILDINGS	99	60	36	793 SHIP, BOAT, FLOAT. STRUCTRS	137 587	3 098	1 771
812 PLUMBNG, SANITRY, EQPT. ETC	1 004	792	455	813 LIGHTNG FIXTURES ETC. NES	5 311	9 800	5 517
813 LIGHTNG FIXTURES ETC. NES	2 118	7 583	4 275	821 FURNITURE, CUSHIONS, ETC.	11 125	9 813	5 542
821 FURNITURE, CUSHIONS, ETC.	8 034	8 587	4 855	831 TRUNK, SUIT-CASES, BAG, ETC	344	1 106	634
831 TRUNK, SUIT-CASES, BAG, ETC	321	7 429	4 217				
841 MENS, BOYS CLOTHING, X-KNIT	12	599	340				

7 IMPORTS AND EXPORTS (SPECIAL TRADE) BY COUNTRIES OF PRODUCTION AND CONSUMPTION AND BY GROUPS OF THE SITC-REV. III 1988

GROUP DESCRIPTION	DT = 100 KG	1 000 DM	1 000 \$	GROUP DESCRIPTION	DT = 100 KG	1 000 DM	1 000 \$
841 MENS,BOYS CLOTHNG,X-KNIT	10 726	28 639	16 225	673 FLAT-ROLLED IRON ETC.	733	265	148
842 WOMEN,GIRL CLOTHNG,XKNIT	11 187	41 358	23 666	674 FLAT-ROLLED PLATED IRON	1 402	170	93
843 MENS,BOYS CLOTHING,KNIT	10 278	24 847	14 260	675 FLAT-ROLLED, ALLOY STEEL	1 962	683	386
844 WOMEN,GIRLS CLOTHNG,KNIT	7 793	17 519	10 068	676 IRON, STL. BAR, SHAPES ETC.	1 926	606	341
845 OTHR. TEXTILE APPAREL, NES	26 994	75 300	42 569	679 TUBES, PIPES, ETC. IRON, STL	7 731	1 625	915
846 CLOTHING ACCESSRS, FABRIC	1 623	7 239	4 017	681 SILVER, PLATINUM, ETC.	7	183	102
848 CLOTHNG, NONTXLT; HEADGEAR	633	7 367	4 125	682 COPPER	455	579	341
851 FOOTWEAR	3 309	7 611	4 290	683 NICKEL	52	140	77
874 MEASURE, CONTROL INSTRMNT	167	1 962	1 156	684 ALUMINIUM	4 160	2 885	1 656
884 OPTICAL GOODS NES	30	567	321	686 ZINC	287	106	58
885 WATCHES AND CLOCKS	72	1 996	1 120	689 MISC. NON-FERR. BASE METAL	60	65	36
892 PRINTED MATTER	117	606	332	691 METALLIC STRUCTURES NES	1 577	705	418
893 ARTICLES, NES, OF PLASTICS	1 002	604	334	692 CONTAINERS, STRAGE, TRNSP	43	62	35
894 BABY CARRIAGE, TOYS, GAMES	2 030	5 001	2 864	693 WIRE PRODUCTS EXCL. ELECT	256	443	250
896 WORKS OF ART, ANTIQUE ETC	27	82	47	694 NAILS, SCREWS, NUTS, ETC.	73	160	91
897 GOLD, SILVERWARE, JEWEL NES	493	2 930	1 682	695 TOOLS	1 976	3 931	2 231
898 MUSICAL INSTRUMENTS, ETC.	187	1 608	913	696 CUTLERY	39	250	140
899 MISC MANUFCTRD GOODS NES	17 452	23 349	13 240	697 HOUSEHOLD EQUIPMENT, NES	184	378	214
971 GOLD, NONMONTRY EXCL DRES	1	209	122	699 MANUFACTS. BASE METAL, NES	4 611	5 082	2 866
EXPORTS	868 836	681 928	385 141	711 STEAM GENER. BOILERS, ETC.	2 943	3 129	1 725
001 LIVE ANIMALS	34	494	278	712 STEAM TURBINES	48	1 825	1 089
011 BOVINE MEAT	9 829	2 041	1 139	713 INTRNL COMBUS PSTN ENGIN	570	1 610	910
012 OTHER MEAT, MEAT OFFAL	3 006	446	241	714 ENGINES, MOTORS NON-ELECT	828	134 986	75 442
022 MILK AND CREAM	56 695	12 263	6 804	716 ROTATING ELECTRIC PLANT	823	2 585	1 501
023 BUTTER, OTHER FAT OF MILK	3 200	738	393	718 OTH. POWR. GENRTRNG. MACHNRY	58	367	207
024 CHEESE AND CURD	545	180	104	721 AGRIC. MACHINES, EX. TRACTR	41	193	108
037 FISH ETC. PREPD, PRSVD. NES	5	172	97	722 TRACTORS	281	873	514
054 VEGETABLES	280	195	110	723 CIVIL ENGINEERING EQUIPT	1 990	1 408	796
056 VEGTABLES, PRPD, PRSVD, NES	460	128	73	724 TEXTILE, LEATHER MACHINES	11 147	39 018	22 174
061 SUGARS, MOLASSES, HONEY	108 808	4 010	2 289	725 PAPER, PULP MILL MACHINES	1 051	2 748	1 541
072 COCOA	1 200	372	210	726 PRINTNG, BOOKBINDNG MACHS	1 516	4 723	2 632
081 ANIMAL FEED STUFF	2 583	816	462	727 FOOD-PROCESS. MCH. NON DDM	572	2 797	1 553
098 EDIBLE PROD. PREPRTNS, NES	1 904	991	559	728 OTH. MACH. PTS, SPLCL INDUSTR	3 982	15 488	8 875
112 ALCOHOLIC BEVERAGES	1 501	463	263	731 METAL REMOVAL WORK TOOLS	151	415	237
232 SYNTHETIC RUBBER, ETC.	5 539	1 870	1 058	733 MACH-TOOLS, METAL-WORKING	893	678	388
248 WOOD, SIMPLY WORKED	2 787	395	225	735 PARTS, NES, FOR MACH-TOOLS	33	602	340
251 PULP AND WASTE PAPER	1 040	170	98	737 METALWORKING MACHNRY NES	911	930	523
273 STONE, SAND AND GRAVEL	54 394	1 081	605	741 HEATING, COOLING EQUIP, PART	*	*	*
278 OTHER CRUDE MINERALS	97 564	1 560	882	742 PUMPS FOR LIQUIDS, PARTS	539	3 232	1 810
291 CRUDE ANIMAL MATERIALS. NES	30	62	34	743 PUMPS NES, CENTRIFUGS ETC	675	3 215	1 839
292 CRUDE VEG. MATERIALS, NES	547	2 746	1 507	744 MECHANICAL HANDLING EQUIP	1 304	2 422	1 365
334 PETROLEUM PRODUCTS	9 664	1 028	574	745 OTH. NONELEC MCH, TOOL, NES	4 498	20 905	11 653
335 RESIDUAL PETROL. PRODUCTS	630	135	77	746 BALL OR ROLLER BEARINGS	90	341	191
422 FIXED VEG. FAT, OILS, OTHER	900	110	62	747 TAPS, COCKS, VALVES, ETC.	204	1 168	652
431 ANIMAL, VEG. FATS, OILS, NES	1 531	311	172	748 TRANSMISSIONS SHAFTS ETC	695	1 919	1 066
511 HYDROCARBONS, NES, DERIVTS	5 796	1 002	558	749 NON-ELECT MACH. PARTS, ETC	539	2 546	1 429
512 ALCOHOL, PHENOL, ETC. DERIV	4 132	884	496	751 OFFICE MACHINES	66	432	246
519 CARBOXYLIC ACIDS, DERIVTS	21 340	4 118	2 328	752 AUTOMATC. DATA PROC. EQUIP	160	2 902	1 610
514 NITROGEN-FUNCT. COMPOUNDS	10 375	5 408	3 071	759 PARTS, FOR OFFICE MACHINS	22	644	352
515 ORGANIC-INORGANIC COMPNDS	5 288	9 488	5 329	761 TELEVISION RECEIVERS ETC	3	74	42
516 OTHER ORGANIC CHEMICALS	2 986	3 772	2 147	764 TELECOMM. EQUIP. PARTS NES	2 383	35 588	20 201
522 INORGANIC CHEM. ELEMENTS	30 808	5 315	3 003	771 ELECT POWER MACHNRY. PARTS	2 272	1 973	1 120
523 METAL. SALTS, INORGAN. ACID	87 057	12 364	7 130	772 ELEC. SWITCH. RELAY. CIRCUIT	352	4 320	2 443
524 OTHER CHEMICAL COMPOUNDS	786	204	111	773 ELECTR. DISTRIB. EQPT NES	682	4 651	2 597
531 SYNTH. COLOURS, LAKES, ETC.	6 099	13 268	7 634	774 ELECTRO-MEDCL. XRAY EQUIP	33	415	236
532 DYEING, TANNING MATERIALS	5 656	967	542	775 DOM. ELEC. NON-ELEC. EQUIPT	635	716	408
533 PIGMENTS, PAINTS, ETC.	12 041	6 241	3 550	776 TRANSISTORS, VALVES, ETC.	1 983	92 140	52 298
541 MEDICINES, ETC. EXC. GRP542	4 000	13 237	7 512	778 ELECTRIC. MACH. APPART. NES	12 791	8 796	4 969
542 MEDICAMENTS	4 016	16 592	9 452	781 PASS. MOTOR VEHCLS. EX. BUS	3 561	11 205	6 378
551 ESSENTL. OIL, PERFUME, FLAVR	2 245	4 197	2 370	782 GOODS, SPLCL TRANSPORT VEH	1 319	1 509	807
553 PERFUMERY, COSMETICS, ETC.	44	228	131	783 ROAD MOTOR VEHICLES NES	768	917	513
554 SOAP, CLEANERS, POLISH, ETC	12 079	2 663	1 508	784 PARTS, TRACTORS, MOTOR VEH	2 228	7 116	3 996
562 FERTILIZER, EXCEPT GRP272	7 931	4 446	2 44	786 TRAILERS, SEMI-TRAILR. ETC	251	116	63
571 POLYMERS OF ETHYLENE	12 595	2 301	1 329	791 RAILWAY VEHICLES. EQUIPNT	84	390	220
572 POLYMERS OF STYRENE	3 192	825	463	792 AIRCRAFT, ASSOCTD. EQUIPNT	1	990	220
573 POLYMERS, VINYL CHLORIDE	14 714	3 004	1 701	812 PLUMBNG, SANITRY, EQPT. ETC	169	205	116
574 POLYACETAL, POLYCARBONATE	3 799	1 426	813	813 LIGHTING FIXTURES ETC. NES	99	485	274
575 OTH. PLASTIC, PRIMARY FORM	31 312	9 169	5 222	821 FURNITURE, CUSHIONS, ETC.	967	2 373	1 354
579 PLASTIC WASTE, SCRAP ETC	15 222	453	258	831 TRUNK, SUIT-CASES, BAG, ETC	5	302	174
581 PLASTIC TUBE, PIPE, HOSE	213	374	203	846 CLOTHING ACCESSRS, FABRIC	107	107	59
582 PLASTIC PLATE, SHEETS, ETC	1 543	1 939	1 108	848 CLOTHNG, NONTXLT; HEADGEAR	36	150	81
583 MONOFILAMENT OF PLASTICS	182	204	115	851 FOOTWEAR	31	70	40
591 INSECTICIDES, ETC.	5 038	7 826	4 422	871 OPTICAL INSTRUMENTS, NES	4	239	136
592 STARCHES, INULIN, ETC.	2 923	777	433	872 MEDICAL INSTRUMENTS NES	69	1 016	577
597 PREPRD ADDITIVES, LIQUIDS	5 050	1 511	852	873 METERS, COUNTERS, NES	34	153	87
598 MISC. CHEMICAL PRODT. NES	25 943	9 519	5 411	874 MEASURE, CONTROL INSTRMNT	744	12 281	7 002
611 LEATHER	155	1 784	1 034	881 PHOTOGRAPH APPAR. ETC. NES	90	654	373
612 MANUFACT. LEATHER ETC. NES	17	70	41	882 PHOTO. CINEMATOGRPH. SUPPL	6 042	7 248	4 121
613 FURSKINS, TANNED, DRESSED	19	575	313	884 OPTICAL GOODS NES	102	102	55
621 MATERIALS OF RUBBER	358	798	453	885 WATCHES AND CLOCKS	8	180	100
629 ARTICLES OF RUBBER, NES	353	853	476	891 ARMS AND AMMUNITION	14	594	343
634 VENEERS, PLYWOOD, ETC.	415	61	33	892 PRINTED MATTER	267	576	318
641 PAPER AND PAPERBOARD	27 035	4 297	2 378	893 ARTICLES, NES, OF PLASTICS	1 630	2 075	1 176
642 PAPER, PAPERBOARD, CUT ETC	5 745	877	488	894 BABY CARRIAGE, TOYS, GAMES	91	123	71
651 TEXTILE YARN	869	2 422	1 382	895 OFFICE, STATIONERY SUPPLS	993	3 367	1 892
652 COTTON FABRICS, WOVEN	166	539	307	897 GOLD, SILVERWARE, JEWEL NES	1	819	462
653 FABRICS, MAN-MADE FIBRES	433	1 373	788	898 MUSICAL INSTRUMENTS, ETC.	8	113	67
655 KNIT. CROCHET. FABRIC NES	439	1 873	1 064	899 MISC MANUFCTRD GOODS NES	459	1 272	715
656 TULLE, LACE, EMBROIDRY. ETC	110	872	497	971 GOLD, NONMONTRY EXCL DRES	1	594	306
657 SPECIAL YARN, TXTL. FABRIC	448	1 482	851	MONGOLIA			
658 TEXTILE ARTICLES NES	65	799	447	IMPORTS	2 287	2 068	1 157
662 CLAY, REFRACT. CONSTR. MATRL	7 561	1 377	766	268 WOOL, OTHER ANIMAL HAIR	1 655	611	346
663 MINERAL MANUFACTURES, NES	2 450	1 838	1 029	291 CRUDE ANIMAL MATERIALS. NES	514	945	517
664 GLASS	1 276	470	263	659 FLOOR COVERINGS, ETC.	18	60	32
665 GLASSWARE	491	515	283	848 CLOTHNG, NONTXLT; HEADGEAR	48	366	214
666 POTTERY	430	948	532				
671 PIG IRON, SPIEGELEISN, ETC	1 700	458	256				

7 IMPORTS AND EXPORTS (SPECIAL TRADE) BY COUNTRIES OF PRODUCTION AND CONSUMPTION AND BY GROUPS OF THE SITC-REV. III 1988

GROUP DESCRIPTION	DT = 100 KG	1 000 DM	1 000 \$	GROUP DESCRIPTION	DT = 100 KG	1 000 DM	1 000 \$
<b>EXPORTS</b>							
022 MILK AND CREAM	37 325	19 248	11 000	553 PERFUMERY, COSMETICS, ETC.	1 680	2 410	1 365
122 TOBACCO, MANUFACTURED	2 963	1 026	585	554 SOAP, CLEANERS, POLISH, ETC	316	134	76
232 SYNTHETIC RUBBER, ETC.	.	.	.	571 POLYMERS OF ETHYLENE	572	388	216
421 FIXED VEG. FAT, OILS, SOFT	300	101	60	572 POLYMERS OF STYRENE	390	116	68
532 DYEING, TANNING MATERIALS	15 279	2 288	1 266	573 POLYMERS, VINYL CHLORIDE	695	1 185	679
542 MEDICAMENTS	368	111	66	574 POLYACETAL, POLYCARBONATE	373	166	99
554 SOAP, CLEANERS, POLISH, ETC	6	101	60	575 OTH. PLASTIC, PRIMARY FORM	.	.	.
575 OTH. PLASTIC, PRIMARY FORM	1 203	297	177	579 PLASTIC WASTE, SCRAP ETC	177	103	62
591 INSECTICIDES, ETC.	6 214	1 444	857	581 PLASTIC TUBE, PIPE, HOSE	58	66	37
598 MISC. CHEMICAL PRODS. NES	61	145	83	582 PLASTIC PLATE, SHEETS, ETC	974	501	279
621 MATERIALS OF RUBBER	184	93	54	591 INSECTICIDES, ETC.	1 201	924	519
657 SPECIAL YARN, TXTL. FABRIC	161	85	45	592 STARCHES, INULIN, ETC.	12 404	2 573	1 471
653 MINERAL MANUFACTURES, NES	5	56	34	593 EXPLOSIVES, PYROTECHNICS	70 802	30 104	16 666
695 TOOLS	80	98	60	598 MISC. CHEMICAL PRODS. NES	221 353	24 243	13 717
699 MANUFACT. BASE METAL, NES	13	102	59	611 LEATHER	45	177	101
700 CPL IND PLANT (84/85/87)	31	92	49	612 MANUFAC. LEATHER ETC. NES	1 230	529	298
721 AGRIC. MACHINES, EX. TRACTR	8 963	8 425	4 799	613 FURSKINS, TANNED, DRESSED	1 533	5 494	3 143
724 TEXTILE, LEATHER MACHINES	65	321	191	621 MATERIALS OF RUBBER	657	4 584	2 640
726 PRINTNG, BOOKBINDNG MACHS	289	1 778	1 038	625 RUBBER TYRES, TUBES, ETC.	888	372	214
728 OTH. MACH. PTS, SPCL INDUST	7	106	61	629 ARTICLES OF RUBBER, NES	3 215	1 707	951
737 METALWORKING MACHNRY NES	7	111	62	633 CORK MANUFACTURES	701	787	442
741 HEATNG, COOLNG EQUIP, PART	15	140	76	634 VENEERS, PLYWOOD, ETC.	4 807	426	244
743 PUMPS NES, CENTRIFUGS ETC	.	.	.	635 WOOD MANUFACTURES, NES	22 040	14 967	8 370
745 OTH. NONELEC MCH, TOOL, NES	4	63	37	641 PAPER AND PAPERBOARD	1 035	667	383
748 TRANSMISSIONS SHAFTS ETC	28	456	248	642 PAPER, PAPERBOARD, CUT ETC	19 395	7 830	4 388
871 OPTICAL INSTRUMENTS, NES	2	61	35	651 TEXTILE YARN	23 424	19 638	11 183
872 MEDICAL INSTRUMENTS NES	2	109	65	652 COTTON FABRICS, WOVEN	39 877	30 849	17 679
893 ARTICLES, NES, OF PLASTICS	3	93	55	653 FABRICS, MAN-MADE FIBRES	34 244	29 254	16 633
899 MISC MANUFCTRD GOODS NES	8	151	87	654 OTH. TEXTILE FABRIC, WOVEN	8 525	72 107	41 832
	96	462	269	655 KNIT. CROCHET. FABRIC NES	359	1 621	914
				656 TULLE, LACE, EMBROIDRY. ETC	843	2 841	1 609
				657 SPECIAL YARN, TXTL. FABRIC	1 459	2 788	1 629
<b>CHINA</b>							
<b>IMPORTS</b>							
001 LIVE ANIMALS	11 604 883	4 343 385	2 462 289	658 TEXTILE ARTICLES NES	143 707	122 546	69 920
012 OTHER MEAT, MEAT OFFAL	26	569	323	659 FLOOR COVERINGS, ETC.	36 320	108 198	61 614
025 EGGS, BIRDS, YOLKS, ALBUMIN	8 214	2 879	1 630	661 LIME, CEMENT, CONSTR. MATRL	11 709	813	455
034 FISH, FRESH, CHILLED, FROZN	356	263	148	663 MINERAL MANUFACTURES, NES	3 759	1 388	794
036 CRUSTACEANS, MOLLUSCS ETC	44 388	10 783	6 380	664 GLASS	3 577	981	546
037 FISH ETC. PREPRD, PRSVD. NES	4 902	7 886	4 481	665 GLASSWARE	20 857	6 551	3 702
042 RICE	4 694	2 843	1 612	666 POTTERY	73 299	25 339	14 339
045 OTHER CEREALS, UNMILLED	4 905	1 093	619	667 PEARLS, PRECIOUS STONES	.	.	.
046 MEAL, FLOUR OF WHEAT, MSLN	11 849	1 624	912	671 PIG IRON, SPIEGELEISN, ETC	40 053	13 532	7 737
048 CEREAL PREPARATIONS	867	98	53	675 FLAT-ROLLED, ALLOY STEEL	126	104	61
054 VEGETABLES	2 348	437	239	678 WIRE OF IRON OR STEEL	21 336	1 998	1 137
056 VEGETABLES, PRPD, PRSVD, NES	556 456	42 269	23 875	679 TUBES, PIPES, ETC. IRON, STL	1 075	357	210
057 FRUIT, NUTS EXCL. OIL NUTS	549 444	156 090	89 434	681 SILVER, PLATINUM, ETC.	74 085	29 910	16 512
058 FRUIT, PRESERVED, PREPARED	10 975	3 708	2 096	682 COPPER	1 498	1 744	1 001
059 FRUIT, VEGETABLE JUICES	254 715	31 775	18 329	683 NICKEL	493 824	18 336	10 129
061 SUGARS, MOLASSES, HONEY	286	55	32	684 ALUMINIUM	2 236	280	153
062 SUGAR CONFECTIONERY	33 863	5 501	3 171	685 LEAD	17 864	21 566	12 478
074 TEA AND MATE	352	102	55	689 MISC. NON-FERR. BASE METAL	26 505	13 511	7 696
075 SPICES	19 088	9 741	5 547	691 METALLIC STRUCTURES NES	573	128	71
081 ANIMAL FEED STUFF	26 523	4 764	2 686	692 CONTAINERS, STORAGE, TRNSP	1 089	71	43
088 EDIBLE PROD. PREPRNTS, NES	1 107 762	34 962	19 737	693 WIRE PRODUCTS EXCL. ELECT	27 344	5 664	3 224
112 ALCOHOLIC BEVERAGES	13 381	3 222	1 826	694 NAILS, SCREWS, NUTS, ETC.	202 441	28 568	16 147
121 TOBACCO, UNMANUFACTURED	2 400	912	511	695 TOOLS	144 600	40 721	23 191
211 HIDES, SKINS (EX. FURS), RAW	4 099	1 616	915	696 CUTLERY	21 818	26 438	14 990
212 FURSKINS, RAW	6 666	3 453	1 937	697 HOUSEHOLD EQUIPMENT, NES	62 259	21 013	12 014
222 OILSEED (SFT. FIX VEG. OIL)	138	2 556	1 457	699 MANUFACT. BASE METAL, NES	78 699	18 622	10 505
223 OILSEED (OTH. FIX. VEG. OIL)	110 459	14 093	7 887	712 STEAM TURBINES	18	55	32
232 SYNTHETIC RUBBER, ETC.	288 913	18 649	10 575	713 INTRNL COMBUS PSTN ENGIN	64	59	32
248 WOOD, SIMPLY WORKED	17 160	2 894	1 674	716 ROTATING ELECTRIC PLANT	15 236	10 821	6 042
251 PULP AND WASTE PAPER	2 891	399	231	721 AGRIC. MACHINES, EX. TRACTR	633	248	143
261 SILK	2 649	245	139	723 CIVIL ENGINEERING EQIPT	537	266	150
263 COTTON	7 276	19 614	11 167	724 TEXTILE, LEATHER MACHINES	172	517	291
264 JUTE, OTH. TXTL. BAST FIBR	29 751	5 075	2 907	726 PRINTNG, BOOKBINDNG MACHS	510	442	266
265 VEGETABLE TEXTILE FIBRES	4 000	316	178	728 OTH. MACH. PTS, SPCL INDUST	2 968	3 010	1 640
268 WOOD, OTHER ANIMAL HAIR	623	724	412	731 METAL REMOVAL WRK TOOLS	30 663	17 989	10 184
278 OTHER CRUDE MINERALS	8 987	32 349	18 423	733 MACH-TOOLS, METAL-WORKING	163	142	80
285 ALUMINIUM ORE, CONCTR. ETC	2 018 375	46 593	26 543	735 PARTS, NES, FOR MACH-TOOLS	1 979	2 545	1 449
287 ORE, CONCENTR. BASE METALS	1 382 475	27 080	15 404	741 HEATNG, COOLNG EQUIP, PART	23	284	155
288 NON-FERROUS WASTE, SCRAP	62 386	21 695	12 422	742 PUMPS FOR LIQUIDS, PARTS	497	123	68
291 CRUDE ANIMAL MATERLS. NES	4 214	1 496	808	743 PUMPS NES, CENTRIFUGS ETC	4 375	4 121	2 310
292 CRUDE VEG. MATERIALS, NES	154 585	130 332	74 294	744 MECHANICAL HANDLNG EQUIP	21 350	4 990	2 819
321 COAL, NOT AGGLOMERATED	66 328	19 027	10 835	745 OTH. NONELEC MCH, TOOL, NES	785	878	492
325 COKE, SEMI-COKE, RET. CARBN	832 540	6 579	3 660	746 BALL OR ROLLER BEARINGS	11 062	9 685	5 498
335 RESIDUAL PETROL. PRODUCTS	9 222	181	104	747 TAPS, COCKS, VALVES, ETC.	393	319	187
421 FIXED VEG. FAT, OILS, SOFT	70 198	6 343	3 626	748 TRANSMISSIONS SHAFTS ETC	29 277	9 619	5 477
422 FIXED VEG. FAT, OILS, OTHER	10 722	1 014	596	749 NON-ELECT MACH. PARTS, ETC	552	441	246
431 ANIMAL, VEG. FATS, OILS, NES	17 794	2 964	1 740	751 OFFICE MACHINES	3 006	15 916	8 930
511 HYDROCARBONS, NES, DERIVTS	2 467	1 053	603	752 AUTOMATC. DATA PROC. EQUIP	61	703	391
512 ALCDHOL, PHENDL. ETC. DERIV	3 338	3 053	1 736	759 PARTS, FOR OFFICE MACHINS	35	560	309
513 CARBOXYLIC ACIDS, DERIVTS	6 821	11 655	6 590	761 TELEVISION RECEIVERS ETC	43 926	82 650	46 589
514 NITROGEN-FUNCT. COMPOUNDS	52 487	16 743	9 576	762 RADIO-BROADCAST RECEIVER	61 818	125 155	70 529
515 ORGANO-INORGANIC COMPNDS	9 694	7 646	4 334	763 SOUND RECORDER, PHONOGRPH	6 014	20 046	11 217
516 OTHER ORGANIC CHEMICALS	34 433	44 462	25 295	764 TELECOMM. EQUIP. PARTS NES	4 988	9 787	5 507
522 INORGANIC CHEM. ELEMENTS	7 047	4 020	2 345	771 ELECT POWER MACHNY, PARTS	7 439	14 970	8 751
523 METAL. SALTS, INORGAN. ACID	154 346	56 036	31 865	772 ELECT. SWITCH. RELAY. CIRCUT	1 611	3 905	2 191
524 OTHER CHEMICAL COMPOUNDS	100 506	9 594	5 486	773 ELECTR DISTRIB. EQPT NES	46	107	62
525 RADIO-ACTIVE MATERIALS	14 967	9 943	5 654	774 ELECTRO-MEDCL. XRAY EQUIP	26	265	150
531 SYNTH. COLOURS, LAKES, ETC.	594	23 207	12 528	775 DOM. ELEC. NON-ELEC. EQUIPT	3 919	6 972	3 959
532 DYEING, TANNING MATERIALS	2 088	1 717	969	776 TRANSISTORS, VALVES, ETC.	268	2 379	1 345
533 PIGMENTS, PAINTS, ETC.	3	66	36	778 ELECTRIC MACH. APPART. NES	3 749	3 392	1 914
541 MEDICINES, ETC. EXC. GRP542	808	375	207	781 PASS. MOTOR VEHCLS. EX. BUS	85	123	73
542 MEDICAMENTS	.	.	.	784 PARTS, TRACTORS, MOTOR VEH	1 441	672	384
551 ESSNTL. OIL, PERFUME, FLAVR	61	165	92	785 CYCLES, MOTORCYCLES ETC.	2 949	1 696	948
	8 350	10 253	5 895	786 TRAILERS, SEMI-TRAILR, ETC	5 713	1 984	562
				782 AIRCRAFT, ASSOC'D. EQUIPNT	3	239	137
				793 SHIP, BOAT, FLOAT. STRUCTRS	79 140	2 406	1 428

7 IMPORTS AND EXPORTS (SPECIAL TRADE) BY COUNTRIES OF PRODUCTION AND CONSUMPTION AND BY GROUPS OF THE SITC-REV. III 1988

GROUP DESCRIPTION	DT = 100 KG	1 000 DM	1 000 \$	GROUP DESCRIPTION	DT = 100 KG	1 000 DM	1 000 \$
813 LIGHTNG FIXTURES ETC.NES	8 419	8 196	4 578	642 PAPER,PAPERBOARD,CUT ETC	13 184	4 316	2 498
821 FURNITURE,CUSHIONS,ETC.	33 712	27 851	15 800	651 TEXTILE YARN	7 331	7 715	4 377
831 TRUNK,SUIT-CASES,BAG,ETC	117 611	180 826	102 732	652 COTTON FABRICS, WOVEN	946	3 728	2 139
841 MENS,BOYS CLOTHNG,X-KNIT	118 182	282 097	158 557	653 FABRICS,MAN-MADE FIBRES	1 232	4 768	2 660
842 WOMEN,GIRL CLOTHNG,XKNIT	113 085	360 193	203 938	654 OTH.TEXTILE FABRIC,WOVEN	789	2 750	1 577
843 MENS,BOYS CLOTHNG,KNIT	22 605	41 335	23 487	655 KNIT.CROCHET.FABRIC NES	396	1 227	677
844 WOMEN,GIRLS CLOTHNG,KNIT	18 575	40 865	23 141	656 TULLE,LACE,EMBROIDRY.ETC	62	525	294
845 OTHR.TEXTILE APPAREL,NES	72 275	207 268	116 856	657 SPECIAL YARN,TXTL.FABRIC	6 088	12 179	6 911
846 CLOTHING ACCESSRS,FABRIC	17 469	42 257	23 890	658 TEXTILE ARTICLES NES	214	476	267
848 CLOTHNG,NONTXTL;HEADGEAR	109 836	182 166	103 483	659 FLOOR COVERINGS, ETC.	56	369	208
851 FOOTWEAR	104 706	85 777	49 070	661 LIME,CEMENT,CONSTR.MATRL	4 623	405	224
871 OPTICAL INSTRUMENTS,NES	321	1 554	885	662 CLAY,REFRCT.CONSTR.MATRL	16 228	3 803	2 208
872 MEDICAL INSTRUMENTS NES	208	1 175	652	663 MINERAL MANUFACTURES,NES	8 518	4 930	2 831
873 METERS,COUNTERS,NES	60	120	68	664 GLASS	4 420	5 113	2 952
874 MEASURE,CONTROL INSTRMNT	2 278	5 617	3 200	665 GLASSWARE	1 426	296	165
881 PHOTOGRAPH APPAR.ETC.NES	1 951	6 874	3 888	666 POTTERY	214	163	94
882 PHOTO.CINEMATOPRPH.SUPPL	126	592	336	667 PEARLS,PRECIOUS STONES	.	.	.
883 CINE.FILM EXPOSD.DEVELPD	5	106	62	671 PIG IRON,SPIEGELEISN,ETC	6 450	1 739	954
884 OPTICAL GOODS NES	763	1 934	1 101	672 INGOTS ETC.IRON OR STEEL	2 726	314	190
885 WATCHES AND CLOCKS	7 655	37 394	21 208	673 FLAT-ROLLED IRON ETC.	1 114 923	83 488	46 734
891 ARMS AND AMMUNITION	1 373	872	500	674 FLAT-ROLLED PLATED IRON	326 864	40 729	23 206
892 PRINTED MATTER	2 386	2 988	1 675	675 FLAT-ROLLED, ALLOY STEEL	360 969	74 367	41 946
893 ARTICLES,NES,OF PLASTICS	75 039	42 081	23 806	676 IRON,STL.BAR,SHAPES ETC.	33 608	4 271	2 364
894 BABY CARRIAGE,TOYS,GAMES	372 148	356 434	200 968	678 WIRE OF IRON OR STEEL	14 091	2 218	1 257
895 OFFICE,STATIONERY SUPPLS	2 515	1 854	1 037	679 TUBES,PIPES,ETC.IRON,STL	1 552 430	235 025	131 875
896 WORKS OF ART,ANTIQUE ETC	283	1 579	903	681 SILVER,PLATINUM,ETC.	.	700	409
897 GOLD,SILVERWARE,JEWEL NES	864	17 248	9 726	682 COPPER	23 196	10 779	6 341
898 MUSICAL INSTRUMENTS,ETC.	21 462	26 594	15 063	683 NICKEL	103	342	193
899 MISC MANUFACTRD GOODS NES	272 328	202 382	114 728	684 ALUMINIUM	28 960	15 853	8 971
951 COIN NONGOLD NONCURRENT	27	3 245	1 845	686 ZINC	33 491	4 570	2 767
972	1	4 345	2 444	689 MISC.NON-FERR.BASE METAL	42	511	293
				691 METALLIC STRUCTURES NES	22 473	13 171	7 422
EXPORTS	10 752 768	4 918 935	2 785 927	692 CONTAINERS,STORAGE,TRNSP	2 828	2 111	1 182
001 LIVE ANIMALS	1 114	1 751	1 022	693 WIRE PRODUCTS EXCL.ELECT	7 320	2 449	1 393
012 OTHER MEAT, MEAT OFFAL	310	387	218	694 NAILS,SCREWS,NUTS,ETC.	817	1 121	615
022 MILK AND CREAM	48 954	13 091	7 300	695 TOOLS	2 239	9 399	5 249
044 MAIZE UNMILLED	223	734	433	696 CUTLERY	10	99	54
054 VEGETABLES	210	201	112	697 HOUSEHOLD EQUIPMENT,NES	90	217	116
056 VEGETABLES,PRPD,PRSVD,NES	2 076	338	181	699 MANUFACTS.BASE METAL,NES	8 479	10 136	5 708
072 COCOA	8 300	1 591	861	700 CPL IND PLANT (84/85/87)	241 165	623 774	359 052
081 ANIMAL FEED STUFF	7 128	1 645	938	711 STEAM GENER. BOILERS,ETC.	4 781	6 870	3 861
112 ALCOHOLIC BEVERAGES	743	133	75	712 STEAM TURBINES	3 256	13 592	7 550
122 TOBACCO, MANUFACTURED	576	723	392	713 INTRNL COMBUS PSTN ENGIN	12 146	41 677	23 527
211 HIDES,SKINS(EX.FURS),RAW	1 467	288	164	714 ENGINES,MOTORS NON-ELECT	7 918	7 939	4 416
232 SYNTHETIC RUBBER, ETC.	7 218	1 717	980	716 ROTATING ELECTRIC PLANT	2 033	7 949	4 505
248 WOOD, SIMPLY WORKED	367	57	32	718 OTH.POWR.GENRTNG.MACHNRY	978	6 670	3 690
251 PULP AND WASTE PAPER	59 232	7 632	4 156	721 AGRIC.MACHINES,EX.TRACTR	1 704	8 752	4 872
266 SYNTHETIC FIBRES	213 040	61 913	35 392	722 TRACTORS	597	784	434
267 OTHER MAN-MADE FIBRES	3 595	3 133	1 738	723 CIVIL ENGINEERING EQUIPT	11 525	21 277	12 072
268 WOOL, OTHER ANIMAL HAIR	25 042	39 757	22 060	724 TEXTILE,LEATHER MACHINES	128 606	414 833	234 945
277 NATURAL ABRASIVES, NES		89	59	725 PAPER,PULP MILL MACHINES	5 282	22 230	12 534
278 OTHER CRUDE MINERALS	3 195	364	212	726 PRINTNG,BOOKBINDNG MACHS	12 515	55 321	31 535
291 CRUDE ANIMAL MATERLS,NES	334	568	334	727 FOOD-PROCESS.MCH.NON DOM	14 951	43 020	24 119
292 CRUDE VEG.MATERIALS, NES	182	213	123	728 OTH.MACH,PTS,SPCL INDUST	94 493	371 204	209 909
334 PETROLEUM PRODUCTS	15 161	3 331	1 943	731 METAL REMOVAL WORK TOOLS	28 036	97 558	54 853
335 RESIDUAL PETROL.PRODUCTS	24 089	3 676	2 098	733 MACH-TOOLS,METAL-WORKING	30 672	74 827	41 619
431 ANIMAL,VEG.FATS,OILS,NES	711	559	324	735 PARTS,NES,FOR MACH-TOOLS	3 402	18 654	10 554
511 HYDROCARBONS,NES,DERIVTS	516 117	79 876	45 327	737 METALWORKING MACHNRY NES	76 126	79 795	45 278
512 ALCOHOL,PHENOL,ETC.DERIV	253 392	51 966	29 598	741 HEATNG,COOLNG EQUIP,PART	.	.	.
513 CARBOXYLIC ACIDS,DERIVTS	402 485	62 079	34 990	742 PUMPS FOR LIQUIDS,PARTS	4 126	21 347	11 928
514 NITROGEN-FUNCT.COMPOUNDS	287 300	86 449	48 847	743 PUMPS NES,CENTRIFUGS ETC	29 880	71 335	40 004
515 ORGAND-INORGANIC COMPNDS	43 323	24 646	14 056	744 MECHANICAL HANDLNG EQUIP	23 094	45 131	25 596
516 OTHER ORGANIC CHEMICALS	84 349	26 240	14 948	745 OTH.NONELEC MCH,TOOL,NES	19 349	93 860	53 616
522 INORGANIC CHEM.ELEMENTS	182 807	16 593	9 384	746 BALL OR ROLLER BEARINGS	2 149	7 836	4 372
523 METAL.SALTS,INORGAN.ACID	4 071	2 195	1 222	747 TAPS,COCKS,VALVES,ETC.	3 503	22 981	12 921
524 OTHER CHEMICAL COMPOUNDS	57 773	14 187	8 147	748 TRANSMISSIONS SHAFTS ETC	5 648	22 414	12 539
525 RADIO-ACTIVE MATERIALS	7	619	355	749 NON-ELECT MACH.PARTS,ETC	8 572	21 938	12 133
531 SYNTH.COLOURS,LAKES,ETC.	7 654	30 075	17 048	751 OFFICE MACHINES	346	2 023	1 131
532 DYEING,TANNING MATERIALS	6 786	1 241	718	752 AUTOMATC.DATA PROC.EQUIP	901	25 744	14 632
533 PIGMENTS, PAINTS, ETC.	7 946	6 338	3 578	759 PARTS,FOR OFFICE MACHINS	146	14 003	8 004
541 MEDICINES,ETC.EXC.GRP542	5 513	41 173	23 287	761 TELEVISION RECEIVERS ETC	30	277	159
542 MEDICAMENTS	20 468	30 522	17 300	762 RADIO-BROADCAST RECEIVER	3	100	57
551 ESSENTL.OIL,PERFUME,FLAVR	212	766	432	763 SOUND RECORDER,PHONOGRPH	18	805	457
553 PERFUMERY,COSMETICS,ETC.	41	88	50	764 TELECOMM.EQUIP.PARTS NES	4 394	59 105	33 095
554 SOAP,CLEANERS,POLISH,ETC	28 572	6 930	3 870	771 ELECT POWER MACHNY.PARTS	21 139	28 039	15 969
562 FERTILIZER,EXCEPT GRP272	1 710 829	49 877	28 866	772 ELEC.SWITCH.RELAY.CIRCUIT	7 738	77 547	43 522
571 POLYMERS OF ETHYLENE	798 475	168 251	95 463	773 ELECTR DISTRIBT.EQPT NES	5 326	6 659	3 722
572 POLYMERS OF STYRENE	221 007	58 470	33 181	774 ELECTRO-MEDCL,XRAY EQUIP	2 453	61 737	34 540
573 POLYMERS,VINYL CHLORIDE	33 865	8 097	4 569	775 DOM.ELEC,NON-ELEC.EQUIPT	574	1 324	746
574 POLYACETAL,POLYCARBONATE	152 156	36 490	20 748	776 TRANSISTORS, VALVES,ETC.	755	2 944	1 675
575 OTH.PLASTIC,PRIMARY FORM	70 593	23 426	13 346	778 ELECTRIC.MACH.APPART.NES	36 118	42 041	23 801
579 PLASTIC WASTE, SCRAP ETC	622	76	41	781 PASS.MOTOR VEHCLS.EX.BUS	161 322	264 810	148 962
581 PLASTIC TUBE,PIPE,HOSE	305	734	412	782 GOODS,SPCL TRANSPORT VEH	16 139	24 613	14 015
582 PLASTIC PLATE,SHEETS,ETC	4 425	4 346	2 495	783 ROAD MOTOR VEHICLES NES	1 297	1 480	832
583 MONOFILAMENT OF PLASTICS	105	135	80	784 PARTS,TRACTORS,MOTOR VEH	13 505	31 464	17 774
591 INSECTICIDES, ETC.	1 265	1 299	756	785 CYCLES,MOTORCYCLES ETC.	26	64	38
592 STARCHES,INULIN,ETC.	717	466	267	786 TRAILERS,SEMI-TRAILR,ETC	869	1 148	627
597 PREPRD ADDITIVES,LIQUIDS	7 288	2 758	1 586	791 RAILWAY VEHICLES.EQUIPNT	174	1 771	967
598 MISC.CHEMICAL PRDCTS,NES	35 486	19 744	11 134	792 AIRCRAFT,ASSOCD.EQUIPNT	1	387	223
600 CPL IND PLANT CHAP 69-76	5 476	19 194	11 325	800 SHIP,BDAT,FLOAT.STRUCTRS	106 590	22 809	12 502
611 LEATHER	738	1 252	706	801 CPL IND PLANT CHAP 90/94	1 085	13 229	7 639
613 FURSKINS,TANNED,DRESSED	3	249	142	811 PREFABRICATED BUILDINGS	382	800	457
621 MATERIALS OF RUBBER	563	939	538	812 PLUMBNG,SANITRY,EQPT.ETC	34	91	52
625 RUBBER TYRES,TUBES,ETC.	356	490	275	813 LIGHTNG FIXTURES ETC.NES	332	1 428	807
629 ARTICLES OF RUBBER, NES	352	1 916	1 076	821 FURNITURE,CUSHIONS,ETC.	1 835	2 524	1 476
634 VENEERS, PLYWOOD, ETC.	267	136	76	831 TRUNK,SUIT-CASES,BAG,ETC	108	72	36
635 WOOD MANUFACTURES, NES	127	66	40	841 MENS,BOYS CLOTHNG,X-KNIT	1 399	1 665	954
641 PAPER AND PAPERBOARD	522 628	50 588	28 349	842 WOMEN,GIRL CLOTHNG,XKNIT	65	140	74
				843 MENS,BOYS CLOTHNG,KNIT	51	89	51





7 IMPORTS AND EXPORTS (SPECIAL TRADE) BY COUNTRIES OF PRODUCTION AND CONSUMPTION AND BY GROUPS OF THE SITC-REV. III 1988

GROUP DESCRIPTION	DT = 100 KG	1 000 DM	1 000 \$	GROUP DESCRIPTION	DT = 100 KG	1 000 DM	1 000 \$
634 VENEERS, PLYWOOD, ETC.	6 596	1 120	671	892 PRINTED MATTER	2 370	2 589	1 463
635 WOOD MANUFACTURES, NES	11 540	6 548	3 713	893 ARTICLES, NES, OF PLASTICS	41 210	22 986	13 013
641 PAPER AND PAPERBOARD	3 366	2 382	1 370	894 BABY CARRIAGE, TOYS, GAMES	73 180	173 993	98 741
642 PAPER, PAPERBOARD, CUT ETC	47 338	19 035	10 840	895 OFFICE, STATIONERY SUPPLS	3 543	3 401	1 917
651 TEXTILE YARN	46 076	29 487	16 838	896 WORKS OF ART, ANTIQUE ETC	62	878	494
652 COTTON FABRICS, WOVEN	18 821	23 652	13 504	897 GOLD, SILVERWARE, JEWEL NES	4 716	29 268	16 670
653 FABRICS, MAN-MADE FIBRES	25 808	52 105	29 501	898 MUSICAL INSTRUMENTS, ETC.	47 729	73 077	41 488
654 OTH. TEXTILE FABRIC, WOVEN	1 508	10 795	6 251	899 MISC MANUFACTRD GOODS NES	14 463	51 087	28 985
655 KNIT, CROCHET, FABRIC NES	384	1 048	591	961 COIN NONGOLD NONCURRENT	70	7 405	4 207
656 TULLE, LACE, EMBROIDRY, ETC	270	1 579	894	971 GOLD, NONMONTRY EXCL DRES	4	15 777	8 995
657 SPECIAL YARN, TXTL. FABRIC	5 073	4 088	2 325	972	5 333	3 047	
658 TEXTILE ARTICLES NES	12 911	23 224	13 433				
659 FLOOR COVERINGS, ETC.	501	1 379	768	EXPORTS	4 528 523	3 257 695	1 843 558
661 LIME, CEMENT, CONSTR. MATRL	715	1 231	1 131	001 LIVE ANIMALS	43	287	165
662 CLAY, REFRCT. CONSTR. MATRL	18 851	1 787	1 037	023 BUTTER, OTHER FAT OF MILK	289	129	77
663 MINERAL MANUFACTURES, NES	4 913	4 477	2 515	025 EGGS, BIRDS, YOLKS, ALBUMIN	2 430	418	234
664 GLASS	258	358	199	041 WHEAT, MESLIN, UNMILLED	544 437	9 357	5 605
665 GLASSWARE	414	952	540	045 OTHER CEREALS, UNMILLED	629 699	8 423	5 037
666 POTTERY	45 771	16 135	9 183	054 VEGETABLES	85	125	71
667 PEARLS, PRECIOUS STONES	*	*	*	061 SUGARS, MOLASSES, HONEY	3 334	729	410
671 PIG IRON, SPIEGELEISN, ETC	70	59	32	071 COFFEE, COFFEE SUBSTITUTE	991	666	351
673 FLAT-ROLLED IRON ETC.	66 735	5 200	3 061	072 COCOA	2 701	824	450
674 FLAT-ROLLED PLATED IRON	26 114	2 609	1 500	081 ANIMAL FEED STUFF	1 703	1 360	776
675 FLAT-ROLLED, ALLOY STEEL	6 902	2 745	1 517	088 EDIBLE PROD. PREPRTNS, NES	3 099	2 517	1 466
676 IRON, STL. BAR, SHAPES ETC.	92 626	23 175	13 098	112 ALCOHOLIC BEVERAGES	1 625	761	434
678 WIRE OF IRON OR STEEL	1 956	1 054	5 439	211 HIDES, SKINS (EX. FURS), RAW	1 751	834	468
679 TUBES, PIPES, ETC. IRON, STL	18 988	9 491	194	222 OILSEED (SFT. FIX VEG. OIL)	389	84	46
681 SILVER, PLATINUM, ETC.		330	254	232 SYNTHETIC RUBBER, ETC.	18 832	5 843	3 353
684 ALUMINIUM	625	458	538	400, SIMPLY WORKED	7 064	483	280
689 MISC. NON-FERR. BASE METAL	569	940	77	251 PULP AND WASTE PAPER	11 627	338	195
691 METALLIC STRUCTURES NES	139	141	77	263 COTTON	1 709	781	434
693 WIRE PRODUCTS EXCL. ELECT	33 117	10 469	5 960	266 SYNTHETIC FIBRES	618	260	147
694 NAILS, SCREWS, NUTS, ETC.	10 461	3 627	2 057	268 WOOL, OTHER ANIMAL HAIR	14 754	26 845	15 110
695 TOOLS	8 859	7 953	4 534	272 FERTILIZERS, CRUDE	39 469	1 672	954
696 CUTLERY	48 806	69 750	39 723	277 NATURAL ABRASIVES, NES	278	228	128
697 HOUSEHOLD EQUIPMENT, NES	58 775	69 354	4 387	278 OTHER CRUDE MINERALS	11 240	1 133	648
699 MANUFACTS. BASE METAL, NES	6 179	7 711	4 836	282 FERROUS WASTE AND SCRAP	266 036	5 602	2 971
713 INTRNL COMBUS PSTN ENGIN	92 295	71 595	41 836	285 ALUMINIUM ORE, CONCTR, ETC	253	252	141
714 ENGINES, MOTORS NON-ELECT	8	1 163	656	288 NON-FERROUS WASTE, SCRAP	15 883	5 322	3 071
716 ROTATING ELECTRIC PLANT	604	1 153	43	291 CRUDE ANIMAL MATERIALS, NES	2 151	4 881	2 755
721 AGRIC. MACHINES, EX. TRACTR	111	72	114	292 CRUDE VEG. MATERIALS, NES	1 170	2 550	1 420
723 CIVIL ENGINEERING EQUIPT	5 479	1 924	1 628	334 PETROLEUM PRODUCTS	7 726	1 779	1 003
724 TEXTILE, LEATHER MACHINES	544	2 892	1 116	395 RESIDUAL PETROL. PRODUCTS	6 509	451	258
725 PAPER, PULP MILL MACHINES	203	214	225	411 ANIMAL OILS AND FATS	41	57	31
726 PRINTNG, BOOKBINDNG MACHS	263	395	82	422 FIXED VEG. FAT, OILS, OTHER	306	67	36
727 FOOD-PROCESS. MCH. NON DOM	121	148	1 035	431 ANIMAL, VEG. FATS, OILS, NES	5 193	1 345	761
728 DTH. MACH. PTS, SPLCL INDUST	2 624	1 857	3 548	511 HYDROCARBONS, NES, DERIVTS	19 466	6 193	3 536
731 METAL REMOVAL WORK TOOLS	4 647	6 274	1 344	512 ALCOHOL, PHENOL, ETC. DERIV	159 244	31 303	17 832
735 PARTS, NES, FOR MACH-TOOLS	946	2 355	218	513 CARBOXYLIC ACIDS, DERIVTS	147 093	31 752	18 149
737 METALWORKING MACHNRY NES	525	399	543	514 NITROGEN-FUNCT. COMPOUNDS	98 303	67 817	38 448
741 HEATING, COOLNG EQUIP, PART	835	963	245	515 ORGANO-INORGANIC COMPNDS	22 744	37 135	21 271
742 PUMPS FOR LIQUIDS, PARTS	366	438	1 165	516 OTHER ORGANIC CHEMICALS	36 318	20 165	11 539
743 PUMPS NES, CENTRIFUGS ETC	828	2 090	1 169	522 INORGANIC CHEM. ELEMENTS	91 449	19 731	11 218
744 MECHANICAL HANDLING EQUIP	625	297	1 059	523 METAL, SALTS, INORGAN. ACID	485 727	45 721	25 943
745 OTH. NONELEC MCH, TOOL, NES	977	1 867	91	524 OTHER CHEMICAL COMPOUNDS	5 565	5 266	2 969
746 BALL OR ROLLER BEARINGS	182	156	2 142	525 RADIO-ACTIVE MATERIALS	284	43 479	24 751
747 TAPS, COCKS, VALVES, ETC.	2 155	3 740	959	531 SYNTH. COLOURS, LAKES, ETC.	10 823	42 797	24 905
748 TRANSMISSIONS SHAFTS ETC.	2 568	1 703	170	532 DYEING, TANNING MATERIALS	74 218	13 246	7 673
749 NON-ELECT MACH. PARTS, ETC	166	2 988	3 696	533 PIGMENTS, PANTS, ETC.	19 669	22 587	12 944
751 OFFICE MACHINES	1 795	6 524	51 868	541 MEDICINES, ETC. EXC. GRP542	2 559	18 382	10 368
752 AUTOMATC. DATA PROC. EQUIP	14 182	92 022	26 210	542 MEDICAMENTS	2 691	12 699	7 192
759 PARTS, FOR OFFICE MACHINS	3 216	46 630	182 540	551 ESSNTL. OIL, PERFUME, FLAVR	5 151	13 304	7 554
761 TELEVISION RECEIVERS ETC	147 990	319 973	151 653	553 PERFUMERY, COSMETICS, ETC.	929	2 046	1 144
762 RADIO-BROADCAST RECEIVER	99 585	266 710	90 795	554 SOAP, CLEANERS, POLISH, ETC	28 097	10 159	5 796
763 SOUND RECORDER, PHONOGRPH	32 723	158 994	62 471	562 FERTILIZER, EXCEPT GRP272	1 990	482	271
764 TELECOMM. EQUIP. PARTS NES	42 880	110 355	2 775	571 POLYMERS OF ETHYLENE	80 246	19 787	11 374
771 ELECT POWER MACHNY. PARTS	1 618	4 827	4 261	572 POLYMERS OF STYRENE	28 891	7 456	4 299
772 ELEC. SWITCH, RELAY, CIRCUIT	1 492	7 498	802	573 POLYMERS, VINYL CHLORIDE	19 713	9 416	5 342
773 ELECTR DISTRIBT. XRAY NES	1 173	1 434	112	574 POLYACETAL, POLYCARBONATE	33 864	14 144	8 154
774 ELECTRO-MEDCL. EQUIP NES	15	198	81 855	575 OTH. PLASTIC, PRIMARY FORM	110 960	55 238	31 381
775 DOM. ELEC. NON-ELEC. EQUIPT	149 350	144 299	86 404	579 PLASTIC WASTE, SCRAP ETC	3 675	375	211
776 TRANSISTORS, VALVES, ETC.	10 686	152 134	56 448	581 PLASTIC TUBE, PIPE, HOSE	1 787	2 262	1 281
778 ELECTRIC MACH. APPART. NES	48 859	99 466	9 474	582 PLASTIC PLATE, SHEETS, ETC	21 622	23 408	13 334
781 PASS. MOTOR VEHCLS. EX. BUS	18 265	15 728	1 550	583 MONOFILAMENT OF PLASTICS	1 110	1 401	808
784 PARTS, TRACTORS, MOTOR VEH	2 252	2 678	87	591 INSECTICIDES, ETC.	9 642	6 927	3 998
785 CYCLES, MOTORCYCLES ETC.	171	156	1 295	592 STARCHES, INULIN, ETC.	19 512	11 968	6 799
786 TRAILERS, SEMI-TRAILR, ETC	8 866	2 236	523	593 EXPLOSIVES, PYROTECHNICS	74	697	375
792 AIRCRAFT, ASSOCTD. EQUIPNT	34	932	73	597 PREPRD ADDITIVES, LIQUIDS	63 680	20 763	11 766
793 SHIP, BOAT, FLOAT, STRUCTRS	101	131	5 456	598 MISC. CHEMICAL PRDCTS, NES	160 335	80 940	46 151
813 LIGHTNG FIXTURES ETC. NES	3 752	9 596	2 951	600 CPL IND PLANT CHAP 69-76	425	3 299	1 887
821 FURNITURE, CUSHIONS, ETC.	5 502	5 162	95 872	611 LEATHER	13 634	10 632	6 045
831 TRUNK, SUIT-CASES, BAG, ETC	85 736	169 241	204 887	613 FURSKINS, TANNED, DRESSED	2 856	2 075	1 182
841 MENS, BOYS CLOTHING, X-KNIT	85 486	362 906	142 141	621 MATERIALS OF RUBBER	1 419	4 525	2 571
842 WOMEN, GIRL CLOTHING, XKNIT	49 485	251 381	11 689	625 RUBBER TYRES, TUBES, ETC.	1 125	728	404
843 MENS, BOYS CLOTHING, KNIT	6 208	20 216	15 623	629 ARTICLES OF RUBBER, NES	1 523	5 478	3 121
844 WOMEN, GIRLS CLOTHING, KNIT	7 785	27 548	104 878	633 CORK MANUFACTURES	118	528	296
845 OTH. TEXTILE APPAREL, NES	52 875	186 814	54 219	634 VENEERS, PLYWOOD, ETC.	12 322	4 256	2 412
846 CLOTHING ACCESSRS, FABRIC	39 732	95 732	315 347	635 WOOD MANUFACTURES, NES	336	353	207
848 CLOTHING, NONTXTL. HEADGEAR	58 326	555 299	104 110	641 PAPER AND PAPERBOARD	14 084	6 309	3 563
851 FOOTWEAR	73 513	184 054	5 803	642 PAPER, PAPERBOARD, CUT ETC	11 245	5 686	3 253
871 OPTICAL INSTRUMENTS, NES	1 107	10 162	369	651 TEXTILE YARN	4 503	4 860	2 787
872 MEDICAL INSTRUMENTS NES	85	659	74	652 COTTON FABRICS, WOVEN	1 983	7 962	4 550
873 METERS, COUNTERS, NES	21	133	13 224	653 FABRICS, MAN-MADE FIBRES	5 124	23 111	13 059
874 MEASURE, CONTROL INSTRMNT	4 591	23 424	5 707	654 OTH. TEXTILE FABRIC, WOVEN	2 650	10 257	5 844
881 PHOTOGRAPH APPAR. ETC. NES	578	10 275	1 000	655 KNIT, CROCHET, FABRIC NES	514	1 933	1 149
882 PHOTO. CINEMATGRPH. SUPPL	171	1 771	16 947	656 TULLE, LACE, EMBROIDRY, ETC	185	1 078	616
884 OPTICAL GOODS NES	1 723	29 680	6 037	657 SPECIAL YARN, TXTL. FABRIC	9 029	24 816	14 014
885 WATCHES AND CLOCKS	3 760	10 636	71	658 TEXTILE ARTICLES NES	66	306	171
891 ARMS AND AMMUNITION	48	126					



7 IMPORTS AND EXPORTS (SPECIAL TRADE) BY COUNTRIES OF PRODUCTION AND CONSUMPTION AND BY GROUPS OF THE SITC-REV. III 1988

GROUP DESCRIPTION	DT = 100 KG	1 000 DM	1 000 \$	GROUP DESCRIPTION	DT = 100 KG	1 000 DM	1 000 \$
659 FLOOR COVERINGS, ETC.	86	86	49	874 MEASURE, CONTROL INSTRMNT	6 878	110 328	62 514
661 LIME, CEMENT, CONSTR. MATRL	2 589	439	250	881 PHOTOGRAPH APPAR. ETC. NES	583	7 167	4 054
662 CLAY, REFRCT. CONSTR. MATRL	94 242	19 685	11 100	882 PHOTO. CINEMATOGRPH. SUPPL	4 466	7 449	4 170
663 MINERAL MANUFACTURES, NES	15 996	11 456	6 538	883 CINE. FILM EXPOSD. DEVELOPD	5	87	50
664 GLASS	23 315	5 220	2 924	884 OPTICAL GOODS NES	77	4 175	2 387
665 GLASSWARE	3 216	7 667	4 324	885 MATCHES AND CLOCKS	205	9 742	5 604
666 POTTERY	806	1 437	820	891 ARMS AND AMMUNITION	377	871	487
667 PEARLS, PRECIOUS STONES	.	.	.	892 PRINTED MATTER	1 559	5 035	2 865
671 PIG IRON, SPIEGELEISN, ETC	486	318	187	893 ARTICLES, NES, OF PLASTICS	5 970	10 490	5 956
672 INGOTS ETC. IRON OR STEEL	23 205	6 860	3 916	894 BABY CARRIAGE, TOYS, GAMES	3 197	9 275	5 339
673 FLAT-ROLLED IRON ETC.	9 649	1 872	1 070	895 OFFICE, STATIONERY SUPPLS	754	4 360	2 484
674 FLAT-ROLLED PLATED IRON	23 850	3 811	2 140	896 WORKS OF ART, ANTIQUE ETC	170	1 574	1 102
675 FLAT-ROLLED, ALLOY STEEL	221 983	72 834	40 736	897 GOLD, SILVERWARE, JEWEL NES	13	5 241	2 941
676 IRON, STL. BAR, SHAPES ETC.	27 178	7 529	4 285	898 MUSICAL INSTRUMENTS, ETC.	797	8 142	4 633
677 RAILWAY TRACK IRON, STEEL	2 076	383	222	899 MISC MANUFCTRD GOODS NES	861	6 068	3 435
678 WIRE OF IRON OR STEEL	2 622	3 154	1 781	941 COMPL IND PLANT CHAPT 99	1 285	14 820	8 147
679 TUBES, PIPES, ETC. IRON, STL	25 700	11 405	6 514	971 GOLD, NONMONTRY EXCL DRES	133	27 610	15 642
681 SILVER, PLATINUM, ETC.	16	4 310	2 498				
682 COPPER	6 529	7 070	4 026	JAPAN			
683 NICKEL	394	2 179	1 227	IMPORTS	12 144 165	28 365 699	16 136 109
684 ALUMINIUM	55 376	31 744	18 111	034 FISH, FRESH, CHILLED, FROZN	9 118	6 367	3 665
685 LEAD	2 230	425	240	035 FISH, DRIED, SALTED, SMOKED	76	276	153
686 ZINC	41	91	49	036 CRUSTACEANS, MOLLUSCS ETC	188	340	187
687 TIN	215	417	229	037 FISH ETC. PRPVD, PRSVD, NES	6 512	4 754	2 697
689 MISC. NON-FERR. BASE METAL	95	449	248	046 MEAL, FLOUR OF WHEAT, MSLN	209	101	55
691 METALLIC STRUCTURES NES	11 313	5 807	3 317	048 CEREAL PREPARATIONS	1 604	1 687	944
692 CONTAINERS, STORAGE, TRNSP	1 320	2 779	1 555	054 VEGETABLES	1 403	424	234
693 WIRE PRODUCTS EXCL. ELECT	697	2 750	1 561	056 VEGETABLES, PRPD, PRSVD, NES	1 366	1 534	853
694 NAILS, SCREWS, NUTS, ETC.	848	2 924	1 645	057 FRUIT, NUTS EXCL. OIL NUTS	5 507	885	512
695 TOOLS	3 679	20 853	11 800	058 FRUIT, PRESERVED, PREPARED	5 149	1 436	822
696 CUTLERY	2 226	2 129	1 210	061 SUGARS, MOLLASSES, HONEY	13 301	6 182	3 514
697 HOUSEHOLD EQUIPMENT, NES	2 193	5 939	3 379	062 SUGAR CONFECTIONERY	573	787	444
699 MANUFACT. BASE METAL, NES	21 820	28 842	16 431	072 COCOA	499	209	126
700 CPL IND PLANT (84/85/87)	18 713	139 686	76 733	074 TEA AND MATE	182	299	162
711 STEAM GENER. BOILERS, ETC.	390	1 303	759	075 SPICES	76	134	72
712 STEAM TURBINES	2 676	14 779	8 351	081 ANIMAL FEED STUFF	1 401	8 296	4 729
713 INTRNL COMBUS PSTN ENGIN	23 972	129 909	73 839	098 EDIBLE PROD. PREPRTRS, NES	6 582	4 889	2 772
714 ENGINES, MOTORS NON-ELECT	38	5 245	3 027	112 ALCOHOLIC BEVERAGES	9 816	5 756	3 276
716 ROTATING ELECTRIC PLANT	2 964	12 983	7 270	121 TOBACCO, UNMANUFACTURED	12 884	4 126	2 345
718 OTH. POWR. GENRTNG. MACHNRY	2 271	8 366	4 764	122 FURSKINS, RAW	5	240	133
721 AGRIC. MACHINES, EX. TRACTR	481	2 303	1 285	231 NATURAL RUBBER, ETC.	2 175	538	289
722 TRACTORS	141	315	177	232 SYNTHETIC RUBBER, ETC.	112 813	37 431	21 348
723 CIVIL ENGINEERING EQUIPT	24 977	48 759	28 208	247 WOOD ROUGH, ROUGH SQUARED	22 773	8 908	5 126
724 TEXTILE, LEATHER MACHINES	67 423	220 172	124 294	248 WOOD, SIMPLY WORKED	919	271	153
725 PAPER, PULP MILL MACHINES	2 266	10 005	5 545	251 PULP AND WASTE PAPER	3 948	1 534	879
726 PRINTING, BOOKBINDING MACHS	7 956	32 637	18 299	261 SILK	951	5 296	3 063
727 FOOD-PROCESS. MCH. NON DOM	3 447	15 114	8 566	263 COTTON	15 367	2 720	1 531
728 OTH. MACH. PTS, SPCL INDUST	63 024	254 632	143 909	266 SYNTHETIC FIBRES	25 287	21 667	12 329
731 METAL REMOVAL WOKR TOOLS	27 173	112 248	62 579	267 OTHER MAN-MADE FIBRES	13 788	5 643	3 226
733 MACH-TOOLS, METAL-WORKING	7 058	25 307	14 329	268 WOOD, OTHER ANIMAL HAIR	484	603	341
735 PARTS, NES, FOR MACH-TOOLS	1 845	17 436	9 872	269 WORN CLOTHING, TEXTL. ARTL	1 557	415	236
737 METALWORKING MACHNRY NES	14 444	81 824	46 518	274 SULPHUR, UNRSTD. IRON PYRS	3 483	588	349
741 HEATING, COOLING EQUIP, PART	.	.	.	277 NATURAL ABRASIVES, NES	538	538	309
742 PUMPS FOR LIQUIDS, PARTS	12 276	30 649	17 227	278 OTHER CRUDE MINERALS	36 505	5 524	3 104
743 PUMPS NES, CENTRIFUGS ETC	8 438	40 557	22 889	282 FERROUS WASTE AND SCRAP	1 198	492	266
744 MECHANICAL HANDLING EQUIP	15 539	63 743	36 303	285 ALUMINIUM ORE, CONCTR. ETC	2 922	1 116	637
745 OTH. NONELEC MCH, TOOL, NES	9 709	53 444	30 310	288 NON-FERROUS WASTE, SCRAP	1 803	6 354	3 789
746 BALL OR ROLLER BEARINGS	7 601	16 865	9 371	289 PREC. METAL ORES, CONCTRSTS	379	3 755	2 158
747 TAPS, COCKS, VALVES, ETC.	4 777	19 431	10 977	291 CRUDE ANIMAL MATERIALS, NES	666	1 447	826
748 TRANSMISSIONS SHAFTS ETC	10 982	29 947	17 048	292 CRUDE VEG. MATERIALS, NES	1 933	8 271	4 647
749 NON-ELECT MACH. PARTS, ETC	4 874	19 568	10 767	325 COKE, SEMI-COKE, RET. CARBN	251 123	2 809	1 624
751 OFFICE MACHINES	240	2 871	1 632	334 PETROLEUM PRODUCTS	3 200	1 017	583
752 AUTOMATC. DATA PROC. EQUIP	198	10 968	6 316	335 RESIDUAL PETROL. PRODUCTS	102 884	6 676	3 816
759 PARTS, FOR OFFICE MACHINES	581	6 546	3 694	411 ANIMAL OILS AND FATS	538 112	33 206	18 708
761 TELEVISION RECEIVERS ETC	14	195	113	421 FIXED VEG. FAT, OILS, SOFT	81	54	30
762 RADIO-BROADCAST RECEIVER	64	281	166	422 FIXED VEG. FAT, OILS, OTHER	246	482	270
763 SOUND RECORDER, PHONOGRPH	78	836	458	431 ANIMAL, VEG. FATS, OILS, NES	1 580	615	351
764 TELECOMM. EQUIP. PARTS NES	656	23 495	13 326	511 HYDROCARBONS, NES, DERIVTS	75 501	14 714	8 342
771 ELECT POWER MACHNRY, PARTS	719	3 961	2 252	512 ALCOHOL, PHENOL, ETC. DERIV	33 247	25 223	14 402
772 ELEC. SWITCH, RELAY, CIRCUIT	4 744	44 743	25 511	513 CARBOXYLIC ACIDS, DERIVTS	78 788	38 119	21 631
773 ELECTR DISTRTB. EQPT NES	2 109	5 548	3 152	514 NITROGEN-FUNCT. COMPOUNDS	82 654	108 791	61 696
774 ELECTRO-MEDCL, XRAY EQUIP	879	14 874	8 367	515 ORGANO-INORGANIC COMPNDS	57 398	167 162	94 846
775 DOM. ELEC. NON-ELEC. EQUIPT	3 649	3 572	1 998	516 OTHER ORGANIC CHEMICALS	30 268	51 121	28 995
776 TRANSISTORS, VALVES, ETC.	1 932	19 994	11 399	522 INORGANIC CHEM. ELEMENTS	122 740	43 101	24 533
778 ELECTRIC. MACH. APPART. NES	10 209	32 996	18 672	523 METAL. SALTS, INORGAN. ACID	16 969	10 011	5 646
781 PASS. MOTOR VEHCLS. EX. BUS	3 667	14 846	8 385	524 OTHER CHEMICAL COMPOUNDS	2 975	4 278	2 457
782 GOODS, SPCL TRANSPORT VEH	779	2 151	1 217	525 RADIO-ACTIVE MATERIALS	861	8 012	4 572
783 ROAD MOTOR VEHICLES NES	75	272	146	531 DYING, COLOURS, LAKES, ETC.	25 905	42 463	24 228
784 PARTS, TRACTORS, MOTOR VEH	37 242	68 403	38 469	532 DYEING, TANNING MATERIALS	15	147	80
785 CYCLES, MOTORCYCLES ETC.	19	265	142	533 PIGMENTS, PAINTS, ETC.	4 757	18 002	10 258
786 TRAILERS, SEMI-TRAILR, ETC	284	680	383	541 MEDICINES, ETC. EXC. GRP542	17 964	92 691	52 660
791 RAILWAY VEHICLES, EQUIPNT	1 652	11 260	6 280	542 MEDICAMENTS	711	14 582	8 305
792 AIRCRAFT, ASSOCTD. EQUIPNT	21	1 637	911	551 ESSNTL. OIL, PERFUME, FLAVR	393	2 133	1 223
793 SHIP, BOAT, FLOAT. STRUCTRS	62	186	101	553 PERFUMERY, COSMETICS, ETC.	2 654	12 225	6 990
800 CPL IND PLANT CHAP 90/94	47	2 850	1 664	554 SOAP, CLEANERS, POLISH, ETC	4 703	3 774	2 160
812 PLUMBNG, SANITRY, EQPT, ETC	257	398	228	562 FERTILIZER, EXCEPT GRP272	.	.	.
813 LIGHTING FIXTURES ETC. NES	288	1 279	725	571 POLYMERS OF ETHYLENE	12 760	8 428	4 775
821 FURNITURE, CUSHIONS, ETC.	2 932	5 627	3 188	572 POLYMERS OF STYRENE	7 078	3 601	2 066
831 TRUNK, SUIT-CASES, BAG, ETC	77	1 587	885	573 POLYMERS, VINYL CHLORIDE	6 483	16 795	9 548
841 MENS, BOYS CLOTHNG, X-KNIT	7	125	67	574 POLYACETAL, POLYCARBONATE	21 523	20 555	11 649
842 WOMEN, GIRL CLOTHNG, XKNIT	19	755	421	575 OTH. PLASTIC, PRIMARY FORM	96 543	70 034	39 732
844 WOMEN, GIRLS CLOTHNG, KNIT	4	104	56	579 PLASTIC WASTE, SCRAP ETC	589	160	91
845 OTHR. TEXTILE APPAREL, NES	34	389	210	581 PLASTIC TUBE, PIPE, HOSE	2 632	7 402	4 168
846 CLOTHING ACCESSRS, FABRIC	22	223	127	582 PLASTIC PLATE, SHEETS, ETC	152 470	185 554	105 570
848 CLOTHNG, NONTEXTL; HEADGEAR	294	3 023	1 732	583 MONOFILAMENT OF PLASTICS	899	1 449	829
851 FOOTWEAR	1 342	3 834	2 169	591 INSECTICIDES, ETC.	4 536	11 277	6 460
871 OPTICAL INSTRUMENTS, NES	91	4 784	2 717	592 STARCHES, INULIN, ETC.	1 859	8 012	4 537
872 MEDICAL INSTRUMENTS NES	299	11 671	6 576				
873 METERS, COUNTERS, NES	870	7 011	3 969				

7 IMPORTS AND EXPORTS (SPECIAL TRADE) BY COUNTRIES OF PRODUCTION AND CONSUMPTION AND BY GROUPS OF THE SITC-REV. III 1988

GROUP DESCRIPTION	DT = 100 KG	1 000 DM	1 000 \$	GROUP DESCRIPTION	DT = 100 KG	1 000 DM	1 000 \$
593 EXPLOSIVES, PYROTECHNICS	135	440	258	793 SHIP, BOAT, FLOAT. STRUCTRS	1 232	3 273	1 856
597 PREPRD ADDITIVES, LIQUIDS	1 338	4 183	2 366	811 PREFABRICATED BUILDINGS	226	87	50
598 MISC. CHEMICAL PRODS. NES	43 163	130 456	74 267	812 PLUMBING, SANITRY, EQPT. ETC	166	437	242
611 LEATHER	4 546	18 835	10 769	813 LIGHTING FIXTURES ETC. NES	1 208	10 071	5 707
612 MANUFACT. LEATHER ETC. NES	70	382	216	821 FURNITURE, CUSHIONS, ETC.	4 264	6 967	3 943
621 MATERIALS OF RUBBER	5 858	27 051	15 374	831 TRUNK, SUIT-CASES, BAG, ETC	4 996	12 417	7 071
625 RUBBER TYRES, TUBES, ETC.	348 164	232 173	131 812	841 MENS, BOYS CLOTHNG, X-KNIT	18 957	76 829	43 817
629 ARTICLES OF RUBBER, NES	11 806	69 954	39 800	842 WOMEN, GIRL CLOTHNG, X-KNIT	1 136	6 760	3 850
633 CORK MANUFACTURES	30	170	97	843 MENS, BOYS CLOTHING, KNIT	41	372	212
634 VENEERS, PLYWOOD, ETC.	1 009	919	521	844 WOMEN, GIRLS CLOTHING. KNIT	74	534	325
635 WOOD MANUFACTURES, NES	1 515	2 294	1 304	845 OTHR. TEXTILE APPAREL, NES	652	4 271	2 443
641 PAPER AND PAPERBOARD	107 314	90 051	50 742	846 CLOTHING ACCESSRS, FABRIC	3 593	24 532	13 895
642 PAPER, PAPERBOARD, CUT ETC	22 861	30 308	17 241	848 CLOTHING, NONXTL; HEADGEAR	1 539	9 440	5 364
651 TEXTILE YARN	22 422	25 428	14 449	851 FOOTWEAR	1 002	4 323	2 431
652 COTTON FABRICS, WOVEN	8 122	16 004	9 171	871 OPTICAL INSTRUMENTS, NES	6 790	112 463	64 206
653 FABRICS, MAN-MADE FIBRES	33 974	162 925	92 653	872 MEDICAL INSTRUMENTS NES	17 283	225 990	128 511
654 OTH. TEXTILE FABRIC, WOVEN	931	4 737	2 666	873 METERS, COUNTERS, NES	1 383	16 194	9 180
655 KNIT. CROCHET. FABRIC NES	1 685	6 928	3 957	874 MEASURE, CONTROL INSTRMNT	21 601	511 730	291 309
656 TULLE, LACE, EMBROIDRY, ETC	2 982	7 022	4 023	881 PHOTOGRAPH APPAR. ETC. NES	25 211	599 256	340 183
657 SPECIAL YARN, XTLL. FABRIC	24 287	88 931	51 011	882 PHOTO. CINEMATOGRPH. SUPPL	121 412	513 181	291 817
658 TEXTILE ARTICLES NES	742	3 475	1 954	883 CINE. FILM EXPOSD. DEVELPD	3	150	87
659 FLOOR COVERINGS, ETC.	646	350	204	884 OPTICAL GOODS NES	6 353	245 266	139 370
661 LIME, CEMENT, CONSTR. MATRL	1 116	196	112	885 WATCHES AND CLOCKS	5 999	201 596	113 909
662 CLAY, REFRCT. CONSTR. MATRL	28 218	8 002	4 555	891 ARMS AND AMMUNITION	326	3 553	2 022
663 MINERAL MANUFACTURES, NES	13 026	66 342	37 625	892 PRINTED MATTER	25 364	61 742	34 973
664 GLASS	27 752	25 955	14 681	893 ARTICLES, NES, OF PLASTICS	19 774	66 989	37 927
665 GLASSWARE	4 321	9 858	5 595	894 BABY CARRIAGE, TOYS, GAMES	20 169	120 936	68 576
666 POTTERY	23 828	31 639	17 914	895 OFFICE, STATIONERY SUPPLS	17 116	102 767	58 348
667 PEARLS, PRECIOUS STONES				896 WORKS OF ART, ANTIQUE ETC	147	2 395	1 363
671 PIG IRON, SPIEGELEISN, ETC	7 155	2 895	1 628	897 GOLD, SILVERWARE, JEWEL NES	121	14 780	8 384
672 INGOTS ETC. IRON OR STEEL	681	233	130	898 MUSICAL INSTRUMENTS, ETC.	248 854	777 965	443 086
673 FLAT-ROLLED IRON ETC.	37 944	11 819	6 749	899 MISC MANUFCTRD GOODS NES	31 683	87 785	49 920
674 FLAT-ROLLED PLATED IRON	176 739	20 677	11 753	961 COIN NONGOLD NONCURRENT	4	468	268
675 FLAT-ROLLED, ALLOY STEEL	98 452	38 663	22 026	971 GOLD, NONMONTRY EXCL ORES		1 042	593
676 IRON, STL. BAR, SHAPES ETC.	200 665	38 659	21 991	972		1 223	123
678 WIRE OF IRON OR STEEL	11 312	8 417	4 762				
679 TUBES, PIPES, ETC. IRON, STL	39 401	27 694	15 735	EXPORTS	9 304 848	13 111 084	7 456 217
681 SILVER, PLATINUM, ETC.	2	274	156	001 LIVE ANIMALS	188	2 781	1 589
682 COPPER	10 956	14 455	8 212	012 OTHER MEAT, MEAT OFFAL	305	75	43
683 NICKEL	628	1 478	834	017 MEAT, OFFL. PRPD, PRSVD, NES	987	1 012	559
684 ALUMINIUM	44 392	28 656	16 178	022 MILK AND CREAM	585 093	115 863	64 815
686 ZINC	50	68	37	024 CHEESE AND CURD	96 553	30 145	16 896
687 TIH	1 112	1 423	833	025 EGGS, BIRDS, YOLKS, ALBUMIN	6 941	4 826	2 687
689 MISC. NON-FERR. BASE METAL	12 861	20 158	11 491	034 FISH, FRESH, CHILLED, FROZN	78	2 691	1 539
691 METALLIC STRUCTURES NES	176	447	255	035 FISH, DRIED, SALTED, SMOKED	1 819	1 828	1 058
692 CONTAINERS, STORAGE, TRNSP	369	1 069	1 602	037 FISH ETC. PRPDP, PRSVD. NES	12 161	8 537	4 898
693 WIRE PRODUCTS EXCL. ELECT	3 154	2 838	1 602	043 BARLEY, UNMILLED	1 713	71	38
694 NAILS, SCREWS, NUTS, ETC.	46 789	42 058	23 793	044 MAIZE UNMILLED	212	71	41
695 TOOLS	22 273	148 330	84 314	048 CEREAL PREPARATIONS	473 628	23 983	13 652
696 CUTLERY	31 795	75 452	42 809	054 VEGETABLES	39 622	46 486	27 367
697 HOUSEHOLD EQUIPMENT, NES	14 059	16 186	9 119	056 VEGETABLES, PRPD, PRSVD, NES	23 714	5 928	3 328
699 MANUFACT. BASE METAL, NES	38 916	72 687	41 424	057 FRUIT, NUTS EXCL. OIL NUTS	311	369	202
711 STEAM GENER. BOILERS, ETC.	2 707	7 953	4 628	058 FRUIT, PRESERVED, PREPARED	662	447	254
712 STEAM TURBINES	1 010	1 814	1 078	059 FRUIT, VEGETABLE JUICES	42 301	10 880	6 318
713 INTRNL COMBUS PSTN ENGIN	55 915	156 202	88 717	061 SUGARS, MOLASSES, HONEY	192 789	23 667	13 459
714 ENGINES, MOTORS NON-ELECT	1 298	11 454	6 524	062 SUGAR CONFECTIONERY	4 950	3 005	1 714
716 ROTATING ELECTRIC PLANT	17 820	90 008	51 006	071 COFFEE, COFFEE SUBSTITUTE	19 395	36 158	20 322
718 OTH. POWR. GENERTING. MACHNRY	5 443	11 366	6 484	072 COCOA	34 515	22 786	13 197
721 AGRIC. MACHINES, EX. TRACTR	16 409	28 983	16 627	073 CHOCOLATE, OTH. COCOA PREP	18 292	14 366	7 892
722 TRACTORS	14 592	20 745	11 882	074 TEA AND MATE	55	243	138
723 CIVIL ENGINEERING EQUIPT	132 480	162 921	92 608	075 SPICES	669	1 082	615
724 TEXTILE, LEATHER MACHINES	24 975	140 973	80 249	081 ANIMAL FEED STUFF	116 395	33 640	19 133
725 PAPER, PULP MILL MACHINES	9 354	22 692	12 986	091 MARGARINE AND SHORTENING	101	91	50
726 PRINTING, BOOKBINDNG MACHS	10 136	44 566	25 482	098 EDIBLE PROD. PREPRTRS, NES	21 809	10 710	6 094
727 FOOD-PROCESS. MCH. NON DOM	1 454	14 865	8 393	111 NON-ALCOHOL. BEVERAGE, NES	8 781	1 589	927
728 OTH. MACH. PTS, SPLCL INDUST	23 877	236 425	136 148	112 ALCOHOLIC BEVERAGES	159 979	69 413	39 654
731 METAL REMOVAL WORK TOOLS	104 617	382 011	216 259	122 TOBACCO, MANUFACTURED	3 336	6 342	3 579
733 MACH-TOOLS, METAL-NORKING	10 100	36 786	21 075	211 HIDES, SKINS (EX. FURS), RAW	1 053	668	369
735 PARTS, NES, FOR MACH-TOOLS	8 928	44 227	25 132	212 FURSKINS, RAW	1	197	114
737 METALWORKING MACHNRY NES	19 141	43 124	24 095	232 SYNTHETIC RUBBER, ETC.	56 426	17 729	10 093
741 HEATNG, COOLNG EQUP, PART	97 139	68 277	38 695	245 FUEL WOOD, WOOD CHARCOAL	361	161	90
742 PUMPS FOR LIQUIDS, PARTS	6 991	25 782	14 653	246 WOOD IN CHIPS, PARTICLES	1 027	82	45
743 PUMPS NES, CENTRIFUGS ETC	90 819	305 578	173 750	247 WOOD ROUGH, ROUGH SQUARED	2 382	261	144
744 MECHANICAL HANDNG EQUP	112 615	109 650	62 249	248 WOOD, SIMPLY WORKED	10 018	3 997	2 231
745 OTH. NONELEC MCH, TOOL, NES	11 309	75 440	43 035	251 PULP AND WASTE PAPER	2 455	482	269
746 BALL OR ROLLER BEARINGS	94 251	187 338	106 538	261 SILK	1 869	2 135	1 215
747 TAPS, COCKS, VALVES, ETC.	6 671	34 692	19 591	263 COTTON	3 485	1 071	604
748 TRANSMISSIONS SHAFTS ETC	75 776	105 799	60 145	266 SYNTHETIC FIBRES	8 276	4 488	2 522
749 NON-ELECT MACH. PARTS, ETC	4 707	29 253	16 695	268 WOOL, OTHER ANIMAL HAIR	10 743	18 666	10 548
751 OFFICE MACHINES	132 254	624 265	357 069	269 WORN CLOTHING, TEXTL. ARTL	24	53	30
752 AUTOMATC. DATA PROC. EQUIP	179 115	1 919 827	1 093 754	272 FERTILIZERS, CRUDE	17 280	765	430
759 PARTS, FOR OFFICE MACHINS	110 676	954 573	542 886	273 STONE, SAND AND GRAVEL	8 521	437	248
761 TELEVISION RECEIVERS ETC	60 486	445 132	253 295	277 NATURAL ABRASIVES, NES	77	1 194	675
762 RADIO-BROADCAST RECEIVER	54 806	425 805	241 979	278 OTHER CRUDE MINERALS	104 132	3 350	1 882
763 SOUND RECORDER, PHONOGRPH	182 154	1 305 022	741 667	285 ALUMINIUM ORE, CONCTR. ETC	9 989	5 231	2 952
764 TELECOMM. EQUIP. PARTS NES	243 984	2 471 043	1 402 705	287 ORE, CONCENTR. BASE METALS	80	222	127
771 ELECT POWER MACHNRY PARTS	26 233	112 798	64 347	288 NON-FERROUS WASTE, SCRAP	21 583	5 072	2 942
772 ELEC. SWITCH. RELAY. CIRCUIT	32 564	422 246	239 933	291 CRUDE ANIMAL MATERLS, NES	2 673	18 993	10 777
773 ELECTR DISTRIB. EQPT NES	9 389	47 638	26 992	292 CRUDE VEG. MATERIALS, NES	5 134	14 453	8 212
774 ELECTRO-MEDCL. XRAY EQUIP	3 850	108 540	61 545	322 BRIQUETTES, LIGNITE, PEAT	10 369	504	286
775 DOM. ELEC. NON-ELEC. EQUIPT	115 142	248 087	140 557	325 COKE, SEMI-COKE, RET. CARBN	149 301	4 276	2 443
776 TRANSISTORS, VALVES, ETC.	73 266	1 353 841	768 982	334 PETROLEUM PRODUCTS	54 402	9 009	5 063
778 ELECTRIC. MACH. APPART. NES	161 458	994 578	563 691	335 RESIDUAL PETROL. PRODUCTS	2 298	765	433
781 PASS. MOTOR VEHCLS. EX. BUS	4 955 064	6 412 261	3 650 775	411 ANIMAL OILS AND FATS	597	115	63
782 GOODS, SPLCL TRANSPORT VEH	155 738	150 332	84 936	431 ANIMAL, VEG. FATS, OILS, NES	7 574	3 241	1 827
784 PARTS, TRACTORS, MOTOR VEH	262 244	479 570	273 032	511 HYDROCARBONS, NES, DERIVTS	114 021	26 957	15 236
785 CYCLES, MOTORCYCLES ETC.	213 635	543 245	314 154	512 ALCOHOL, PHENOL, ETC. DERIV	390 105	93 758	53 177
786 TRAILERS, SEMI-TRAILR, ETC	12 004	1 984	1 114	513 CARBOXYLIC ACIDS, DERIVTS	184 765	63 690	36 158
792 AIRCRAFT, ASSOCTD. EQUIPNT	424	26 045	14 637				



7 IMPORTS AND EXPORTS (SPECIAL TRADE) BY COUNTRIES OF PRODUCTION AND CONSUMTION AND BY GROUPS OF THE SITC-REV. III 1988

GROUP DESCRIPTION	DT = 100 KG	1 000 DM	1 000 \$	GROUP DESCRIPTION	DT = 100 KG	1 000 DM	1 000 \$
291 CRUDE ANIMAL MATERLS.NES	5 965	3 655	2 073	761 TELEVISION RECEIVERS ETC	22 216	66 008	37 408
292 CRUDE VEG.MATERIALS, NES	5 914	3 508	2 017	762 RADIO-BROADCAST RECEIVER	68 035	151 097	86 136
411 ANIMAL OILS AND FATS	1 205	151	88	763 SOUND RECORDER,PHONOGRPH	7 764	36 731	20 637
512 ALCOHOL,PHENOL,ETC.DERIV	46	163	94	764 TELECOMM.EQUIP.PARTS NES	70 522	139 931	79 529
513 CARBOXYLIC ACIDS,DERIVTS	5 318	1 389	781	771 ELECT.POWER MACHNY.PARTS	14 631	39 198	22 236
514 NITROGEN-FUNCT.COMPOUNDS	13 362	7 564	4 930	772 ELEC.SWITCH.RELAY.CIRCUIT	15 695	66 685	37 831
515 ORGANO-INORGANIC COMPNDNS	3 605	5 977	3 456	773 ELECTR.DISTRIB.EQPT NES	25 369	42 900	24 253
516 OTHER ORGANIC CHEMICALS	2 777	3 879	2 192	774 ELECTRO-MEDCL.XRAY EQUIP	24	442	250
522 INORGANIC CHEM.ELEMENTS	26 718	2 676	1 517	775 DOM.ELEC.NON-ELEC.EQUIPT	4 202	8 294	4 707
523 METAL.SALTS,INORGAN.ACID	2 941	576	323	776 TRANSISTORS,VALVES,ETC.	14 974	253 626	144 346
524 OTHER CHEMICAL COMPOUNDS	2 107	525	295	778 ELECTRIC.MACH.APPART.NES	58 578	157 474	89 316
525 RADIO-ACTIVE MATERIALS	19	773	450	783 TRACTORS,MOTOR VEH	8 428	6 838	3 848
531 SYNTH.COLOURS,LAKES,ETC.	451	759	416	785 CYCLES,MOTORCYCLES ETC.	54 267	53 629	30 363
532 DYEING,TANNING MATERIALS	18	112	64	786 TRAILERS,SEMI-TRAILR,ETC	5 277	2 229	1 277
533 PIGMENTS, PAINTS, ETC.	67	90	50	792 AIRCRAFT, ASSOCTD. EQUIPNT	10	159	86
541 MEDICINES, ETC. EXC. GRP542	1 352	3 028	1 706	793 SHIP, BOAT, FLOAT. STRUCTRS	14 793	13 208	7 563
551 ESSNTL. OIL, PERFUME, FLAVR	130	281	157	812 PLUMBNG, SANITRY, EQPT.ETC	43	79	44
553 PERFUMERY, COSMETICS, ETC.	7 840	13 395	7 600	813 LIGHTNG FIXTURES ETC.NES	37 232	48 878	27 525
554 SOAP, CLEANERS, POLISH, ETC	227	153	92	821 FURNITURE, CUSHIONS, ETC.	127 586	69 040	39 295
562 FERTILIZER, EXCEPT GRP272	1 810	88	49	831 TRUNK, SUIT-CASES, BAG, ETC	114 077	159 562	90 704
571 POLYMERS OF ETHYLENE	638	323	176	841 MENS,BOYS CLOTHNG,X-KNIT	27 373	98 669	55 982
572 POLYMERS OF STYRENE	25 712	7 509	4 278	842 WOMEN,GIRL CLOTHNG,XKNIT	32 710	148 927	84 596
573 POLYMERS,VINYL CHLORIDE	16	61	36	843 MENS,BOYS CLOTHNG,KNIT	6 757	24 637	14 259
574 POLYACETAL,POLYCARBONATE	14 976	4 466	2 536	844 WOMEN,GIRLS CLOTHNG.KNIT	11 918	40 613	23 122
575 OTH.PLASTIC,PRIMARY FORM	24 358	8 876	5 066	845 OTHR.TEXTILE APPAREL,NES	53 783	205 818	116 000
579 PLASTIC WASTE, SCRAP ETC	54	62	34	846 CLOTHING ACCESSRS,FABRIC	11 767	38 616	21 709
581 PLASTIC TUBE,PIPE,HOSE	526	977	556	848 CLOTHNG,NONXTXL;HEADGEAR	32 096	49 705	28 097
582 PLASTIC PLATE,SHEETS,ETC	17 885	11 775	6 602	851 FOOTWEAR	149 395	381 448	216 812
583 MONOFILAMENT OF PLASTICS	356	1 072	593	871 OPTICAL INSTRUMENTS,NES	777	2 254	1 268
591 INSECTICIDES, ETC.	65	109	62	872 MEDICAL INSTRUMENTS,NES	626	2 209	1 249
592 STARCHES,INULIN,ETC.	1 488	1 040	581	873 METERS,COUNTERS,NES	628	3 467	1 955
593 EXPLOSIVES, PYROTECHNICS	795	455	255	874 MEASURE,CONTROL INSTRMNT	5 782	29 184	16 600
598 MISC.CHEMICAL PRDCTS.NES	4 936	1 121	628	881 PHOTOGRAPH APPAR,ETC.NES	4 342	32 501	18 525
611 LEATHER	1 479	4 564	2 594	882 PHOTO.CINEMATOGRPH.SUPPL	9	83	49
612 MANUFACT. LEATHER ETC.NES	697	1 078	616	884 OPTICAL GOODS NES	4 204	23 314	13 404
621 MATERIALS OF RUBBER	818	749	418	885 WATCHES AND CLOCKS	7 402	25 398	14 308
625 RUBBER TYRES,TUBES,ETC.	42 963	23 324	13 260	891 ARMS AND AMMUNITION	92	421	233
629 ARTICLES OF RUBBER, NES	11 063	10 990	6 235	892 PRINTED MATTER	3 050	4 813	2 714
634 VENEERS, PLYWOOD, ETC.	41 924	10 489	5 989	893 ARTICLES,NES,OF PLASTICS	127 111	105 720	60 106
635 WOOD MANUFACTURES, NES	23 755	22 545	12 752	894 BABY CARRIAGE, TOYS,GAMES	259 946	313 563	177 513
641 PAPER AND PAPERBOARD	609	515	287	895 OFFICE,STATIONERY SUPPLS	4 214	8 801	4 968
642 PAPER,PAPERBOARD,CUT ETC	7 490	8 434	4 770	896 WORKS OF ART,ANTIQUE ETC	531	1 141	653
651 TEXTILE YARN	46 371	28 947	16 486	897 GOLD,SILVERWARE,JEWEL NES	3 928	36 138	20 429
652 COTTON FABRICS, WOVEN	14 840	18 850	10 710	898 MUSICAL INSTRUMENTS,ETC.	10 662	24 373	13 801
653 FABRICS,MAN-MADE FIBRES	82 103	84 192	47 792	899 MISC MANUFCTRD GOODS NES	93 288	124 389	70 763
654 OTH.TEXTILE FABRIC,WOVEN	3 630	2 527	1 436				
655 KNIT.CROCHET.FABRIC NES	456	673	388	EXPORTS	4 502 115	3 115 332	1 768 118
656 TULLE,LACE,EMBROIDRY,ETC	2 344	7 775	4 420	001 LIVE ANIMALS	86	458	261
657 SPECIAL YARN,XTXL.FABRIC	5 345	5 035	2 881	017 MEAT,OFFL.PRPD,PRSDV,NES	141	332	188
658 TEXTILE ARTICLES NES	16 377	25 416	14 474	022 MILK AND CREAM	55 661	13 383	7 830
661 LIME,CEMENT,CONSTR.MATRL	42 526	11 748	6 619	025 EGGS,BIRDS,YOLKS,ALBUMIN	658	139	81
662 CLAY,REFRCT.CONSTR.MATRL	9 442	1 215	711	034 FISH,FRESH,CHILLED,FROZN	30	3 710	2 106
663 MINERAL MANUFACTURES,NES	4 874	3 491	1 971	037 FISH ETC.PRPD,PRSDV,NES	29	156	89
664 GLASS	13 747	6 525	3 892	048 CEREAL PREPARATIONS	632	258	142
665 GLASSWARE	9 113	14 018	7 860	054 VEGETABLES	4 343	2 351	1 359
666 POTTERY	92 073	70 128	39 734	056 VEGETABLES,PRPD,PRSDV,NES	737	273	163
667 PEARLS,PRECIOUS STONES	.	.	.	057 FRUIT,NUTS EXCL.OIL NUTS	563	473	272
671 PIG IRON,SPIEGELISEN,ETC	5 020	928	517	058 FRUIT,PRESERVED,PREPARED	1 413	1 027	572
672 INGOTS ETC.IRON OR STEEL	388 465	82 421	47 327	059 FRUIT,VEGETABLE JUICES	1 407	144	81
676 IRON,STL.BAR,SHAPES ETC.	236	98	57	061 SUGARS,MOLASSES,HONEY	6 615	700	405
678 WIRE OF IRON OR STEEL	934	511	289	062 SUGAR CONFECTIONERY	5 040	1 803	1 028
679 TUBES,PIPES,ETC.IRON,STL	6 748	5 058	2 870	071 COFFEE,COFFEE SUBSTITUTE	807	1 544	885
682 COPPER	1 456	1 863	1 039	073 CHOCOLATE,OTH.COCOA PREP	496	532	299
684 ALUMINIUM	31	57	34	074 TEA AND MATE	53	95	56
689 MISC.NON-FERR.BASE METAL	47	702	382	081 ANIMAL FEED STUFF	33 403	5 485	3 105
691 METALLIC STRUCTURES NES	1 026	567	319	098 EDIBLE FRD,PREPRNTS,NES	1 574	1 201	678
692 CONTAINERS,STORAGE,TRNSP	555	594	335	111 NON-ALCOHOL.BEVERAGE,NES	4 002	599	334
693 WIRE PRODUCTS EXCL.ELECT	1 125	580	323	112 ALCOHOLIC BEVERAGES	34 527	5 555	3 126
694 NAILS,SCREWS,NUTS,ETC.	119 255	44 535	25 161	122 TOBACCO, MANUFACTURED	1 367	2 324	1 313
695 TOOLS	137 373	99 056	56 143	232 SYNTHETIC RUBBER, ETC.	13 258	3 567	1 998
696 CUTLERY	9 519	14 176	7 991	247 WOOD ROUGH,ROUGH SQUARED	1 444	120	68
697 HOUSEHOLD EQUIPMENT,NES	83 332	45 107	25 529	248 WOOD, SIMPLY WORKED	776	268	157
699 MANUFACTS.BASE METAL,NES	62 581	53 546	30 267	251 PULP AND WASTE PAPER	192 906	6 449	3 661
713 INTRNL COMBUS PSTN ENGIN	291	748	412	266 SYNTHETIC FIBRES	52 276	13 837	7 881
716 ROTATING ELECTRIC PLANT	3 865	16 065	9 156	268 WOOD, OTHER ANIMAL HAIR	3 446	6 301	3 497
718 OTH.POWR.GENRTNG.MACHNRY	11	59	33	272 FERTILIZERS, CRUDE	30 234	1 173	669
721 AGRIC.MACHINES,EX.TRACTR	146	121	68	273 STONE, SAND AND GRAVEL	2 840	216	121
723 CIVIL ENGINEERING EQIPT	80	86	48	278 OTHER CRUDE MINERALS	15 315	1 588	894
724 TEXTILE,LEATHER MACHINES	28 209	50 791	28 903	285 ALUMINIUM ORE,CONCTR.ETC	369	123	70
725 PAPER,PULP MILL MACHINES	253	246	139	288 NON-FERROUS WASTE,SCRAP	117 835	15 175	8 570
726 PRINTNG,BOOKBINDNG MACHS	128	347	197	291 CRUDE ANIMAL MATERLS.NES	2 114	4 339	2 427
727 FOOD-PROCESS.MCH.NON DM	187	193	110	292 CRUDE VEG.MATERIALS, NES	144	508	289
728 OTH.MACH,PTS,SPCL INDUST	8 898	7 815	4 434	334 PETROLEUM PRODUCTS	25 400	5 566	3 150
731 METAL REMOVAL WORK TOOLS	63 175	52 102	29 797	335 RESIDUAL PETROL.PRODUCTS	13 705	1 154	647
733 MACH-TOOLS,METAL-WORKING	595	969	550	411 ANIMAL OILS AND FATS	45	51	31
735 PARTS,NES,FOR MACH-TOOLS	2 457	2 993	1 675	421 FIXED VEG.FAT,OILS,SOFT	17 694	1 474	821
737 METALWORKING MACHNRY NES	377	999	564	422 FIXED VEG.FAT,OILS,OTHER	187	84	46
741 HEATNG.COOLNG EQIPT,PART	530	1 305	744	431 ANIMAL,VEG.FATS,OILS,NES	14 488	2 679	1 522
742 PUMPS FOR LIQUIDS,PARTS	1 172	1 088	612	511 HYDROCARBONS,NES,DERIVTS	65 442	8 104	4 620
743 PUMPS NES,CENTRIFUGS ETC	19 002	17 063	9 694	512 ALCOHOL,PHENOL,ETC.DERIV	574 447	78 778	44 753
744 MECHANICAL HANDLING EQUIP	21 047	7 296	4 166	513 CARBOXYLIC ACIDS,DERIVTS	185 626	31 886	18 017
745 OTH.NONELEC MCH,TOOL,NES	14 415	22 237	12 573	514 NITROGEN-FUNCT.COMPOUNDS	118 808	59 445	33 583
746 BALL OR ROLLER BEARINGS	8 245	10 417	5 897	515 ORGANO-INORGANIC COMPNS	17 625	19 688	11 173
747 TAPS,COCKS,VALVES,ETC.	2 464	5 637	3 194	516 OTHER ORGANIC CHEMICALS	186 179	24 841	13 578
748 TRANSMISSIONS SHAFTS ETC	5 142	4 023	2 283	522 INORGANIC CHEM.ELEMENTS	102 388	42 787	24 424
749 NON-ELECT MACH.PARTS,ETC	576	2 134	1 183	523 METAL.SALTS,INORGAN.ACID	237 594	23 386	13 204
751 OFFICE MACHINES	6 914	37 162	21 103	524 OTHER CHEMICAL COMPOUNDS	5 015	3 178	1 824
752 AUTOMATC.DATA PROC.EQUIP	77 680	588 863	335 395	525 RADIO-ACTIVE MATERIALS		72	42
759 PARTS,FOR OFFICE MACHINS	29 055	176 889	100 764				

7 IMPORTS AND EXPORTS (SPECIAL TRADE) BY COUNTRIES OF PRODUCTION AND CONSUMPTION AND BY GROUPS OF THE SITC-REV. III 1988

GROUP DESCRIPTION	DT = 100 KG	1 000 DM	1 000 \$	GROUP DESCRIPTION	DT = 100 KG	1 000 DM	1 000 \$
531 SYNTH.COLOURS,LAKES,ETC.	21 642	64 125	36 643	749 NON-ELECT MACH.PARTS,ETC	1 290	6 211	3 515
532 DYEING,TANNING MATERIALS	61 531	11 322	6 439	751 OFFICE MACHINES	265	1 344	766
533 PIGMENTS, PAINTS, ETC.	63 658	44 267	25 100	752 AUTOMATC.DATA PROC.EQUIP	418	13 018	7 286
541 MEDICINES,ETC.EXC.GRPS42	2 697	16 377	9 198	759 PARTS,FOR OFFICE MACHINS	2 788	33 932	19 262
542 MEDICAMENTS	7 286	30 699	17 402	761 TELEVISION RECEIVERS ETC	1 159	3 341	1 909
551 ESSNTL.OIL,PERFUME,FLAVR	1 050	3 045	1 731	762 RADIO-BROADCAST RECEIVER	368	4 160	2 344
553 PERFUMERY,COSMETICS,ETC.	2 307	3 450	1 962	763 SOUND RECORDER,PHONOGRPH	70	639	358
554 SOAP,CLEANERS,POLISH,ETC	38 378	14 673	8 288	764 TELECOMM.EQUIP.PARTS NES	2 658	23 681	13 528
562 FERTILIZER,EXCEPT GRP272	17 606	1 450	823	771 ELECT POWER MACHNY.PARTS	4 462	7 520	4 223
571 POLYMERS OF ETHYLENE	42 911	7 567	4 435	772 ELEC SWITCH.RELAY.CIRCUIT	8 599	51 685	29 269
572 POLYMERS OF STYRENE	2 128	556	316	773 ELECTR DISTRIBT.EQPT NES	2 790	3 763	2 123
573 POLYMERS,VINYL CHLORIDE	30 562	8 267	4 580	774 ELECTRO-MEDCL,XRAY EQUIP	535	11 068	6 251
574 POLYACETAL,POLYCARBONATE	30 385	13 992	7 961	775 DOM.ELEC,NON-ELEC.EQUIPT	3 396	6 917	3 915
575 OTH.PLASTIC,PRIMARY FORM	161 899	69 145	39 096	776 TRANSISTORS,VALVES,ETC.	11 281	133 624	76 285
579 PLASTIC WASTE, SCRAP ETC	1 005	217	119	778 ELECTRIC MACH.APPART.NES	23 277	44 471	25 002
581 PLASTIC TUBE,PIPE,HOSE	660	672	380	781 PASS.MOTOR VEHCLS.EX.BUS	191 367	492 229	282 036
582 PLASTIC PLATE,SHEETS,ETC	20 624	26 000	14 772	782 GOODS,SPCL TRANSPORT VEH	1 757	4 067	2 269
583 MONOFILAMENT OF PLASTICS	1 872	1 101	621	783 ROAD MOTOR VEHICLES NES	1 365	1 916	1 094
591 INSECTICIDES, ETC.	11 295	13 151	7 455	784 PARTS,TRACTORS,MOTOR VEH	15 462	39 484	22 439
592 STARCHES,INULIN,ETC.	213 779	7 381	4 247	785 CYCLES,MOTORCYCLES ETC.	1 616	1 762	980
593 EXPLOSIVES,PYROTECHNICS	357	344	200	786 TRAILERS,SEMI-TRAILR,ETC	8 509	4 055	2 267
597 PREPRD ADDITIVES,LIQUIDS	51 876	22 075	12 464	791 RAILWAY VEHICLES.EQUIPNT	1 021	1 874	1 066
598 MISC.CHEMICAL PRDCTS.NES	153 574	73 647	41 839	792 AIRCRAFT,ASSOCTD.EQUIPNT	34	5 991	3 426
600 CPL IND PLANT CHAP 69-76	358	1 487	892	793 SHIP,BOAT,FLOAT STRUCTRS	25	99	57
611 LEATHER	2 684	3 105	1 727	800 CPL IND PLANT CHAP 90/94	5	964	517
612 MANUFACT. LEATHER ETC.NES	9	134	73	812 PLUMBNG,SANITRY,EQPT.ETC	692	525	300
621 MATERIALS OF RUBBER	688	1 615	915	813 LIGHTNG FIXTURES ETC.NES	419	1 678	944
625 RUBBER TYRES,TUBES,ETC.	6 458	4 291	2 414	821 FURNITURE,CUSHIONS,ETC.	3 744	4 003	2 261
629 ARTICLES OF RUBBER, NES	855	1 855	1 051	831 TRUNK,SUIT-CASES,BAG,ETC	147	934	522
634 VENEERS, PLYWOOD, ETC.	26 916	3 136	1 772	841 MENS,BOYS CLOTHNG,X-KNIT	13	253	138
635 WOOD MANUFACTURES, NES	2 599	812	457	842 WOMEN,GIRL CLOTHNG,XKNIT	49	2 458	1 360
641 PAPER AND PAPERBOARD	21 004	6 429	3 619	844 WOMEN,GIRLS CLOTHNG.KNIT	21	405	224
642 PAPER,PAPERBOARD,CUT ETC	22 056	15 265	8 593	845 OTHR.TEXTILE APPAREL,NES	53	1 112	614
651 TEXTILE YARN	8 094	6 450	3 659	846 CLOTHING ACCESSRS,FABRIC	34	434	236
652 COTTON FABRICS, WOVEN	2 077	10 083	5 578	848 CLOTHNG,NONTXLT;HEADGEAR	127	2 116	1 209
653 FABRICS,MAN-MADE FIBRES	2 440	7 730	4 380	851 FOOTWEAR	1 508	5 772	3 276
654 OTH.TEXTILE FABRIC,WOVEN	6 638	8 137	4 568	871 OPTICAL INSTRUMENTS,NES	100	3 870	2 196
655 KNIT.CROCHET.FABRIC NES	268	1 992	1 119	872 MEDICAL INSTRUMENTS NES	560	13 908	7 868
656 TULLE,LACE,EMBROIDRY.ETC	41	511	279	873 METERS,COUNTERS,NES	53	1 164	650
657 SPECIAL YARN,TXTL.FABRIC	3 525	7 102	4 042	874 MEASURE,CONTROL INSTRMNT	4 532	94 390	54 120
658 TEXTILE ARTICLES NES	56	298	168	881 PHOTOGRAPH APPAR.ETC.NES	935	6 873	3 900
659 FLOOR COVERINGS, ETC.	628	409	226	882 PHOTO.CINEMATOGRPH.SUPPL	3 182	3 504	1 979
661 LIME,CEMENT,CONSTR.MATRL	1 145	154	87	883 CINE.FILM EXPOSD.DEVELPD	3	100	52
662 CLAY,REFRCT.CONSTR.MATRL	68 656	15 599	8 748	884 OPTICAL GOODS NES	72	3 729	2 090
663 MINERAL MANUFACTURES,NES	20 586	19 374	10 926	885 WATCHES AND CLOCKS	391	3 716	2 100
664 GLASS	22 840	6 979	3 962	891 ARMS AND AMMUNITION	20	103	60
665 GLASSWARE	1 374	2 355	1 314	892 PRINTED MATTER	1 562	7 128	4 049
666 POTTERY	128	349	199	893 ARTICLES,NES,OF PLASTICS	5 362	7 500	4 281
667 PEARLS,PRECIOUS STONES	.	.	.	894 BABY CARRIAGE,TOYS,GAMES	1 898	3 352	1 924
671 PIG IRON, SPIEGELEISN,ETC	3 391	3 648	2 109	895 OFFICE,STATIONERY SUPPLS	1 297	5 181	2 912
672 INGOTS ETC.IRON OR STEEL	7 598	479	285	896 WORKS OF ART,ANTIQUE ETC	6	240	137
673 FLAT-ROLLED IRON ETC.	7 627	1 752	1 008	897 GOLD,SILVERWARE,JEHL NES	8	2 417	1 358
674 FLAT-ROLLED PLATED IRON	3 582	1 435	816	898 MUSICAL INSTRUMENTS,ETC.	1 357	7 301	4 116
675 FLAT-ROLLED, ALLOY STEEL	359 429	61 914	33 470	899 MISC MANUFACTRD GOODS NES	595	4 076	2 308
676 IRON, STL. BAR, SHAPES ETC.	40 123	6 219	3 535	941 COMPL IND PLANT CHAPT 99	1	71	42
677 RAILWAY TRACK IRON,STEEL	558	722	420	971 GOLD,NONMONTY EXCL DRES	1	976	561
678 WIRE OF IRON OR STEEL	2 370	2 523	1 419				
679 TUBES,PIPES,ETC.IRON,STL	61 268	14 750	8 339	HONG KONG			
681 SILVER,PLATINUM,ETC.	157	2 509	1 427				
682 COPPER	50 612	31 824	18 118	IMPORTS	1 354 126	4 597 053	2 608 051
683 NICKEL	600	1 791	1 022	001 LIVE ANIMALS	47	565	321
684 ALUMINIUM	39 705	26 676	15 019	034 FISH,FRESH,CHILLED,FROZN	55	738	422
685 LEAD	276	70	38	035 FISH,DRIED,SALTED,SMOKED	46	192	109
686 ZINC	2 917	849	482	036 CRUSTACEANS,MOLLUSCS ETC	1 464	1 010	567
689 MISC.NON-FERR.BASE METAL	510	2 190	1 235	037 FISH ETC.PRPD,PRSD,NES	98	58	32
691 METALLIC STRUCTURES NES	3 446	5 041	2 839	045 OTHER CEREALS, UNMILLED	488	208	120
692 CONTAINERS, STORAGE,TRNSP	200	262	150	048 CEREAL PREPARATIONS	2 477	157	88
693 WIRE PRODUCTS EXCL.ELECT	830	1 182	678	054 VEGETABLES	2 885	782	454
694 NAILS,SCREWS,NUTS,ETC.	336	1 427	806	056 VEGETABLES,PRPD,PRSD,NES	5 439	1 546	868
695 TOOLS	3 213	16 272	9 227	058 FRUIT,PRESERVED,PREPARED	3 579	1 178	672
696 CUTLERY	156	1 522	869	062 SUGAR CONFECTIONERY	230	508	282
697 HOUSEHOLD EQUIPMENT,NES	1 094	1 598	889	075 SPICES	210	130	72
699 MANUFACTS.BASE METAL,NES	6 697	9 377	5 319	081 ANIMAL FEED STUFF	167	77	43
700 CPL IND PLANT (84/85/87)	2 390	3 570	1 975	098 EDIBLE PROD.(EX.PRPTNS,NES	4 716	1 581	903
711 STEAM GENER. BOILERS,ETC.	1 335	1 191	677	211 HIDES,SKINS(EX.FURS),RAW	586	179	98
712 STEAM TURBINES	41	296	170	212 FURSKINS, RAW	19	219	119
713 INTRNL COMBUS PSTN ENGIN	1 030	8 384	4 752	223 OILSEED(OTH.FIX.VEG.OIL)	34 638	2 636	1 500
716 ROTATING ELECTRIC PLANT	3 315	11 489	6 488	248 WOOD, SIMPLY WORKED	1 354	180	107
718 OTH.POWR.GENRTNG.MACHNRY	274	2 459	1 393	263 COTTON	3 672	743	426
721 AGRIC.MACHINES,EX.TRACTR	4 222	6 056	3 472	268 WOOL, OTHER ANIMAL HAIR	52	161	93
722 TRACTORS	748	807	450	269 WORN CLOTHING,TEXTL.ARTL	15 490	845	477
723 CIVIL ENGINEERING EQUIPT	3 795	8 223	4 574	277 NATURAL ABRASIVES, NES	356	199	106
724 TEXTILE,LEATHER MACHINES	85 540	257 227	146 567	278 OTHER CRUDE MINERALS	3 703	121	66
725 PAPER,PULP MILL MACHINES	4 089	20 779	11 850	289 PREC.METAL DRES,CONCRTS	.	.	.
726 PRINTNG,BOOKBINDNG MACHS	12 038	51 824	29 085	291 CRUDE ANIMAL MATERLS,NES	1 207	2 210	1 271
727 FOOD-PROCESS.MCH.NON DOM	12 515	24 186	13 215	292 CRUDE VEG.MATERIALS,NES	4 351	2 566	1 467
728 OTH.MACH,PTS,SPCL INDUST	32 528	114 578	65 002	421 FIXED VEG.FAT,OILS,SOFT	173	117	67
731 METAL REMOVAL WORK TOOLS	3 385	17 573	9 788	513 CARBOXYLIC ACIDS,DERIVTS	443	171	100
733 MACH-TOOLS,METAL-WORKING	7 930	24 997	14 325	514 NITROGEN-FUNCT.COMPOUNDS	345	157	91
735 PARTS,NES,FOR MACH-TOOLS	1 261	9 653	5 524	515 ORGANO-INORGANIC CMPNDS	150	285	166
737 METALWORKING MACHNRY NES	4 250	13 980	7 870	516 OTHER ORGANIC CHEMICALS	406	393	218
741 HEATNG.COOLNG EQUIP,PART	.	.	.	522 INORGANIC CHEM.ELEMENTS	2 439	527	293
742 PUMPS FOR LIQUIDS,PARTS	4 162	23 703	13 597	523 METAL.SALTS,INORGAN.ACID	401	84	46
743 PUMPS NES,CENTRIFUGS ETC	13 997	48 152	27 483	531 SYNTH.COLOURS,LAKES,ETC.	51	182	105
744 MECHANICAL HANDLING EQUIP	21 839	36 631	20 647	533 PIGMENTS, PAINTS, ETC.	485	320	177
745 OTH.NONELEC MCH.TOOL,NES	11 798	43 995	24 803	541 MEDICINES,ETC.EXC.GRPS42	295	1 003	568
746 BALL DR ROLLER BEARINGS	1 646	9 806	5 686	551 ESSNTL.OIL,PERFUME,FLAVR	70	223	126
747 TAPS,COCKS,VALVES,ETC.	8 305	32 085	18 228	553 PERFUMERY,COSMETICS,ETC.	168	490	248
748 TRANSMISSIONS SHAFTS ETC	3 206	12 423	7 065				

7 IMPORTS AND EXPORTS (SPECIAL TRADE) BY COUNTRIES OF PRODUCTION AND CONSUMPTION AND BY GROUPS OF THE SITC-REV. III 1983

GROUP DESCRIPTION	DT = 100 KG	1 000 DM	1 000 \$	GROUP DESCRIPTION	DT = 100 KG	1 000 DM	1 000 \$
554 SOAP, CLEANERS, POLISH, ETC	105	106	57	873 METERS, COUNTERS, NES	274	3 508	1 981
572 POLYMERS OF STYRENE	175	55	30	874 MEASURE, CONTROL INSTRMNT	2 297	19 760	11 233
574 POLYACETAL, POLYCARBONATE	12 245	6 178	3 493	881 PHOTOGRAPH APPAR. ETC. NES	6 001	53 311	30 298
575 OTH. PLASTIC, PRIMARY FORM	377	155	85	882 PHOTO. CINEMATOPGRPH. SUPPL	1 213	8 170	4 618
581 PLASTIC TUBE, PIPE, HOSE	173	212	124	883 CINE. FILM EXPOSD. DEVELPD	5	202	115
582 PLASTIC PLATE, SHEETS, ETC	725	406	220	884 OPTICAL GOODS NES	1 837	12 795	7 250
593 EXPLOSIVES, PYROTECHNICS	428	197	109	885 WATCHES AND CLOCKS	29 467	291 006	165 236
598 MISC. CHEMICAL PRODTS. NES	13 205	1 936	1 097	891 ARMS AND AMMUNITION	27	111	64
611 LEATHER	86	254	141	892 PRINTED MATTER	18 190	14 449	8 174
612 MANUFACT. LEATHER ETC. NES	182	989	224	893 ARTICLES, NES, OF PLASTICS	63 235	45 047	25 505
613 FURSKINS, TANNED, DRESSED	107	852	476	894 BABY CARRIAGE, TOYS, GAMES	67 475	99 075	55 925
621 MATERIALS OF RUBBER	112	267	152	895 OFFICE, STATIONERY SUPPLS	3 611	2 967	1 668
625 RUBBER TYRES, TUBES, ETC.	149	131	75	896 WORKS OF ART, ANTIQUE ETC	587	3 627	2 075
629 ARTICLES OF RUBBER, NES	419	614	343	897 GOLD, SILVERWARE, JEWEL NES	4 969	71 218	40 399
635 WOOD MANUFACTURES, NES	3 968	2 893	1 623	898 MUSICAL INSTRUMENTS, ETC.	24 398	36 473	20 819
641 PAPER AND PAPERBOARD	154	95	53	899 MISC MANUFCTRD GOODS NES	24 768	36 789	20 888
642 PAPER, PAPERBOARD, CUT ETC	9 233	7 508	4 231	961 COIN NONGOLD NONCURRENT	.	.	.
651 TEXTILE YARN	505	442	241	971 GOLD, NONMONTY EXCL DRES	.	.	.
652 COTTON FABRICS, WOVEN	5 375	5 996	3 419	972	.	2 547	1 391
653 FABRICS, MAN-MADE FIBRES	614	1 612	903				
654 OTH. TEXTILE FABRIC, WOVEN	815	7 463	4 262				
655 KNIT. CROCHET. FABRIC NES	452	728	414				
656 TULLE, LACE, EMBROIDRY. ETC	644	2 651	1 501	EXPORTS	3 665 443	2 857 232	1 615 888
657 SPECIAL YARN, TXTL. FABRIC	420	608	346	001 LIVE ANIMALS	1	75	44
658 TEXTILE ARTICLES NES	13 475	41 813	23 947	011 BOVINE MEAT	720	370	207
659 FLOOR COVERINGS, ETC.	362	1 744	996	012 OTHER MEAT, MEAT OFFAL	50 692	6 924	3 900
661 LIME, CEMENT, CONSTR. MATRL	305	76	42	016 MEAT, ED. OFFL, DRY, SLT, SMK	105	167	93
663 MINERAL MANUFACTURES, NES	378	128	70	017 MEAT, OFFL, PRPD, PRSVD, NES	489	1 050	602
664 GLASS	3 594	3 497	1 961	022 MILK AND CREAM	5 233	963	525
665 GLASSWARE	2 292	1 432	799	024 CHEESE AND CURD	276	282	160
666 POTTERY	3 784	2 569	1 444	025 EGGS, BIRDS, YOLKS, ALBUMIN	17 080	2 369	1 306
667 PEARLS, PRECIOUS STONES	.	.	.	034 FISH, FRESH, CHILLED, FROZN	17	508	289
671 PIG IRON, SPIEGELEISN, ETC	270	249	138	037 FISH ETC. PREPD, PRSVD. NES	112	635	352
679 TUBES, PIPES, ETC. IRON, STL	54	140	79	047 OTHER CEREAL MEAL, FLOURS	4 663	100	57
681 SILVER, PLATINUM, ETC.	199	7 349	4 099	048 CEREAL PREPARATIONS	14 022	1 284	728
682 COPPER	5 511	2 502	1 401	054 VEGETABLES	474	627	345
684 ALUMINIUM	182	62	34	056 VEGETABLES, PRPD, PRSVD, NES	501	127	73
687 TIN	1 992	2 568	1 458	057 FRUIT, NUTS EXCL. OIL NUTS	1 085	792	445
689 MISC. NON-FERR. BASE METAL	1 501	1 172	680	058 FRUIT, PRESERVED, PREPARED	1 710	1 041	595
691 METALLIC STRUCTURES NES	272	115	69	059 FRUIT, VEGETABLE JUICES	347	70	37
692 CONTAINERS, STORAGE, TRNSP	2 242	1 203	657	061 SUGARS, MOLASSES, HONEY	133 834	6 067	3 402
694 NAILS, SCREWS, NUTS, ETC.	4 747	4 019	2 284	062 SUGAR CONFECTIONERY	15 243	6 938	3 903
695 TOOLS	11 449	11 615	6 558	071 COFFEE, CDFEEE SUBSTITUTE	2 557	2 106	1 196
696 CUTLERY	7 047	9 582	5 433	072 COCOA	15 714	2 731	1 514
697 HOUSEHOLD EQUIPMENT, NES	32 660	31 195	17 542	073 CHOCOLATE, OTH. COCOA PREP	1 382	1 239	700
699 MANUFACTS. BASE METAL, NES	9 979	10 794	6 096	075 SPICES	78	131	73
713 INTRNL COMBUS PSTN ENGIN	45	142	81	081 ANIMAL FEED STUFF	5 720	3 907	2 176
714 ENGINES, MOTORS NON-ELECT	25	3 128	1 788	098 EDIBLE PROD. PREPRTNS, NES	7 032	4 155	2 375
716 ROTATING ELECTRIC PLANT	12 829	33 604	19 161	111 NON-ALCOHOL. BEVERAGE, NES	4 306	695	382
723 CIVIL ENGINEERING EQUIPT	45	336	184	112 ALCOHOLIC BEVERAGES	15 261	4 044	2 299
724 TEXTILE, LEATHER MACHINES	536	1 286	727	122 TOBACCO, MANUFACTURED	6 672	9 497	5 254
725 PAPER, PULP MILL MACHINES	73	364	214	211 HIDES, SKINS (EX. FURS), RAW	14 768	5 181	2 916
726 PRINTNG, BOOKBINDNG MACHS	237	1 419	810	212 FURSKINS, (RAW)	31	1 359	752
727 FOOD-PROCESS. MCH. NON DOM	66	74	43	232 SYNTHETIC RUBBER, ETC.	13 438	4 063	2 308
728 OTH. MACH. PTS, SPCL INDUST	151	641	365	248 WOOD, SIMPLY WORKED	620	169	94
731 METAL REMOVAL WORK TOOLS	149	250	141	251 PULP AND WASTE PAPER	680	107	58
733 MACH-TOOLS, METAL-WORKING	74	72	41	263 COTTON	3 288	575	323
735 PARTS, NES, FOR MACH-TOOLS	83	122	66	266 SYNTHETIC FIBRES	64	73	44
737 METALWORKING MACHNY NES	3 951	5 378	3 041	267 OTHER MAN-MADE FIBRES	27 305	14 827	8 392
741 HEATNG, COOLNG EQUP, PART	1 221	2 053	1 169	268 WOOL, OTHER ANIMAL HAIR	535	550	310
742 PUMPS FOR LIQUIDS, PARTS	195	221	125	273 STONE, SAND AND GRAVEL	4 317	172	97
743 PUMPS NES, CENTRIFUGS ETC	7 439	5 338	3 049	274 SULPHUR, UNRSTD. IRON PYRS	1 357	76	42
744 MECHANICAL HANDLING EQUIP	189	161	92	277 NATURAL ABRASIVES, NES	28	411	226
745 OTH. NONELEC MCH, TOOL, NES	2 766	5 518	3 139	278 OTHER CRUDE MINERALS	46 034	597	333
746 BALL DR ROLLER BEARINGS	945	877	507	285 ALUMINIUM ORE, CONCTR. ETC	153 611	10 758	6 139
747 TAPS, COCKS, VALVES, ETC.	26	158	91	289 CRUDE ANIMAL MATERLS, NES	409	3 333	1 863
748 TRANSMISSIONS SHAFTS ETC	25	123	70	292 CRUDE VEG. MATERIALS, NES	644	692	388
749 NON-ELECT MACH. PARTS, ETC	101	772	427	322 BRIQUETTES, LIGNITE, PEAT	2 370	83	48
751 OFFICE MACHINES	12 904	63 079	35 896	335 PETROLEUM PRODUCTS	6 976	1 545	866
752 AUTOMATC. DATA PROC. EQUIP	27 410	319 865	182 441	336 RESIDUAL PETROL. PRODUCTS	1 474	269	148
759 PARTS, FOR OFFICE MACHINS	4 710	45 837	26 210	421 FIXED VEG. FAT, OILS, SOFT	655 781	52 244	29 238
761 TELEVISION RECEIVERS ETC	28 108	64 467	36 440	431 ANIMAL, VEG. FATS, OILS, NES	6 974	1 162	655
762 RADIO-BROADCAST RECEIVER	35 492	87 775	50 083	511 HYDROCARBONS, NES, DERIVTS	11 522	2 353	1 339
763 SOUND RECORDER, PHONOGRPH	8 761	36 657	20 931	512 ALCOHOL, PHENOL, ETC. DERIV	12 298	3 789	2 149
764 TELECOMM. EQUIP. PARTS NES	11 580	40 706	23 160	513 CARBOXYLIC ACIDS, DERIVTS	190 015	31 629	17 945
771 ELECT POWER MACHNY. PARTS	12 683	58 967	33 319	514 NITROGEN-FUNCT. COMPOUNDS	22 625	10 405	5 880
772 ELEC. SWITCH. RELAY. CIRCUIT	7 762	31 725	17 876	515 ORGANO-INORGANIC COMPNDS	7 091	8 505	4 824
773 ELECTR DISTRIBT. EQPT NES	738	2 317	1 313	516 OTHER ORGANIC CHEMICALS	29 741	10 183	5 861
775 DOM. ELEC. NON-ELEC. EQUIPT	51 170	112 541	64 036	522 INORGANIC CHEM. ELEMENTS	52 098	7 160	4 035
776 TRANSISTORS, VALVES, ETC.	2 537	88 818	50 458	523 METAL. SALTS, INORGAN. ACID	29 637	6 637	3 774
778 ELECTRIC. MACH. APPART. NES	16 162	49 449	28 083	524 OTHER CHEMICAL COMPOUNDS	2 330	45 580	25 960
781 PASS. MOTOR VEHCLS. EX. BUS	27	170	90	531 SYNTH. COLOURS, LAKES, ETC.	54 838	177 550	100 223
784 PARTS, TRACTORS, MOTOR VEH	150	257	144	532 DYEING, TANNING MATERIALS	19 676	4 689	2 677
785 CYCLES, MOTORCYCLES ETC.	148	263	146	533 PIGMENTS, PAINTS, ETC.	32 015	30 698	17 270
786 TRAILERS, SEMI-TRAILR, ETC	4 303	470	268	541 MEDICINES, ETC. EXC. GRP542	6 491	32 589	18 508
792 AIRCRAFT, ASSOCTD. EQUIPNT	7	139	79	542 MEDICAMENTS	10 184	41 100	23 279
813 LIGHTNG FIXTURES ETC. NES	20 768	28 928	16 334	551 ESSNTL. OIL, PERFUME, FLAVR	1 828	5 382	3 059
821 FURNITURE, CUSHIONS, ETC.	3 924	5 358	3 019	553 PERFUMERY, COSMETICS, ETC.	7 574	13 489	7 628
831 TRUNK, SUIT-CASES, BAG, ETC	36 251	62 143	35 284	554 SOAP, CLEANERS, POLISH, ETC	38 751	14 256	8 059
841 MENS, BOYS CLOTHNG, X-KNIT	185 741	669 461	379 792	562 FERTILIZER, EXCEPT GRP272	10 281	455	258
842 WOMEN, GIRL CLOTHNG, XKNIT	130 268	738 506	418 348	571 POLYMERS OF ETHYLENE	31 824	7 107	3 980
843 MENS, BOYS CLOTHING, KNIT	25 679	93 791	53 844	572 POLYMERS OF STYRENE	184 854	49 660	28 129
844 WOMEN, GIRLS CLOTHING, KNIT	30 874	132 624	75 624	573 POLYMERS, VINYL CHLORIDE	52 645	9 797	5 509
845 OTHR. TEXTILE APPAREL, NES	118 367	635 539	358 855	574 POLYACETAL, POLYCARBONATE	67 906	29 143	16 665
846 CLOTHING ACCESSRS, FABRIC	9 524	25 481	14 204	575 OTH. PLASTIC, PRIMARY FORM	156 503	49 154	27 749
848 CLOTHNG, NONTXTL; HEADGEAR	16 973	48 477	27 512	579 PLASTIC WASTE, SCRAP ETC	91 629	4 422	2 500
851 FOOTWEAR	9 853	14 183	8 091	581 PLASTIC TUBE, PIPE, HOSE	999	1 586	892
871 OPTICAL INSTRUMENTS, NES	1 262	10 517	5 976	582 PLASTIC PLATE, SHEETS, ETC	33 841	32 556	18 440
872 MEDICAL INSTRUMENTS NES	5 506	9 308	5 299	583 MONOFILAMENT OF PLASTICS	1 020	752	429
				589 INSECTICIDES, ETC.	659	982	555



7 IMPORTS AND EXPORTS (SPECIAL TRADE) BY COUNTRIES OF PRODUCTION AND CONSUMPTION AND BY GROUPS OF THE SITC-REV. III 1988

GROUP DESCRIPTION	DT = 100 KG	1 000 DM	1 000 \$	GROUP DESCRIPTION	DT = 100 KG	1 000 DM	1 000 \$	
592 STARCHES, INULIN, ETC.	50 131	7 184	4 070	786 TRAILERS, SEMI-TRAILR, ETC	1 050	896	512	
593 EXPLOSIVES, PYROTECHNICS	99	255	146	791 RAILWAY VEHICLES, EQUIPNT	5 674	11 937	6 718	
597 PREPRD ADDITIVES, LIQUIDS	27 954	9 073	5 121	792 AIRCRAFT, ASSOCTD. EQUIPNT	1 109	47 192	26 964	
598 MISC. CHEMICAL PRODTS, NES	117 529	56 248	31 856	793 SHIP, BOAT, FLOAT, STRUCTRS	27	125	71	
611 LEATHER	10 950	13 151	7 435	811 PREFABRICATED BUILDINGS	1 141	1 403	843	
612 MANUFACT. LEATHER ETC, NES	38	504	286	812 PLUMBNG, SANITRY, EQPT, ETC	567	482	268	
613 FURSKINS, TANNED, DRESSED	127	9 165	5 287	813 LIGHTNG FIXTURES ETC, NES	2 920	10 228	5 794	
621 MATERIALS OF RUBBER	9 485	2 930	1 671	821 FURNITURE, CUSHIONS, ETC.	15 999	19 640	11 013	
625 RUBBER TYRES, TUBES, ETC.	1 285	1 077	610	831 TRUNK, SUIT-CASES, BAG, ETC	891	22 687	12 913	
629 ARTICLES OF RUBBER, NES	596	2 839	1 606	841 MENS, BOYS CLOTHNG, X-KNIT	406	4 269	2 417	
634 VENEERS, PLYWOOD, ETC.	2 288	964	534	842 WOMEN, GIRL CLOTHNG, XKNIT	470	14 725	8 316	
635 WOOD MANUFACTURES, NES	2 358	920	527	843 MENS, BOYS CLOTHNG, KNIT	19	188	106	
641 PAPER AND PAPERBOARD	172 026	31 330	17 745	844 WOMEN, GIRLS CLOTHNG, KNIT	28	927	526	
642 PAPER, PAPERBOARD, CUT ETC	37 993	14 928	8 452	845 OTHR. TEXTILE APPAREL, NES	227	4 930	2 764	
651 TEXTILE YARN	3 195	7 180	4 059	846 CLOTHING ACCESSRS, FABRIC	741	3 678	2 056	
652 COTTON FABRICS, WOVEN	6 068	22 543	12 834	848 CLOTHNG, NONTXTL; HEADGEAR	172	3 773	2 135	
653 FABRICS, MAN-MADE FBRES	7 079	26 249	14 786	851 FOOTWEAR	648	4 310	2 455	
654 OTH. TEXTILE FABRIC, WOVEN	1 565	9 376	5 346	871 OPTICAL INSTRUMENTS, NES	110	5 082	2 912	
655 KNIT, CROCHET, FABRIC NES	1 466	6 501	3 671	872 MEDICAL INSTRUMENTS NES	425	12 668	7 260	
656 TULLE, LACE, EMBROIDRY, ETC	917	4 941	2 813	873 METERS, COUNTERS, NES	32	575	323	
657 SPECIAL YARN, TXTL. FABRIC	21 339	46 528	26 200	874 MEASURE, CONTROL INSTRMNT	2 212	32 229	18 240	
658 TEXTILE ARTICLES NES	516	1 619	911	881 PHOTOGRAPH APPAR, ETC, NES	1 479	20 146	11 391	
659 FLOOR COVERINGS, ETC.	1 239	1 742	963	882 PHOTD. CINEMATOGRPH, SUPPL	24 146	26 315	14 743	
661 LIME, CEMENT, CONSTR. MATRL	622	263	151	883 CINE. FILM EXPOSD. DEVELPD	10	148	85	
662 CLAY, REFRCT. CONSTR. MATRL	89 487	11 717	6 633	884 OPTICAL GOODS NES	201	16 145	9 157	
663 MINERAL MANUFACTURES, NES	4 615	6 227	3 529	885 WATCHES AND CLOCKS	1 173	127 286	72 262	
664 GLASS	53 752	10 403	5 882	891 ARMS AND AMMUNITION	61	833	468	
665 GLASSWARE	5 650	8 205	4 639	892 PRINTED MATTER	5 278	6 536	3 700	
666 POTTERY	1 531	3 216	1 800	893 ARTICLES, NES, OF PLASTICS	5 952	8 617	4 860	
667 PEARLS, PRECIOUS STONES	.	.	.	894 BABY CARRIAGE, TOYS, GAMES	3 632	5 832	3 256	
671 PIG IRON, SPIEGELEISN, ETC	3 045	638	359	895 OFFICE, STATIONERY SUPPLS	2 135	13 029	7 334	
672 INGOTS ETC. IRON DR STEEL	1 996	130	72	896 WORKS OF ART, ANTIQUE ETC	52	1 649	900	
673 FLAT-ROLLED IRON ETC.	3 430	578	319	897 GOLD, SILVERWARE, JEHL NES	184	27 488	15 517	
674 FLAT-ROLLED PLATED IRON	9 118	1 739	981	898 MUSICAL INSTRUMENTS, ETC.	2 595	11 227	6 377	
675 FLAT-ROLLED, ALLDY STEEL	83 098	29 382	16 629	899 MISC MANUFACTRD GOODS NES	2 304	9 185	5 197	
676 IRON, STL. BAR, SHAPES ETC.	6 110	1 866	1 062	941 COMPL IND PLANT CHAPT 99	609	1 544	867	
677 RAILWAY TRACK IRON, STEEL	222	280	159	971 GOLD, NONMONTY EXCL ORES	22	50 996	28 237	
678 WIRE OF IRON DR STEEL	1 255	757	428	972	389	220	220	
679 TUBES, PIPES, ETC. IRON, STL	38 886	6 390	3 683	MACAO				
681 SILVER, PLATINUM, ETC.	167	13 273	7 566	IMPORTS	121 251	361 923	204 616	
682 COPPER	33 666	31 909	18 151	612 MANUFACT. LEATHER ETC, NES	55	127	75	
683 NICKEL	402	1 130	641	666 POTTERY	393	367	210	
684 ALUMINIUM	20 207	11 103	6 259	696 CUTLERY	24	53	30	
685 LEAD	330	80	42	762 RADIO-BROADCAST RECEIVER	314	509	296	
686 ZINC	2 611	1 039	586	813 LIGHTNG FIXTURES ETC, NES	258	471	265	
689 MISC. NON-FERR. BASE METAL	12	79	43	821 FURNITURE, CUSHIONS, ETC.	170	249	142	
691 METALLIC STRUCTURES NES	19 788	31 098	17 528	970 TRUNK, SUIT-CASES, BAG, ETC	129	590	332	
692 CONTAINERS, STORAGE, TRNSP	693	849	487	841 MENS, BOYS CLOTHNG, X-KNIT	30 068	73 560	41 518	
693 WIRE PRODUCTS EXCL. ELECT	5 767	2 215	1 250	842 WOMEN, GIRL CLOTHNG, XKNIT	17 968	52 498	29 846	
694 NAILS, SCREWS, NUTS, ETC.	889	1 705	970	843 MENS, BOYS CLOTHNG, KNIT	4 548	15 184	8 646	
695 TOOLS	4 084	21 930	12 409	844 WOMEN, GIRLS CLOTHNG, KNIT	5 183	19 396	11 005	
696 CUTLERY	519	5 095	2 222	845 OTHR. TEXTILE APPAREL, NES	39 183	155 426	87 616	
697 HOUSEHOLD EQUIPMENT, NES	1 999	3 935	9 706	846 CLOTHING ACCESSRS, FABRIC	2 102	5 550	3 105	
699 MANUFACT. BASE METAL, NES	9 546	17 265	9 706	848 CLOTHNG, NONTXTL; HEADGEAR	130	554	305	
711 STEAM GENER. BOILERS, ETC.	4 661	4 401	2 450	851 FOOTWEAR	87	93	54	
713 INTRNL COMBUS PSTN ENGIN	2 349	14 695	8 244	871 OPTICAL INSTRUMENTS, NES	62	202	117	
714 ENGINES, MOTORS NON-ELECT	5	120	69	881 PHOTOGRAPH APPAR, ETC, NES	63	244	140	
716 ROTATING ELECTRIC PLANT	1 426	7 487	4 245	894 BABY CARRIAGE, TOYS, GAMES	25 672	33 574	19 119	
718 OTH. POWR. GENRTNG. MACHNRY	332	1 657	941	896 WORKS OF ART, ANTIQUE ETC	7	258	144	
721 AGRIC. MACHINES, EX. TRACTR	223	543	306	898 MUSICAL INSTRUMENTS, ETC.	217	668	387	
722 TRACTORS	145	382	218	899 MISC MANUFACTRD GOODS NES	209	620	358	
723 CIVIL ENGINEERING EQUIPT	14 161	26 651	14 771	EXPORTS	6 809	5 714	3 194	
724 TEXTILE, LEATHER MACHINES	18 506	105 260	59 025	542 MEDICAMENTS	36	123	71	
725 PAPER, PULP, MILL MACHINES	5 047	11 265	6 460	629 ARTICLES OF RUBBER, NES	266	57	32	
726 PRINTNG, BOOKBINDNG MACHS	17 785	61 130	34 641	641 PAPER AND PAPERBOARD	952	168	99	
727 FOOD-PROCESS. MCH. NON DOM	243	1 242	697	642 PAPER, PAPERBOARD, CUT ETC	3 810	663	379	
728 OTH. MACH. PTS. SPCL INDUSTRY	12 507	35 951	20 284	651 TEXTILE YARN	38	153	88	
731 METAL REMOVAL WORK TOOLS	929	4 787	2 654	657 SPECIAL YARN, TXTL. FABRIC	42	215	122	
733 MACH-TOOLS, METAL-WORKING	1 163	4 517	2 498	722 TRACTORS	26	55	30	
735 PARTS, NES, FOR MACH-TOOLS	267	2 216	1 262	723 CIVIL ENGINEERING EQUIPT	92	86	52	
737 METALWORKING MACHNRY NES	1 413	5 499	3 129	724 TEXTILE, LEATHER MACHINES	123	287	164	
741 HEATNG, COOLNG EQUIP, PART	.	.	.	841	741 HEATNG, COOLNG EQUIP, PART	.	.	.
742 PUMPS FOR LIQUIDS, PARTS	7 457	17 481	9 885	743 PUMPS NES, CENTRIFUGS ETC	25	132	76	
743 PUMPS NES, CENTRIFUGS ETC	8 069	19 292	10 924	744 MECHANICAL HANDLING EQUIP	594	1 201	675	
744 MECHANICAL HANDLING EQUIP	20 506	27 446	15 643	748 TRANSMISSIONS SHAFTS ETC	9	67	36	
745 OTH. NONELEC MCH. TOOL, NES	2 181	11 604	6 579	764 TELECOMM. EQUIP. PARTS NES	1	99	58	
746 BALL DR ROLLER BEARINGS	5 274	1 476	841	772 ELEC. SWITCH, RELAY, CIRCUIT	51	891	481	
747 TAPS, COCKS, VALVES, ETC.	5 186	19 318	10 859	778 ELECTRIC. MACH. APPART. NES	25	306	171	
748 TRANSMISSIONS SHAFTS ETC	1 929	5 802	3 301	781 PASS. MOTOR VEHCLS. EX. BUS	16	66	38	
749 NON-ELECT MACH. PARTS, ETC	521	4 247	2 384	782 GOODS, SPCL TRANSPORT VEH	170	330	175	
751 OFFICE MACHINES	2 751	11 920	6 759	845 OTHR. TEXTILE APPAREL, NES	47	151	87	
752 AUTOMATC. DATA PROC. EQUIP	725	10 020	5 691	893 ARTICLES, NES, OF PLASTICS	26	58	34	
759 PARTS, FOR OFFICE MACHINS	415	6 452	3 672	AUSTRALIA				
761 TELEVISION RECEIVERS ETC	1 264	4 667	2 581	IMPORTS	94 103 391	2 119 187	1 204 939	
762 RADIO-BROADCAST RECEIVER	276	3 129	1 761	001 LIVE ANIMALS	38	72	40	
763 SOUND RECORDER, PHONOGRPH	266	2 140	1 192	011 BOVINE MEAT	14 697	11 535	6 583	
764 TELECOMM. EQUIP. PARTS NES	1 389	11 977	6 781	012 OTHER MEAT, MEAT OFFAL	29 925	17 781	10 152	
771 ELECT POWER MACHNY, PARTS	5 644	7 075	3 994	017 MEAT, OFFL. PRPD, PRSVD, NES	167	422	249	
772 ELEC. SWITCH, RELAY, CIRCUIT	5 906	34 645	19 687	022 MILK AND CREAM	362	185	110	
773 ELECTR DISTRIB. EQPT NES	8 519	8 802	4 949	024 CHEESE AND CURD	630	192	102	
774 ELECTRO-MEDCL, XRAY EQUIP	517	8 705	4 800	034 FISH, FRESH, CHILLED, FROZN	1 616	1 944	1 110	
775 DOM. ELEC, NON-ELEC. EQUIPT	11 044	24 802	13 961					
776 TRANSISTORS, VALVES, ETC.	13 263	89 159	50 505					
778 ELECTRIC. MACH. APPART. NES	14 953	55 646	31 463					
781 PASS. MOTOR VEHCLS. EX. BUS	58 199	194 329	110 683					
782 GOODS, SPCL TRANSPORT VEH	5 127	7 468	4 238					
783 ROAD MOTOR VEHICLES NES	2 310	3 369	1 897					
784 PARTS, TRACTORS, MOTOR VEH	8 270	32 701	18 593					
785 CYCLES, MOTORCYCLES ETC.	666	380	217					

7 IMPORTS AND EXPORTS (SPECIAL TRADE) BY COUNTRIES OF PRODUCTION AND CONSUMPTION AND BY GROUPS OF THE SITC-REV. III 1988

GROUP DESCRIPTION	DT = 100 KG	1 000 DM	1 000 \$	GROUP DESCRIPTION	DT = 100 KG	1 000 DM	1 000 \$
036 CRUSTACEANS, MOLLUSCS ETC	91	273	157	751 OFFICE MACHINES	9	97	55
041 WHEAT, MESLIN, UNMILLED	1 224	75	44	752 AUTOMATC. DATA PROC. EQUIP	176	4 206	2 366
043 BARLEY, UNMILLED	65 042	1 704	913	759 PARTS, FOR OFFICE MACHINS	328	5 916	3 307
044 MAIZE UNMILLED	1 049	171	101	763 SOUND RECORDER, PHONOGRPH	3	57	33
045 OTHER CEREALS, UNMILLED	109 630	5 046	2 958	764 TELECOMM. EQUIP. PARTS NES	192	1 834	1 028
054 VEGETABLES	437 733	19 138	11 157	771 ELECT POWER MACHNY. PARTS	37	208	113
056 VEGETABLES, PRPD, PRSVD, NES	528	133	80	772 ELEC. SWITCH. RELAY. CIRCUIT	93	1 897	1 057
057 FRUIT, NUTS EXCL. OIL NUTS	237 534	53 728	30 418	773 ELECTR. DISTRIB. EQPT NES	75	209	114
058 FRUIT, PRESERVED, PREPARED	12 425	1 843	1 044	774 ELECTRO-MEDCL. XRAY EQUIP	4	456	262
059 FRUIT, VEGETABLE JUICES	2 016	611	355	775 DOM. ELEC. NON-ELEC. EQUIPT	62	250	142
061 SUGARS, MOLASSES, HONEY	143 912	6 491	3 707	776 TRANSISTORS, VALVES, ETC.	44	361	209
062 SUGAR CONFECTIONERY	1 049	711	403	778 ELECTRIC. MACH. APPART. NES	1 152	4 913	2 812
081 ANIMAL FEED STUFF	292 958	9 060	5 328	781 PASS. MOTOR VEHCLS. EX. BUS	111	271	154
098 EDIBLE PROD. PREPRTNS, NES	115	371	206	784 PARTS, TRACTORS, MOTOR VEH	4 259	2 978	1 693
112 ALCOHOLIC BEVERAGES	1 454	797	447	785 CYCLES, MOTORCYCLES ETC.	68	212	122
211 HIDES, SKINS (EX. FURS), RAW	63 354	19 435	11 069	786 TRAILERS, SEMI-TRAILR, ETC	586	179	101
212 FURSKINS, RAW	599	2 940	1 629	792 AIRCRAFT, ASSOCTD. EQUIPNT	28	439	252
222 OILSEED(SFT. FIX VEG. OIL)	12 405	855	482	793 SHIP, BOAT, FLOAT. STRUCTRS	44	143	84
223 OILSEED(OTH. FIX. VEG. OIL)	14 476	1 757	996	811 PREFABRICATED BUILDINGS	1 724	524	299
248 WOOD, SIMPLY WORKED	1 035	122	72	821 FURNITURE, CUSHIONS, ETC.	134	165	92
263 COTTON	32 598	9 136	5 145	831 TRUNK, SUIT-CASES, BAG, ETC	192	233	128
267 OTHER MAN-MADE FIBRES	848	157	89	841 MENS, BOYS CLOTHNG, X-KNIT	7	91	51
268 WOOL, OTHER ANIMAL HAIR	415 375	566 993	323 054	842 WOMEN, GIRL CLOTHNG, XKNIT	2	64	34
277 NATURAL ABRASIVES, NES	4 200	340	189	845 OTHR. TEXTILE APPAREL, NES	195	1 453	821
278 OTHER CRUDE MINERALS	107 294	3 263	1 857	848 CLOTHNG, NONTXTL; HEADGEAR	57	396	216
281 IRON ORE, CONCENTRATES	74 538 278	300 882	170 664	871 OPTICAL INSTRUMENTS, NES	11	1 921	1 054
282 FERROUS WASTE AND SCRAP	4 893	1 025	584	872 MEDICAL INSTRUMENTS, NES	56	783	453
283 COPPER ORES, CONCEINTRATES	15 029	1 953	1 138	874 MEASURE, CONTROL INSTRMNT	250	8 109	4 599
284 NICKEL ORES, CONCTR, MATTE	123 723	212 215	119 821	881 PHOTOGRAPH APPAR. ETC. NES	13	194	107
285 ALUMINIUM ORE, CONCTR. ETC	9 378 324	115 835	65 452	882 PHOTO. CINEMATOGRPH. SUPPL	366	4 295	2 437
287 ORE, CONCENTR. BASE METALS	2 279 807	72 289	41 485	889 CINE. FILM EXPOSD. DEVELOPD	1	82	44
288 NON-FERROUS WASTE, SCRAP	58 993	7 202	4 010	884 OPTICAL GOODS NES	232	3 984	2 235
289 PREC. METAL ORES, CONCTRITS	51	563	305	885 WATCHES AND CLOCKS	8	129	75
291 CRUDE ANIMAL MATERLS. NES	7 681	18 817	10 745	891 ARMS AND AMMUNITION	817	818	467
292 CRUDE VEG. MATERIALS, NES	41 956	6 065	3 445	892 PRINTED MATTER	419	1 363	771
321 COAL, NOT AGGLOMERATED	4 766 258	37 189	21 504	893 ARTICLES, NES, OF PLASTICS	233	452	262
334 PETROLEUM PRODUCTS	312	80	45	894 BABY CARRIAGE, TOYS, GAMES	699	1 582	893
411 ANIMAL OILS AND FATS	9 887	591	350	896 WORKS OF ART, ANTIQUE ETC	74	1 432	838
421 FIXED VEG. FAT, OILS, SOFT	19 767	3 468	1 926	898 MUSICAL INSTRUMENTS, ETC.	199	1 872	1 065
431 ANIMAL, VEG. FATS, OILS, NES	6 704	939	534	899 MISC MANUFCTRD GOODS NES	53	4 866	2 800
512 ALCOHOL, PHENOL, ETC. DERIV	13 208	430	253	961 COIN NONGOLD NONCURRENT	27	25 263	13 933
515 ORGANIC-INORGANIC COMPNDS	36	95	57	971 GOLD, NONMONTRY EXCL DRES	50	121 438	69 174
522 INORGANIC CHEM. ELEMENTS	591 360	18 665	10 859	972	16	44 604	25 454
524 OTHER CHEMICAL COMPOUNDS	612	510	302				
525 RADIO-ACTIVE MATERIALS	1 356	15 300	8 649	EXPORTS	3 855 406	3 689 030	2 090 177
533 PIGMENTS, PAINTS, ETC.	328	273	157	001 LIVE ANIMALS	10	65	36
541 MEDICINES, ETC. EXC. GRP542	123	2 960	1 695	017 MEAT, OFFL. PRPD, PRSVD, NES	248	374	212
542 MEDICAMENTS	7	112	65	024 CHEESE AND CURD	10 294	7 358	4 177
551 ESSNTL. OIL, PERFUME, FLAVR	120	304	175	034 FISH, FRESH, CHILLED, FROZN	4 713	3 757	2 117
553 PERFUMERY, COSMETICS, ETC.	32	117	68	037 FISH ETC. PREPD, PRSVD, NES	7 934	3 368	1 864
581 PLASTIC TUBE, PIPE, HOSE	86	189	108	048 CEREAL PREPARATIONS	3 457	1 710	967
582 PLASTIC PLATE, SHEETS, ETC	97	87	51	056 VEGETABLES, PRPD, PRSVD, NES	935	828	457
591 INSECTICIDES, ETC.	126	318	175	057 FRUIT, NUTS EXCL. OIL NUTS	415	293	164
598 MISC. CHEMICAL PRODTS. NES	27	494	285	058 FRUIT, PRESERVED, PREPARED	1 314	421	234
611 LEATHER	737	877	504	059 FRUIT, VEGETABLE JUICES	3 607	455	259
612 MANUFACT. LEATHER ETC. NES	232	1 108	635	061 SUGARS, MOLASSES, HONEY	1 583	794	445
613 FURSKINS, TANNED, DRESSED	16	55	31	062 SUGAR CONFECTIONERY	7 929	9 857	5 588
625 RUBBER TYRES, TUBES, ETC.	1 394	1 040	596	071 COFFEE, COFFEE SUBSTITUTE	1 561	1 100	628
629 ARTICLES OF RUBBER, NES	8	67	37	073 CHOCOLATE, OTH. COCOA PREP	4 131	4 046	2 284
651 TEXTILE YARN	499	227	133	075 SPICES	421	552	314
658 TEXTILE ARTICLES NES	44	206	120	081 ANIMAL FEED STUFF	795	644	357
663 MINERAL MANUFACTURES, NES	824	407	225	098 EDIBLE PROD. PREPRTNS, NES	5 965	4 137	2 332
664 GLASS	3 469	2 565	1 445	111 NON-ALCOHOL. BEVERAGE, NES	583	69	40
665 GLASSWARE	200	143	79	112 ALCOHOLIC BEVERAGES	20 774	6 140	3 503
667 PEARLS, PRECIOUS STONES	-	-	-	122 TOBACCO, MANUFACTURED	464	819	459
671 PIG IRON, SPIEGELEISN, ETC	100	212	127	182 232 SYNTHETIC RUBBER, ETC.	4 924	1 577	879
674 FLAT-ROLLED PLATED IRON	1 179	204	109	248 WOOD, SIMPLY WORKED	603	137	78
679 TUBES, PIPES, ETC. IRON, STL	486	308	182	251 PULP AND WASTE PAPER	4 483	904	509
681 SILVER, PLATINUM, ETC.	553	19 270	10 963	266 SYNTHETIC FIBRES	11 573	5 389	3 057
682 COPPER	73 731	33 662	19 199	269 WORN CLOTHING, TEXTL. ARTL	286	191	107
683 NICKEL	25 879	39 412	22 572	272 FERTILIZERS, CRUDE	6 703	404	231
684 ALUMINIUM	14 775	5 637	3 168	279 STONE, SAND AND GRAVEL	8 837	471	265
687 TIN	103	140	74	278 OTHER CRUDE MINERALS	11 233	1 827	1 024
689 MISC. NON-FERR. BASE METAL	1 078	2 949	1 648	285 ALUMINIUM ORE, CONCTR. ETC	532	134	74
695 TOOLS	258	640	359	291 CRUDE ANIMAL MATERLS. NES	279	410	225
696 CUTLERY	31	80	44	292 CRUDE VEG. MATERIALS, NES	2 573	3 586	2 019
699 MANUFACT. BASE METAL, NES	3 678	1 977	1 126	322 BRIQUETTES, LIGNITE, PEAT	82 482	2 603	1 474
713 INTRNL COMBUS PSTN ENGIN	79 582	134 147	76 392	334 PETROLEUM PRODUCTS	41 726	4 976	2 859
714 ENGINES, MOTORS NON-ELECT	8	229	128	335 RESIDUAL PETROL. PRODUCTS	233 484	8 952	5 072
716 ROTATING ELECTRIC PLANT	261	505	288	411 ANIMAL OILS AND FATS	179	68	36
718 OTH. POWR. GENRTNG. MACHNRY	3	287	166	421 FIXED VEG. FAT, OILS, SOFT	2 115	219	117
721 AGRIC. MACHINES, EX. TRACTR	953	384	211	422 FIXED VEG. FAT, OILS, OTHER	341	65	36
723 CIVIL ENGINEERING EQUIPT	1 308	1 715	942	431 ANIMAL, VEG. FATS, OILS, NES	10 756	1 776	1 011
724 TEXTILE, LEATHER MACHINES	151	349	196	511 HYDROCARBONS, NES, DERIVTS	47 552	5 937	3 349
725 PAPER, PULP MILL MACHINES	20	280	168	512 ALCOHOL, PHENOL, ETC. DERIV	42 273	10 230	5 752
726 PRINTNG, BOOKBINDNG MACHS	8	63	33	513 CARBOXYLIC ACIDS, DERIVTS	38 663	24 449	14 155
727 FOOD-PROCESS. MCH. NON DOM	49	252	139	514 NITROGEN-FUNCT. COMPOUNDS	25 923	12 387	7 000
728 OTH. MACH. PTS, SPCL INDUST	643	4 037	2 238	515 ORGANO-INORGANIC COMPNDS	17 010	38 352	21 676
731 METAL REMOVAL WORK TOOLS	28	131	71	516 OTHR ORGANIC CHEMICALS	11 780	10 113	5 632
737 METALWORKING MACHNRY NES	11	123	64	522 INORGANIC CHEM. ELEMENTS	373 239	23 932	13 726
741 HEATNG, COOLNG EQUIP, PART	111	1 105	457	523 METAL. SALTS, INORGAN. ACID	120 995	23 345	13 210
742 PUMPS FOR LIQUIDS, PARTS	126	804	101	524 OTHER CHEMICAL COMPOUNDS	400	757	423
743 PUMPS NES, CENTRIFUGS ETC	138	1 699	937	525 RADIO-ACTIVE MATERIALS	4	504	287
744 MECHANICAL HANDLING EQUIP	71	175	304	531 SYNTH. COLOURS, LAKES, ETC.	17 304	35 900	20 381
745 OTH. NONELEC MCH. TOOL, NES	183	530	297	532 DYEING, TANNING MATERIALS	10 018	2 825	1 625
746 BALL OR ROLLER BEARINGS	1 254	2 526	1 420	533 PIGMENTS, PAINTS, ETC.	54 010	25 138	14 182
747 TAPS, COCKS, VALVES, ETC.	52	525	246	541 MEDICINES, ETC. EXC. GRP542	8 491	56 826	32 190
748 TRANSMISSIONS SHAFTS ETC	458	442	513				
749 NON-ELECT MACH. PARTS, ETC	220	864	513				



## 7 IMPORTS AND EXPORTS (SPECIAL TRADE) BY COUNTRIES OF PRODUCTION AND CONSUMPTION AND BY GROUPS OF THE SITC-REV. III 1988

GROUP DESCRIPTION	DT = 100 KG	1 000 DM	1 000 \$	GROUP DESCRIPTION	DT = 100 KG	1 000 DM	1 000 \$
542 MEDICAMENTS	10 910	82 507	46 832	761 TELEVISION RECEIVERS ETC	5 854	15 088	8 509
551 ESSNTL. DIL, PERFUME, FLAVR	1 592	5 147	2 945	762 RADIO-BROADCAST RECEIVER	138	4 709	2 673
553 PERFUMERY, COSMETICS, ETC.	4 682	7 703	4 344	763 SOUND RECORDER, PHONOGRPH	629	5 916	3 340
554 SOAP, CLEANERS, POLISH, ETC	25 859	12 002	6 780	764 TELECOMM. EQUIP. PARTS NES	2 149	45 061	25 310
562 FERTILIZER, EXCEPT GRP272	29 985	1 901	1 063	771 ELECT POWER MACHNY. PARTS	2 636	15 554	8 799
571 POLYMERS OF ETHYLENE	19 931	4 733	2 698	772 ELEC. SWITCH, RELAY, CIRCUIT	21 596	94 273	53 384
572 POLYMERS OF STYRENE	10 697	3 267	1 855	773 ELECTR. DISTRIBUT. EQPT NES	4 910	12 324	6 988
573 POLYMERS, VINYL CHLORIDE	21 950	4 687	2 607	774 ELECTRO-MEDCL. XRAY EQUIP	728	18 605	10 578
574 POLYACETAL, POLYCARBONATE	31 513	13 638	7 221	775 ODM. ELEC. NON-ELEC. EQUIPT	21 533	40 338	22 920
575 OTH. PLASTIC, PRIMARY FORM	91 507	42 566	24 082	776 TRANSISTORS, VALVES, ETC.	339	9 303	5 282
581 PLASTIC TUBE, PIPE, HOSE	2 448	8 616	4 890	778 ELECTRIC MACH. APPART. NES	45 329	108 221	61 633
582 PLASTIC PLATE, SHEETS, ETC	47 958	36 141	20 448	781 PASS. MOTOR VEHCLS. EX. BUS	97 195	317 374	180 785
583 MONOFILAMENT OF PLASTICS	1 811	1 649	936	782 GOODS, SPCL. TRANSPORT VEH	32 048	52 666	29 670
591 INSECTICIDES, ETC.	8 652	9 953	5 601	783 ROAD MOTOR VEHICLES NES	2 495	4 108	2 364
592 STARCHES, INULIN, ETC.	29 365	7 244	4 088	784 PARTS, TRACTORS, MOTOR VEH	55 673	133 410	75 523
593 EXPLOSIVES, PYROTECHNICS	322	1 094	631	785 CYCLES, MOTORCYCLES ETC.	1 110	3 736	2 119
597 PREPRD. ADDITIVES, LIQUIDS	11 809	5 236	2 950	786 TRAILERS, SEMI-TRAILR. ETC	16 373	10 837	6 101
598 MISC. CHEMICAL PRODTS. NES	88 899	49 819	28 153	791 RAILWAY VEHICLES. EQUIPNT	4 765	16 413	9 277
611 LEATHER	2 602	3 281	1 850	792 AIRCRAFT, ASSOCTD. EQUIPNT	124	5 049	2 827
612 MANUFACT. LEATHER ETC. NES	46	295	162	793 SHIP, BOAT, FLOAT. STRUCTRS	113	276	158
613 FURSKINS, TANNED, DRESSED	2	57	34	800 CPL IND PLANT CHAP 90/94	12	289	163
621 MATERIALS OF RUBBER	7 742	6 775	3 812	811 PREFABRICATED BUILDINGS	65	68	40
625 RUBBER TYRES, TUBES, ETC.	34 111	23 070	13 154	812 PLUMBNG, SANITRY, EQPT. ETC	1 746	1 223	689
629 ARTICLES OF RUBBER, NES	3 153	9 033	5 113	813 LIGHTING FIXTURES ETC. NES	5 028	13 875	7 818
633 CORK MANUFACTURES	538	2 043	1 192	821 FURNITURE, CUSHIONS, ETC.	34 258	25 024	14 166
634 VENEERS, PLYWOOD, ETC.	7 559	3 896	2 187	831 TRUNK, SUIT-CASES, BAG, ETC	208	1 314	741
635 WOOD MANUFACTURES, NES	2 250	1 353	774	841 MENS, BOYS CLOTHNG, X-KNIT	101	1 259	701
641 PAPER AND PAPERBOARD	669 898	156 564	88 092	842 WOMEN, GIRL CLOTHNG, XKNIT	328	7 717	4 428
642 PAPER, PAPERBOARD, CUT ETC	17 032	10 190	5 715	844 WOMEN, GIRLS CLOTHNG. KNIT	32	716	402
651 TEXTILE YARN	20 853	28 435	16 052	845 OTHR. TEXTILE APPAREL, NES	120	2 640	1 504
652 COTTON FABRICS, WOVEN	1 880	7 730	4 387	846 CLOTHING ACCESSRS, FABRIC	274	1 885	1 065
653 FABRICS, MAN-MADE FIBRES	2 404	11 420	6 473	848 CLOTHING, NONTEXTL; HEADGEAR	134	1 500	843
654 OTH. TEXTILE FABRIC, WOVEN	517	3 414	1 941	851 FOOTWEAR	947	4 550	2 566
655 KNIT. CROCHET. FABRIC NES	688	2 587	1 453	871 OPTICAL INSTRUMENTS, NES	187	6 710	3 855
656 TULLE, LACE, EMBROIDRY, ETC	491	1 775	1 003	872 MEDICAL INSTRUMENTS NES	1 586	25 292	14 372
657 SPECIAL YARN, TXTL. FABRIC	7 816	15 951	9 056	873 METERS, COUNTERS, NES	316	4 507	2 551
658 TEXTILE ARTICLES NES	719	2 316	1 300	874 MEASURE, CONTROL INSTRMIT	7 555	95 349	54 160
659 FLOOR COVERINGS, ETC.	1 175	1 812	1 025	881 PHOTOGRAPH APPAR. ETC. NES	1 961	17 631	9 972
661 LIME, CEMENT, CONSTR. MATRL	1 183	218	126	882 PHOTO. CINEMATOGPH. SUPPL	19 011	26 859	15 212
662 CLAY, REFRACT. CONSTR. MATRL	84 315	13 097	7 401	884 OPTICAL GOODS NES	373	15 415	8 759
663 MINERAL MANUFACTURES, NES	16 731	15 773	8 888	885 WATCHES AND CLOCKS	1 673	13 416	7 606
664 GLASS	111 808	18 691	10 608	891 ARMS AND AMMUNITION	286	1 485	838
665 GLASSWARE	21 324	18 416	10 363	892 PRINTED MATTER	9 151	14 863	8 452
666 POTTERY	4 581	6 779	3 818	893 ARTICLES, NES, OF PLASTICS	43 077	46 527	26 356
667 PEARLS, PRECIOUS STONES	.	.	.	894 BABY CARRIAGE, TOYS, GAMES	3 327	6 084	3 413
671 PIG IRON, SPIEGELEISN, ETC	14 203	2 841	1 611	895 OFFICE, STATIONERY SUPPLS	5 028	15 616	8 843
672 INGOTS ETC. IRON OR STEEL	360	116	63	896 WORKS OF ART, ANTIQUE ETC	85	7 889	4 474
673 FLAT-ROLLED IRON ETC.	5 924	1 388	781	897 GOLD, SILVERWARE, JEWEL NES	79	14 289	7 983
674 FLAT-ROLLED PLATED IRON	5 562	1 596	900	898 MUSICAL INSTRUMENTS, ETC.	10 333	30 288	17 325
675 FLAT-ROLLED, ALLOY STEEL	49 990	18 061	10 220	899 MISC MANUFACTRD GOODS NES	1 770	11 004	6 222
676 IRON, STL. BAR, SHAPES ETC.	30 244	6 215	3 504	971 GOLD, NONMONTRY EXCL ORES	165	98	98
678 WIRE OF IRON OR STEEL	2 250	636	362				
679 TUBES, PIPES, ETC. IRON, STL	16 524	6 714	3 832	PAPUA NEW G			
681 SILVER, PLATINUM, ETC.	499	4 349	2 453				
682 COPPER	8 975	7 050	4 026	IMPORTS	1 987 507	511 420	292 417
683 NICKEL	1 557	4 449	2 512	036 CRUSTACEANS, MOLLUSCS ETC	306	748	403
684 ALUMINIUM	12 565	12 419	7 015	037 FISH ETC. PREPD. PRSVD. NES	102	78	47
686 ZINC	1 928	892	504	061 SUGARS, MOLASSES, HONEY	525	136	79
687 TIN	39	93	52	071 COFFEE, COFFEE SUBSTITUTE	219 537	115 457	65 671
689 MISC. NON-FERR. BASE METAL	19	296	128	072 COCOA	156 070	54 242	30 563
691 METALLIC STRUCTURES NES	11 334	9 579	5 435	075 SPICES	413	269	149
692 CONTAINERS, STORAGE, TRNSP	4 986	4 003	2 219	081 ANIMAL FEED STUFF	37 916	967	546
693 WIRE PRODUCTS EXCL. ELECT	1 340	2 000	1 120	223 OILSEED (OTH. FIX. VEG. OIL)	130 461	9 060	5 092
694 NAILS, SCREWS, NUTS, ETC.	6 034	6 524	3 682	231 NATURAL RUBBER, ETC.	17 174	3 304	1 870
695 TOOLS	9 159	35 733	20 271	232 SYNTHETIC RUBBER, ETC.	768	171	98
696 CUTLERY	1 718	9 744	5 512	283 COPPER ORES, CONCENTRATES	1 344 084	250 260	144 440
697 HOUSEHOLD EQUIPMENT, NES	4 647	8 622	4 873	291 CRUDE ANIMAL MATERLS. NES	195	170	97
699 MANUFACT. BASE METAL, NES	48 836	55 791	31 557	422 FIXED VEG. FAT, OILS, OTHER	79 084	6 977	3 935
700 CPL IND PLANT (84/85/87)	4 503	19 031	11 032	611 LEATHER	19	51	30
711 STEAM GENER. BOILERS, ETC.	160	434	248	896 WORKS OF ART, ANTIQUE ETC	46	68 862	39 023
712 STEAM TURBINES	33	966	551	971 GOLD, NONMONTRY EXCL ORES			
713 INTRNL COMBUS PSTN ENGIN	30 784	92 162	52 393				
714 ENGINES, MOTORS NON-ELECT	18	1 808	1 069	EXPORTS	78 208	28 103	16 020
716 ROTATING ELECTRIC PLANT	12 090	27 834	15 748	071 COFFEE, COFFEE SUBSTITUTE	210	446	254
718 OTH. POWR. GENRTRNG. MACHNRY	912	5 773	3 280	112 ALCOHOLIC BEVERAGES	244	76	45
721 AGRIC. MACHINES, EX. TRACTR	17 034	18 477	10 284	269 WORN CLOTHING, TEXTL. ARTL	271	106	61
722 TRACTORS	47 779	44 950	25 461	278 OTHER CRUDE MINERALS	29 546	802	455
723 CIVIL ENGINEERING EQUIPT	35 042	56 787	31 955	292 CRUDE VEG. MATERIALS, NES	147	109	61
724 TEXTILE, LEATHER MACHINES	20 556	83 296	47 107	523 METAL. SALTS, INDRGAN. ACID	30 613	7 340	4 340
725 PAPER, PULP MILL MACHINES	8 257	32 104	18 220	542 MEDICAMENTS	592	1 594	892
726 PRINTNG, BOOKBINDNG MACHS	18 081	90 502	51 197	562 FERTILIZER, EXCEPT GRP272	5 760	180	101
727 FOOD-PROCESS. MCH. NON DDM	2 823	10 486	5 926	582 PLASTIC PLATE, SHEETS, ETC	583	241	133
728 OTH. MACH. PTS, SPCL INDUST	50 242	150 624	85 665	598 MISC. CHEMICAL PRODTS. NES	200	61	35
731 METAL REMOVAL WORK TOOLS	5 504	20 215	11 443	629 ARTICLES OF RUBBER, NES	87	204	114
733 MACH-TOOLS, METAL-WORKING	4 025	12 266	6 839	641 PAPER AND PAPERBOARD	2 451	707	398
735 PARTS, NES, FOR MACH-TOOLS	1 077	8 102	4 577	642 PAPER, PAPERBOARD, CUT ETC	790	263	144
737 METALWORKING MACHNRY NES	7 764	22 268	12 492	664 GLASS	611	103	57
741 HEATNG, COOLNG EQUIP, PART	.	.	.	665 GLASSWARE	97	103	56
742 PUMPS FOR LIQUIDS, PARTS	6 853	29 812	16 936	695 TOOLS	206	628	355
743 PUMPS NES, CENTRIFUGS ETC	21 700	65 254	36 969	699 MANUFACT. BASE METAL, NES	52	119	63
744 MECHANICAL HANDLING EQUIP	27 895	46 559	26 545	711 STEAM GENER. BOILERS, ETC.	41	73	44
745 OTH. NONELEC MCH, TOOL, NES	16 819	78 419	44 255	713 INTRNL COMBUS PSTN ENGIN	21	160	87
746 BALL OR ROLLER BEARINGS	10 603	23 477	13 363	716 ROTATING ELECTRIC PLANT	196	562	312
747 TAPS, COCKS, VALVES, ETC.	6 461	33 259	18 851	718 OTH. POWR. GENRTRNG. MACHNRY	447	1 471	876
748 TRANSMISSIONS SHAFTS ETC	21 419	39 103	22 209	721 AGRIC. MACHINES, EX. TRACTR	41	117	70
749 NON-ELECT MACH. PARTS, ETC	3 947	13 540	7 665	723 CIVIL ENGINEERING EQUIPT	589	558	323
751 OFFICE MACHINES	3 314	20 376	11 430	727 FOOD-PROCESS. MCH. NON DDM	65	334	189
752 AUTOMAT. DATA PROC. EQUIP	1 564	30 253	17 045				
759 PARTS, FOR OFFICE MACHINS	791	12 785	7 211				

## 7 IMPORTS AND EXPORTS (SPECIAL TRADE) BY COUNTRIES OF PRODUCTION AND CONSUMPTION AND BY GROUPS OF THE SITC-REV. III 1988

GROUP DESCRIPTION	DT = 100 KG	1 000 DM	1 000 \$	GROUP DESCRIPTION	DT = 100 KG	1 000 DM	1 000 \$
728 OTH. MACH, PTS, SPCL INDUST	2 086	2 645	1 501	724 TEXTILE, LEATHER MACHINES	167	106	60
731 METAL REMOVAL WORK TOOLS	32	88	39	725 PRINTNG, BOOKBINDNG MACHS	168	129	75
733 MACH-TOOLS, METAL-WORKING	21	96	57	728 OTH. MACH, PTS, SPCL INDUST	1 034	299	173
735 PARTS, NES, FOR MACH-TOOLS	2	115	67	742 PUMPS FOR LIQUIDS, PARTS	23	59	32
741 HEATNG, COOLNG EQUIP, PART	.	.	.	745 OTH. NONELEC MCH, TOOL, NES	8	128	72
742 PUMPS FOR LIQUIDS, PARTS	12	105	58	749 NON-ELECT MACH. PARTS, ETC	12	128	77
743 PUMPS NES, CENTRIFUGS ETC	21	121	65	752 AUTOMATC. DATA PROC. EQUIP	9	239	132
744 MECHANICAL HANDLNG EQUIP	43	168	98	759 PARTS, FOR OFFICE MACHINS	15	381	217
745 OTH. NONELEC MCH, TOOL, NES	104	820	455	764 TELECOMM. EQUIP. PARTS NES	4	121	67
747 TAPS, COCKS, VALVES, ETC.	7	146	80	771 ELECT POWER MACHNY. PARTS	6	53	30
748 TRANSMISSIONS SHAFTS ETC	13	107	59	772 ELEC. SWITCH, RELAY, CIRCUIT	29	300	167
764 TELECOMM. EQUIP. PARTS NES		270	150	775 DOM. ELEC. NON-ELEC. EQUIPT	90	212	118
772 ELEC. SWITCH, RELAY, CIRCUIT	9	816	446	778 ELECTRIC. MACH. APPART. NES	280	784	448
776 TRANSISTORS, VALVES, ETC.		161	87	781 PASS. MOTOR VEHCLS. EX. BUS	53	143	78
778 ELECTRIC. MACH. APPART. NES		225	124	784 PARTS, TRACTORS, MOTOR VEH	98	80	44
781 PASS. MOTOR VEHCLS. EX. BUS	46	217	119	785 CYCLES, MOTORCYCLES ETC.	19	136	77
792 AIRCRAFT, ASSOCTD. EQUIPNT	6	476	262	792 AIRCRAFT, ASSOCTD. EQUIPNT	62	7 976	4 252
813 LIGHTNG FIXTURES ETC. NES	40	114	64	848 CLOTHNG, NONTXTL; HEADGEAR	21	69	40
821 FURNITURE, CUSHIONS, ETC.	143	335	187	872 MEDICAL INSTRUMENTS NES	43	1 421	806
872 MEDICAL INSTRUMENTS NES	20	75	40	873 METERS, COUNTERS, NES	32	540	311
874 MEASURE, CONTROL INSTRMNT	44	3 195	1 771	874 MEASURE, CONTROL INSTRMNT	6	128	74
885 WATCHES AND CLOCKS	2	63	38	892 PRINTED MATTER	177	125	71
892 PRINTED MATTER	38	111	60	893 ARTICLES, NES, OF PLASTICS	172	245	138
893 ARTICLES, NES, OF PLASTICS	225	197	110	896 WORKS OF ART, ANTIQUE ETC	8	356	206
AUST OCEANIA				897 GOLD, SILVERWARE, JEWEL NES	3	265	154
IMPORTS	992	209	114	899 MISC MANUFACTRD GOODS NES	7	993	565
057 FRUIT, NUTS EXCL. DIL NUTS	650	80	45	961 COIN NONGOLD NONCURRENT		54	30
EXPORTS	596	726	412	971 GOLD, NONMONTRY EXCL ORES	1	1 164	663
635 WOOD MANUFACTURES, NES	159	103	59	EXPORTS	642 698	471 037	267 122
845 OTHR. TEXTILE APPAREL, NES	5	56	34	024 CHEESE AND CURD	333	256	145
851 FOOTWEAR	9	111	63	037 FISH ETC. PREPD, PRSVD. NES	70	92	53
NAURU				056 VEGETABLES, PRPD, PRSVD, NES	217	208	117
IMPORTS	387	157	86	059 FRUIT, VEGETABLE JUICES	5 277	1 064	599
071 COFFEE, COFFEE SUBSTITUTE	206	143	82	061 SUGARS, MOLASSES, HONEY	137 726	6 058	3 465
EXPORTS	566	359	204	062 SUGAR CONFECTIONERY	262	120	68
745 OTH. NONELEC MCH, TOOL, NES	36	243	138	071 COFFEE, COFFEE SUBSTITUTE	1 818	1 511	866
NEW ZEALAND				073 CHOCOLATE, OTH. COCOA PREP	192	286	163
IMPORTS	1 422 790	474 891	267 791	081 ANIMAL FEED STUFF	841	194	110
011 BOVINE MEAT	759	771	435	098 EDIBLE PROD. PREPRTNS, NES	332	280	158
012 OTHER MEAT, MEAT OFFAL	159 235	83 754	47 650	111 NON-ALCOHOL. BEVERAGE, NES	545	132	75
022 MILK AND CREAM	8 455	3 803	2 132	112 ALCOHOLIC BEVERAGES	5 074	2 285	1 286
024 CHEESE AND CURD	12 033	7 512	4 249	232 SYNTHETIC RUBBER, ETC.	2 270	670	380
034 FISH, FRESH, CHILLED, FROZN	2 267	1 517	866	266 SYNTHETIC FIBRES	1 004	368	207
036 CRUSTACEANS, MOLLUSCS ETC	197	77	44	267 OTHER MAN-MADE FIBRES	2 087	787	446
054 VEGETABLES	57 785	3 620	2 084	273 STONE, SAND AND GRAVEL	1 659	68	36
056 VEGETABLES, PRPD, PRSVD, NES	396	140	75	278 OTHER CRUDE MINERALS	7 743	393	228
057 FRUIT, NUTS EXCL. DIL NUTS	839 355	167 101	92 780	292 CRUDE VEG. MATERIALS, NES	1 190	568	314
058 FRUIT, PRESERVED, PREPARED	19 763	3 939	2 233	334 PETROLEUM PRODUCTS	7 217	638	368
059 FRUIT, VEGETABLE JUICES	234	174	99	335 RESIDUAL PETROL. PRODUCTS	377	53	32
061 SUGARS, MOLASSES, HONEY	10 559	2 554	1 452	421 FIXED VEG. FAT, OILS, SOFT	8 377	777	431
081 ANIMAL FEED STUFF	1 026	138	77	431 ANIMAL, VEG. FATS, OILS, NES	6 316	753	427
098 EDIBLE PROD. PREPRTNS, NES	1 814	674	383	511 HYDROCARBONS, NES, DERIVTS	241	148	85
112 ALCOHOLIC BEVERAGES	208	64	34	512 ALCOHOL, PHENOL, ETC. DERIV	2 473	677	376
211 HIDES, SKINS (EX. FURS), RAW	1 677	1 339	750	513 CARBOXYLIC ACIDS, DERIVTS	17 660	3 312	1 926
212 FURSKINS, RAW	114	991	582	514 NITROGEN-FUNCT. COMPOUNDS	6 603	2 833	1 603
251 PULP AND WASTE PAPER	10 295	1 133	649	515 ORGANO-INORGANIC COMPNDS	1 658	2 887	1 643
268 WOOL, OTHER ANIMAL HAIR	100 735	78 489	44 982	516 OTHER ORGANIC CHEMICALS	1 089	1 347	755
285 ALUMINIUM ORE, CONCTR. ETC	607	350	192	522 INORGANIC CHEM. ELEMENTS	19 011	4 207	2 383
287 ORE, CONCENTR. BASE METALS	200	128	73	523 METAL. SALTS, INORGAN. ACID	18 910	1 900	1 074
288 NON-FERROUS WASTE, SCRAP	435	125	70	524 OTHER CHEMICAL COMPOUNDS	1 020	487	279
291 CRUDE ANIMAL MATERLS. NES	20 684	33 431	18 944	531 SYNTH. COLOURS, LAKES, ETC.	3 141	7 284	4 148
292 CRUDE VEG. MATERIALS, NES	9 522	3 345	1 869	532 DYEING, TANNING MATERIALS	6 932	1 218	692
411 ANIMAL OILS AND FATS	50 434	3 703	2 088	533 PIGMENTS, PAINTS, ETC.	13 978	5 782	3 235
431 ANIMAL, VEG. FATS, OILS, NES	990	520	302	541 MEDICINES, ETC. EXC. GRP542	1 325	10 009	5 628
512 ALCOHOL, PHENOL, ETC. DERIV	51 615	1 577	893	542 MEDICAMENTS	1 397	21 274	12 070
513 CARBOXYLIC ACIDS, DERIVTS	191	1 012	567	551 ESSENTL. OIL, PERFUME, FLAVR	103	460	259
531 SYNTH. COLOURS, LAKES, ETC.	13	80	45	553 PERFUMERY, COSMETICS, ETC.	365	754	431
541 MEDICINES, ETC. EXC. GRP542	24	172	91	554 SOAP, CLEANERS, POLISH, ETC	13 575	3 950	2 228
553 PERFUMERY, COSMETICS, ETC.	16	73	40	562 FERTILIZER, EXCEPT GRP272	7 810	706	391
582 PLASTIC PLATE, SHEETS, ETC	164	80	47	571 POLYMERS OF ETHYLENE	2 395	559	314
591 INSECTICIDES, ETC.	38	97	52	572 POLYMERS OF STYRENE	6 586	2 061	1 165
592 STARCHES, INULIN, ETC.	50 544	34 228	19 367	573 POLYMERS, VINYL CHLORIDE	4 661	1 057	607
598 MISC. CHEMICAL PRODTS. NES	28	156	86	574 POLYACETAL, POLYCARBONATE	6 743	2 955	1 676
611 LEATHER	859	666	369	575 OTH. PLASTIC, PRIMARY FORM	16 462	10 400	5 884
613 FURSKINS, TANNED, DRESSED	638	3 542	2 030	581 PLASTIC TUBE, PIPE, HOSE	99	279	153
629 ARTICLES OF RUBBER, NES	48	139	77	582 PLASTIC PLATE, SHEETS, ETC	10 066	7 488	4 243
635 WOOD MANUFACTURES, NES	187	55	30	583 MONOFILAMENT OF PLASTICS	181	235	135
651 TEXTILE YARN	457	541	310	591 INSECTICIDES, ETC.	3 061	4 104	2 320
684 ALUMINIUM	1 656	985	528	592 STARCHES, INULIN, ETC.	5 142	1 114	629
689 MISC. NON-FERR. BASE METAL	87	61	33	593 EXPLOSIVES, PYROTECHNICS	46	140	78
693 WIRE PRODUCTS EXCL. ELECT	49	69	40	597 PREPD ADDITIVES, LIQUIDS	3 207	1 312	720
695 TOOLS	56	133	77	598 MISC. CHEMICAL PRODTS. NES	26 080	9 095	5 153
714 ENGINES, MOTORS NON-ELECT	61	8 728	5 195	621 MATERIALS OF RUBBER	1 343	785	439
718 OTH. POWR. GENRNG. MACHNRY	11	110	63	625 RUBBER TYRES, TUBES, ETC.	556	476	273
721 AGRIC. MACHINES, EX. TRACTR	5	52	30	629 ARTICLES OF RUBBER, NES	770	1 908	1 066
723 CIVIL ENGINEERING EQUIPT	6	61	33	634 VENEERS, PLYWOOD, ETC.	639	465	272
				635 WOOD MANUFACTURES, NES	347	243	138
				641 PAPER AND PAPERBOARD	73 805	19 788	11 156
				642 PAPER, PAPERBOARD, CUT ETC	1 480	1 147	655
				651 TEXTILE YARN	628	1 804	1 001
				652 COTTON FABRICS, WOVEN	388	2 110	1 309
				653 FABRICS, MAN-MADE FIBRES	2 151	7 383	4 083
				654 OTH. TEXTILE FABRIC, WOVEN	545	1 258	719
				655 KNIT, CROCHET, FABRIC NES	384	987	554
				656 TULLE, LACE, EMBROIDRY, ETC	64	373	208
				657 SPECIAL YARN, TXTL. FABRIC	1 183	2 279	1 282
				658 TEXTILE ARTICLES NES	319	664	371

7 IMPORTS AND EXPORTS (SPECIAL TRADE) BY COUNTRIES OF PRODUCTION AND CONSUMPTION AND BY GROUPS OF THE SITC-REV. III 1988

GROUP DESCRIPTION	DT = 100 KG	1 000 DM	1 000 \$	GROUP DESCRIPTION	DT = 100 KG	1 000 DM	1 000 \$
659 FLOOR COVERINGS, ETC.	32	61	35	898 MUSICAL INSTRUMENTS, ETC.	1 237	4 712	2 648
662 CLAY, REFRCT. CONSTR. MATRL	12 745	2 089	1 186	899 MISC MANUFCTRD GOODS NES	72	659	362
663 MINERAL MANUFACTURES, NES	6 119	2 002	1 117	941 COMPL IND PLANT CHAPT 99	88	83	47
664 GLASS	21 986	2 498	1 412				
665 GLASSWARE	2 465	2 881	1 611	SOLOMON IS			
666 POTTERY	1 280	1 825	1 024				
667 PEARLS, PRECIOUS STONES				IMPORTS	13 064	3 778	2 113
671 PIG IRON, SPIEGELEISN, ETC	366	312	182				
673 FLAT-ROLLED IRON ETC.	1 573	189	103	072 COCOA	11 402	3 598	2 007
674 FLAT-ROLLED PLATED IRON	9 475	1 356	763	422 FIXED VEG. FAT, OILS, OTHER	1 596	62	37
675 FLAT-ROLLED, ALLOY STEEL	981	284	162				
676 IRON, STL. BAR, SHAPES ETC.	4 528	1 503	848	EXPORTS	22 684	1 106	619
678 WIRE OF IRON OR STEEL	1 404	368	214				
679 TUBES, PIPES, ETC. IRON, STL	448	268	147	061 SUGARS, MOLASSES, HONEY	6 149	375	206
681 SILVER, PLATINUM, ETC.	13	256	142	278 OTHER CRUDE MINERALS	13 859	206	115
682 COPPER	386	552	315	673 FLAT-ROLLED IRON ETC.	807	70	42
683 NICKEL	125	293	171				
684 ALUMINIUM	1 038	1 210	684	TUVALU			
686 ZINC	237	110	61				
691 METALLIC STRUCTURES NES	921	900	504	IMPORTS		5	3
692 CONTAINERS, STORAGE, TRNSP	685	545	293				
693 WIRE PRODUCTS EXCL. ELECT	763	396	223	EXPORTS	45	56	32
694 NAILS, SCREWS, NUTS, ETC.	481	528	293				
695 TOOLS	1 138	3 958	2 211	AMER OCEANIA			
696 CUTLERY	170	1 288	726				
697 HOUSEHOLD EQUIPMENT, NES	386	648	365	IMPORTS	29 770	2 433	1 371
699 MANUFACT. BASE METAL, NES	3 122	3 540	1 979				
700 CPL IND PLANT (84/85/87)	1 333	9 399	5 531	081 ANIMAL FEED STUFF	2 932	63	37
713 INTRNL COMBUS PSTN ENGIN	578	2 121	1 204	251 PULP AND WASTE PAPER	11 681	1 440	791
716 ROTATING ELECTRIC PLANT	1 081	2 353	1 374	575 OTH. PLASTIC, PRIMARY FORM	14 632	532	314
718 OTH. POWR. GENRTRNG. MACHNRY	39	111	61	671 PIG IRON, SPIEGELEISN, ETC	510	360	205
721 AGRIC. MACHINES, EX. TRACTR	1 874	2 194	1 224				
722 TRACTORS	619	755	434	EXPORTS	4 828	6 792	3 876
723 CIVIL ENGINEERING EQUIPT	1 622	2 548	1 445				
724 TEXTILE, LEATHER MACHINES	950	4 035	2 272	553 PERFUMERY, COSMETICS, ETC.	64	71	37
725 PAPER, PULP MILL MACHINES	2 328	9 226	5 192	666 POTTERY	27	79	45
726 PRINTNG, BOOKBINDNG MACHS	2 806	12 494	7 158	713 INTRNL COMBUS PSTN ENGIN	6	69	39
727 FOOD-PROCESS. MCH. NON DOM	4 415	2 255	1 285	725 PAPER, PULP MILL MACHINES	44	141	85
728 OTH. MACH, PTS, SPLC INDUST	4 427	13 894	7 895	744 MECHANICAL HANDLING EQUIP	286	409	243
731 METAL REMOVAL WORK TOOLS	150	422	242	781 PASS. MOTOR VEHCLS. EX. BUS	1 149	3 632	2 076
733 MACH-TOOLS, METAL-WORKING	296	2 214	1 295	784 PARTS, TRACTORS, MOTOR VEH	29	153	88
735 PARTS, NES, FOR MACH-TOOLS	34	576	328	831 TRUNK, SUIT-CASES, BAG, ETC	7	241	139
737 METALWORKING MACHNRY NES	568	2 059	1 194	846 CLOTHING ACCESSRS, FABRIC	7	113	62
741 HEATNG, COOLNG EQUIP, PART				874 MEASURE, CONTROL INSTRMNT		110	60
742 PUMPS FOR LIQUIDS, PARTS	1 986	5 193	2 964	895 OFFICE, STATIONERY SUPPLS	2	387	222
743 PUMPS NES, CENTRIFUGS ETC	2 793	8 866	4 946	897 GOLD, SILVERWARE, JEWL NES	4	630	357
744 MECHANICAL HANDLING EQUIP	4 272	7 651	4 355				
745 OTH. NONELEC MCH, TOOL, NES	3 770	18 561	10 574	NEW CALEDON			
746 BALL OR ROLLER BEARINGS	25	131	68				
747 TAPS, COCKS, VALVES, ETC.	961	4 707	2 649	IMPORTS	256 840	136 436	76 691
748 TRANSMISSIONS SHAFTS ETC	1 168	2 693	1 546				
749 NON-ELECT MACH. PARTS, ETC	351	1 634	926	671 PIG IRON, SPIEGELEISN, ETC	256 807	136 284	76 609
751 OFFICE MACHINES	314	1 222	697	743 PUMPS NES, CENTRIFUGS ETC	14	100	54
752 AUTOMATC. DATA PROC. EQUIP	23	4 306	2 456				
759 PARTS, FOR OFFICE MACHINS	28	670	381	EXPORTS	63 469	30 212	17 109
762 RADIO-BROADCAST RECEIVER	22	376	214				
763 SOUND RECORDER, PHONOGRPH	70	314	182	024 CHEESE AND CURD	181	126	73
764 TELECOMM. EQUIP. PARTS NES	62	612	346	061 SUGARS, MOLASSES, HONEY	28 090	1 409	790
771 ELECT POWER MACHNRY, PARTS	174	823	458	278 OTHER CRUDE MINERALS	15 425	216	115
772 ELEC. SWITCH. RELAY. CIRCUIT	1 584	12 155	6 963	292 CRUDE VEG. MATERIALS, NES	28	93	57
773 ELECTR. DISTRIBUT. EQPT NES	636	1 598	895	553 PERFUMERY, COSMETICS, ETC.	31	81	44
774 ELECTRO-MEDCL. XRAY EQUIP	333	7 863	4 474	554 SOAP, CLEANERS, POLISH, ETC	127	59	35
775 DOM. ELEC. NON-ELEC. EQUIPT	2 131	4 975	2 811	582 PLASTIC PLATE, SHEETS, ETC	95	106	58
776 TRANSISTORS, VALVES, ETC.		474	262	591 INSECTICIDES, ETC.	65	84	47
778 ELECTRIC. MACH. APPART. NES	8 450	10 917	6 173	598 MISC. CHEMICAL PRODTS. NES	504	51	30
781 PASS. MOTOR VEHCLS. EX. BUS	9 218	26 606	15 205	625 RUBBER TYRES, TUBES, ETC.	1 723	1 312	753
782 GOODS, SPLC TRANSPORT VEH	2 162	4 520	2 627	641 PAPER AND PAPERBOARD	781	263	147
783 ROAD MOTOR VEHICLES NES	824	1 290	752	642 PAPER, PAPERBOARD, CUT ETC	304	152	83
784 PARTS, TRACTORS, MOTOR VEH	5 177	14 041	8 024	651 TEXTILE YARN	11	55	30
785 CYCLES, MOTORCYCLES ETC.	336	1 138	665	663 MINERAL MANUFACTURES, NES	330	224	123
786 TRAILERS, SEMI-TRAILR, ETC	691	565	317	665 GLASSWARE	1 235	187	108
791 RAILWAY VEHICLES. EQUIPNT	68	139	78	679 TUBES, PIPES, ETC. IRON, STL	1 282	163	94
792 AIRCRAFT, ASSOCTD. EQUIPNT	7	378	221	684 ALUMINIUM	42	62	36
793 SHIP, BOAT, FLOAT. STRUCTRS	23	126	71	691 METALLIC STRUCTURES NES	117	112	61
812 PLUMBNG, SANITRY, EQPT. ETC	286	176	100	692 CONTAINERS, STORAGE, TRNSP	140	138	78
813 LIGHTNG FIXTURES ETC. NES	393	1 468	838	695 TOOLS	132	271	147
821 FURNITURE, CUSHIONS, ETC.	3 110	3 209	1 792	699 MANUFACT. BASE METAL, NES	286	384	219
831 TRUNK, SUIT-CASES, BAG, ETC	9	73	38	713 INTRNL COMBUS PSTN ENGIN	50	172	94
841 MENS, BOYS CLOTHNG, X-KNIT	20	376	210	721 AGRIC. MACHINES, EX. TRACTR	57	66	36
842 WOMEN, GIRL CLOTHNG, X-KNIT		140	69	722 TRACTORS	74	74	43
844 WOMEN, GIRLS CLOTHNG. KNIT	2	55	31	723 CIVIL ENGINEERING EQUIPT	260	375	212
845 OTHR. TEXTILE APPAREL, NES		81	44	726 PRINTNG, BOOKBINDNG MACHS	60	605	344
846 CLOTHING ACCESSRS, FABRIC	12	130	74	727 FOOD-PROCESS. MCH. NON DOM	17	57	31
848 CLOTHNG, NONXTL; HEADGEAR	9	119	67	728 OTH. MACH, PTS, SPLC INDUST	221	381	208
851 FOOTWEAR	104	354	201	741 HEATNG, COOLNG EQUIP, PART			
871 OPTICAL INSTRUMENTS, NES	10	596	335	743 PUMPS NES, CENTRIFUGS ETC	175	514	293
872 MEDICAL INSTRUMENTS NES	242	3 923	2 201	745 OTH. NONELEC MCH, TOOL, NES	231	1 319	767
873 METERS, COUNTERS, NES	25	422	237	747 TAPS, COCKS, VALVES, ETC.	24	178	98
874 MEASURE, CONTROL INSTRMNT	632	8 579	4 840	748 TRANSMISSIONS SHAFTS ETC	31	85	46
881 PHOTOGRAPH APPAR. ETC. NES	291	2 499	1 404	751 OFFICE MACHINES	23	106	63
882 PHOTO. CINEMATOGPRH. SUPPL	4 074	7 655	4 325	762 RADIO-BROADCAST RECEIVER	8	56	32
884 OPTICAL GOODS NES	67	3 083	1 737	764 TELECOMM. EQUIP. PARTS NES	70	315	177
885 WATCHES AND CLOCKS	263	2 287	1 286	774 ELECTRO-MEDCL. XRAY EQUIP	1	119	64
891 ARMS AND AMMUNITION	27	387	212	775 DOM. ELEC. NON-ELEC. EQUIPT	128	252	143
892 PRINTED MATTER	1 178	2 656	1 523	778 ELECTRIC. MACH. APPART. NES	76	397	226
893 ARTICLES, NES, OF PLASTICS	5 692	4 764	2 684	781 PASS. MOTOR VEHCLS. EX. BUS	4 193	9 775	5 585
894 BABY CARRIAGE, TOYS, GAMES	319	1 074	606	782 GOODS, SPLC TRANSPORT VEH	2 980	3 831	2 175
895 OFFICE, STATIONERY SUPPLS	879	2 265	1 260	783 ROAD MOTOR VEHICLES NES	300	504	279
897 GOLD, SILVERWARE, JEWL NES	1	451	254	784 PARTS, TRACTORS, MOTOR VEH	497	1 576	889

7 IMPORTS AND EXPORTS (SPECIAL TRADE) BY COUNTRIES OF PRODUCTION AND CONSUMPTION AND BY GROUPS OF THE SITC-REV. III 1988

GROUP DESCRIPTION	DT = 100 KG	1 000 DM	1 000 \$	GROUP DESCRIPTION	DT = 100 KG	1 000 DM	1 000 \$
786 TRAILERS, SEMI-TRAILR, ETC	246	98	54	TONGA			
821 FURNITURE, CUSHIONS, ETC.	398	290	169				
872 MEDICAL INSTRUMENTS NES	11	146	85	IMPORTS		33	19
874 MEASURE, CONTROL INSTRMNT	1	115	63	EXPORTS	153 818	5 832	3 096
881 PHOTOGRAPH APPAR, ETC. NES	8	69	36				
882 PHOTO. CINEMATOGRPH. SUPPL	229	300	171	046 MEAL, FLOUR OF WHEAT, MSLN	2 359	88	49
891 ARMS AND AMMUNITION	21	122	71	793 SHIP, BOAT, FLOAT. STRUCTRS	150 680	5 500	2 914
892 PRINTED MATTER	29	66	37				
893 ARTICLES, NES, OF PLASTICS	16	76	41	WEST SAMOA			
894 BABY CARRIAGE, TOYS, GAMES	81	135	75	IMPORTS	23 024	2 185	1 241
895 OFFICE, STATIONERY SUPPLS	40	219	121				
897 GOLD, SILVERWARE, JEWEL NES		87	49	072 COCOA	2 689	843	488
898 MUSICAL INSTRUMENTS, ETC.	32	81	50	223 OILSEED (OTH. FIX. VEG. OIL)	20 323	1 296	727
				EXPORTS	30 397	2 944	1 663
WALLIS FUTUN				046 MEAL, FLOUR OF WHEAT, MSLN	11 811	413	238
IMPORTS	15	19	11	061 SUGARS, MOLASSES, HONEY	9 605	393	226
EXPORTS	10	21	13	278 OTHER CRUDE MINERALS	5 126	119	69
KIRIBATI				571 POLYMERS OF ETHYLENE	673	147	81
IMPORTS	80 821	5 525	3 091	676 IRON, STL. BAR, SHAPES ETC.	1 077	55	30
072 COCOA	296	99	55	679 TUBES, PIPES, ETC. IRON, STL	616	268	157
223 OILSEED (OTH. FIX. VEG. OIL)	80 525	5 423	3 036	699 MANUFACTS. BASE METAL, NES	439	175	98
EXPORTS	377	133	72	713 INTRNL COMBUS PSTN ENGIN	4	103	57
741 HEATNG, COOLNG EQUIP, PART				723 CIVIL ENGINEERING EQUIPT	49	70	37
				727 FOOD-PROCESS. MCH. NON DOM	48	336	188
PITCAIRN				745 OTH. NONELEC MCH, TOOL, NES	114	357	200
IMPORTS	5	27	15	782 GOODS, SPCL TRANSPORT VEH	116	65	36
N ZEAL OCEAN				FR POLYNESIA			
IMPORTS	465	1 015	578	IMPORTS	32	870	502
292 CRUDE VEG. MATERIALS, NES	10	63	37	075 SPICES	12	219	128
896 WORKS OF ART, ANTIQUE ETC		113	65	667 PEARLS, PRECIOUS STONES			
961 COIN NONGOLD NONCURRENT	12	373	212	EXPORTS	63 463	29 242	16 536
972		354	198	058 FRUIT, PRESERVED, PREPARED	54	84	48
EXPORTS	465	601	332	061 SUGARS, MOLASSES, HONEY	1 000	60	33
742 PUMPS FOR LIQUIDS, PARTS	15	56	32	062 SUGAR CONFECTIONERY	187	114	65
743 PUMPS NES, CENTRIFUGS ETC	25	59	32	122 TOBACCO, MANUFACTURED	1 102	1 508	870
874 MEASURE, CONTROL INSTRMNT	5	93	51	278 OTHER CRUDE MINERALS	40 700	870	513
				533 PIGMENTS, PAINTS, ETC.	793	441	252
FIJI				571 POLYMERS OF ETHYLENE	300	66	40
IMPORTS	4 512	1 913	1 101	581 PLASTIC TUBE, PIPE, HOSE	34	85	50
058 FRUIT, PRESERVED, PREPARED	830	417	242	582 PLASTIC PLATE, SHEETS, ETC	121	122	69
062 SUGAR CONFECTIONERY	362	127	71	591 INSECTICIDES, ETC.	214	307	177
072 COCOA	3 020	1 032	596	598 MISC. CHEMICAL PRODTS. NES	78	98	55
292 CRUDE VEG. MATERIALS, NES	201	102	59	625 RUBBER TYRES, TUBES, ETC.	504	419	238
742 PUMPS FOR LIQUIDS, PARTS		104	60	641 PAPER AND PAPERBOARD	766	189	104
EXPORTS	52 873	6 206	3 476	651 TEXTILE YARN	20	77	42
061 SUGARS, MOLASSES, HONEY	1 505	76	42	657 SPECIAL YARN, TXTL. FABRIC	45	120	68
278 OTHER CRUDE MINERALS	33 102	868	496	662 CLAY, REFRCT. CONSTR. MATRL	340	60	31
421 FIXED VEG. FAT, OILS, SOFT	13 891	1 242	684	663 MINERAL MANUFACTURES, NES	48	87	48
533 PIGMENTS, PAINTS, ETC.	186	85	46	664 GLASS	216	57	32
542 MEDICAMENTS	18	139	77	665 GLASSWARE	1 536	195	112
551 ESSNTL. OIL, PERFUME, FLAVR	31	117	65	673 FLAT-ROLLED IRON ETC.	794	52	31
553 PERFUMERY, COSMETICS, ETC.	16	63	37	674 FLAT-ROLLED PLATED IRON	1 499	210	121
592 STARCHES, INULIN, ETC.	283	116	66	684 ALUMINIUM	29	53	30
629 ARTICLES OF RUBBER, NES	13	76	45	694 NAILS, SCREWS, NUTS, ETC.	61	87	47
641 PAPER AND PAPERBOARD	423	97	55	695 TOOLS	99	275	153
651 TEXTILE YARN	29	74	41	697 HOUSEHOLD EQUIPMENT, NES	126	280	163
652 COTTON FABRICS, WOVEN	16	64	36	699 MANUFACTS. BASE METAL, NES	404	543	303
657 SPECIAL YARN, TXTL. FABRIC	53	55	31	713 INTRNL COMBUS PSTN ENGIN	45	310	179
662 CLAY, REFRCT. CONSTR. MATRL	640	85	51	723 CIVIL ENGINEERING EQUIPT	766	941	554
663 MINERAL MANUFACTURES, NES	121	98	59	727 FOOD-PROCESS. MCH. NON DOM	1 155	2 971	1 641
695 TOOLS	336	329	184	728 OTH. MACH, PTS, SPCL INDUST	467	655	385
699 MANUFACTS. BASE METAL, NES	36	76	44	741 HEATNG, COOLNG EQUIP, PART			
723 CIVIL ENGINEERING EQUIPT	341	360	207	742 PUMPS FOR LIQUIDS, PARTS	32	189	107
724 TEXTILE, LEATHER MACHINES	8	86	52	743 PUMPS NES, CENTRIFUGS ETC	91	286	163
742 PUMPS FOR LIQUIDS, PARTS	20	53	31	744 MECHANICAL HANDLNG EQUIP	221	427	241
745 OTH. NONELEC MCH, TOOL, NES	25	123	69	745 OTH. NONELEC MCH, TOOL, NES	179	751	425
761 TELEVISION RECEIVERS ETC	3	191	113	747 TAPS, COCKS, VALVES, ETC.	62	210	118
764 TELECOMM. EQUIP, PARTS NES	12	674	360	748 TRANSMISSIONS SHAFTS ETC	12	75	41
872 MEDICAL INSTRUMENTS NES	44	56	30	749 NON-ELECT MACH. PARTS, ETC	5	65	39
874 MEASURE, CONTROL INSTRMNT		60	34	751 OFFICE MACHINES	21	120	67
897 GOLD, SILVERWARE, JEWEL NES		159	90	761 TELEVISION RECEIVERS ETC	28	70	40
				763 SOUND RECORDER, PHONOGRPH	4	93	52
VANUATU				764 TELECOMM. EQUIP. PARTS NES	19	65	35
IMPORTS	260 489	17 467	9 852	772 ELEC. SWITCH. RELAY. CIRCUIT	21	269	151
072 COCOA	291	121	73	774 ELECTRO-MEDCL. XRAY EQUIP	11	343	193
223 OILSEED (OTH. FIX. VEG. OIL)	260 195	17 332	9 772	775 DOM. ELEC. NON-ELEC. EQUIPT	156	312	174
EXPORTS	47	179	99	778 ELECTRIC. MACH. APPART. NES	2 083	1 972	1 095
				781 PASS. MOTOR VEHCLS. EX. BUS	2 028	5 172	2 935
				782 GOODS, SPCL TRANSPORT VEH	884	1 207	688
				784 PARTS, TRACTORS, MOTOR VEH	642	2 064	1 168
				813 LIGHTNG FIXTURES ETC. NES	67	120	68
				821 FURNITURE, CUSHIONS, ETC.	194	194	112
				872 MEDICAL INSTRUMENTS NES	4	71	38
				874 MEASURE, CONTROL INSTRMNT	19	131	74
				882 PHOTO. CINEMATOGRPH. SUPPL	210	391	220
				892 PRINTED MATTER	37	73	38
				893 ARTICLES, NES, OF PLASTICS	137	201	113
				894 BABY CARRIAGE, TOYS, GAMES	57	202	109
				895 OFFICE, STATIONERY SUPPLS	98	323	174
				897 GOLD, SILVERWARE, JEWEL NES		294	172

7 IMPORTS AND EXPORTS (SPECIAL TRADE) BY COUNTRIES OF PRODUCTION AND CONSUMPTION AND BY GROUPS OF THE SITC-REV. III 1988

GROUP DESCRIPTION	DT = 100 KG	1 000 DM	1 000 \$	GROUP DESCRIPTION	DT = 100 KG	1 000 DM	1 000 \$
898 MUSICAL INSTRUMENTS, ETC.	20	79	39				
899 MISC MANUFCTRD GOODS NES	24	122	71				
POLAR REG							
IMPORTS	43	312	178				
EXPORTS	851	1 006	579				
752 AUTOMATC. DATA PROC. EQUIP	3	675	386				
SHIPS SUPPL							
IMPORTS	813 013	273 358	154 879				
334 PETROLEUM PRODUCTS	184	56	31				
748 TRANSMISSIONS SHAFTS ETC	35	72	41				
EXPORTS	25 632 347	821 856	464 721				
037 FISH ETC. PREPD, PRSVD. NES		149	79				
071 COFFEE, COFFEE SUBSTITUTE	97	212	127				
073 CHOCOLATE, OTH. COCOA PREP	234	572	328				
112 ALCOHOLIC BEVERAGES	3 887	4 730	2 695				
122 TOBACCO, MANUFACTURED	1 142	14 494	8 235				
334 PETROLEUM PRODUCTS	24 051 329	688 937	389 065				
553 PERFUMERY, COSMETICS, ETC.	425	12 612	7 164				
554 SOAP, CLEANERS, POLISH, ETC	5	58	33				
593 EXPLOSIVES, PYROTECHNICS	140	84	46				
831 TRUNK, SUIT-CASES, BAG, ETC	1	226	126				
846 CLOTHING ACCESSRS, FABRIC		1 034	582				
884 OPTICAL GOODS NES		143	83				
885 WATCHES AND CLOCKS		1 301	739				
895 OFFICE, STATIONERY SUPPLS		314	176				
897 GOLD, SILVERWARE, JEWEL NES		283	163				
899 MISC MANUFCTRD GOODS NES	1	543	308				
UNID COUNTR.							
IMPORTS	22 089	6 589	3 640				
054 VEGETABLES	7 512	352	198				
057 FRUIT, NUTS EXCL. OIL NUTS	724	102	53				
071 COFFEE, COFFEE SUBSTITUTE	480	236	136				
072 COCOA	149	56	31				
292 CRUDE VEG. MATERIALS, NES	424	156	87				
625 RUBBER TYRES, TUBES, ETC.	220	72	37				
629 ARTICLES OF RUBBER, NES	48	61	32				
659 FLOOR COVERINGS, ETC.	30	56	34				
691 METALLIC STRUCTURES NES	265	53	32				
694 NAILS, SCREWS, NUTS, ETC.	95	110	58				
695 TOOLS	42	93	53				
699 MANUFACTS. BASE METAL, NES	139	156	83				
716 ROTATING ELECTRIC PLANT	17	59	30				
728 OTH. MACH. PTS, SPCL INDUST	52	61	35				
731 METAL REMOVAL WORK TOOLS	442	71	42				
735 PARTS, NES, FOR MACH-TOOLS	202	74	42				
743 PUMPS NES, CENTRIFUGS ETC	18	58	31				
747 TAPS, COCKS, VALVES, ETC.	13	66	34				
748 TRANSMISSIONS SHAFTS ETC	41	72	33				
752 AUTOMATC. DATA PROC. EQUIP	4	88	50				
759 PARTS, FOR OFFICE MACHINS	2	63	37				
764 TELECOMM. EQUIP. PARTS NES	9	92	53				
771 ELECT POWER MACHNY. PARTS	13	113	59				
772 ELEC. SWITCH. RELAY. CIRCUIT	203	178	98				
776 TRANSISTORS, VALVES, ETC.		71	35				
778 ELECTRIC MACH. APPART. NES	65	116	63				
781 PASS. MOTOR VEHCLS. EX. BUS	172	59	33				
821 FURNITURE, CUSHIONS, ETC.	103	110	62				
841 MENS, BOYS CLOTHNG, X-KNIT	42	91	51				
842 WOMEN, GIRL CLOTHNG, XKNIT	20	184	107				
843 MENS, BOYS CLOTHING, KNIT	44	98	58				
845 OTHR. TEXTILE APPAREL, NES	11	108	62				
851 FOOTWEAR	17	64	36				
874 MEASURE, CONTROL INSTRMNT	7	205	112				
893 ARTICLES, NES, OF PLASTICS	82	76	42				
894 BABY CARRIAGE, TOYS, GAMES	69	86	47				
896 WORKS OF ART, ANTIQUE ETC	1	152	92				
898 MUSICAL INSTRUMENTS, ETC.	6	64	36				
EXPORTS	2 262	1 694	954				
059 FRUIT, VEGETABLE JUICES	247	71	39				
542 MEDICAMENTS		168	87				
635 WOOD MANUFACTURES, NES	379	95	53				
743 PUMPS NES, CENTRIFUGS ETC	21	73	41				
776 TRANSISTORS, VALVES, ETC.	2	79	41				
842 WOMEN, GIRL CLOTHNG, XKNIT	2	69	39				
874 MEASURE, CONTROL INSTRMNT	3	234	139				
892 PRINTED MATTER	213	295	162				
TOTAL IMPORTS	3 506 473 212 439 609 422 250 443 392						
EXPORTS	1 834 610 952 567 653 979 323 277 141						

IMPORTS AND EXPORTS (SPECIAL TRADE) 1988 BY GROUPS OF THE SITC  
AND BY COUNTRIES OF PRODUCTION AND CONSUMTION

GROUP COUNTRY	NUMBER	1 000 DM	1 000 \$
001 LIVE ANIMALS (ONLY HORSES)			
<u>IMPORTS</u> .....	6 839	23 581	13 444
France .....	244	1 992	1 144
Belgium Lux .....	418	1 188	680
Netherlands .....	537	2 134	1 202
Italy .....	16	451	256
United Kingdom .....	188	1 782	1 011
Ireland .....	91	471	268
Denmark .....	817	3 367	1 939
Spain .....	7	54	30
Iceland .....	176	369	209
Norway .....	21	65	35
Sweden .....	21	122	72
Finland .....	6	76	44
Switzerland .....	259	791	450
Austria .....	212	699	394
Sovietunion .....	351	856	479
Poland .....	1 694	3 069	1 746
Czechoslovakia .....	985	1 409	810
Hungary .....	206	501	284
USA .....	291	2 883	1 644
Canada .....	110	593	338
Bracil .....	22	112	63
Argentina .....	93	417	241
<u>EXPORTS</u> .....	12 279	52 688	30 135
France .....	4 308	9 040	5 215
Belgium Lux .....	1 577	2 994	1 711
Netherlands .....	413	1 847	1 042
Italy .....	3 331	7 631	4 371
United Kingdom .....	274	2 287	1 310
Ireland .....	20	145	84
Denmark .....	212	1 595	918
Greece .....	53	189	107
Spain .....	51	283	164
Sweden .....	79	1 260	723
Finland .....	104	1 455	827
Switzerland .....	866	11 158	6 330
Austria .....	344	1 769	1 020
Poland .....	5	67	40
Czechoslovakia .....	2	54	32
Hungary .....	17	62	36
Rep S Africa .....	9	344	197
USA .....	326	6 323	3 638
Canada .....	109	1 273	722
Mexico .....	30	284	159
Bracil .....	33	739	411
Israel .....	18	56	33
Saudi Arabia .....	12	302	182
Kuwait .....	12	518	295
Oman .....	2	300	161
Japan .....	17	353	205
Taiwan .....	9	64	35
Australia .....	2	60	34

# Subject-Matter Series 7: Aussehenhandel

## (Foreign Trade)

### Series 1: Zusammenfassende Übersichten für den Außenhandel (Summary surveys of foreign trade)

This monthly publication, which appears approximately 6 weeks after the reference month, contains the most important import and export figures of special trade by commodity groups, by countries and groups of countries (EC countries, developing countries, state trading countries), as well as surveys of foreign trade volume and indices.

In addition, monthly import and export trends are presented according to commodity groups of the food industry and the industrial economy in the delimitation of general trade.

A survey of the foreign trade of OECD member countries appears in the form of an annex.

The annual report with an enlarged programme of tabulations inter alia also contains data on customs storage trade and processing.

### Series 2: Außenhandel nach Waren und Ländern (Spezialhandel) – (Foreign trade by commodities and countries – special trade)

In the monthly report, import and export figures (quantity and value) are published according to nearly all nine-digit code numbers of the commodity classification for foreign trade statistics in a breakdown by major countries of origin/destination. The December report at the same time also serves as the annual report.

In a supplementary volume published annually (Series 2.1), data are provided on customs storage trade, transfer of goods from processing to free circulation, nominal customs revenue, and exports of goods of foreign origin.

### Series 3: Außenhandel nach Ländern und Warengruppen (Spezialhandel) – (Foreign trade by countries and commodity groups – special trade)

This series presents at semi-annual intervals the import and export figures by countries of origin/destination in a breakdown by commodity groups and sub-groups of the food industry and industrial economy.

The report for the second half-year at the same time also serves as the annual report.

In addition, two supplementary reports were published annually until 1987 providing data on the trade channels of imports and exports of the Federal Republic of Germany, namely:

3.1: Imports by countries of production/sale and commodity groups

3.2: Exports by countries of consumption/purchase and commodity groups  
As from 1988, only one supplementary report will be published, comprising results on imports and exports by countries of origin/sale and countries of destination/purchase, respectively, as well as by commodity groups.

### Series 4: Außenhandel mit ausgewählten Waren (Foreign trade with selected commodities)

4.1: Ein- und Ausfuhr von Mineralöl (Generalhandel) – (Imports and exports of mineral oil – general trade)

This monthly report which becomes available approximately 8 weeks after the reference month contains the import and export figures for mineral oil by code numbers in a breakdown by countries of origin/destination.

The December report at the same time contains the annual figures.

### Series 5: Außenhandel mit ausgewählten Ländern (Foreign trade with selected countries)

5.1: Außenhandel mit den Entwicklungsländern (Spezialhandel) – (Foreign trade with the developing countries – special trade)

This report provides an annual presentation of foreign trade of the Federal Republic of Germany with the developing countries as countries of origin/destination and countries of sale/purchase, respectively, with a subdivision according to major product/commodity groups of the food industry and the industrial economy for each country.

5.2: Handel mit den Staatshandelsländern (Trade with the state trading countries)

This biennial publication contains data on foreign trade of the Federal Republic of Germany with the state trading countries in a breakdown by countries of origin/destination and countries of sale/purchase, respectively, as well as by major commodity groups and sub-groups of the food industry and the industrial economy. There is further shown the foreign trade of the German Democratic Republic and Berlin (East) with the state trading countries and the major partner countries of the West.

### Series 6: Durchfuhr im Seeverkehr und Seeumschlag (Transit trade in sea-borne transport and transshipment)

This annual publication covers the commodities which, both in-coming and outgoing, were shipped in transit through the report area and via the major seaports of the Federal Republic of Germany, as well as transshipment. The tabulations are shown in a subdivision by seaports, commodity groups of the food industry and the industrial economy, as well as by countries of consignment/destination.

### Series 7: Außenhandel nach Ländern und Gütergruppen der Produktionsstatistiken (Spezialhandel) – (Foreign trade by countries and groups of goods of production statistics – special trade)

In this annual publication, imports and exports are shown by countries of origin/destination according to the definition and grouping of the groups/categories of goods of the Commodity Classification for Production Statistics. This provides for a commodity breakdown of foreign trade statistics according to the interrelations of production techniques.

### Series 8: Außenhandel nach dem Internationalen Warenverzeichnis für den Außenhandel (SITC-Rev. III) und Ländern (Spezialhandel) – (Foreign trade according to the Standard International Trade Classification (SITC-Rev. III) and by countries – special trade) – until 1987 SITC-Rev. II –

In this annual report (since 1978), import and export figures are shown according to the five-digit items of the Standard International Trade Classification (SITC-Rev. III) in a breakdown by major countries of origin/destination.

The annex contains a confrontation of the items of the Standard International Trade Classification (SITC-Rev. III) with the code numbers of the Commodity Classification for Foreign Trade Statistics.

### Series 9: Sonderbeiträge (Special contributions)

S 3: Neuberechnung des Außenhandelsvolumens und der Außenhandelsindizes auf Basis 1980 – (New computation of the volume of foreign trade and of foreign trade indices, base 1980)

This report presents for the reporting period 1952 to 1983 the results of the new computation of the foreign trade volume and the foreign trade indices subsequent to the conversion to base year 1980.

S 5: Außenhandel nach dem Internationalen Warenverzeichnis für den Außenhandel (SITC-Rev. II) von 1978 bis 1987 (Foreign trade according to the Standard International Trade Classification (SITC-Rev. II) from 1978 to 1987)

This report contains the foreign trade figures (special trade) which are presented according to the five-digit items of the Standard International Trade Classification as "long-term series", comparable over a period of 10 reference years.

### Foreign language publications

Foreign Trade according to the Standard International Trade Classification (SITC-Rev. III) – Special Trade – until 1987 SITC-Rev. II –

This annual publication in the English language contains foreign trade figures according to the Standard International Trade Classification (SITC-Rev. III) with data by countries of origin/destination.

### Classifications

Commodity Classification for Foreign Trade Statistics

Standard International Trade Classification (SITC III)

Confrontation of the Classification of Goods for Production Statistics (GP)

with the Commodity Classification for Foreign Trade Statistics (WA)

Alphabetic Index of Countries for Foreign Trade Statistics.

Confrontation of the commodity numbers of the Commodity Classification for Foreign Trade Statistics, 1987/1988

Comparison of the commodity numbers of the Commodity Classification for Foreign Trade Statistics, 1988/1987



STATISTISCHES BUNDESAMT  
GUSTAV-STRESEMANN-RING 11  
D-6200 WIESBADEN 1

Publications and prospectuses can be obtained from the publishers METZLER-POESCHEL, delivery: Messrs. Hermann Leins, P.O.B. 7, in D-7408 Kusterdingen.

Bestell-Nr. 6370010-88700