

Statistisches Bundesamt
Zeitschriftenstelle

STATISTISCHE BERICHTE



Herausgeber: Statistisches Bundesamt/Außenstelle Düsseldorf
Eisen- und Stahlstatistik

Arbeits-Nr. IV/22/80

Erschienen am 22. April 1959

MONATSZAHLEN ZUR MONTAN-UNION

mit Vergleichszahlen für Großbritannien und USA

April 1959

Nachdruck, auch auszugsweise, nur mit Quellenangabe gestattet.

Die Berichte 1-67 sind außerhalb der Arbeitsreihe IV/22 herausgegeben worden.

Inhalt

| | Seite |
|-----------------------------|---|
| Vorbemerkung | 1 |
| A. Gesamtübersichten | Tabellen und Schaubilder 2-3 |
| B. Förderung/Erzeugung | 1. Steinkohle, Koks, Steinkohlenbriketts, Braunkohlen 4 2. Eisenerze, Sinter, Schrott 5 3. Erzeugungsanlagen: Hochofen und Stahllöfen 6 4. Roheisen nach Sorten 7 5. Rohstahl nach Sorten 8-9 6. Walzstahlfertigerzeugnisse nach Sorten 10-11 7. Weiterverarbeitete Walzstahlfertigerzeugnisse 12 8. Anteile der Länder an der Förderung/Erzeugung der Montan-Union in v.H. 13 |
| C. Verbrauch | 1. Eisenerze, Manganerze, Sinter, Schrott und Koks für die Roheisenerzeugung 14 2. Roheisen und Schrott für die Stahlerzeugung 15 3. Verbrauch je t-Roheisenerzeugung 16 Verbrauch je t-Rohstahlerzeugung 16 |
| D. Bezüge und Lieferungen | 1. Kohle, Koks und Briketts, Eisenerze 17 2. Schrott, Roheisen 18 3. Rohblöcke und Stahlhalbzeug, Warmbreitband 19 4. Walzstahl insgesamt, Eisenbahnoberbaumaterial 20 5. Schwere Profile, leichte Profile 21 6. Walzdraht, Bandstahl 22 7. Grob- und Mittelbleche, Feinbleche 23 8. Transformatoren- und Dynamobleche, sonstige Bleche 24 9. Weiterverarbeitete Walzstahlerzeugnisse, Stahlröhren 25 |
| E. Versorgung | 1. Rohstahl, Walzstahl, Eisenerze, Kohle, insgesamt 26 2. Rohstahl, Walzstahl, Eisenerze, Kohle, je Kopf der Bevölkerung 27 |
| F. Bestände | Steinkohle, Koks, Eisenerze, Schrott 28 |
| G. Belegschaft und Leistung | 1. Beschäftigte/Arbeiter im Steinkohlenbergbau, Eisenerzbergbau und in der Eisen schaffenden Industrie 29 2. Schichtleistung im Steinkohlenbergbau 29 |
| H. Löhne und Gehälter | Brutto-Stundenlöhne im Steinkohlenbergbau, Eisenerzbergbau und in der Eisen schaffenden Industrie 30 |

Vorbemerkung

Die "Monatszahlen zur Montan-Union" enthalten ausgewählte Zahlenreihen über wichtige wirtschaftliche Tatbestände und Vorgänge, die für eine Beobachtung der Entwicklung innerhalb der Montan-Union sowie der Vergleichsländer Großbritannien und USA von besonderer Bedeutung sind oder brauchbare Anhaltspunkte bieten.

Das nach Ländern der Montan-Union aufgegliederte Zahlenmaterial erstreckt sich hauptsächlich auf den Steinkohlenbergbau, den Eisenerzbergbau sowie die Eisen- und Stahlindustrie. In erster Linie werden die im Vertrag über die Gründung der Europäischen Gemeinschaft für Kohle und Stahl genannten Erzeugnisse berücksichtigt, wobei Erzeugung und Förderung, Rohstoffverbrauch und -versorgung sowie Bezüge und Lieferungen in Vordergrund stehen. Darüber hinaus werden Bestände, Belegschaft, Löhne und allgemeine Wirtschaftszahlen dargestellt.

Die Zahlen entstammen größtenteils den Fachstatistiken der Länder und den Veröffentlichungen der Hohen Behörde in Luxemburg. Wegen Benutzung verschiedener Quellen sind die Zahlen mit anderen Veröffentlichungen des Statistischen Bundesamtes nicht immer vergleichbar.

Für die einzelnen Länder gilt der jetzige Gebietsstand. Unter der Bezeichnung "Bundesgebiet" ist Bundesrepublik ohne Saarland und Berlin-West zu verstehen. Das Saarland ist nur ausnahmsweise in den Zahlen von Frankreich enthalten. Bei Italien ist Triest eingeschlossen.

Die Reihen werden monatlich auf den neuesten Stand gebracht und laufend - ohne besondere Kennzeichnung - berichtet. Die sich bei der Aufrechnung der einzelnen Zahlen ergebenden Differenzen mit den Summen sind auf Abrundungen zurückzuführen.

Bei den Angaben über die Erzeugung von Roheisen und Rohstahl handelt es sich um die Netto-Erzeugung, d.h. bei Roheisen ohne umgeschmolzenes Roheisen und bei Rohstahl ohne Vorschmelzstahl. In "Bezügen und Lieferungen" (Außenhandel) ist beim Bundesgebiet der Handel mit der Sowjetischen Besatzungszone (Interzonenhandel) nicht einbezogen.

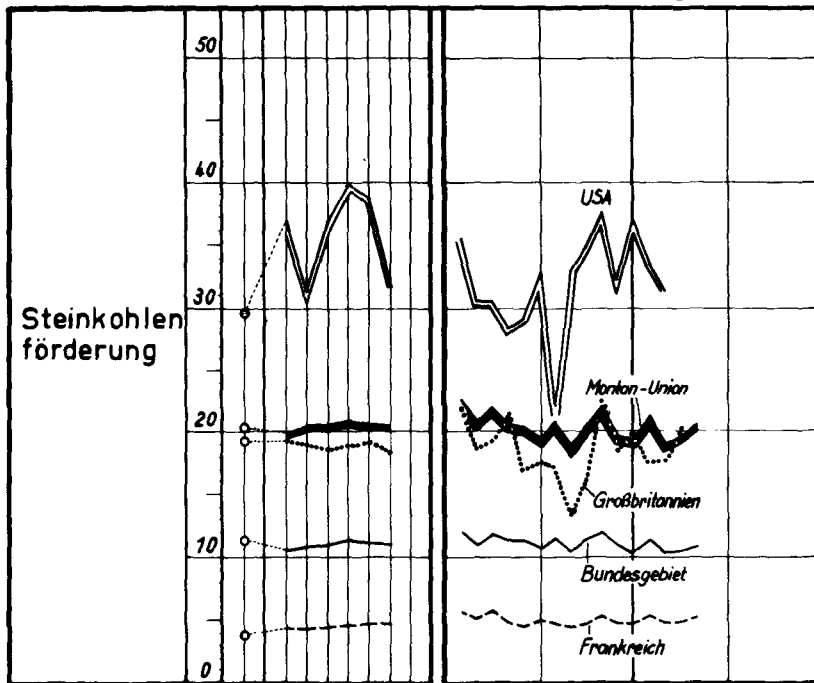
Als Maßeinheit gilt das metrische System.

Zeichenerklärung

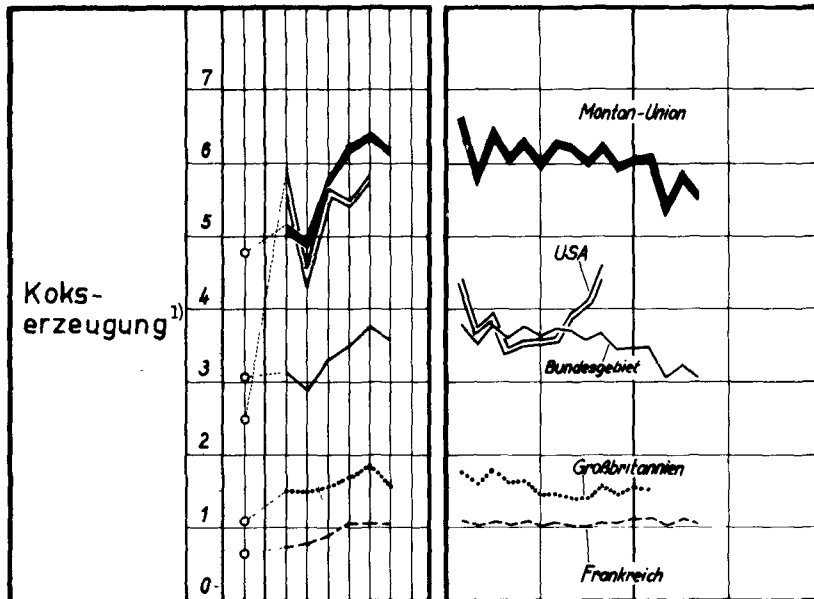
- an Stelle einer Zahl = null (nichts)
- 0 oder 0,0 an Stelle einer Zahl = mehr als null, jedoch weniger als die Hälfte der kleinsten Einheit, die in der betr. Tabelle dargestellt wird.
- . an Stelle einer Zahl = kein Nachweis vorhanden
- ... Angaben folgen
- MD bzw. JD = Monats- bzw. Jahresdurchschnitt
- ME bzw. JE = Monats- bzw. Jahresende
- Hj bzw. Vj = Halbjahr bzw. Vierteljahr
- *) = vorläufige oder geschätzte Zahlen

Zusammenfassende Übersichten Förderung/Erzeugung

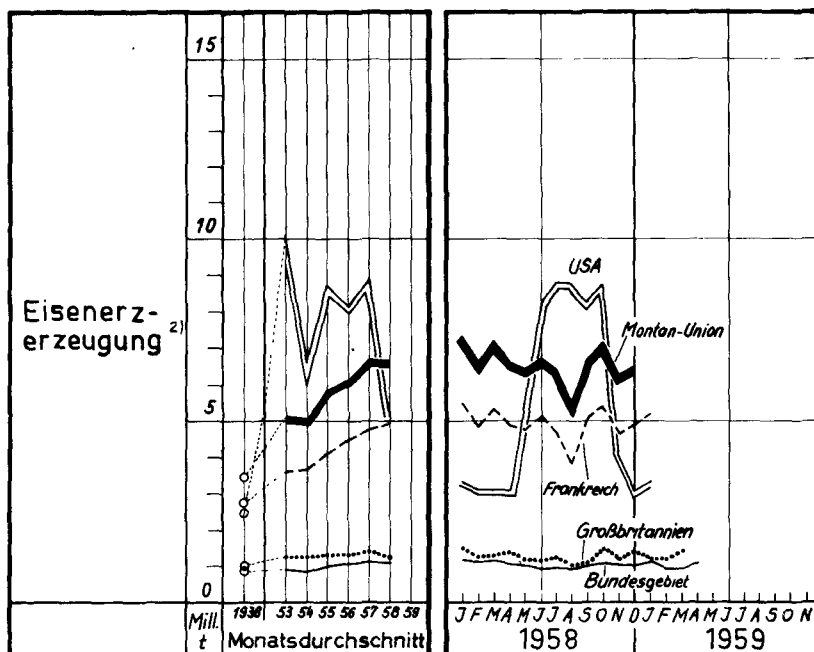
Masseinheit: Mill.t



| Jahr Monat | Bundes- gebiet | Frank- reich | Montan- Union | Groß- brit. | USA ³⁾ |
|---------------|---------------------|-----------------|------------------|----------------|-------------------|
| | in Millionen Tonnen | | | | |
| 1938 MD | 11,41 | 3,88 | 20,20 | 19,22 | 29,61 |
| 1953 " | 10,37 | 4,38 | 19,75 | 19,03 | 36,84 |
| 1954 " | 10,67 | 4,53 | 20,14 | 18,95 | 31,62 |
| 1955 " | 10,89 | 4,61 | 20,53 | 18,59 | 36,88 |
| 1956 " | 11,20 | 4,59 | 20,78 | 18,80 | 39,96 |
| 1957 " | 11,10 | 4,73 | 20,66 | 18,94 | 38,75 |
| 1958 " | 11,05 | 4,81 | 20,53 | 18,54 | 31,86 |
| 1959 | | | | | |
| Okt. | 11,71 | 5,33 | 22,00 | a) 22,07 | 37,27 |
| Nov. | 10,67 | 4,72 | 19,64 | 18,10 | 32,11 |
| Dez. | 10,38 | 4,73 | 19,45 | a) 19,76 | 36,79 |
| 1959 | | | | | |
| Jan. | 11,38 | 5,26 | 21,28 | 17,64 | 33,58 |
| Febr. | 10,35 | 4,87 | 19,10 | 17,77 | 31,20 |
| März | 10,49 | 4,97 | 19,87 | a) 20,33 | |
| April | 10,93 | 5,24 | 20,68 | | |
| Mai | | | | | |
| Juni | | | | | |
| Juli | | | | | |
| Aug. | | | | | |
| Sept. | | | | | |
| Okt. | | | | | |
| Nov. | | | | | |
| Dez. | | | | | |



| | | | | | |
|---------|------|------|------|---------|------|
| 1938 MD | 3,06 | 0,64 | 4,73 | 1,09 | 2,46 |
| 1953 " | 3,15 | 0,72 | 5,13 | 1,48 | 5,93 |
| 1954 " | 2,91 | 0,77 | 4,98 | 1,51 | 4,50 |
| 1955 " | 3,38 | 0,89 | 5,72 | 1,53 | 5,68 |
| 1956 " | 3,62 | 1,02 | 6,23 | 1,66 | 5,53 |
| 1957 " | 3,77 | 1,05 | 6,43 | 1,73 | 5,76 |
| 1958 " | 3,62 | 1,04 | 6,20 | 1,56 | |
| 1959 | | | | | |
| Okt. | 3,66 | 1,04 | 6,28 | a) 1,51 | 4,63 |
| Nov. | 3,46 | 1,05 | 6,01 | 1,47 | |
| Dez. | 3,45 | 1,10 | 6,09 | a) 1,52 | |
| 1959 | | | | | |
| Jan. | 3,46 | 1,11 | 6,13 | 1,50 | |
| Febr. | 3,09 | 1,03 | 5,51 | | |
| März | 3,24 | 1,11 | 5,92 | | |
| April | 3,09 | 1,06 | 5,64 | | |
| Mai | | | | | |
| Juni | | | | | |
| Juli | | | | | |
| Aug. | | | | | |
| Sept. | | | | | |
| Okt. | | | | | |
| Nov. | | | | | |
| Dez. | | | | | |

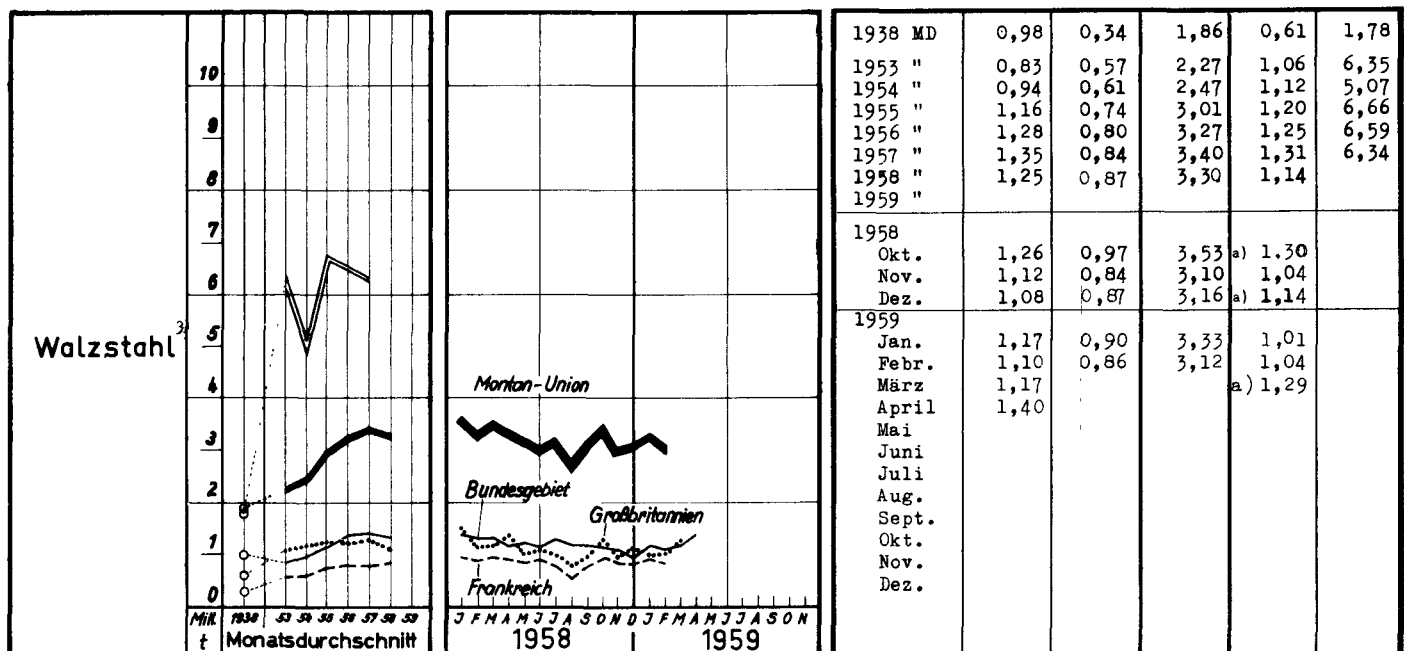
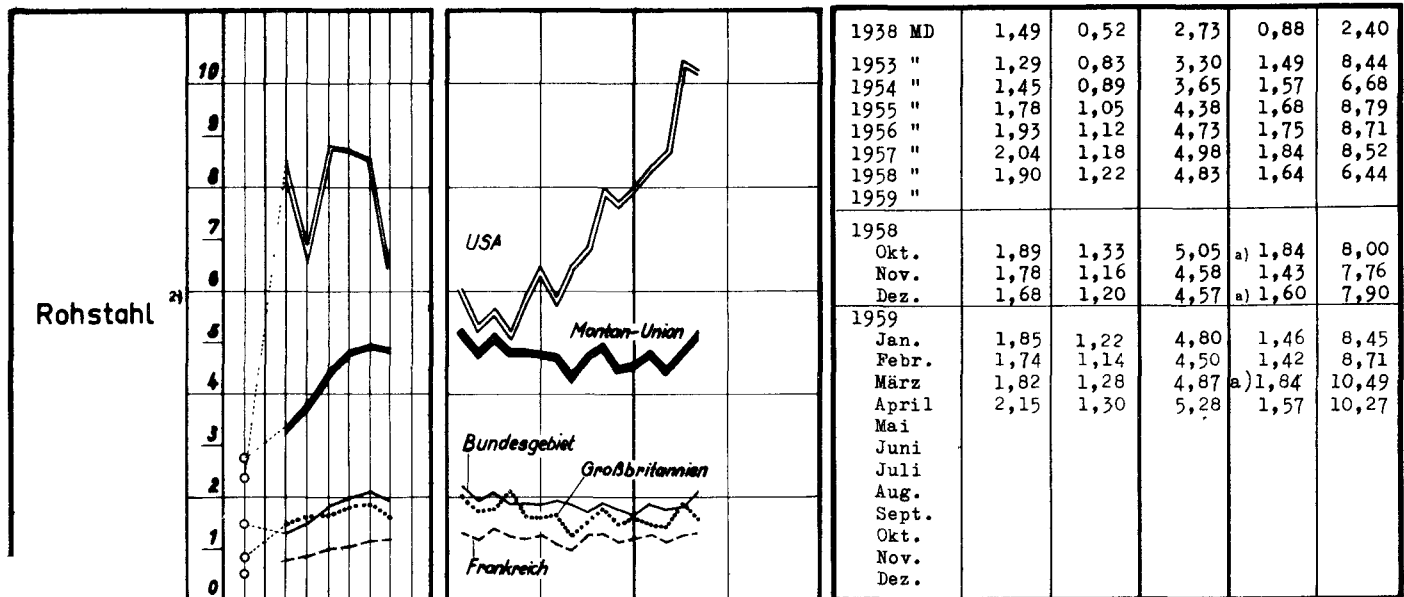
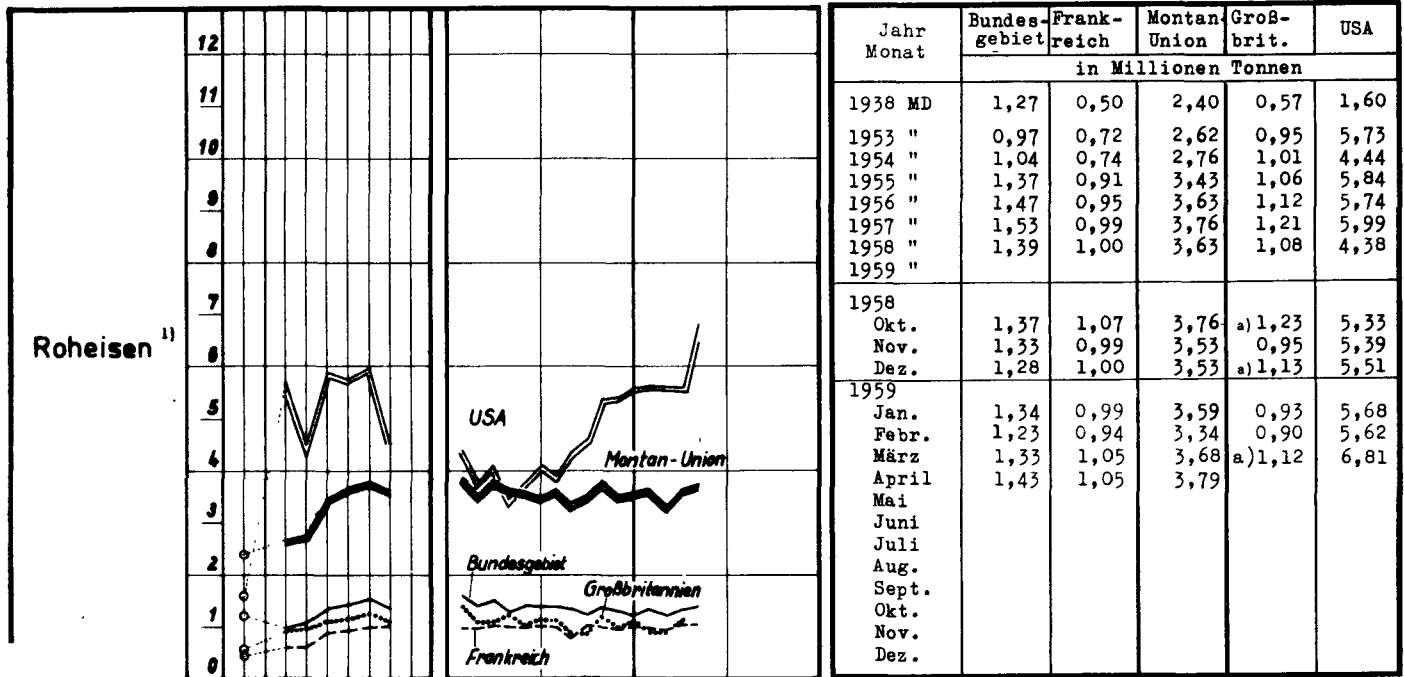


| | | | | | |
|---------|------|------|------|---------|-------|
| 1938 MD | 0,82 | 2,76 | 3,36 | 1,00 | 2,41 |
| 1953 " | 0,90 | 3,58 | 5,12 | 1,33 | 10,09 |
| 1954 " | 0,81 | 3,65 | 5,05 | 1,32 | 6,61 |
| 1955 " | 0,95 | 4,19 | 5,86 | 1,37 | 8,72 |
| 1956 " | 1,02 | 4,39 | 6,19 | 1,38 | 8,19 |
| 1957 " | 1,09 | 4,81 | 6,70 | 1,43 | 8,92 |
| 1958 " | 1,05 | 4,95 | 6,67 | 1,24 | 5,08 |
| 1959 | | | | | |
| Okt. | 1,09 | 5,40 | 7,11 | a) 1,49 | 8,71 |
| Nov. | 1,03 | 4,76 | 6,37 | 1,18 | 4,04 |
| Dez. | 1,01 | 4,86 | 6,54 | a) 1,37 | 3,09 |
| 1959 | | | | | |
| Jan. | 1,06 | 5,23 | | 1,11 | 3,39 |
| Febr. | 0,99 | | | 1,12 | |
| März | 0,99 | | | a) 1,40 | |
| April | 1,08 | | | | |
| Mai | | | | | |
| Juni | | | | | |
| Juli | | | | | |
| Aug. | | | | | |
| Sept. | | | | | |
| Okt. | | | | | |
| Nov. | | | | | |
| Dez. | | | | | |

¹⁾ Zechen- und Mutterkoks ²⁾ Gewinnung von handelsfähigen Roherz und -erzeugung von aufbereiteten Erz einschl. Rosterz und Eisenerzsinter ³⁾ Monatszahlen enthalten geringe Mengen (etwa 300000 t) Braunkohle. a) 5 Wochen

Zusammenfassende Übersichten Erzeugung

Masseneinheit: Mill.t



1) Einschl. Hochofen-Ferrolegierungen 2) Rohblocke und Flussgüsse für Stahlguss 3) Nur Erzeugnisse im Sinne des Montan-Vertrages a) in Wochen

Förderung / Erzeugung

Masseinheit: 1000 t

| | Jahr/ Monat | Montan-Union-Länder | | | | | | | | Vergleichsländer | |
|--|----------------|---------------------|----------|---------|------------|---------|-----------|-------------|------------------|-------------------|---------------------|
| | | Bundes- gebiet | Saarland | Belgien | Frankreich | Italien | Luxemburg | Niederlande | Montan- Union | Groß- britann. | U S A ¹⁾ |
| Steinkohle Rohförderung | 1953 | 124 472 | 16 418 | 30 060 | 52 588 | 1 126 | - | 12 297 | 236 961 | 227 798 | 440 338 |
| | 1954 | 128 035 | 16 818 | 29 249 | 54 405 | 1 074 | - | 12 071 | 241 653 | 227 899 | 379 154 |
| | 1955 | 130 728 | 17 329 | 29 978 | 55 335 | 1 136 | - | 11 895 | 246 401 | 225 562 | 442 410 |
| | 1956 | 134 407 | 17 090 | 29 555 | 55 129 | 1 076 | - | 11 836 | 249 092 | 225 969 | 477 084 |
| | 1957 | 133 156 | 16 455 | 29 086 | 56 795 | 1 019 | - | 11 376 | 247 888 | 227 233 | 467 592 |
| | 1958 | 132 582 | 16 423 | 27 062 | 57 721 | 721 | - | 11 880 | 246 390 | 222 502 | 382 800 |
| | 1958 MD | 11 049 | 1 369 | 2 255 | 4 810 | 60 | - | 990 | 20 532 | 18 542 | 31 860 |
| | Okt. 58 | 11 714 | 1 483 | 2 331 | 5 328 | 59 | - | 1 085 | 22 000 | a) 22 075 | 37 538 |
| | Nov. " | 10 671 | 1 294 | 1 937 | 4 722 | 52 | - | 971 | 19 647 | 18 099 | 32 554 |
| | Dez. " | 11 380 | 1 183 | 2 196 | 4 736 | 58 | - | 912 | 19 465 | a) 19 761 | 36 790 |
| | Jan. 59 | 11 377 | 1 432 | 2 088 | 5 256 | 60 | - | 1 069 | 21 281 | * 17 638 | 33 579 |
| | Febr. " | 10 351 | 1 319 | 1 576 | 4 871 | 60 | - | 937 | 19 114 | 17 774 | 31 204 |
| | Marz " | 10 494 | 1 307 | 2 035 | 4 969 | 64 | - | 1 010 | 19 883 | a) 20 328 | |
| | Apr. " | 10 926 | 1 398 | 2 051 | 5 242 | 63 | - | 1 001 | 20 681 | | |
| | Mai " | | | | | | | | | | |
| | Juni " | | | | | | | | | | |
| | Juli " | | | | | | | | | | |
| Aug. " | | | | | | | | | | | |
| Sept. " | | | | | | | | | | | |
| Steinkohlen-Koks ²⁾ | 1953 | 37 776 | 3 590 | 5 945 | 8 631 | 2 327 | - | 3 245 | 61 514 | 17 762 | 71 520 |
| | 1954 | 34 921 | 3 666 | 6 147 | 9 220 | 2 499 | - | 3 381 | 59 833 | 18 136 | 54 125 |
| | 1955 | 40 520 | 3 939 | 6 600 | 10 725 | 2 949 | - | 3 901 | 68 633 | 18 394 | 68 313 |
| | 1956 | 43 435 | 4 206 | 7 270 | 12 249 | 3 411 | - | 4 238 | 74 809 | 19 843 | 67 544 |
| | 1957 | 45 193 | 4 324 | 7 156 | 12 564 | 3 687 | - | 4 243 | 77 168 | 20 760 | 69 740 |
| | 1958 | 43 439 | 4 175 | 6 906 | 12 468 | 3 360 | - | 4 081 | 74 431 | 18 775 | |
| | 1958 MD | 3 620 | 348 | 575 | 1 039 | 280 | - | 341 | 6 203 | 1 565 | |
| | Okt. 58 | 3 659 | 351 | 596 | 1 043 | 285 | - | 344 | 6 277 | a) 1 507 | 4 634 |
| | Nov. " | 3 459 | 334 | 572 | 1 046 | 280 | - | 332 | 6 022 | 1 467 | 5 061 |
| | Dez. " | 3 446 | 336 | 596 | 1 106 | 278 | - | 339 | 6 101 | 1 525 | |
| | Jan. 59 | 3 459 | 342 | 591 | 1 113 | 280 | - | 353 | 6 138 | | |
| | Febr. " | 3 085 | 315 | 516 | 1 026 | 250 | - | 322 | 5 514 | | |
| | März " | 3 243 | 347 | 599 | 1 109 | 280 | - | 339 | 5 917 | | |
| | Apr. " | 3 092 | 335 | 580 | 1 057 | 253 | - | 325 | 5 642 | | |
| | Mai " | | | | | | | | | | |
| | Juni " | | | | | | | | | | |
| | Juli " | | | | | | | | | | |
| Aug. " | | | | | | | | | | | |
| Sept. " | | | | | | | | | | | |
| Steinkohlen- Briketts | 1953 | 5 246 | - | 1 338 | 6 983 | - | - | 904 | 14 471 | - | 4) |
| | 1954 | 6 030 | - | 1 378 | 6 728 | 21 | - | 918 | 15 075 | 1 700 | 1 550 |
| | 1955 | 6 914 | - | 1 553 | 6 698 | 25 | - | 976 | 16 166 | 1 700 | 1 535 |
| | 1956 | 7 708 | - | 1 820 | 7 867 | 25 | - | 1 033 | 18 455 | 1 800 | 1 440 |
| | 1957 | 7 824 | - | 1 822 | 8 256 | 16 | - | 1 142 | 19 060 | | |
| | 1958 | 5 918 | - | 1 037 | 7 089 | 11 | - | 1 086 | 15 141 | | |
| | 1958 MD | 493 | - | 87 | 591 | 1 | - | 91 | 1 262 | | |
| | Okt. 58 | 676 | - | 92 | 648 | 2 | - | 107 | 1 524 | | |
| | Nov. " | 549 | - | 94 | 619 | 2 | - | 97 | 1 362 | | |
| | Dez. " | 435 | - | 110 | 693 | 3 | - | 94 | 1 334 | | |
| | Jan. 59 | 393 | - | 117 | 732 | 3 | - | 104 | 1 349 | | |
| | Febr. " | 340 | - | 85 | 583 | 2 | - | 87 | 1 097 | | |
| | Marz " | | | | | | | | | | |
| | Apr. " | | | | | | | | | | |
| | Mai " | | | | | | | | | | |
| | Juni " | | | | | | | | | | |
| | Juli " | | | | | | | | | | |
| Aug. " | | | | | | | | | | | |
| Sept. " | | | | | | | | | | | |
| Braunkohle Rohförderung ³⁾ | 1953 | 86 204 | - | - | 1 948 | 821 | - | 252 | 89 225 | - | 2 586 |
| | 1954 | 89 509 | - | - | 1 900 | 858 | - | 173 | 92 440 | - | 2 580 |
| | 1955 | 92 118 | - | - | 2 053 | 570 | - | 255 | 94 996 | - | 2 872 |
| | 1956 | 96 980 | - | - | 2 252 | 507 | - | 270 | 100 010 | - | 2 620 |
| | 1957 | 98 622 | - | - | 2 294 | 472 | - | 288 | 101 676 | - | 2 361 |
| | 1958 | 95 264 | - | - | 2 318 | 1 239 | - | 255 | 99 077 | - | |
| | 1958 MD | 7 939 | - | - | 193 | 103 | - | 21 | 8 256 | - | |
| | Okt. 58 | 8 334 | - | - | 209 | 142 | - | 22 | 8 708 | - | |
| | Nov. " | 7 790 | - | - | 191 | 253 | - | 20 | 8 253 | - | |
| | Dez. " | 8 285 | - | - | 201 | 201 | - | 20 | 8 708 | - | |
| | Jan. 59 | 8 162 | - | - | 227 | - | - | 17 | - | - | |
| | Febr. " | 7 711 | - | - | 218 | - | - | 17 | - | - | |
| | Marz " | 7 521 | - | - | - | - | - | - | - | - | |
| | Apr. " | | | | | | | | | | |
| | Mai " | | | | | | | | | | |
| | Juni " | | | | | | | | | | |
| | Juli " | | | | | | | | | | |
| Aug. " | | | | | | | | | | | |
| Sept. " | | | | | | | | | | | |
| Braunkohlen- Briketts | 1953 | 16 579 | - | - | - | - | - | 84 | 16 663 | - | |
| | 1954 | 16 667 | - | - | - | - | - | 82 | 16 749 | - | |
| | 1955 | 16 440 | - | - | - | - | - | 85 | 16 525 | - | |
| | 1956 | 16 958 | - | - | - | - | - | 78 | 17 036 | - | |
| | 1957 | 16 826 | - | - | - | - | - | 81 | 16 907 | - | |
| | 1958 | 16 437 | - | - | - | - | - | 75 | 16 512 | - | |
| | 1958 MD | 1 370 | - | - | - | - | - | 6 | 1 376 | - | |
| | Okt. 58 | 1 449 | - | - | - | - | - | 7 | 1 456 | - | |
| | Nov. " | 1 256 | - | - | - | - | - | 6 | 1 262 | - | |
| | Dez. " | 1 308 | - | - | - | - | - | 6 | 1 314 | - | |
| | Jan. 59 | 1 384 | - | - | - | - | - | 6 | 1 390 | - | |
| | Febr. " | 1 286 | - | - | - | - | - | 6 | 1 292 | - | |
| | Marz " | 1 198 | - | - | - | - | - | 6 | 1 204 | - | |
| | Apr. " | 1 266 | - | - | - | - | - | 6 | 1 272 | - | |
| | Mai " | | | | | | | | | | |
| | Juni " | | | | | | | | | | |
| | Juli " | | | | | | | | | | |
| Aug. " | | | | | | | | | | | |
| Sept. " | | | | | | | | | | | |

1) Monatszahlen einschliesslich geringer Mengen (etwa 197 000 t) Braunkohle 2) Techn- und nuttenkoks 3) Jüngere und ältere Braunkohle, Bundesgebiet einschl. Peackohle 4) Gesamte Briketherstellung

a) 5 Wochen

Förderung / Erzeugung

Masseinheit: 1000 t

| | Jahr/ Monat | Montan-Union-Länder | | | | | | | Vergleichsländer | | |
|-------------------------------------|--|---------------------|----------|---------|------------|---------|-----------|-------------|------------------|-------------------|---------|
| | | Bundes- Gebiet | Saarland | Belgien | Frankreich | Italien | Luxemburg | Niederlande | Montan- Union | Groß- britann. | U S A |
| Eisenerze Rohförderung | 1953 | 14 621 | - | 100 | 42 924 | 1 429 | 7 168 | - | 66 242 | 16 071 | 119 888 |
| | 1954 | 13 039 | - | 81 | 44 362 | 1 601 | 5 887 | - | 64 970 | 15 807 | 79 382 |
| | 1955 | 15 682 | - | 106 | 50 885 | 2 151 | 7 204 | - | 76 028 | 16 435 | 104 650 |
| | 1956 | 16 928 | - | 144 | 53 359 | 2 650 | 7 594 | - | 80 675 | 16 506 | 99 420 |
| | 1957 | 18 320 | - | 138 | 58 525 | 2 610 | 7 843 | - | 87 435 | 17 173 | 107 477 |
| | 1958 | 17 984 | - | 124 | 60 186 | 2 145 | 6 636 | - | 87 075 | 14 847 | 60 900 |
| | 1958 MD | 1 499 | - | 10 | 5 016 | 179 | 553 | - | 7 257 | 1 237 | 5 075 |
| | Okt. 58 | 1 536 | - | 12 | 5 461 | 167 | 536 | - | 7 712 | a) 1 491 | 8 714 |
| | Nov. " | 1 482 | - | 12 | 4 812 | 171 | 484 | - | 6 961 | 1 175 | 4 042 |
| | Dez. " | 1 424 | - | 13 | 4 917 | 170 | 560 | - | 7 084 | a) 1 368 | 3 087 |
| | Jan. 59 | 1 518 | - | 13 | 5 297 | 174 | 536 | - | 7 537 | 1 109 | 3 387 |
| | Febr. " | 1 444 | - | 11 | 4 889 | 170 | 474 | - | 6 988 | 1 125 | |
| | März " | 1 414 | - | 12 | 5 119 | 157 | 485 | - | 7 187 | a) 1 403 | |
| | Apr. " | 1 528 | - | 12 | 5 433 | 167 | 538 | - | 7 678 | | |
| | Mai " | | | | | | | | | | |
| | Juni " | | | | | | | | | | |
| | Juli " | | | | | | | | | | |
| | Aug. " | | | | | | | | | | |
| | Sept. " | | | | | | | | | | |
| | Eisenerze Erzeugung ¹⁾ | 1953 | 10 752 | - | 96 | 42 444 | 972 | 7 164 | - | 61 428 | 16 071 |
| 1954 | | 9 705 | - | 81 | 43 824 | 1 092 | 5 892 | - | 60 596 | 15 807 | 79 382 |
| 1955 | | 11 381 | - | 106 | 50 265 | 1 375 | 7 182 | - | 70 308 | 16 435 | 104 650 |
| 1956 | | 12 218 | - | 144 | 52 689 | 1 624 | 7 594 | - | 74 269 | 16 506 | 99 420 |
| 1957 | | 13 145 | - | 137 | 57 777 | 1 576 | 7 836 | - | 80 464 | 17 173 | 107 477 |
| 1958 | | 12 641 | - | 123 | 59 456 | 1 265 | 6 572 | - | 80 051 | 14 847 | 60 900 |
| 1958 MD | | 1 053 | - | 10 | 4 955 | 105 | 548 | - | 6 671 | 1 237 | 5 075 |
| Okt. 58 | | 1 085 | - | 12 | 5 399 | 92 | 522 | - | 7 109 | a) 1 491 | 8 714 |
| Nov. " | | 1 032 | - | 12 | 4 759 | 108 | 470 | - | 6 380 | 1 175 | 4 042 |
| Dez. " | | 1 012 | - | 13 | 4 857 | 99 | 549 | - | 6 530 | a) 1 368 | 3 087 |
| Jan. 59 | | 1 060 | - | 13 | 5 230 | | 517 | - | | 1 109 | 3 387 |
| Febr. " | | 994 | - | 11 | | | 457 | - | | 1 125 | |
| März " | | 990 | - | | | | | - | | a) 1 403 | |
| Apr. " | | 1 080 | - | | | | | - | | | |
| Mai " | | | | | | | | | | | |
| Juni " | | | | | | | | | | | |
| Juli " | | | | | | | | | | | |
| Aug. " | | | | | | | | | | | |
| Sept. " | | | | | | | | | | | |
| Eisenerz-Sinter | | 1953 | 7 107 | 2 805 | *) 646 | 1 193 | 958 | 866 | - | 13 575 | 4 815 |
| | 1954 | 7 366 | 2 856 | 672 | 1 501 | 1 101 | 897 | - | 14 393 | 6 037 | . |
| | 1955 | 8 839 | 3 136 | 713 | 1 742 | 1 354 | 1 216 | - | 17 000 | 7 893 | 29 898 |
| | 1956 | 9 402 | 3 183 | 739 | 1 820 | 1 416 | 1 649 | - | 18 209 | 7 833 | 34 412 |
| | 1957 | 10 354 | 3 268 | 693 | 1 978 | 1 557 | 1 843 | 600 | 20 293 | 8 390 | 36 443 |
| | 1958 | 11 034 | 3 427 | 927 | 2 711 | 1 824 | 2 002 | 693 | 22 618 | 9 564 | |
| | 1958 MD | 919 | 286 | 77 | 226 | 152 | 167 | 58 | 1 885 | 797 | |
| | Juli 58 | 914 | 308 | 69 | 210 | 156 | 176 | 57 | 1 890 | 823 | |
| | Aug. " | 968 | 295 | 83 | 180 | 164 | 162 | 62 | 1 914 | 670 | |
| | Sept. " | 918 | 289 | 84 | 242 | 168 | 168 | 56 | 1 925 | 711 | |
| | Okt. " | 975 | 294 | 101 | 272 | 155 | 186 | 48 | 2 031 | a) 962 | |
| | Nov. " | 955 | 274 | 64 | 278 | 153 | 174 | 74 | 1 971 | 812 | |
| | Dez. " | 935 | 269 | 143 | 285 | 154 | 168 | 73 | 2 027 | a) 1 066 | |
| | Jan. 59 | 898 | | | | | | | | 747 | |
| | Febr. " | 831 | | | | | | | | 771 | |
| | März " | 874 | | | | | | | | a) 984 | |
| | Apr. " | 881 | | | | | | | | | |
| | Mai " | | | | | | | | | | |
| | Juni " | | | | | | | | | | |
| | Schrottentfall ²⁾ | 1953 | 4 308 | | 960 | 3 252 | 1 152 | 468 | 228 | 10 368 | 5 064 |
| 1954 | | 4 836 | | 1 056 | 3 480 | 1 260 | 516 | 228 | 11 376 | 5 292 | 27 720 |
| 1955 | | 5 795 | | 1 267 | 3 900 | 1 543 | 609 | 248 | 13 362 | 5 508 | 33 936 |
| 1956 | | 6 268 | | 1 358 | 4 088 | 1 759 | 663 | 266 | 14 402 | 5 844 | 32 556 |
| 1957 | | 6 771 | | 1 357 | 4 210 | 1 946 | 699 | 289 | 15 272 | 6 252 | |
| 1958 | | 6 816 | | 1 276 | 4 560 | 1 900 | 702 | 366 | 15 621 | | |
| 1958 MD | | 568 | | 106 | 380 | 158 | 59 | 31 | 1 302 | | |
| Okt. 58 | | 573 | | 116 | 432 | 169 | 61 | 33 | 1 384 | | |
| Nov. " | | 515 | | 99 | 378 | 151 | 58 | 31 | 1 232 | | |
| Dez. " | | 499 | | 105 | 392 | 156 | 59 | 30 | 1 241 | | |
| Jan. 59 | | 532 | | 105 | 392 | 151 | 56 | 30 | 1 266 | | |
| Febr. " | | 503 | | 95 | 370 | 142 | 51 | 31 | 1 192 | | |
| März " | | 529 | | 104 | 394 | 148 | 59 | 31 | 1 265 | | |
| Apr. " | | | | | | | | | | | |
| Mai " | | | | | | | | | | | |
| Juni " | | | | | | | | | | | |
| Juli " | | | | | | | | | | | |
| Aug. " | | | | | | | | | | | |
| Sept. " | | | | | | | | | | | |
| Schrottzukäufe ³⁾ | | 1953 | 3 672 | | 432 | 2 076 | 1 740 | 12 | 468 | 8 388 | 5 976 |
| | 1954 | 4 188 | | 540 | 2 124 | 1 932 | 0 | 504 | 9 276 | 6 120 | 16 056 |
| | 1955 | 4 904 | | 863 | 2 799 | 2 938 | 20 | 506 | 11 990 | 6 660 | 23 916 |
| | 1956 | 4 419 | | 1 136 | 3 197 | 2 893 | 61 | 495 | 12 200 | 6 672 | 24 948 |
| | 1957 | 5 106 | | 982 | 3 057 | 3 450 | - 11 | 568 | 13 152 | 6 816 | 20 532 |
| | 1958 | 3 530 | | 592 | 3 127 | 3 059 | - 48 | 494 | 10 754 | | |
| | 1958 MD | 294 | | 49 | 261 | 255 | - 4 | 41 | 896 | | |
| | Okt. 58 | 271 | | 55 | 271 | 319 | - 4 | 63 | 975 | | |
| | Nov. " | 244 | | 39 | 215 | 300 | - 8 | 40 | 830 | | |
| | Dez. " | 268 | | 58 | 237 | 340 | - 6 | 27 | 924 | | |
| | Jan. 59 | 279 | | 47 | 191 | 204 | - 4 | 37 | 754 | | |
| | Febr. " | 320 | | 39 | 243 | 183 | - 3 | 42 | 824 | | |
| | März " | 345 | | 52 | 292 | 235 | - 2 | 46 | 968 | | |
| | Apr. " | | | | | | | | | | |
| | Mai " | | | | | | | | | | |
| | Juni " | | | | | | | | | | |
| | Juli " | | | | | | | | | | |
| | Aug. " | | | | | | | | | | |
| | Sept. " | | | | | | | | | | |

1) Gewinnung von handelsfähigem Roherz und Erzeugung von aufbereiteten Erz (einschl. Rösterz und Grubenerzsinter) 2) In der Eisen schaffenden Industrie 3) Vom Handel, aus Montan-Union-Ländern und 3. Ländern abzüglich der Werksverkäufe

a) 5 Wochen

Erzeugung

Masseinheit: 1000 t

| | Jahr/ Monat | Montan-Union-Länder | | | | | | | | Vergleichsländer | |
|---|----------------|---------------------|----------|---------|------------|---------|-----------|-------------|------------------|-------------------|--------|
| | | Bundes- gebiet | Saarland | Belgien | Frankreich | Italien | Luxemburg | Niederlande | Montan- Union | Groß- britann. | U S A |
| Roheisen insgesamt | 1953 | 11 654 | 2 382 | 4 228 | 8 664 | 1 254 | 2 719 | 591 | 31 492 | 11 354 | 68 816 |
| | 1954 | 12 512 | 2 497 | 4 573 | 8 838 | 1 298 | 2 800 | 610 | 33 128 | 12 074 | 53 240 |
| | 1955 | 16 482 | 2 879 | 5 343 | 10 941 | 1 677 | 3 048 | 669 | 41 039 | 12 670 | 70 570 |
| | 1956 | 17 577 | 3 017 | 5 683 | 11 419 | 1 935 | 3 272 | 662 | 43 565 | 13 381 | 68 909 |
| | 1957 | 18 358 | 3 125 | 5 579 | 11 884 | 2 138 | 3 329 | 701 | 45 114 | 14 509 | 71 976 |
| | 1958 | 16 659 | 3 083 | 5 524 | 11 951 | 2 107 | 3 275 | 913 | 43 512 | 13 184 | 52 403 |
| | 1958 MD | 1 388 | 257 | 460 | 996 | 176 | 273 | 76 | 3 626 | 1 099 | 4 367 |
| | Okt. 58 | 1 371 | 274 | 502 | 1 066 | 173 | 284 | 82 | 3 752 | a) 1 229 | 5 328 |
| | Nov. " | 1 325 | 246 | 448 | 990 | 163 | 269 | 84 | 3 525 | 950 | 5 394 |
| | Dez. " | 1 276 | 250 | 464 | 1 003 | 167 | 275 | 87 | 3 520 | a) 1 133 | 5 509 |
| | Jan. 59 | 1 335 | 264 | 481 | 1 003 | 169 | 277 | 86 | 3 615 | 929 | 5 679 |
| | Febr. " | 1 231 | 250 | 435 | 935 | 146 | 252 | 81 | 3 330 | 901 | 5 618 |
| | März " | 1 332 | 270 | 488 | 1 049 | 172 | 281 | 91 | 3 683 | a) 1 124 | 6 813 |
| | Apr. " | 1 433 | 281 | 486 | 1 051 | 170 | 284 | 89 | 3 794 | | |
| | Mai " | | | | | | | | | | |
| | Juni " | | | | | | | | | | |
| | Juli " | | | | | | | | | | |
| | Aug. " | | | | | | | | | | |
| Sept. " | | | | | | | | | | | |
| Roheisen für die Stahlerzeugung | 1953 | 10 003 | 2 271 | 4 075 | 7 617 | 1 040 | 2 719 | . | 28 100 | 8 199 | 61 683 |
| | 1954 | 10 730 | 2 371 | 4 500 | 7 666 | 1 071 | 2 800 | . | 29 358 | 8 913 | 47 762 |
| | 1955 | 14 294 | 2 630 | 5 235 | 9 613 | 1 405 | 3 048 | . | 36 532 | 9 445 | 63 431 |
| | 1956 | 15 314 | 2 775 | 5 583 | 10 007 | 1 663 | 3 272 | . | 38 897 | 10 164 | 61 964 |
| | 1957 | 16 077 | 2 896 | 5 411 | 10 303 | 1 902 | 3 329 | . | 40 404 | 11 446 | 65 066 |
| | 1958 | 14 766 | 2 868 | 5 376 | 10 500 | 1 802 | 3 276 | . | 39 400 | 10 479 | |
| | 1958 MD | 1 231 | 239 | 448 | 875 | 150 | 273 | . | 3 283 | 873 | |
| | Okt. 58 | 1 213 | 255 | 489 | 943 | 151 | 284 | . | 3 410 | a) 996 | |
| | Nov. " | 1 166 | 232 | 438 | 870 | 147 | 269 | . | 3 197 | 772 | |
| | Dez. " | 1 127 | 233 | 458 | 877 | 150 | 275 | . | 3 188 | a) 901 | |
| | Jan. 59 | 1 187 | 248 | 470 | 882 | 152 | 277 | . | | 747 | |
| | Febr. " | 1 100 | 235 | 421 | 819 | 130 | 252 | . | | 727 | |
| | März " | 1 198 | 251 | 473 | 940 | 153 | 281 | . | | a) 924 | |
| | Apr. " | 1 302 | 260 | 471 | 942 | | | . | | | |
| | Mai " | | | | | | | . | | | |
| | Juni " | | | | | | | . | | | |
| | Juli " | | | | | | | . | | | |
| | Aug. " | | | | | | | . | | | |
| Sept. " | | | | | | | . | | | | |
| Roheisen für die Gußerzeugung | 1953 | 1 191 | 111 | 115 | 759 | 182 | - | . | 2 360 | 2 903 | 5 971 |
| | 1954 | 1 324 | 126 | 109 | 744 | 167 | - | . | 2 755 | 2 924 | 4 640 |
| | 1955 | 1 615 | 252 | 140 | 816 | 228 | - | . | 3 289 | 3 024 | 5 942 |
| | 1956 | 1 597 | 252 | 161 | 864 | 209 | - | . | 3 252 | 3 006 | 5 779 |
| | 1957 | 1 629 | 276 | 123 | 972 | 169 | - | . | 3 253 | 2 875 | 5 732 |
| | 1958 | 1 370 | 240 | 140 | 876 | 264 | - | . | 2 869 | 2 505 | |
| | 1958 MD | 114 | 20 | 12 | 73 | 22 | - | . | 239 | 209 | |
| | Okt. 58 | 118 | 21 | 11 | 73 | 19 | - | . | 238 | a) 220 | |
| | Nov. " | 110 | 15 | 10 | 69 | 16 | - | . | 223 | 168 | |
| | Dez. " | 120 | 18 | 11 | 66 | 17 | - | . | 241 | a) 220 | |
| | Jan. 59 | 117 | 16 | 11 | 68 | 16 | - | . | | 174 | |
| | Febr. " | 86 | 17 | 10 | 69 | 15 | - | . | | 161 | |
| | März " | 89 | 19 | 12 | 57 | 17 | - | . | | a) 185 | |
| | Apr. " | 89 | 21 | 15 | 55 | | - | . | | | |
| | Mai " | | | | | | - | . | | | |
| | Juni " | | | | | | - | . | | | |
| | Juli " | | | | | | - | . | | | |
| | Aug. " | | | | | | - | . | | | |
| Sept. " | | | | | | - | . | | | | |
| Spiegelroheisen und Hochofen- Ferro-Mangan | 1953 | 251 | - | 20 | 290 | 48 | - | . | 601 | 250 | 682 |
| | 1954 | 180 | - | 16 | 266 | 36 | - | . | 514 | 236 | 502 |
| | 1955 | 242 | - | 15 | 329 | 48 | - | . | 654 | 254 | 609 |
| | 1956 | 333 | - | 17 | 388 | 60 | - | . | 824 | 232 | 602 |
| | 1957 | 329 | - | 16 | 408 | 72 | - | . | 851 | 190 | 705 |
| | 1958 | 251 | - | 8 | 360 | 48 | - | . | 709 | 197 | 422 |
| | 1958 MD | 21 | - | 1 | 30 | 4 | - | . | 59 | 16 | 35 |
| | Okt. 58 | 21 | - | 0 | 32 | 2 | - | . | 62 | a) 11 | 34 |
| | Nov. " | 29 | - | 0 | 33 | 0 | - | . | 66 | 9 | 36 |
| | Dez. " | 9 | - | 0 | 33 | 0 | - | . | 46 | a) 12 | 43 |
| | Jan. 59 | 12 | - | 0 | 32 | 1 | - | . | | 9 | 44 |
| | Febr. " | 16 | - | 0 | 29 | 1 | - | . | | 13 | 41 |
| | März " | 16 | - | 0 | 35 | 2 | - | . | | a) 15 | 44 |
| | Apr. " | 16 | - | 0 | 32 | 2 | - | . | | | |
| | Mai " | | | | | | - | . | | | |
| | Juni " | | | | | | - | . | | | |
| | Juli " | | | | | | - | . | | | |
| | Aug. " | | | | | | - | . | | | |
| Sept. " | | | | | | - | . | | | | |
| Sonstiges Roheisen | 1953 | 210 | - | - | - | - | - | . | 431 | - | 480 |
| | 1954 | 278 | - | - | - | - | - | . | 502 | - | 336 |
| | 1955 | 332 | - | - | 216 | - | - | . | 564 | - | 588 |
| | 1956 | 333 | - | - | 228 | - | - | . | 591 | - | 564 |
| | 1957 | 323 | - | 38 | 240 | - | - | . | 605 | - | 473 |
| | 1958 | 272 | - | - | 240 | - | - | . | 536 | - | |
| | 1958 MD | 23 | - | - | 20 | - | - | . | 45 | - | |
| | Okt. 58 | 20 | - | - | 19 | - | - | . | 41 | - | |
| | Nov. " | 20 | - | - | 19 | - | - | . | 39 | - | |
| | Dez. " | 19 | - | - | 26 | - | - | . | 46 | - | |
| | Jan. 59 | 19 | - | - | 21 | - | - | . | | - | |
| | Febr. " | 30 | - | - | 18 | - | - | . | | - | |
| | März " | 29 | - | - | 19 | - | - | . | | - | |
| | Apr. " | 26 | - | - | 22 | - | - | . | | - | |
| | Mai " | | | | | | - | . | | - | |
| | Juni " | | | | | | - | . | | - | |
| | Juli " | | | | | | - | . | | - | |
| | Aug. " | | | | | | - | . | | - | |
| Sept. " | | | | | | - | . | | - | | |

a) Köchen

Erzeugung

Masseinheit: 1000 t

| | Jahr/ Monat | Montan-Union-Länder | | | | | | | Vergleichsländer | | |
|----------------------------------|----------------|---------------------|----------|---------|------------|---------|-----------|-------------|------------------|-------------------|---------|
| | | Bundes- gebiet | Saarland | Belgien | Frankreich | Italien | Luxemburg | Niederlande | Montan- Union | Groß- britann. | U S A |
| Rohstahlblöcke | 1953 | 14 947 | 2 657 | 4 432 | 9 759 | 3 393 | 2 654 | 849 | 38 691 | 17 327 | 100 993 |
| | 1954 | 16 960 | 2 781 | 4 914 | 10 392 | 4 094 | 2 822 | 918 | 42 881 | 18 275 | 79 942 |
| | 1955 | 20 757 | 3 137 | 5 786 | 12 348 | 5 263 | 3 220 | 965 | 51 476 | 19 532 | 105 949 |
| | 1956 | 22 561 | 3 340 | 6 260 | 13 157 | 5 774 | 3 450 | 1 031 | 55 573 | 20 376 | 104 270 |
| | 1957 | 23 906 | 3 431 | 6 147 | 13 785 | 6 641 | 3 488 | 1 166 | 58 564 | 21 426 | 101 986 |
| | 1958 | 22 261 | 3 452 | 5 913 | 14 266 | 6 120 | 3 374 | 1 419 | 56 805 | 19 176 | 77 178 |
| | 1958 MD | 1 855 | 288 | 493 | 1 189 | 510 | 281 | 118 | 4 734 | 1 598 | 6 432 |
| | Okt. 58 | 1 841 | 310 | 534 | 1 306 | 546 | 296 | 126 | 4 959 | a) 1 796 | 7 784 |
| | Nov. " | 1 741 | 270 | 456 | 1 132 | 497 | 275 | 124 | 4 495 | 1 390 | 7 743 |
| | Dez. " | 1 638 | 269 | 492 | 1 176 | 495 | 288 | 121 | 4 479 | a) 1 151 | 7 887 |
| | Jan. 59 | 1 804 | 299 | 497 | 1 189 | 499 | 293 | 134 | 4 715 | 1 418 | 8 440 |
| | Febr. " | 1 696 | 285 | 460 | 1 112 | 459 | 266 | 123 | 4 401 | a) 1 379 | 8 696 |
| | März " | 1 782 | 283 | 498 | 1 254 | 529 | 294 | 131 | 4 771 | a) 1 796 | 10 477 |
| | Apr. " | 2 105 | 313 | | 1 269 | | | | | | |
| | Mai " | | | | | | | | | | |
| | Juni " | | | | | | | | | | |
| | Juli " | | | | | | | | | | |
| Aug. " | | | | | | | | | | | |
| Sept. " | | | | | | | | | | | |
| Flüssigstahl für Stahlguß | 1953 | 473 | 27 | 95 | 238 | a) 107 | 5 | 21 | 966 | 564 | 1) 257 |
| | 1954 | 474 | 24 | 88 | 235 | 113 | 6 | 19 | 959 | 542 | 173 |
| | 1955 | 579 | 27 | 109 | 284 | 132 | 5 | 16 | 1 152 | 576 | 224 |
| | 1956 | 628 | 34 | 116 | 284 | 136 | 6 | 21 | 1 225 | 615 | 252 |
| | 1957 | 601 | 35 | 120 | 314 | 146 | 5 | 19 | 1 240 | 621 | 267 |
| | 1958 | 525 | 33 | 94 | 367 | 145 | 5 | 19 | 1 188 | 552 | 163 |
| | 1958 MD | 44 | 3 | 8 | 31 | 12 | 0 | 2 | 99 | 46 | 14 |
| | Okt. 58 | 46 | 3 | 7 | 33 | 13 | 0 | 2 | 104 | a) 51 | 15 |
| | Nov. " | 39 | 2 | 5 | 29 | 11 | 0 | 2 | 89 | 40 | 13 |
| | Dez. " | 39 | 2 | 6 | 39 | 11 | 0 | 2 | 89 | a) 44 | 15 |
| | Jan. 59 | 42 | 3 | 7 | 30 | 10 | 0 | 2 | 94 | 38 | 1 |
| | Febr. " | 41 | 3 | 5 | 30 | 11 | 0 | 2 | 92 | 40 | 1 |
| | März " | 41 | 3 | 7 | 30 | 12 | 0 | 2 | 95 | a) 47 | 1 |
| | Apr. " | 46 | 3 | | 31 | | | | | | |
| | Mai " | | | | | | | | | | |
| | Juni " | | | | | | | | | | |
| | Juli " | | | | | | | | | | |
| Aug. " | | | | | | | | | | | |
| Sept. " | | | | | | | | | | | |
| Rohstahl insgesamt | 1953 | 15 420 | 2 682 | 4 527 | 9 997 | 3 500 | 2 658 | 874 | 39 658 | 17 891 | 101 251 |
| | 1954 | 17 435 | 2 805 | 5 003 | 10 627 | 4 207 | 2 828 | 937 | 43 842 | 18 817 | 80 115 |
| | 1955 | 21 336 | 3 166 | 5 894 | 12 631 | 5 395 | 3 226 | 979 | 52 627 | 20 107 | 106 173 |
| | 1956 | 23 189 | 3 374 | 6 376 | 13 441 | 5 911 | 3 456 | 1 051 | 56 798 | 20 990 | 104 522 |
| | 1957 | 24 507 | 3 466 | 6 267 | 14 100 | 6 787 | 3 493 | 1 185 | 59 805 | 22 047 | 102 253 |
| | 1958 | 22 786 | 3 485 | 6 007 | 14 633 | 6 265 | 3 379 | 1 437 | 57 991 | 19 884 | 77 342 |
| | 1958 MD | 1 899 | 291 | 500 | 1 219 | 522 | 282 | 120 | 4 833 | 1 657 | 6 445 |
| | Okt. 58 | 1 887 | 313 | 541 | 1 338 | 559 | 297 | 128 | 5 063 | a) 1 846 | 7 999 |
| | Nov. " | 1 780 | 273 | 461 | 1 161 | 508 | 275 | 125 | 4 583 | 1 430 | 7 756 |
| | Dez. " | 1 677 | 271 | 498 | 1 205 | 506 | 288 | 123 | 4 567 | a) 1 595 | 7 902 |
| | Jan. 59 | 1 848 | 300 | 504 | 1 216 | 505 | 294 | 136 | 4 802 | 1 456 | 8 453 |
| | Febr. " | 1 737 | 290 | 465 | 1 139 | 470 | 266 | 126 | 4 493 | 1 418 | 8 712 |
| | März " | 1 823 | 286 | 504 | 1 284 | 540 | 294 | 133 | 4 864 | a) 1 843 | 10 494 |
| | Apr. " | 2 151 | 316 | 536 | 1 300 | 535 | 310 | 135 | 5 280 | 1 574 | 10 274 |
| | Mai " | | | | | | | | | | |
| | Juni " | | | | | | | | | | |
| | Juli " | | | | | | | | | | |
| Aug. " | | | | | | | | | | | |
| Sept. " | | | | | | | | | | | |
| Thomas-Stahl | 1953 | 6 203 | 1 979 | 3 805 | 6 032 | 258 | 2 609 | - | 20 886 | 810 | - |
| | 1954 | 6 840 | 2 069 | 4 314 | 6 314 | 317 | 2 779 | - | 22 633 | 924 | - |
| | 1955 | 8 947 | 2 401 | 4 981 | 7 681 | 354 | 3 156 | - | 27 520 | 1 048 | - |
| | 1956 | 9 802 | 2 548 | 5 288 | 8 041 | 333 | 3 375 | - | 29 388 | 1 096 | - |
| | 1957 | 10 176 | 2 634 | 5 167 | 8 381 | 379 | 3 419 | - | 30 156 | 1 075 | - |
| | 1958 | 9 180 | 2 643 | 5 137 | 8 683 | 335 | 3 304 | - | 29 283 | 960 | - |
| | 1958 MD | 765 | 220 | 428 | 724 | 28 | 275 | - | 2 440 | 80 | - |
| | Okt. 58 | 815 | 239 | 472 | 786 | 29 | 290 | - | 2 631 | a) 89 | - |
| | Nov. " | 743 | 212 | 400 | 706 | 30 | 268 | - | 2 359 | 78 | - |
| | Dez. " | 699 | 209 | 430 | 733 | 30 | 279 | - | 2 380 | a) 84 | - |
| | Jan. 59 | 751 | 229 | 440 | 737 | 36 | 287 | - | 2 481 | 90 | - |
| | Febr. " | 712 | 219 | 401 | 692 | 31 | 258 | - | 2 313 | 83 | - |
| | März " | 753 | 220 | 434 | 770 | 36 | 286 | - | 2 499 | a) 106 | - |
| | Apr. " | 876 | 241 | 460 | 785 | | | | | | |
| | Mai " | | | | | | | | | | |
| | Juni " | | | | | | | | | | |
| | Juli " | | | | | | | | | | |
| Aug. " | | | | | | | | | | | |
| Sept. " | | | | | | | | | | | |
| Siemens-Martin-Stahl | 1953 | 8 536 | 653 | 509 | 3 196 | 1 733 | - | 760 | 15 387 | 15 678 | 91 148 |
| | 1954 | 9 801 | 678 | 498 | 3 397 | 2 208 | - | 805 | 17 387 | 16 505 | 72 872 |
| | 1955 | 11 342 | 699 | 648 | 3 894 | 3 052 | - | 843 | 20 477 | 17 529 | 95 580 |
| | 1956 | 12 106 | 754 | 704 | 4 259 | 3 372 | - | 909 | 22 103 | 18 292 | 93 295 |
| | 1957 | 12 822 | 756 | 639 | 4 484 | 3 896 | - | 1 000 | 23 597 | 19 341 | 92 222 |
| | 1958 | 11 644 | 774 | 575 | 4 527 | 3 612 | - | 990 | 22 121 | 17 424 | 67 416 |
| | 1958 MD | 970 | 65 | 48 | 377 | 301 | - | 82 | 1 844 | 1 452 | 5 618 |
| | Okt. 58 | 902 | 68 | 48 | 424 | 307 | - | 87 | 1 836 | a) 1 636 | 7 073 |
| | Nov. " | 878 | 57 | 43 | 347 | 276 | - | 82 | 1 682 | 1 242 | 6 870 |
| | Dez. " | 817 | 58 | 49 | 358 | 282 | - | 77 | 1 643 | a) 1 389 | 7 035 |
| | Jan. 59 | 906 | 66 | 43 | 363 | 282 | - | 90 | 1 750 | 1 251 | 7 512 |
| | Febr. " | 844 | 65 | 46 | 340 | 252 | - | 88 | 1 635 | 1 220 | 7 748 |
| | März " | 887 | 64 | 48 | 393 | 309 | - | 90 | 1 791 | a) 1 599 | 9 268 |
| | Apr. " | 1 071 | 71 | 54 | 388 | | | | | | |
| | Mai " | | | | | | | | | | |
| | Juni " | | | | | | | | | | |
| | Juli " | | | | | | | | | | |
| Aug. " | | | | | | | | | | | |
| Sept. " | | | | | | | | | | | |

1) Nur Erzeugung der mit Rohblock erzeugenden Stahlwerken verbundenen Gießereien 2) Einschliesslich unabhängiger Stahlgießereien
a) 5 Wochen

Erzeugung

Masseinheit: 1000 t

| | Jahr/ Monat | Montan-Union-Länder | | | | | | | | Vergleichsländer | |
|-----------------------------------|--|---------------------|----------|---------|------------|---------|-----------|-------------|------------------|-------------------|----------|
| | | Bundes- gebiet | Saarland | Belgien | Frankreich | Italien | Luxemburg | Niederlande | Montan- Union | Groß- britann. | U S A |
| Elektro-Stahl 1) | 1953 | 522 | 48 | 182 | 686 | 1 509 | 50 | 114 | 3 106 | 945 | 6 604 |
| | 1954 | 677 | 55 | 165 | 834 | 1 682 | 49 | 133 | 3 601 | 944 | 4 932 |
| | 1955 | 924 | 64 | 228 | 961 | 1 988 | 69 | 136 | 4 370 | 1 116 | 7 581 |
| | 1956 | 1 154 | 72 | 347 | 1 039 | 2 205 | 81 | 140 | 5 035 | 1 217 | 8 299 |
| | 1957 | 1 348 | 75 | 422 | 1 118 | 2 512 | 74 | 185 | 5 731 | 1 231 | 7 786 |
| | 1958 | 1 533 | 69 | 269 | 1 278 | 2 318 | 75 | 166 | 5 708 | 1 140 | 7 239 2) |
| | 1958 MD | 128 | 5 | 22 | 106 | 194 | 6 | 14 | 476 | 95 | 603 |
| | Okt. 58 | 129 | 6 | 19 | 116 | 223 | 7 | 13 | 515 | a) 106 | 195 |
| | Nov. " | 121 | 4 | 17 | 98 | 202 | 7 | 15 | 463 | a) 85 | 754 |
| | Dez. " | 120 | 4 | 17 | 106 | 194 | 9 | 15 | 466 | a) 96 | 761 |
| | Jan. 59 | 144 | 5 | 13 | 108 | 192 | 7 | 15 | 484 | a) 91 | 662 |
| | Febr. " | 138 | 4 | 13 | 102 | 187 | 8 | 15 | 467 | a) 93 | 686 |
| | März " | 138 | 2 | 15 | 114 | 196 | 8 | 15 | 488 | a) 114 | 843 |
| | Apr. " | 152 | 4 | 20 | 117 | | | | | | |
| | Mai " | | | | | | | | | | |
| | Juni " | | | | | | | | | | |
| | Juli " | | | | | | | | | | |
| | Aug. " | | | | | | | | | | |
| | Sept. " | | | | | | | | | | |
| | LD-Bessemer- und sonst. Stahl | 1953 | 159 | 4 | 33 | 83 | 0 | - | . | 282 | 458 |
| 1954 | | 116 | 3 | 26 | 82 | 0 | - | . | 221 | 444 | 2 312 |
| 1955 | | 122 | 1 | 37 | 95 | 1 | - | . | 258 | 415 | 3 011 |
| 1956 | | 127 | 0 | 37 | 102 | 1 | - | . | 270 | 386 | 2 928 |
| 1957 | | 160 | 0 | 39 | 107 | 0 | - | . | 320 | 400 | 2 245 |
| 1958 | | 429 | - | 25 | 144 | 3 | - | 281 | 880 | 348 | 1 266 3) |
| 1958 MD | | 36 | - | 3 | 12 | 0 | - | 23 | 73 | 29 | 88 |
| Okt. 58 | | 40 | - | 2 | 12 | 0 | - | 28 | 82 | a) 30 | 135 |
| Nov. " | | 38 | - | 1 | 11 | 0 | - | 28 | 78 | a) 25 | 132 |
| Dez. " | | 40 | - | 2 | 8 | 0 | - | 30 | 80 | a) 26 | 106 |
| Jan. 59 | | 46 | - | 7 | 7 | 0 | - | 31 | 91 | a) 23 | 278 |
| Febr. " | | 43 | - | 5 | 8 | 0 | - | 22 | 78 | a) 22 | 277 |
| März " | | 44 | - | 8 | 7 | - | - | 28 | 87 | a) 24 | 382 |
| Apr. " | | 52 | - | | 10 | | | | | | |
| Mai " | | | | | | | | | | | |
| Juni " | | | | | | | | | | | |
| Juli " | | | | | | | | | | | |
| Aug. " | | | | | | | | | | | |
| Sept. " | | | | | | | | | | | |
| Edelstahl insgesamt 4) | | 1953 | . | . | . | . | . | . | - | . | . |
| | 1954 | . | . | . | . | . | . | - | . | . | . |
| | 1955 | 1 755,1 | In | 168,2 | 1 296,4 | 337,8 | In | - | 4 057,5 | - | - |
| | 1956 | 2 047,5 | Frankr. | 201,9 | 1 400,0 | 882,4 | Belgien | - | 4 531,8 | - | - |
| | 1957 | 1 904,8 | enth. | 182,7 | 1 494,5 | 1 007,5 | enth. | - | 4 589,5 | - | - |
| | 1958 | 1 822,0 | | 109,6 | 1 453,4 | 1 109,8 | | - | 4 494,8 | - | - |
| | 1958 MD | 151,8 | | 9,1 | 121,1 | 92,5 | | - | 374,6 | - | - |
| | Juli 58 | 157,4 | | 7,0 | 117,2 | 91,6 | | - | 373,2 | - | - |
| | Aug. " | 138,1 | | 9,7 | 79,0 | 67,1 | | - | 293,9 | - | - |
| | Sept. " | 126,4 | | 9,4 | 125,1 | 90,3 | | - | 351,2 | - | - |
| | Okt. " | 141,8 | | 9,5 | 128,3 | 106,3 | | - | 385,9 | - | - |
| | Nov. " | 133,6 | | 9,6 | 99,8 | 105,3 | | - | 348,3 | - | - |
| | Dez. " | 130,9 | | 9,7 | 104,4 | 89,7 | | - | 354,6 | - | - |
| | Jan. 59 | 156,1 | | | | | | - | | - | - |
| | Febr. " | 153,1 | | | | | | - | | - | - |
| März " | 159,7 | | | | | | - | | - | - | |
| Apr. " | | | | | | | - | | - | - | |
| Mai " | | | | | | | - | | - | - | |
| Juni " | | | | | | | - | | - | - | |
| unlegierte Rohblöcke | 1953 | . | . | . | . | . | . | - | . | . | . |
| | 1954 | . | . | . | . | . | . | - | . | . | . |
| | 1955 | 469,8 | In | 104,4 | 637,1 | 498,0 | In | - | 1 709,3 | - | - |
| | 1956 | 626,0 | Frankr. | 125,6 | 646,0 | 514,8 | Belgien | - | 1 912,4 | - | - |
| | 1957 | 648,9 | enth. | 109,9 | 706,9 | 570,6 | enth. | - | 2 036,3 | - | - |
| | 1958 | 488,0 | | 52,6 | 677,1 | 607,0 | | - | 1 824,7 | - | - |
| | 1958 MD | 40,7 | | 4,4 | 56,4 | 50,6 | | - | 152,1 | - | - |
| | Juli 58 | 37,3 | | 3,2 | 52,3 | 46,6 | | - | 139,4 | - | - |
| | Aug. " | 39,9 | | 3,4 | 41,2 | 36,9 | | - | 121,4 | - | - |
| | Sept. " | 33,5 | | 5,1 | 57,8 | 48,2 | | - | 144,6 | - | - |
| | Okt. " | 37,9 | | 5,7 | 58,2 | 56,5 | | - | 158,3 | - | - |
| | Nov. " | 35,1 | | 5,9 | 44,4 | 57,6 | | - | 143,0 | - | - |
| | Dez. " | 36,4 | | 5,4 | 48,1 | 50,5 | | - | 140,4 | - | - |
| | Jan. 59 | 36,6 | | | | | | - | | - | - |
| | Febr. " | 38,1 | | | | | | - | | - | - |
| März " | 41,3 | | | | | | - | | - | - | |
| Apr. " | | | | | | | - | | - | - | |
| Mai " | | | | | | | - | | - | - | |
| Juni " | | | | | | | - | | - | - | |
| Legierte Rohblöcke | 1953 | . | . | . | . | . | . | - | . | . | . |
| | 1954 | . | . | . | . | . | . | - | . | . | . |
| | 1955 | 1 218,9 | In | 59,6 | 633,4 | 324,0 | In | - | 2 235,9 | - | - |
| | 1956 | 1 337,6 | Frankr. | 71,8 | 726,5 | 350,2 | Frankr. | - | 2 486,1 | - | - |
| | 1957 | 1 174,8 | enth. | 67,6 | 757,6 | 417,0 | enth. | - | 2 417,0 | - | - |
| | 1958 | 1 257,2 | | 51,0 | 743,5 | 483,2 | | - | 2 534,9 | - | - |
| | 1958 MD | 104,8 | | 4,2 | 62,0 | 40,3 | | - | 211,2 | - | - |
| | Juli 58 | 113,6 | | 3,4 | 62,1 | 43,1 | | - | 222,2 | - | - |
| | Aug. " | 92,3 | | 5,8 | 36,0 | 29,2 | | - | 163,3 | - | - |
| | Sept. " | 86,5 | | 3,8 | 64,5 | 40,5 | | - | 195,3 | - | - |
| | Okt. " | 97,0 | | 3,0 | 67,3 | 47,8 | | - | 215,1 | - | - |
| | Nov. " | 93,0 | | 3,1 | 52,4 | 46,1 | | - | 194,6 | - | - |
| | Dez. " | 88,9 | | 3,7 | 53,3 | 37,6 | | - | 183,5 | - | - |
| | Jan. 59 | 113,1 | | | | | | - | | - | - |
| | Febr. " | 108,8 | | | | | | - | | - | - |
| März " | 112,3 | | | | | | - | | - | - | |
| Apr. " | | | | | | | - | | - | - | |
| Mai " | | | | | | | - | | - | - | |
| Juni " | | | | | | | - | | - | - | |

1) Bundesgebiet, Frankreich und USA einschliesslich Tiegelstahl 2) Bis Dezember 1958 einschliesslich LD-Stahl 3) Ab Januar 1959 einschliesslich LD-Stahl 4) Rohblöcke und Flüssigstahl für Stahlguss.

a) 5 Wochen

Erzeugung

Masseinheit: 1000 t

| | Jahr/ Monat | Montan-Union-Länder | | | | | | | | Vergleichsländer | |
|--|----------------|---------------------|----------|---------|------------|---------|-----------|-------------|------------------|-------------------|--------|
| | | Bundes- gebiet | Saarland | Belgien | Frankreich | Italien | Luxemburg | Niederlande | Montan- Union | Groß- britann. | U S A |
| Walzstahl- fertigerzeugnisse insgesamt ¹⁾ | 1953 | 9 916 | 1 782 | 3 306 | 6 868 | 2 150 | 1 913 | 629 | 26 564 | 12 732 | 76 212 |
| | 1954 | 11 280 | 1 776 | 3 592 | 7 265 | 2 806 | 2 133 | 710 | 29 561 | 13 488 | 60 840 |
| | 1955 | 13 977 | 2 094 | 4 351 | 8 916 | 3 549 | 2 402 | 867 | 36 155 | 14 124 | 79 884 |
| | 1956 | 15 354 | 2 244 | 4 710 | 9 552 | 3 974 | 2 602 | 863 | 39 300 | 15 061 | 79 104 |
| | 1957 | 16 154 | 2 330 | 4 386 | 10 068 | 4 499 | 2 589 | 911 | 40 935 | 15 729 | 76 128 |
| | 1958 | 15 027 | 2 389 | 4 171 | 10 467 | 4 134 | 2 433 | 1 021 | 39 642 | 13 656 | |
| | 1958 MD | 1 252 | 199 | 348 | 872 | 344 | 203 | 85 | 3 303 | 1 138 | |
| | Juli 58 | 1 317 | 207 | 285 | 806 | 355 | 204 | 73 | 3 246 | a) 1 063 | |
| | Aug. " | 1 217 | 182 | 328 | 616 | 250 | 182 | 68 | 2 842 | 855 | |
| | Sept. " | 1 217 | 200 | 377 | 877 | 377 | 199 | 93 | 3 316 | 1 027 | |
| | Okt. " | 1 258 | 217 | 397 | 966 | 385 | 216 | 95 | 3 528 | a) 1 301 | |
| | Nov. " | 1 115 | 185 | 320 | 835 | 358 | 203 | 96 | 3 104 | 1 036 | |
| | Dez. " | 1 085 | 182 | 370 | 871 | 355 | 215 | 88 | 3 162 | a) 1 138 | |
| | Jan. 59 | 1 172 | 197 | 376 | 900 | 371 | 220 | 94 | 3 330 | 1 016 | |
| | Febr. " | 1 099 | 196 | 337 | 857 | 334 | 205 | 94 | 3 122 | a) 1 043 | |
| | März " | 1 168 | 202 | 368 | 910 | 368 | 222 | | | a) 1 294 | |
| | Apr. " | 1 400 | | | | | | | | | |
| Mai " | | | | | | | | | | | |
| Juni " | | | | | | | | | | | |
| Eisenbahnober- baumaterial | 1953 | 540 | 88 | 110 | 552 | 70 | 137 | - | 1 497 | 632 | 1 860 |
| | 1954 | 464 | 52 | 66 | 339 | 116 | 70 | - | 1 107 | 679 | 2 376 |
| | 1955 | 664 | 64 | 94 | 417 | 94 | 81 | - | 1 414 | 643 | 1 548 |
| | 1956 | 637 | 55 | 129 | 476 | 80 | 107 | - | 1 484 | 666 | 1 584 |
| | 1957 | 683 | 78 | 138 | 513 | 116 | 106 | - | 1 633 | 774 | 1 512 |
| | 1958 | 621 | 62 | 159 | 456 | 185 | 128 | - | 1 610 | 705 | |
| | 1958 MD | 52 | 5 | 13 | 38 | 15 | 11 | - | 134 | 58 | |
| | Juli 58 | 58 | 8 | 12 | 28 | 19 | 11 | - | 134 | a) 46 | |
| | Aug. " | 54 | 8 | 12 | 30 | 16 | 8 | - | 128 | 35 | |
| | Sept. " | 38 | 6 | 8 | 31 | 19 | 8 | - | 111 | 49 | |
| | Okt. " | 34 | 4 | 10 | 37 | 17 | 10 | - | 112 | a) 67 | |
| | Nov. " | 33 | 3 | 10 | 39 | 14 | 8 | - | 108 | 55 | |
| | Dez. " | 34 | 2 | 9 | 37 | 16 | 8 | - | 105 | a) 57 | |
| | Jan. 59 | 54 | 3 | 9 | 34 | 16 | 6 | - | 122 | 35 | |
| | Febr. " | 52 | 5 | 7 | 31 | 11 | 6 | - | 112 | a) 40 | |
| | März " | 50 | 7 | 6 | 28 | 11 | 7 | - | | a) 51 | |
| | Apr. " | 65 | | | | | | | | | |
| Mai " | | | | | | | | | | | |
| Juni " | | | | | | | | | | | |
| Schwere Profile (Formstahl, Breitflanschträger, Stahlpundwände) | 1953 | 960 | 222 | 192 | 581 | 135 | 459 | 0 | 2 549 | 2 327 | 4 224 |
| | 1954 | 1 064 | 251 | 190 | 539 | 251 | 443 | - | 2 738 | 2 143 | 5 100 |
| | 1955 | 1 318 | 303 | 244 | 670 | 311 | 452 | - | 3 298 | 2 103 | 4 872 |
| | 1956 | 1 369 | 353 | 288 | 711 | 362 | 547 | - | 3 629 | 2 201 | 5 676 |
| | 1957 | 1 432 | 346 | 290 | 768 | 415 | 595 | - | 3 846 | 2 382 | 7 068 |
| | 1958 | 1 262 | 294 | 176 | 734 | 324 | 468 | - | 3 258 | 2 251 | |
| | 1958 MD | 105 | 24 | 15 | 61 | 27 | 39 | - | 271 | 186 | |
| | Juli 58 | 93 | 23 | 12 | 60 | 24 | 41 | - | 254 | a) 146 | |
| | Aug. " | 93 | 17 | 11 | 48 | 18 | 33 | - | 221 | 127 | |
| | Sept. " | 90 | 20 | 15 | 62 | 24 | 34 | - | 243 | 143 | |
| | Okt. " | 90 | 24 | 14 | 66 | 26 | 36 | - | 257 | a) 174 | |
| | Nov. " | 80 | 23 | 12 | 49 | 28 | 32 | - | 226 | 131 | |
| | Dez. " | 92 | 16 | 15 | 56 | 26 | 36 | - | 242 | a) 135 | |
| | Jan. 59 | 103 | 20 | 16 | 52 | 28 | 35 | - | 254 | 135 | |
| | Febr. " | 84 | 22 | 13 | 53 | 28 | 35 | - | 235 | a) 150 | |
| | März " | 93 | 19 | 16 | 56 | 28 | 38 | - | | a) 186 | |
| | Apr. " | 107 | | | | | | | | | |
| Mai " | | | | | | | | | | | |
| Juni " | | | | | | | | | | | |
| Leichte Profile Stabstahl | 1953 | 2 842 | 645 | 1 291 | 2 287 | 925 | 812 | 57 | 8 859 | 2 845 | 12 876 |
| | 1954 | 2 983 | 669 | 1 397 | 2 370 | 1 034 | 876 | 57 | 9 385 | 2 692 | 8 868 |
| | 1955 | 3 699 | 809 | 1 715 | 2 980 | 1 242 | 952 | 59 | 11 456 | 3 091 | 12 504 |
| | 1956 | 4 205 | 879 | 1 866 | 3 145 | 1 403 | 1 017 | 63 | 12 578 | 3 424 | 12 684 |
| | 1957 | 4 094 | 916 | 1 613 | 3 125 | 1 473 | 960 | 45 | 11 227 | 3 398 | 10 824 |
| | 1958 | 3 613 | 977 | 1 506 | 3 019 | 1 228 | 867 | 38 | 11 249 | 2 682 | |
| | 1958 MD | 301 | 81 | 126 | 252 | 102 | 72 | 3 | 937 | 224 | |
| | Juli 58 | 320 | 84 | 107 | 243 | 105 | 74 | 3 | 936 | a) 200 | |
| | Aug. " | 274 | 80 | 119 | 179 | 80 | 68 | 2 | 802 | 153 | |
| | Sept. " | 289 | 81 | 138 | 249 | 110 | 75 | 5 | 947 | 203 | |
| | Okt. " | 314 | 96 | 147 | 273 | 122 | 81 | 4 | 1 037 | a) 243 | |
| | Nov. " | 268 | 80 | 119 | 228 | 113 | 78 | 4 | 890 | 197 | |
| | Dez. " | 263 | 76 | 136 | 241 | 111 | 81 | 3 | 911 | a) 216 | |
| | Jan. " | 287 | 89 | 141 | 248 | 120 | 88 | 4 | 977 | 205 | |
| | Febr. " | 268 | 83 | 132 | 240 | 107 | 84 | 4 | 918 | a) 203 | |
| | März " | 290 | 91 | 142 | 248 | 126 | 89 | | | a) 253 | |
| | Apr. " | 341 | | | | | | | | | |
| Mai " | | | | | | | | | | | |
| Juni " | | | | | | | | | | | |
| Walzdraht | 1953 | 855 | 195 | 348 | 567 | 296 | 172 | 58 | 2 491 | 841 | 4 728 |
| | 1954 | 1 133 | 231 | 438 | 708 | 321 | 246 | 84 | 3 161 | 1 059 | 4 716 |
| | 1955 | 1 336 | 248 | 487 | 830 | 404 | 236 | 97 | 3 638 | 1 199 | 5 532 |
| | 1956 | 1 438 | 251 | 491 | 850 | 399 | 217 | 105 | 3 751 | 1 238 | 5 088 |
| | 1957 | 1 466 | 257 | 474 | 955 | 427 | 216 | 101 | 3 895 | 1 245 | 4 260 |
| | 1958 | 1 467 | 248 | 503 | 1 118 | 428 | 210 | 93 | 4 069 | 1 174 | |
| | 1958 MD | 122 | 21 | 42 | 93 | 36 | 18 | 8 | 339 | 98 | |
| | Juli 58 | 120 | 20 | 35 | 80 | 38 | 16 | 7 | 317 | a) 92 | |
| | Aug. " | 112 | 18 | 39 | 59 | 24 | 15 | 7 | 274 | 69 | |
| | Sept. " | 134 | 21 | 48 | 91 | 42 | 18 | 8 | 363 | 96 | |
| | Okt. " | 147 | 21 | 50 | 108 | 44 | 20 | 10 | 401 | a) 125 | |
| | Nov. " | 132 | 21 | 41 | 100 | 39 | 18 | 10 | 361 | 100 | |
| | Dez. " | 132 | 23 | 50 | 106 | 42 | 18 | 8 | 380 | a) 105 | |
| | Jan. 59 | 140 | 24 | 52 | 111 | 46 | 24 | 8 | 405 | 86 | |
| | Febr. " | 132 | 23 | 45 | 107 | 44 | 16 | 8 | 375 | 92 | |
| | März " | 130 | 21 | 49 | 118 | 40 | 19 | | | a) 115 | |
| | Apr. " | 145 | | | | | | | | | |
| Mai " | | | | | | | | | | | |
| Juni " | | | | | | | | | | | |

1) Erzeugnisse im Sinne des Montan-Vertrages (bis Warmbreitband/Fertigerzeugnis einschliesslich)

a) 5 Wochen b) Einschliesslich Halbzeug für Rohren.

Erzeugung

Masseinheit: 1000 t

| | Jahr/ Monat | Montan-Union-Länder | | | | | | | | Vergleichsländer | |
|---|----------------|---------------------|----------|---------|------------|---------|-----------|-------------|------------------|-------------------|--------|
| | | Bundes- gebiet | Saarland | Belgien | Frankreich | Italien | Luxemburg | Niederlande | Montan- Union | Groß- britann. | U S A |
| Halbzeug für nahtlose Röhren (Röhren- Rund- und Vierkantstahl) | 1953 | 539 | 61 | 24 | 272 | 84 | - | - | 980 | . | 4 524 |
| | 1954 | 708 | 52 | 20 | 269 | 83 | - | - | 1 132 | 295 | 4 092 |
| | 1955 | 786 | 59 | 32 | 319 | 128 | - | - | 1 323 | 420 | 4 440 |
| | 1956 | 846 | 63 | 49 | 347 | 152 | - | - | 1 457 | 462 | 4 452 |
| | 1957 | 880 | 65 | 49 | 371 | 179 | - | - | 1 543 | 451 | 4 992 |
| | 1958 | 817 | 62 | 10 | 336 | 166 | - | - | 1 391 | 1) | . |
| | 1958 MD | 68 | 5 | 1 | 28 | 14 | - | - | 116 | . | . |
| | Juli 58 | 57 | 6 | 1 | 20 | 14 | - | - | 97 | . | . |
| | Aug. " | 69 | 3 | 0 | 19 | 10 | - | - | 100 | . | . |
| | Sept. " | 77 | 6 | 1 | 29 | 7 | - | - | 120 | . | . |
| | Okt. " | 74 | 3 | 1 | 32 | 17 | - | - | 127 | . | . |
| | Nov. " | 75 | 4 | 1 | 25 | 13 | - | - | 118 | . | . |
| | Dez. " | 70 | 6 | 0 | 31 | 14 | - | - | 121 | . | . |
| | Jan. 59 | 70 | 5 | 1 | 28 | 16 | - | - | 120 | . | . |
| | Febr. " | 60 | 6 | 0 | 22 | 12 | - | - | 100 | . | . |
| | März " | 67 | 6 | 1 | 28 | 16 | - | - | . | . | . |
| | Apr. " | 76 | . | . | . | . | . | . | . | . | . |
| Mai " | . | . | . | . | . | . | . | . | . | . | |
| Juni " | . | . | . | . | . | . | . | . | . | . | |
| Bandstahl und Röhrenstreifen | 1953 | 848 | 130 | 201 | 431 | 116 | 80 | 42 | 1 848 | 1 006 | 7 884 |
| | 1954 | 1 251 | 139 | 248 | 519 | 159 | 203 | 50 | 2 569 | 1 151 | 5 784 |
| | 1955 | 1 399 | 150 | 270 | 601 | 195 | 335 | 60 | 3 011 | 1 284 | 8 076 |
| | 1956 | 1 435 | 154 | 259 | 650 | 191 | 338 | 60 | 3 087 | 1 304 | 7 632 |
| | 1957 | 1 572 | 146 | 226 | 643 | 197 | 314 | 57 | 3 155 | 1 240 | 6 780 |
| | 1958 | 1 450 | 220 | 190 | 726 | 222 | 358 | 60 | 3 227 | 1 217 | . |
| | 1958 MD | 121 | 18 | 16 | 60 | 19 | 30 | 5 | 269 | 101 | . |
| | Juli 58 | 128 | 18 | 11 | 44 | 20 | 27 | 4 | 252 | a) 96 | . |
| | Aug. " | 113 | 14 | 16 | 48 | 12 | 24 | 5 | 232 | 65 | . |
| | Sept. " | 123 | 18 | 19 | 67 | 21 | 30 | 6 | 284 | 98 | . |
| | Okt. " | 134 | 22 | 20 | 68 | 21 | 34 | 6 | 305 | a) 124 | . |
| | Nov. " | 126 | 16 | 19 | 63 | 21 | 35 | 4 | 284 | 97 | . |
| | Dez. " | 119 | 18 | 20 | 57 | 21 | 39 | 6 | 280 | a) 111 | . |
| | Jan. 59 | 127 | 18 | 17 | 66 | 20 | 32 | 6 | 286 | 98 | . |
| | Febr. " | 119 | 17 | 15 | 63 | 18 | 36 | 6 | 274 | 109 | . |
| | März " | 131 | 17 | 20 | 64 | 19 | 37 | . | . | a) 138 | . |
| | Apr. " | 157 | . | . | . | . | . | . | . | . | . |
| Mai " | . | . | . | . | . | . | . | . | . | . | |
| Juni " | . | . | . | . | . | . | . | . | . | . | |
| Breitflachstahl | 1953 | 231 | 35 | 42 | 40 | 11 | 3 | - | 362 | b) | 1 296 |
| | 1954 | 177 | 35 | 25 | 38 | 18 | 1 | - | 295 | . | 720 |
| | 1955 | 229 | 43 | 31 | 46 | 29 | 1 | - | 378 | . | 1 046 |
| | 1956 | 288 | 52 | 33 | 51 | 31 | 2 | - | 458 | . | 1 248 |
| | 1957 | 287 | 56 | 28 | 51 | 32 | 3 | - | 457 | . | 1 200 |
| | 1958 | 240 | 65 | 23 | 55 | 35 | 3 | - | 421 | . | . |
| | 1958 MD | 20 | 5 | 2 | 4 | 3 | 0 | - | 35 | . | . |
| | Juli 58 | 22 | 6 | 1 | 4 | 3 | 1 | - | 37 | . | . |
| | Aug. " | 18 | 6 | 2 | 3 | 2 | 1 | - | 32 | . | . |
| | Sept. " | 18 | 6 | 2 | 4 | 3 | 0 | - | 34 | . | . |
| | Okt. " | 19 | 5 | 2 | 5 | 3 | 0 | - | 36 | . | . |
| | Nov. " | 15 | 4 | 2 | 4 | 3 | 0 | - | 29 | . | . |
| | Dez. " | 14 | 5 | 2 | 5 | 3 | 0 | - | 28 | . | . |
| | Jan. 59 | 15 | 5 | 2 | 4 | 3 | 0 | - | 29 | . | . |
| | Febr. " | 18 | 3 | 2 | 4 | 1 | 0 | - | 28 | . | . |
| | März " | 16 | 4 | 2 | 4 | 2 | 0 | - | . | . | . |
| | Apr. " | 17 | . | . | . | . | . | . | . | . | . |
| Mai " | . | . | . | . | . | . | . | . | . | . | |
| Juni " | . | . | . | . | . | . | . | . | . | . | |
| Grob- und Mittelbleche (3mm und stärker) | 1953 | 1 804 | 243 | 605 | 838 | 254 | 108 | 287 | 4 139 | 2 507 | 2 372 |
| | 1954 | 1 865 | 240 | 563 | 741 | 368 | 79 | 277 | 4 133 | 2 531 | 5 196 |
| | 1955 | 2 470 | 311 | 646 | 890 | 534 | 99 | 286 | 5 236 | 2 492 | 6 396 |
| | 1956 | 2 975 | 367 | 780 | 1 063 | 682 | 133 | 280 | 6 279 | 2 701 | 7 308 |
| | 1957 | 3 378 | 415 | 762 | 1 214 | 803 | 139 | 305 | 7 018 | 2 924 | 9 036 |
| | 1958 | 3 200 | 417 | 629 | 1 222 | 614 | 132 | 331 | 6 546 | 2 628 | . |
| | 1958 MD | 267 | 35 | 53 | 102 | 51 | 11 | 28 | 546 | 219 | . |
| | Juli 58 | 319 | 38 | 41 | 91 | 49 | 12 | 28 | 577 | a) 209 | . |
| | Aug. " | 295 | 32 | 50 | 75 | 26 | 11 | 21 | 511 | 175 | . |
| | Sept. " | 253 | 38 | 53 | 108 | 48 | 12 | 32 | 545 | 192 | . |
| | Okt. " | 237 | 38 | 53 | 114 | 47 | 12 | 23 | 524 | a) 233 | . |
| | Nov. " | 191 | 31 | 47 | 94 | 46 | 10 | 25 | 443 | 180 | . |
| | Dez. " | 170 | 32 | 53 | 89 | 40 | 10 | 27 | 422 | a) 201 | . |
| | Jan. 59 | 178 | 29 | 54 | 96 | 46 | 10 | 27 | 441 | 180 | . |
| | Febr. " | 186 | 33 | 46 | 92 | 45 | 10 | 28 | 440 | 185 | . |
| | März " | 195 | 33 | 50 | 99 | 49 | 12 | . | . | a) 224 | . |
| | Apr. " | 254 | . | . | . | . | . | . | . | . | . |
| Mai " | . | . | . | . | . | . | . | . | . | . | |
| Juni " | . | . | . | . | . | . | . | . | . | . | |
| Feinbleche warm- und kalt- gewalzt (unter 3 mm stark) | 1953 | 1 291 | 163 | 486 | 1 298 | 259 | 138 | 154 | 3 789 | 2 593 | 23 508 |
| | 1954 | 1 628 | 107 | 642 | 1 703 | 442 | 208 | 242 | 4 971 | 2 959 | 19 860 |
| | 1955 | 2 042 | 107 | 821 | 2 123 | 584 | 232 | 364 | 6 274 | 3 191 | 28 596 |
| | 1956 | 2 127 | 70 | 805 | 2 239 | 639 | 214 | 352 | 6 448 | 3 065 | 26 556 |
| | 1957 | 2 252 | 51 | 798 | 2 406 | 810 | 227 | 394 | 6 935 | 3 314 | 23 856 |
| | 1958 | 2 276 | 44 | 961 | 2 760 | 891 | 235 | 476 | 7 642 | 3 339 | . |
| | 1958 MD | 190 | 4 | 80 | 23 | 74 | 20 | 40 | 637 | 278 | . |
| | Juli 58 | 190 | 4 | 64 | 232 | 78 | 20 | 31 | 622 | a) 275 | . |
| | Aug. " | 183 | 4 | 78 | 150 | 60 | 19 | 33 | 525 | 251 | . |
| | Sept. " | 190 | 4 | 92 | 234 | 74 | 20 | 42 | 655 | 246 | . |
| | Okt. " | 203 | 4 | 96 | 260 | 83 | 21 | 44 | 709 | a) 334 | . |
| | Nov. " | 183 | 3 | 67 | 226 | 78 | 20 | 43 | 619 | 275 | . |
| | Dez. " | 173 | 4 | 83 | 247 | 78 | 21 | 39 | 645 | a) 313 | . |
| | Jan. 59 | 187 | 4 | 81 | 259 | 77 | 23 | 44 | 675 | 272 | . |
| | Febr. " | 174 | 4 | 77 | 245 | 65 | 18 | 44 | 627 | 264 | . |
| | März " | 189 | 4 | 82 | 262 | 76 | 20 | . | . | a) 327 | . |
| | Apr. " | 220 | . | . | . | . | . | . | . | . | . |
| Mai " | . | . | . | . | . | . | . | . | . | . | |
| Juni " | . | . | . | . | . | . | . | . | . | . | |

1) Siehe Forstahl 2) In Grobblechen enthalten 3) Plates 4) Sheets
a) 5 Wochen

Erzeugung

Masseinheit: 1000 t

| | Jahr/ Monat | Montan-Union-Länder | | | | | | | Vergleichsländer | | |
|--|----------------|---------------------|----------|---------|------------|---------|-----------|-------------|------------------|-------------------|--------|
| | | Bundes- gebiet | Saarland | Belgien | Frankreich | Italien | Luxemburg | Niederlande | Montan- Union | Groß- britann. | U S A |
| Warmbreitband (Fertigerzeugnis) ¹⁾ | 1953 | 6 | - | 7 | 2 | - | 4 | 31 | 50 | . | 5 604 |
| | 1954 | 7 | - | 3 | 39 | 14 | 7 | 0 | 70 | . | 6 120 |
| | 1955 | 34 | - | 11 | 40 | 28 | 14 | 1 | 127 | . | 6 876 |
| | 1956 | 34 | - | 10 | 20 | 35 | 27 | 3 | 129 | . | 6 874 |
| | 1957 | 110 | - | 8 | 22 | 46 | 29 | 9 | 226 | . | 6 602 |
| | 1958 | 79 | - | 14 | 41 | 41 | 32 | 23 | 229 | . | . |
| | 1958 MD | 7 | - | 1 | 3 | 3 | 2 | 2 | 19 | . | . |
| | Juli 58 | 10 | - | 1 | 1 | 5 | 2 | - | 20 | . | . |
| | Aug. " | 6 | - | 1 | 5 | 2 | 3 | - | 17 | . | . |
| | Sept. " | 5 | - | 1 | 2 | 4 | 2 | - | 14 | . | . |
| | Okt. " | 6 | - | 4 | 3 | 5 | 2 | 8 | 20 | . | . |
| | Nov. " | 12 | - | 2 | 7 | 3 | 2 | 10 | 26 | . | . |
| | Dez. " | 19 | - | 2 | 2 | 4 | 2 | 5 | 28 | . | . |
| | Jan. 59 | 11 | - | 3 | 2 | 3 | 2 | 3 | 24 | . | . |
| | Febr. " | 6 | - | - | 3 | 3 | - | 3 | . | . | . |
| | März " | 8 | - | - | - | - | - | - | . | . | . |
| Apr. " | 18 | - | - | - | 1 | - | - | . | . | . | |
| Mai " | | | | | | | | | | | |
| Juni " | | | | | | | | | | | |
| Weiterverarbeitete Walzstahl- fertigerzeugnisse | 1953 | 210 | 42 | 54 | 217 | 20 | - | 8 | 685 | 772 | 4 344 |
| | 1954 | 227 | 60 | 58 | 269 | 24 | - | 47 | 861 | 888 | 4 580 |
| | 1955 | 265 | 66 | 84 | 336 | 44 | - | 65 | 944 | 906 | 4 679 |
| | 1956 | 255 | 72 | 109 | 366 | 73 | - | 71 | 1 058 | 933 | 4 962 |
| | 1957 | 283 | 70 | 113 | 416 | 104 | - | 72 | 1 069 | 1 051 | 4 956 |
| | 1958 | 236 | 73 | 111 | 426 | 127 | - | 94 | 89 | 1 012 | . |
| | 1958 MD | 20 | 6 | 9 | 35 | 10 | - | 8 | 89 | 84 | . |
| | Juli 58 | 24 | 8 | 7 | 37 | 9 | - | 9 | 92 | a) 85 | . |
| | Aug. " | 21 | 7 | 9 | 28 | 10 | - | 7 | 82 | 64 | . |
| | Sept. " | 19 | 7 | 9 | 37 | 12 | - | 11 | 95 | 91 | . |
| | Okt. " | 20 | 6 | 10 | 36 | 13 | - | 10 | 96 | a) 113 | . |
| | Nov. " | 18 | 4 | 8 | 34 | 13 | - | 10 | 87 | 93 | . |
| | Dez. " | 15 | 4 | 10 | 41 | 11 | - | 8 | 92 | 109 | . |
| | Jan. 59 | 18 | 4 | 9 | 44 | 11 | - | 11 | 90 | 90 | . |
| | Febr. " | 21 | 4 | 10 | 44 | 10 | - | - | 80 | 80 | . |
| | März " | 23 | - | - | - | 9 | - | - | a) 98 | 98 | . |
| Apr. " | 25 | - | - | - | - | - | - | . | . | . | |
| Mai " | | | | | | | | | | | |
| Juni " | | | | | | | | | | | |
| Verzinkte, verbleite und sonstige Bleche | 1953 | 2) 107 | - | 127 | 3) 182 | 19 | - | - | 585 | 264 | 2 376 |
| | 1954 | 139 | - | 180 | 245 | 20 | - | - | 634 | 336 | 2 436 |
| | 1955 | 163 | - | 189 | 259 | 23 | - | - | 679 | 336 | 2 808 |
| | 1956 | 156 | - | 186 | 290 | 47 | - | - | 704 | 317 | 2 892 |
| | 1957 | 154 | - | 188 | 289 | 74 | - | - | 832 | 322 | 2 352 |
| | 1958 | 123 | - | 149 | 282 | 57 | - | - | 53 | 20 | . |
| | 1958 MD | 12 | - | 12 | 24 | 5 | - | - | 54 | a) 22 | . |
| | Juli 58 | 9 | - | 11 | 25 | 5 | - | - | 40 | 16 | . |
| | Aug. " | 13 | - | 15 | 11 | 3 | - | - | 64 | 22 | . |
| | Sept. " | 14 | - | 16 | 28 | 6 | - | - | 64 | a) 29 | . |
| | Okt. " | 14 | - | 17 | 28 | 6 | - | - | 55 | 24 | . |
| | Nov. " | 12 | - | 14 | 23 | 6 | - | - | 57 | a) 24 | . |
| | Dez. " | 12 | - | 17 | 25 | 4 | - | - | 24 | 24 | . |
| | Jan. 59 | 11 | - | 19 | 27 | 7 | - | - | 23 | 23 | . |
| | Febr. " | 10 | - | 17 | - | 6 | - | - | a) 23 | 23 | . |
| | März " | 11 | - | - | - | - | - | - | . | . | . |
| Apr. " | 15 | - | - | - | - | - | - | . | . | . | |
| Mai " | | | | | | | | | | | |
| Juni " | | | | | | | | | | | |
| Transformatoren- und Dynamobleche | 1953 | 101 | - | 17 | 3) 63 | 16 | - | - | 257 | 120 | 804 |
| | 1954 | 141 | - | 21 | 78 | 28 | - | 0 | 322 | 168 | 540 |
| | 1955 | 185 | - | 27 | 86 | 31 | - | 0 | 350 | 185 | 767 |
| | 1956 | 191 | - | 29 | 103 | 31 | - | 0 | 397 | 179 | 726 |
| | 1957 | 209 | - | 33 | 127 | 32 | - | - | 466 | 177 | 584 |
| | 1958 | 228 | - | 39 | 163 | 36 | - | - | 59 | 17 | . |
| | 1958 MD | 19 | - | 3 | 14 | 3 | - | - | 37 | a) 15 | . |
| | Juli 58 | 19 | - | 2 | 12 | 3 | - | - | 33 | 12 | . |
| | Aug. " | 15 | - | 4 | 11 | 3 | - | - | 42 | 16 | . |
| | Sept. " | 18 | - | 4 | 15 | 4 | - | - | 42 | a) 18 | . |
| | Okt. " | 19 | - | 4 | 16 | 4 | - | - | 47 | 16 | . |
| | Nov. " | 21 | - | 3 | 15 | 4 | - | - | 42 | a) 18 | . |
| | Dez. " | 22 | - | 3 | 15 | 4 | - | - | 16 | 16 | . |
| | Jan. 59 | 23 | - | 2 | 18 | 3 | - | - | 16 | 16 | . |
| | Febr. " | 22 | - | 3 | - | 3 | - | - | a) 19 | 19 | . |
| | März " | 22 | - | 4 | - | 4 | - | - | . | . | . |
| Apr. " | 26 | - | - | - | - | - | - | . | . | . | |
| Mai " | | | | | | | | | | | |
| Juni " | | | | | | | | | | | |
| Stahlröhren nahtlos und geschweißt | 1953 | 1 015 | 100 | 100 | 419 | 473 | - | 63 | 2 170 | 1 116 | 9 312 |
| | 1954 | 1 204 | 113 | 96 | 412 | 553 | - | 70 | 2 448 | 1 128 | 7 860 |
| | 1955 | 1 354 | 147 | 99 | 533 | 679 | - | 88 | 2 900 | 1 260 | 9 106 |
| | 1956 | 1 400 | 148 | 129 | 579 | 746 | - | 97 | 3 099 | 1 462 | 9 522 |
| | 1957 | 1 537 | 162 | 119 | 774 | 867 | - | 94 | 3 553 | 1 264 | 10 357 |
| | 1958 | 1 348 | - | 144 | - | 720 | - | 84 | 92 | 92 | . |
| | 1958 MD | 112 | - | 12 | - | 60 | - | 7 | 92 | a) 92 | . |
| | Juli 58 | 115 | . | 10 | 66 | 79 | - | 8 | 69 | 69 | . |
| | Aug. " | 114 | . | 12 | 43 | 50 | - | 6 | 89 | 89 | . |
| | Sept. " | 120 | . | 13 | 66 | 82 | - | 6 | 101 | 101 | . |
| | Okt. " | 133 | . | 14 | - | 64 | - | 9 | 91 | 91 | . |
| | Nov. " | 117 | . | 7 | - | 58 | - | 9 | 95 | 95 | . |
| | Dez. " | 113 | . | 9 | - | 60 | - | - | 87 | 87 | . |
| | Jan. 59 | 110 | . | 9 | - | 43 | - | - | 84 | 84 | . |
| | Febr. " | 110 | . | 9 | - | 46 | - | - | a) 105 | 105 | . |
| | März " | 120 | . | - | - | 45 | - | - | . | . | . |
| Apr. " | 135 | . | - | - | - | - | - | . | . | . | |
| Mai " | | | | | | | | | | | |
| Juni " | | | | | | | | | | | |

1) D. h. ohne Warmbreitband, das zur Herstellung eines anderen Walzstahlfertigerzeugnisses verbraucht wird. 2) Einschliesslich verzinkt. oder verbl. Bandstahl 3) Einschliesslich Saarland

a) 5 Wochen

Bezüge und Lieferungen

Masseinheit: 1000 t

| Jahr Monat | Bund. | Saar | Frankr. | Belg. | Lux. | Ital. | Nied. | Montan- Union | Bund. | Saar | Frankr. | Belg. | Lux. | Ital. | Nied. | Montan- Union |
|---------------|-------|------|---------|-------|------|-------|-------|------------------|-------|------|---------|-------|------|-------|-------|------------------|
|---------------|-------|------|---------|-------|------|-------|-------|------------------|-------|------|---------|-------|------|-------|-------|------------------|

Steinkohle, Koks und Briketts ¹⁾

| Bezüge | | | | | | | | | davon aus MONTAN-UNION-LÄNDERN | | | | | | | |
|-------------------|--------|-------|--------|-------|-------|--------|-------|--------|--------------------------------|-------|--------|-------|-------|-------|-------|--------|
| I N S G E S A M T | | | | | | | | | | | | | | | | |
| 1952 | 12 840 | 1 188 | 18 540 | 1 680 | 3 840 | 9 156 | 5 832 | 54 192 | 4 284 | 1 188 | 13 164 | 504 | 3 684 | 3 720 | 3 132 | 29 772 |
| 1953 | 10 428 | 1 044 | 15 012 | 2 280 | 3 528 | 8 976 | 6 036 | 50 160 | 4 632 | 1 044 | 13 392 | 1 152 | 3 780 | 4 752 | 4 236 | 32 724 |
| 1954 | 9 408 | 1 008 | 15 912 | 3 924 | 3 552 | 9 540 | 7 812 | 54 480 | 4 764 | 1 008 | 13 692 | 3 060 | 3 516 | 4 680 | 5 700 | 36 444 |
| 1955 | 17 460 | 1 272 | 16 692 | 3 924 | 3 984 | 10 548 | 8 784 | 62 676 | 6 984 | 1 272 | 13 800 | 2 460 | 3 984 | 3 672 | 6 156 | 38 328 |
| 1956 | 20 568 | 1 188 | 22 824 | 5 100 | 4 152 | 11 184 | 9 948 | 74 964 | 5 436 | 1 188 | 14 016 | 2 244 | 4 116 | 3 540 | 4 680 | 35 220 |
| 1957 | 23 052 | 1 404 | 25 032 | 5 508 | 4 332 | 12 192 | 9 768 | 81 288 | 4 608 | 1 320 | 15 264 | 2 628 | 4 308 | 3 276 | 4 224 | 35 628 |
| 1958 | 17 472 | 1 298 | 19 851 | 5 643 | 3 988 | 9 413 | 7 413 | 65 078 | 3 383 | 1 288 | 14 863 | 3 281 | 3 988 | 1 658 | 3 416 | 31 877 |
| Jan.-Okt. 58 | 14 858 | 1 089 | 16 920 | 4 586 | 3 347 | 7 902 | 6 152 | 54 854 | 2 808 | 1 079 | 12 531 | 2 608 | 3 347 | 1 375 | 2 774 | 26 522 |
| November " | 1 309 | 102 | 1 466 | 527 | 319 | 712 | 711 | 5 146 | 303 | 102 | 1 169 | 326 | 319 | 104 | 337 | 2 660 |
| Dezember " | 1 300 | 105 | 1 562 | 529 | 324 | 839 | 668 | 5 327 | 272 | 105 | 1 254 | 345 | 324 | 212 | 340 | 2 852 |
| Januar 59 | 1 348 | 97 | 1 378 | 592 | 332 | 777 | 584 | 5 108 | 315 | 97 | 1 193 | 365 | 332 | 202 | 360 | 2 864 |
| Februar " | 1 480 | | | | | | | | 300 | | | | | | | |
| März " | 1 023 | | | | | | | | | | | | | | | |
| April " | | | | | | | | | | | | | | | | |
| Mai " | | | | | | | | | | | | | | | | |
| Juni " | | | | | | | | | | | | | | | | |
| Juli " | | | | | | | | | | | | | | | | |
| August " | | | | | | | | | | | | | | | | |
| September " | | | | | | | | | | | | | | | | |
| Oktober " | | | | | | | | | | | | | | | | |
| November " | | | | | | | | | | | | | | | | |

| Lieferungen | | | | | | | | | davon nach MONTAN-UNION-LÄNDERN | | | | | | | |
|-------------------|--------|--------|-------|-------|---|-----|-------|--------|---------------------------------|-------|-------|-------|---|-----|-------|--------|
| I N S G E S A M T | | | | | | | | | | | | | | | | |
| 1952 | 24 828 | 8 856 | 1 680 | 3 804 | - | 144 | 1 428 | 40 740 | 16 560 | 8 292 | 1 068 | 3 120 | - | 96 | 780 | 29 916 |
| 1953 | 24 816 | 9 660 | 2 532 | 5 292 | - | 84 | 1 620 | 44 004 | 17 460 | 8 556 | 1 536 | 4 236 | - | 36 | 996 | 32 820 |
| 1954 | 28 236 | 9 852 | 2 988 | 6 900 | - | 48 | 2 664 | 50 688 | 19 488 | 8 520 | 1 584 | 5 172 | - | - | 1 920 | 36 684 |
| 1955 | 26 112 | 10 440 | 6 120 | 8 304 | - | 72 | 2 952 | 54 000 | 18 696 | 8 664 | 4 724 | 5 952 | - | 60 | 2 064 | 38 016 |
| 1956 | 25 440 | 9 096 | 2 340 | 6 024 | - | 48 | 3 056 | 45 984 | 18 756 | 8 292 | 1 116 | 4 548 | - | 48 | 2 028 | 34 788 |
| 1957 | 25 284 | 8 340 | 2 220 | 5 568 | - | 132 | 3 156 | 44 700 | 19 320 | 7 776 | 1 272 | 4 500 | - | 132 | 2 352 | 35 352 |
| 1958 | 22 686 | 7 749 | 1 964 | 3 849 | - | 11 | 3 212 | 39 471 | 18 390 | 7 401 | 1 009 | 2 619 | - | - | 2 488 | 31 907 |
| Jan.-Okt. 58 | 18 779 | 6 515 | 1 614 | 3 150 | - | 8 | 2 569 | 32 635 | 15 157 | 6 230 | 822 | 2 144 | - | - | 1 989 | 26 342 |
| November " | 1 938 | 644 | 158 | 315 | - | 1 | 293 | 3 349 | 1 584 | 615 | 92 | 223 | - | - | 242 | 2 756 |
| Dezember " | 1 970 | 589 | 138 | 356 | - | 2 | 334 | 3 389 | 1 650 | 557 | 79 | 252 | - | - | 242 | 2 780 |
| Januar 59 | 2 094 | 658 | 137 | 218 | - | 2 | 314 | 3 423 | 1 774 | 630 | 75 | 144 | - | - | 237 | 2 860 |
| Februar " | 1 847 | | | | | | | | 1 605 | | | | | | | |
| März " | 1 793 | | | | | | | | | | | | | | | |
| April " | | | | | | | | | | | | | | | | |
| Mai " | | | | | | | | | | | | | | | | |
| Juni " | | | | | | | | | | | | | | | | |
| Juli " | | | | | | | | | | | | | | | | |
| August " | | | | | | | | | | | | | | | | |
| Septemb. " | | | | | | | | | | | | | | | | |
| Oktober " | | | | | | | | | | | | | | | | |
| November " | | | | | | | | | | | | | | | | |

Eisenerze

| Bezüge | | | | | | | | | davon aus MONTAN-UNION-LÄNDERN | | | | | | | |
|-------------------|--------|-------------------------------|-------|--------|-----------------------------|-------|-------|--------|--------------------------------|-------------------------------|-----|--------|----------------------------|---|-----|--------|
| I N S G E S A M T | | | | | | | | | | | | | | | | |
| 1954 | 8 744 | | 310 | 12 698 | | 677 | 1 120 | 23 546 | 346 | | 80 | 10 366 | | 1 | 166 | 10 956 |
| 1955 | 14 314 | | 547 | 14 968 | | 887 | 1 058 | 31 774 | 790 | | 61 | 12 253 | | 2 | 130 | 13 236 |
| 1956 | 17 795 | In Frankreich enthalten | 644 | 15 656 | Inn Belgien enthalten | 1 368 | 1 374 | 36 839 | 1 206 | In Frankreich enthalten | 10 | 12 590 | In Belgien enthalten | 4 | 102 | 13 999 |
| 1957 | 19 177 | | 1 048 | 16 016 | | 1 786 | 1 246 | 39 216 | 1 512 | | 139 | 12 706 | | 2 | 68 | 14 425 |
| 1958 | 16 914 | | | | | | | | 1 199 | | | | | | | |
| Jan.-Juni 58 | 8 314 | | 526 | 8 089 | | 1 301 | 1 025 | 19 254 | 641 | | 69 | 6 695 | | 1 | 50 | 7 456 |
| Juli-Sept. " | 4 351 | | 223 | 4 351 | | 591 | 513 | 9 829 | 250 | | 31 | 3 408 | | 1 | | 3 697 |
| Okt.-Dez. " | 4 249 | | | | | | | | 308 | | | | | | | |
| Jan.-Febr. 59 | 2 117 | | | | | | | | 223 | | | | | | | |

| Lieferungen | | | | | | | | | davon nach MONTAN-UNION-LÄNDERN | | | | | | | |
|-------------------|-----|-------------------------------|--------|-----|----------------------------|----|---|--------|---------------------------------|-------------------------------|--------|-----|----------------------------|----|---|--------|
| I N S G E S A M T | | | | | | | | | | | | | | | | |
| 1954 | 256 | | 11 124 | 132 | | 0 | 0 | 11 512 | 54 | | 10 648 | 127 | | 0 | 0 | 10 829 |
| 1955 | 310 | In Frankreich enthalten | 13 686 | 424 | In Belgien enthalten | 48 | 0 | 14 467 | 30 | In Frankreich enthalten | 13 033 | 424 | In Belgien enthalten | 36 | 0 | 13 522 |
| 1956 | 337 | | 13 940 | 618 | | 42 | 4 | 14 940 | 47 | | 13 328 | 618 | | 42 | 4 | 14 038 |
| 1957 | 371 | | 14 310 | 512 | | 7 | 7 | 15 270 | 77 | | 13 682 | 512 | | 36 | 7 | 14 314 |
| 1958 | 331 | | | | | | | | 40 | | | | | | | |
| Jan.-Juni 58 | 164 | | 7 642 | 64 | | 10 | 0 | 8 807 | 22 | | 7 379 | 64 | | 4 | 0 | 7 468 |
| Juli-Sept. " | 90 | | 3 678 | 21 | | 0 | 0 | 3 790 | 11 | | 3 569 | 21 | | 0 | 0 | 3 602 |
| Okt.-Dez. " | 77 | | | | | | | | 7 | | | | | | | |
| Jan.-Febr. 59 | 46 | | | | | | | | 2 | | | | | | | |

1) Kohle/Koks = t/t (einschl. Braunkohle)

Bezüge und Lieferungen

Masseinheit: 1000 t

| Jahr Monat | Bundes- gebiet | Frankr./ Saar | Belgien/ Luxemburg | Italien | Niederl. | Montan- Union | Bundes- gebiet | Frankr./ Saar | Belgien/ Luxemburg | Italien | Niederl. | Montan- Union |
|---------------|-------------------|------------------|-----------------------|---------|----------|------------------|-------------------|------------------|-----------------------|---------|----------|------------------|
|---------------|-------------------|------------------|-----------------------|---------|----------|------------------|-------------------|------------------|-----------------------|---------|----------|------------------|

Grob- und Mittelbleche (3mm und stärker) 1)

| Bezüge | | | | | | | davon aus MONTAN-UNION-LÄNDERN | | | | | | |
|-------------------|-----|-----|----|----|-----|-----|--------------------------------|-----|----|----|-----|-----|--|
| I N S G E S A M T | | | | | | | | | | | | | |
| 1954 | 181 | 32 | 13 | 45 | 154 | 424 | 146 | 28 | 12 | 25 | 137 | 347 | |
| 1955 | 288 | 115 | 20 | 47 | 194 | 662 | 235 | 106 | 20 | 21 | 168 | 549 | |
| 1956 | 259 | 147 | 28 | 34 | 207 | 674 | 177 | 132 | 27 | 19 | 191 | 545 | |
| 1957 | 223 | 231 | 49 | 37 | 280 | 821 | 151 | 195 | 47 | 25 | 265 | 684 | |
| 1958 | 294 | | | | | | 184 | | | | | | |
| 1. Hj. 1958 | 172 | 112 | 19 | 18 | 154 | 480 | 97 | 106 | 19 | 16 | 151 | 392 | |
| Juli " | 23 | 11 | 2 | 5 | 24 | 66 | 19 | 11 | 2 | 5 | 24 | 61 | |
| August " | 18 | 6 | 1 | 4 | 18 | 49 | 15 | 6 | 1 | 3 | 17 | 44 | |
| September " | 20 | 9 | 1 | 5 | 45 | 49 | 16 | 7 | 1 | 4 | 14 | 41 | |
| Oktober " | 24 | 8 | 3 | 7 | | | 15 | 8 | 3 | 6 | | | |
| November " | 18 | 7 | 2 | | | | 12 | 7 | 2 | | | | |
| Dezember " | 21 | | | | | | 15 | | | | | | |
| Januar 1959 | 23 | | | | | | 16 | | | | | | |
| Februar " | 28 | | | | | | 19 | | | | | | |
| März " | 28 | | | | | | | | | | | | |
| April " | | | | | | | | | | | | | |
| Mai " | | | | | | | | | | | | | |
| Juni " | | | | | | | | | | | | | |

| Lieferungen | | | | | | | davon nach MONTAN-UNION-LÄNDERN | | | | | | |
|--------------------|-------|-----|-----|----|----|-------|---------------------------------|-----|-----|----|----|-----|--|
| I N S G E S A M T | | | | | | | | | | | | | |
| 1954 | 316 | 305 | 416 | 8 | 62 | 1 105 | 78 | 141 | 118 | 1 | 11 | 348 | |
| 55 | 363 | 379 | 474 | 49 | 66 | 1 332 | 142 | 167 | 212 | 28 | 18 | 567 | |
| 56 | 597 | 363 | 608 | 20 | 45 | 1 632 | 162 | 128 | 222 | 4 | 14 | 530 | |
| 57 | 845 | 345 | 593 | 49 | 60 | 1 892 | 251 | 132 | 228 | 17 | 13 | 642 | |
| 1958 | 1 028 | | | | | | 259 | | | | | | |
| 1. Hj. 1958 | 395 | 164 | 250 | 24 | 35 | 869 | 147 | 78 | 126 | 6 | 6 | 365 | |
| Juli " | 69 | 34 | 37 | 3 | 2 | 145 | 21 | 16 | 12 | 1 | 0 | 50 | |
| August " | 112 | 27 | 39 | 3 | 6 | 187 | 22 | 14 | 10 | 0 | 1 | 47 | |
| September " | 160 | 29 | 53 | 7 | 8 | 258 | 15 | 14 | 9 | 2 | 0 | 42 | |
| Oktober " | 141 | 30 | 45 | 4 | | | 22 | 15 | 13 | 2 | | | |
| November " | 100 | 26 | 38 | | | | 17 | 12 | 12 | | | | |
| Dezember " | 53 | | | | | | 14 | | | | | | |
| Januar 1959 | 50 | | | | | | 12 | | | | | | |
| Februar " | 36 | | | | | | 12 | | | | | | |
| März " | 33 | | | | | | | | | | | | |
| April " | | | | | | | | | | | | | |
| Mai " | | | | | | | | | | | | | |
| Juni " | | | | | | | | | | | | | |

Feinbleche, warm- und kaltgewalzt (unter 3 mm stark)

| Bezüge | | | | | | | davon aus MONTAN-UNION-LÄNDERN | | | | | | |
|-------------------|-----|-----|----|-----|----|-----|--------------------------------|-----|----|----|----|-----|--|
| I N S G E S A M T | | | | | | | | | | | | | |
| 1954 | 164 | 45 | 21 | 107 | 89 | 425 | 136 | 36 | 17 | 65 | 77 | 330 | |
| 1955 | 281 | 56 | 28 | 75 | 87 | 528 | 245 | 53 | 23 | 50 | 72 | 443 | |
| 1956 | 235 | 103 | 16 | 80 | 70 | 503 | 188 | 100 | 11 | 62 | 62 | 423 | |
| 1957 | 269 | 125 | 18 | 98 | 62 | 572 | 203 | 124 | 13 | 73 | 53 | 466 | |
| 1958 | 391 | | | | | | 297 | | | | | | |
| 1. Hj. 1958 | 178 | 99 | 7 | 51 | 25 | 360 | 155 | 99 | 7 | 44 | 23 | 304 | |
| Juli " | 34 | 11 | 1 | 11 | 4 | 60 | 24 | 11 | 1 | 10 | 4 | 49 | |
| August " | 28 | 6 | 1 | 6 | 4 | 45 | 22 | 6 | 1 | 5 | 4 | 38 | |
| September " | 32 | 9 | 2 | 10 | 3 | 57 | 24 | 9 | 2 | 9 | 3 | 46 | |
| Oktober " | 33 | 8 | 2 | 9 | | | 25 | 8 | 2 | 8 | | | |
| November " | 44 | 6 | 2 | | | | 31 | 6 | 2 | | | | |
| Dezember " | 40 | | | | | | 31 | | | | | | |
| Januar 1959 | 47 | | | | | | 37 | | | | | | |
| Februar " | 43 | | | | | | 36 | | | | | | |
| März " | 50 | | | | | | | | | | | | |
| April " | | | | | | | | | | | | | |
| Mai " | | | | | | | | | | | | | |
| Juni " | | | | | | | | | | | | | |

| Lieferungen | | | | | | | davon nach MONTAN-UNION-LÄNDERN | | | | | | |
|--------------------|-----|-----|-----|-----|-----|-------|---------------------------------|-----|-----|----|----|-----|--|
| I N S G E S A M T | | | | | | | | | | | | | |
| 1954 | 64 | 351 | 430 | 2 | 101 | 947 | 16 | 134 | 145 | 2 | 23 | 319 | |
| 1955 | 110 | 447 | 589 | 10 | 161 | 1 316 | 32 | 191 | 214 | 4 | 51 | 492 | |
| 1956 | 282 | 388 | 587 | 23 | 149 | 1 429 | 48 | 134 | 201 | 8 | 52 | 443 | |
| 1957 | 320 | 358 | 541 | 101 | 190 | 1 511 | 55 | 137 | 203 | 15 | 73 | 483 | |
| 1958 | 332 | | | | | | 49 | | | | | | |
| 1. Hj. 1958 | 125 | 234 | 346 | 63 | 140 | 909 | 26 | 82 | 145 | 8 | 38 | 300 | |
| Juli " | 30 | 45 | 64 | 10 | 18 | 166 | 8 | 15 | 21 | 0 | 5 | 49 | |
| August " | 27 | 42 | 46 | 10 | 20 | 145 | 3 | 16 | 13 | 0 | 6 | 38 | |
| September " | 43 | 61 | 71 | 10 | 21 | 205 | 3 | 17 | 17 | 1 | 6 | 43 | |
| Oktober " | 41 | 63 | 80 | 14 | | | 3 | 20 | 21 | 1 | | | |
| November " | 40 | 66 | 73 | | | | 3 | 21 | 16 | | | | |
| Dezember " | 28 | | | | | | 3 | | | | | | |
| Januar 1959 | 18 | | | | | | 3 | | | | | | |
| Februar " | 12 | | | | | | 3 | | | | | | |
| März " | 17 | | | | | | | | | | | | |
| April " | | | | | | | | | | | | | |
| Mai " | | | | | | | | | | | | | |
| Juni " | | | | | | | | | | | | | |

1) Einschl. Breitflachstahl

Bezüge und Lieferungen

Masseinheit: 1000 t

| Jahr Monat | Bundes- gebiet | Frankreich Saar | Belgien/ Luxemburg | Italien | Niederland | Montan- Union | Bundes- gebiet | Frankreich Saar | Belgien/ Luxemburg | Italien | Niederlande | Montan- Union |
|---------------|-------------------|--------------------|-----------------------|---------|------------|------------------|-------------------|--------------------|-----------------------|---------|-------------|------------------|
|---------------|-------------------|--------------------|-----------------------|---------|------------|------------------|-------------------|--------------------|-----------------------|---------|-------------|------------------|

Transformatoren- und Dynamobleche

| Bezüge | | | | | | | davon aus MONTAN-UNION-LÄNDERN | | | | | | |
|-------------------|----|----|---|----|----|----|--------------------------------|----|---|----|---|----|--|
| I N S G E S A M T | | | | | | | | | | | | | |
| 1954 | 11 | 6 | 5 | 12 | 8 | 43 | 1 | 2 | 0 | 3 | 6 | 13 | |
| 1955 | 12 | 10 | 2 | 10 | 12 | 46 | 2 | 6 | 1 | 5 | 9 | 23 | |
| 1956 | 17 | 10 | 6 | 18 | 11 | 60 | 7 | 10 | 3 | 8 | 9 | 36 | |
| 1957 | 17 | 13 | 7 | 15 | 11 | 58 | 6 | 13 | 5 | 14 | 9 | 47 | |
| 1958 | 10 | | | | | | 6 | | | | | | |
| 1. Hj. 1958 | 4 | 9 | 0 | 8 | 5 | 29 | 2 | 9 | 0 | 8 | 5 | 25 | |
| Juli " | 1 | 1 | 0 | 2 | 1 | 4 | 1 | 1 | 0 | 2 | 1 | 4 | |
| August " | 1 | 0 | 0 | 1 | 1 | 2 | 1 | 0 | 0 | 1 | 1 | 2 | |
| Sept. " | 0 | 1 | 0 | 2 | 2 | 5 | 0 | 1 | 0 | 2 | 0 | 4 | |
| Oktober " | 1 | 1 | 0 | 2 | 0 | | 1 | 1 | 0 | 2 | | | |
| Nov. " | 2 | 1 | 0 | | | | 1 | 1 | 0 | | | | |
| Dez. " | 1 | | | | | | 1 | | | | | | |
| Januar 1959 | 1 | | | | | | 1 | | | | | | |
| Febr. " | 1 | | | | | | 1 | | | | | | |
| März " | 1 | | | | | | 1 | | | | | | |
| April " | | | | | | | | | | | | | |
| Mai " | | | | | | | | | | | | | |
| Juni " | | | | | | | | | | | | | |

| Lieferungen | | | | | | | davon nach MONTAN-UNION-LÄNDERN | | | | | | |
|-------------------|----|----|----|----|---|-----|---------------------------------|----|---|---|---|----|--|
| I N S G E S A M T | | | | | | | | | | | | | |
| 1954 | 17 | 16 | 15 | 0 | 0 | 48 | 7 | 2 | 6 | 0 | 0 | 14 | |
| 1955 | 28 | 28 | 19 | 16 | 0 | 91 | 12 | 6 | 4 | 1 | 0 | 2 | |
| 1956 | 41 | 38 | 22 | 27 | 0 | 127 | 19 | 17 | 4 | 7 | 0 | 4 | |
| 1957 | 61 | 52 | 29 | 3 | 0 | 145 | 27 | 19 | 6 | 1 | 0 | 5 | |
| 1958 | 62 | | | | | | 24 | | | | | | |
| 1. Hj. 1958 | 26 | 35 | 17 | 2 | 0 | 81 | 14 | 7 | 7 | 0 | 0 | 30 | |
| Juli " | 6 | 8 | 2 | 1 | 0 | 17 | 2 | 2 | 1 | 0 | 0 | 5 | |
| August " | 6 | 4 | 2 | 2 | 0 | 14 | 1 | 1 | 0 | 0 | 0 | 3 | |
| Sept. " | 5 | 8 | 3 | 4 | 0 | 22 | 1 | 2 | 1 | 1 | 0 | 5 | |
| Oktober " | 6 | 8 | 4 | 1 | | | 2 | 2 | 1 | 0 | | | |
| Nov. " | 6 | 11 | 3 | | | | 2 | 2 | 1 | | | | |
| Dez. " | 7 | | | | | | 2 | | | | | | |
| Januar 1959 | 7 | | | | | | 1 | | | | | | |
| Februar " | 7 | | | | | | 2 | | | | | | |
| März " | 6 | | | | | | | | | | | | |
| April " | | | | | | | | | | | | | |
| Mai " | | | | | | | | | | | | | |
| Juni " | | | | | | | | | | | | | |

Sonstige Bleche 1)

| Bezüge | | | | | | | davon aus MONTAN-UNION-LÄNDERN | | | | | | |
|-------------------|-----|----|----|----|-----|-----|--------------------------------|----|---|----|----|-----|--|
| I N S G E S A M T | | | | | | | | | | | | | |
| 1954 | 46 | 19 | 23 | 86 | 98 | 272 | 41 | 19 | 3 | 30 | 24 | 116 | |
| 1955 | 51 | 30 | 25 | 88 | 95 | 292 | 46 | 30 | 3 | 23 | 27 | 129 | |
| 1956 | 71 | 42 | 18 | 58 | 93 | 283 | 65 | 42 | 4 | 22 | 30 | 164 | |
| 1957 | 96 | 55 | 21 | 52 | 103 | 329 | 86 | 55 | 2 | 15 | 33 | 193 | |
| 1958 | 136 | | | | | | 118 | | | | | | |
| 1. Hj. 1958 | 60 | 30 | 6 | 34 | 43 | 182 | 55 | 30 | 0 | 11 | 17 | 118 | |
| Juli " | 15 | 6 | 1 | 6 | 8 | 38 | 13 | 6 | 0 | 2 | 1 | 23 | |
| August " | 10 | 3 | 1 | 6 | 8 | 29 | 9 | 3 | 0 | 2 | 3 | | |
| Sept. " | 10 | 3 | 1 | 3 | 9 | 28 | 9 | 3 | 0 | 1 | 3 | | |
| Oktober " | 13 | 4 | 1 | 5 | | | 11 | 4 | 0 | 3 | | | |
| Nov. " | 10 | 3 | 2 | | | | 8 | 3 | 0 | | | | |
| Dez. " | 10 | | | | | | 9 | | | | | | |
| Januar 1959 | 9 | | | | | | 7 | | | | | | |
| Februar " | 10 | | | | | | 9 | | | | | | |
| März " | 12 | | | | | | | | | | | | |
| April " | | | | | | | | | | | | | |
| Mai " | | | | | | | | | | | | | |
| Juni " | | | | | | | | | | | | | |

| Lieferungen | | | | | | | davon nach MONTAN-UNION-LÄNDERN | | | | | | |
|-------------------|----|-----|-----|----|----|-----|---------------------------------|----|-----|---|----|-----|--|
| I N S G E S A M T | | | | | | | | | | | | | |
| 1954 | 43 | 273 | 234 | 5 | 9 | 563 | 8 | 52 | 54 | 0 | 5 | 120 | |
| 1955 | 53 | 349 | 280 | 9 | 16 | 708 | 8 | 42 | 87 | 0 | 7 | 145 | |
| 1956 | 62 | 387 | 307 | 22 | 13 | 792 | 8 | 44 | 114 | 0 | 8 | 175 | |
| 1957 | 65 | 395 | 329 | 16 | 12 | 816 | 13 | 60 | 124 | 1 | 7 | 205 | |
| 1958 | 69 | | | | | | 20 | | | | | | |
| 1. Hj. 1958 | 23 | 191 | 126 | 17 | 15 | 376 | 5 | 37 | 65 | 0 | 10 | 119 | |
| Juli " | 8 | 45 | 22 | 4 | 3 | 83 | 2 | 13 | 10 | 0 | 2 | 27 | |
| August " | 5 | 34 | 19 | 3 | 4 | 64 | 2 | 8 | 7 | 0 | 2 | 19 | |
| Sept. " | 7 | 42 | 21 | 8 | 3 | 83 | 1 | 5 | 8 | 0 | 2 | 17 | |
| Oktober " | 10 | 45 | 24 | 6 | | | 4 | 7 | 9 | 0 | | | |
| Nov. " | 6 | 42 | 22 | | | | 2 | 7 | 8 | | | | |
| Dez. " | 21 | | | | | | 5 | | | | | | |
| Januar 1959 | 4 | | | | | | 2 | | | | | | |
| Februar " | 5 | | | | | | 1 | | | | | | |
| März " | 5 | | | | | | | | | | | | |
| April " | | | | | | | | | | | | | |
| Mai " | | | | | | | | | | | | | |
| Juni " | | | | | | | | | | | | | |

1) Weißbleche, verzinkte und verbleite Bleche

Bezüge und Lieferungen

Masseinheit: 1000 t

| Jahr Monat | Bundes- gebiet | Frankreich/ Saar | Belgien/ Luxemburg | Italien | Niederlande | Montan- Union | Bundes- gebiet | Frankreich Saar | Belgien/ Luxemburg | Italien | Niederlande | Montan- Union |
|---------------|-------------------|---------------------|-----------------------|---------|-------------|------------------|-------------------|--------------------|-----------------------|---------|-------------|------------------|
|---------------|-------------------|---------------------|-----------------------|---------|-------------|------------------|-------------------|--------------------|-----------------------|---------|-------------|------------------|

Weiterverarbeitete Walzstahlfertigerzeugnisse insgesamt ¹⁾

| Bezüge | | | | | | | davon aus MONTAN-UNION-LÄNDERN | | | | | |
|-------------------|----|----|----|----|----|-----|--------------------------------|---|----|----|----|-----|
| I N S G E S A M T | | | | | | | | | | | | |
| 1954 | 11 | 8 | 10 | 24 | 57 | 109 | 6 | 3 | 8 | 11 | 51 | 78 |
| 1955 | 25 | 9 | 21 | 22 | 63 | 140 | 16 | 2 | 19 | 11 | 52 | 101 |
| 1956 | 26 | 10 | 9 | 17 | 99 | 162 | 15 | 4 | 7 | 8 | 72 | 106 |
| 1957 | 24 | 9 | 12 | 18 | 89 | 151 | 13 | 3 | 10 | 9 | 60 | 94 |
| 1958 | | | | | | | | | | | | |
| 1. Hj. 1958 | 12 | 2 | 4 | 10 | 33 | 65 | 6 | 0 | 4 | 5 | 20 | 38 |
| Juli " | 3 | 0 | 1 | 15 | 6 | 25 | 2 | 0 | 1 | 14 | 4 | 21 |
| August " | 3 | 0 | 0 | 1 | 5 | 10 | 2 | 0 | 0 | 0 | 4 | 7 |
| Sept. " | 3 | 1 | 1 | 2 | 5 | 12 | 2 | 0 | 1 | 1 | 4 | 8 |
| Oktober " | 3 | 1 | 1 | 1 | | | 2 | 0 | 1 | 1 | | |
| Nov. " | 3 | 0 | 0 | | | | 2 | 0 | 0 | | | |
| Dez. " | | | | | | | | | | | | |
| Januar 1959 | | | | | | | | | | | | |
| Febr. " | | | | | | | | | | | | |
| März " | | | | | | | | | | | | |
| April " | | | | | | | | | | | | |
| Mai " | | | | | | | | | | | | |
| Juni " | | | | | | | | | | | | |

| Lieferungen | | | | | | | davon nach MONTAN-UNION-LÄNDERN | | | | | |
|-------------------|-----|----|-----|----|----|-----|---------------------------------|----|----|---|---|-----|
| I N S G E S A M T | | | | | | | | | | | | |
| 1954 | 93 | 57 | 61 | 5 | 6 | 223 | 37 | 16 | 22 | 0 | 1 | 77 |
| 1955 | 129 | 87 | 99 | 9 | 13 | 337 | 44 | 40 | 26 | 0 | 1 | 111 |
| 1956 | 166 | 82 | 111 | 40 | 9 | 409 | 59 | 36 | 25 | 1 | 1 | 123 |
| 1957 | 194 | 67 | 81 | 39 | 10 | 390 | 54 | 27 | 20 | 1 | 2 | 104 |
| 1958 | | | | | | | | | | | | |
| 1. Hj. 1958 | 75 | 34 | 40 | 16 | 4 | 173 | 17 | 13 | 7 | 2 | 2 | 44 |
| Juli " | 11 | 8 | 5 | 4 | 2 | 32 | 2 | 3 | 1 | 0 | 1 | 8 |
| August " | 12 | 6 | 4 | 5 | 0 | 28 | 3 | 3 | 1 | 0 | 0 | 8 |
| Sept. " | 13 | 5 | 8 | 5 | 2 | 33 | 2 | 2 | 2 | 0 | 1 | 7 |
| Oktober " | 19 | 8 | 7 | 4 | | | 4 | 3 | 2 | 1 | | |
| Nov. " | 15 | 6 | 6 | | | | 3 | 2 | 2 | | | |
| Dez. " | | | | | | | | | | | | |
| Januar 1959 | | | | | | | | | | | | |
| Febr. " | | | | | | | | | | | | |
| März " | | | | | | | | | | | | |
| April " | | | | | | | | | | | | |
| Mai " | | | | | | | | | | | | |
| Juni " | | | | | | | | | | | | |

Stahlröhren nahtlos und geschweißt

| Bezüge | | | | | | | davon aus MONTAN-UNION-LÄNDERN | | | | | |
|-------------------|----|----|----|---|-----|-----|--------------------------------|---|----|---|-----|-----|
| I N S G E S A M T | | | | | | | | | | | | |
| 1954 | 9 | 7 | 24 | 5 | 107 | 151 | 4 | 1 | 19 | 2 | 75 | 101 |
| 1955 | 18 | 9 | 40 | 4 | 124 | 194 | 11 | 3 | 32 | 2 | 88 | 135 |
| 1956 | 27 | 11 | 36 | 4 | 150 | 229 | 17 | 3 | 29 | 2 | 113 | 165 |
| 1957 | 38 | 14 | 31 | 9 | 159 | 252 | 25 | 5 | 25 | 6 | 126 | 187 |
| 1958 | 59 | | | | | | 40 | | | | | |
| 1. Hj. 1958 | 30 | 8 | 17 | 2 | 60 | 116 | 20 | 2 | 12 | 2 | 49 | 85 |
| Juli " | 4 | 2 | 1 | 0 | 9 | 17 | 3 | 1 | 1 | 0 | 7 | 12 |
| August " | 4 | 2 | 2 | 0 | 11 | 20 | 3 | 1 | 2 | 0 | 9 | 15 |
| Sept. " | 5 | 1 | 2 | 2 | 11 | 21 | 4 | 0 | 2 | 1 | 8 | 15 |
| Oktober " | 7 | 2 | 3 | 0 | | | 5 | 1 | 2 | 0 | | |
| Nov. " | 6 | 2 | 1 | | | | 4 | 1 | 1 | 0 | | |
| Dez. " | 6 | | | | | | 3 | | | | | |
| Januar 1959 | 6 | | | | | | 4 | | | | | |
| Februar " | 7 | | | | | | 5 | | | | | |
| März " | 6 | | | | | | | | | | | |
| April " | | | | | | | | | | | | |
| Mai " | | | | | | | | | | | | |
| Juni " | | | | | | | | | | | | |

| Lieferungen | | | | | | | davon nach MONTAN-UNION-LÄNDERN | | | | | |
|-------------------|-----|-----|-----|-----|----|-------|---------------------------------|----|----|---|----|-----|
| I N S G E S A M T | | | | | | | | | | | | |
| 1954 | 450 | 262 | 80 | 97 | 32 | 922 | 53 | 1 | 21 | 0 | 3 | 78 |
| 1955 | 458 | 338 | 82 | 153 | 54 | 1 085 | 63 | 26 | 22 | 3 | 7 | 121 |
| 1956 | 605 | 323 | 108 | 200 | 61 | 1 299 | 78 | 37 | 32 | 6 | 7 | 161 |
| 1957 | 881 | 373 | 109 | 167 | 63 | 1 593 | 100 | 41 | 35 | 6 | 10 | 192 |
| 1958 | 751 | | | | | | 84 | | | | | |
| 1. Hj. 1958 | 324 | 170 | 54 | 97 | 24 | 673 | 34 | 20 | 17 | 4 | 2 | 80 |
| Juli " | 53 | 36 | 7 | 19 | 5 | 120 | 8 | 4 | 2 | 0 | 1 | 12 |
| August " | 74 | 30 | 10 | 13 | 5 | 131 | 8 | 4 | 2 | 0 | 1 | 14 |
| Sept. " | 70 | 32 | 8 | 11 | 7 | 129 | 6 | 3 | 3 | 0 | 2 | 15 |
| Oktober " | 78 | 39 | 12 | 14 | | | 9 | 6 | 4 | 0 | | |
| Nov. " | 74 | 40 | 9 | | | | 8 | 5 | 2 | | | |
| Dez. " | 95 | | | | | | 14 | | | | | |
| Januar 1959 | 53 | | | | | | 8 | | | | | |
| Februar " | 67 | | | | | | 8 | | | | | |
| März " | 46 | | | | | | | | | | | |
| April " | | | | | | | | | | | | |
| Mai " | | | | | | | | | | | | |
| Juni " | | | | | | | | | | | | |

¹⁾ Geschmiedete, kaltgezogene und kaltgewalzte Erzeugnisse aller Art (ausser Blechen und kaltgezogenem Band zur Herstellung von Weissband), oberflächenbearbeitete Produkte, ausgenommen gezogener Draht.

Versorgung

Marktversorgung insgesamt ¹⁾

Masseinheit: 1000 t

| | Jahr Wiertelj. | Rohstahl ²⁾ | | Walzstahl ³⁾ | | Eisenerze ⁴⁾ | | Steinkohle ⁵⁾ | |
|-------------------|-------------------|------------------------|------------|-------------------------|------------|-------------------------|------------|--------------------------|------------|
| | | ERZEUGUNG | VERSORGUNG | ERZEUGUNG | VERSORGUNG | ERZEUGUNG | VERSORGUNG | FÜHRUNG | VERSORGUNG |
| Bundesgebiet | 1954 | 17 434 | 17 280 | 11 273 | 13 068 | 9 705 | 18 204 | 128 035 | 111 827 |
| | 1955 | 21 336 | 21 887 | 13 944 | 14 556 | 11 381 | 25 716 | 130 728 | 124 702 |
| | 1956 | 23 189 | 22 397 | 15 355 | 14 772 | 12 218 | 29 592 | 134 407 | 129 900 |
| | 1957 | 24 507 | 22 150 | 16 154 | 14 688 | 13 145 | 31 632 | 133 156 | 131 089 |
| | 1958 | 22 786 | 21 456 | 15 027 | 14 001 | 12 641 | 28 841 | 132 582 | 116 052 |
| | 1. Vj. 1958 | 6 262 | 5 834 | 4 159 | 4 090 | 3 370 | 7 509 | 34 102 | 30 252 |
| | 2. " " | 5 612 | 5 400 | 3 658 | 3 501 | 3 172 | 6 977 | 32 633 | 28 176 |
| | 3. " " | 5 569 | 5 487 | 3 751 | 3 312 | 2 970 | 7 178 | 33 081 | 29 434 |
| | 4. " " | 5 344 | 4 735 | 3 458 | 3 091 | 3 129 | 7 176 | 33 765 | 28 190 |
| | 1. " 1959 | 5 408 | 5 350 | 3 439 | 3 418 | 3 044 | 5 918 | 32 222 | 28 395 |
| Frankreich/Saar | 1954 | 13 432 | 9 864 | 9 041 | 6 852 | 43 824 | 33 000 | 71 223 | 72 500 |
| | 1955 | 15 797 | 10 971 | 11 010 | 7 632 | 50 265 | 38 496 | 72 664 | 76 209 |
| | 1956 | 16 817 | 12 720 | 11 796 | 8 820 | 52 690 | 40 308 | 72 219 | 86 133 |
| | 1957 | 17 551 | 14 006 | 12 398 | 9 780 | 57 765 | 43 476 | 73 250 | 88 487 |
| | 1958 | 18 118 | | 12 856 | | 59 456 | 43 465 | 74 139 | 81 377 |
| | 1. Vj. 1958 | 4 743 | 3 985 | 3 455 | 2 940 | 15 850 | 11 328 | 19 760 | 22 069 |
| | 2. " " | 4 554 | 3 298 | 3 234 | 2 655 | 14 719 | 11 021 | 17 925 | 19 870 |
| | 3. " " | 4 259 | 3 227 | 2 889 | 2 102 | 13 872 | 10 359 | 17 717 | 18 562 |
| | 4. " " | 4 561 | | 3 256 | | 15 015 | 10 757 | 18 737 | 20 876 |
| | 1. " 1959 | 4 516 | | | | | | | |
| Belgien/Luxemburg | 1954 | 7 762 | 2 423 | 5 725 | 2 172 | 5 973 | 18 540 | 29 249 | 29 948 |
| | 1955 | 9 120 | 2 674 | 6 753 | 2 148 | 7 288 | 22 044 | 29 978 | 31 842 |
| | 1956 | 9 832 | 2 815 | 7 312 | 2 220 | 7 738 | 22 848 | 29 555 | 32 723 |
| | 1957 | 9 752 | 2 873 | 6 975 | 2 256 | 7 973 | 23 616 | 29 086 | 31 702 |
| | 1958 | 9 386 | | 6 604 | | 6 695 | | 27 058 | 27 003 |
| | 1. Vj. 1958 | 2 436 | 655 | 1 719 | 546 | 1 797 | 5 831 | 7 612 | 6 8 |
| | 2. " " | 2 293 | 688 | 1 590 | 507 | 1 744 | 5 638 | 6 847 | 6 3. |
| | 3. " " | 2 298 | 514 | 1 575 | 459 | 1 577 | 5 825 | 6 139 | 6 598 |
| | 4. " " | 2 360 | | 1 721 | | 1 578 | | 6 463 | 7 227 |
| | 1. " 1959 | 2 328 | | | | | | | |
| Italien | 1954 | 4 207 | 4 983 | 2 806 | 3 312 | 1 092 | 1 764 | 1 074 | 10 515 |
| | 1955 | 5 395 | 5 842 | 3 549 | 3 732 | 1 375 | 2 184 | 1 136 | 11 474 |
| | 1956 | 5 911 | 6 095 | 3 974 | 4 008 | 1 624 | 2 796 | 1 076 | 12 228 |
| | 1957 | 6 761 | 6 564 | 4 499 | 4 500 | 1 576 | 3 192 | 1 019 | 12 895 |
| | 1958 | 6 265 | | 4 134 | | 1 265 | | 716 | 9 887 |
| | 1. Vj. 1958 | 1 632 | 1 557 | 1 066 | 1 060 | 297 | 662 | 214 | 2 450 |
| | 2. " " | 1 585 | 1 602 | 1 014 | 1 037 | 314 | . | 176 | 2 240 |
| | 3. " " | 1 475 | 1 653 | 956 | 961 | 355 | 893 | 163 | 2 855 |
| | 4. " " | 1 573 | | 1 098 | | 299 | | 165 | 2 342 |
| | 1. " 1959 | 1 520 | | | | | | | |
| Niederlande | 1954 | 929 | 1 988 | 709 | 1 704 | - | 1 120 | 12 071 | 17 167 |
| | 1955 | 979 | 2 357 | 867 | 1 836 | - | 1 058 | 11 895 | 17 459 |
| | 1956 | 1 051 | 2 408 | 863 | 1 860 | - | 1 370 | 11 836 | 18 537 |
| | 1957 | 1 182 | 2 522 | 911 | 2 052 | - | 1 239 | 11 376 | 17 587 |
| | 1958 | 1 437 | | 1 021 | | | | 11 881 | 15 196 |
| | 1. Vj. 1958 | 348 | 564 | 257 | 416 | - | 408 | 2 987 | 4 185 |
| | 2. " " | 360 | 574 | 252 | 397 | - | 616 | 2 915 | 3 495 |
| | 3. " " | 351 | 533 | 235 | 390 | - | 312 | 3 010 | 3 512 |
| | 4. " " | 376 | | 279 | | - | | 2 969 | 4 006 |
| | 1. " 1959 | 394 | | | | | | | |
| MONTAN-UNION | 1954 | 43 765 | 36 546 | 29 561 | 27 132 | 60 594 | 72 504 | 241 653 | 241 823 |
| | 1955 | 52 627 | 43 731 | 36 155 | 27 672 | 70 309 | 90 024 | 246 401 | 261 19* |
| | 1956 | 56 800 | 40 435 | 39 300 | 31 716 | 74 270 | 96 972 | 249 092 | 278 9' |
| | 1957 | 59 754 | 48 115 | 40 935 | 33 276 | 80 459 | 103 044 | 247 888 | 280 93 |
| | 1958 | 57 991 | | 39 642 | | | | 246 379 | 248 918 |
| | 1. Vj. 1958 | 15 420 | 12 595 | 10 662 | 9 028 | 21 314 | 25 738 | 64 682 | 65 650 |
| | 2. " " | 14 404 | 11 562 | 9 758 | 8 075 | 19 949 | 25 568 | 60 487 | 59 963 |
| | 3. " " | 13 955 | 11 214 | 9 404 | | 18 774 | | 60 109 | 60 71.8 |
| | 4. " " | 14 213 | | 9 794 | | 20 020 | | 61 104 | 62 586 |
| | 1. " 1959 | 14 167 | | 9 614 | | | | | |
| Großbritannien | 1954 | 18 817 | 17 015 | 13 482 | 13 056 | 15 807 | 27 612 | 227 899 | 214 128 |
| | 1955 | 20 107 | 19 512 | 14 429 | 13 500 | 16 435 | 29 544 | 225 562 | 221 304 |
| | 1956 | 20 990 | 20 329 | 15 061 | 14 208 | 16 506 | 31 066 | 225 969 | 216 432 |
| | 1957 | 22 047 | 20 091 | 15 729 | 13 920 | 17 173 | 33 348 | 227 233 | 214 608 |
| | 1958 | 19 884 | | 14 201 | | 14 847 | | 222 507 | |
| | 1. Vj. 1958 | 5 562 | 5 209 | 3 959 | 3 637 | 3 875 | 7 281 | 59 122 | 57 944 |
| | 2. " " | 5 130 | 4 718 | 3 601 | 3 247 | 3 591 | 7 375 | 55 627 | 53 017 |
| | 3. " " | 4 319 | 3 910 | 2 945 | 2 611 | 3 347 | 6 347 | 47 823 | 41 957 |
| | 4. " " | 4 871 | | 3 475 | | 4 034 | 7 017 | 59 935 | |
| | 1. " 1959 | | | | | | | | |
| U S A | 1954 | 80 115 | 77 955 | 62 520 | 61 032 | 79 382 | 91 992 | 379 154 | 351 828 |
| | 1955 | 106 176 | 102 657 | 79 868 | 80 088 | 104 650 | 123 900 | 442 410 | 409 428 |
| | 1956 | 104 522 | 101 929 | 79 102 | 76 980 | 99 420 | 123 528 | 477 084 | 404 724 |
| | 1957 | 102 253 | 98 179 | 76 131 | 73 164 | 107 477 | 136 260 | 467 592 | 389 328 |
| | 1958 | 77 342 | | | | | | 380 248 | |
| | 1. Vj. 1958 | 17 047 | 16 479 | | | 9 586 | | 96 670 | |
| | 2. " " | 17 201 | 16 680 | | | 16 813 | | 90 008 | |
| | 3. " " | 19 338 | | | | 26 813 | | 89 232 | |
| | 4. " " | 23 657 | | | | | | 103 902 | |
| | 1. " 1959 | | | | | | | | |

1) Förderung/Erzeugung zuzüglich Einfuhr abzüglich Ausfuhr ± Lagerveränderungen 2) Erzeugung von Rohstahl, Lin- und Ausfuhr sowie Lagerveränderungen von Walzstahl in Rohstahlgewicht umgerechnet. Umrechnungsfaktoren: Rohblocke 1,00, Halbzeug 1,1, Facherzeugnisse 1,4, Coerbaumaterial 1,3, sonstige Vertreterzeugnisse 1,27. 3) Walzstahl im Sinne des Montan-Vertrages ohne Halbzeug und ohne Berücksichtigung der Lagerveränderungen. 4) Handelsfähiges Erz 5) Steinkohlenförderung, Ein- und Ausfuhr von Steinkohle, koks und Briquets t/t.

Versorgung

je Kopf der Bevölkerung ¹⁾

Masseinheit: kg

| | Jahr Viertelj. | Rohstahl | | Walzstahl | | Eisenerze | | Steinkohle | |
|-------------------|-------------------|-----------|------------|-----------|------------|-----------|------------|------------|------------|
| | | ERZEUGUNG | VERSORGUNG | ERZEUGUNG | VERSORGUNG | ERZEUGUNG | VERSORGUNG | FÖRDERUNG | VERSORGUNG |
| Bundesgebiet | 1954 | 358 | 355 | 232 | 268 | 199 | 374 | 2 629 | 2 296 |
| | 1955 | 434 | 445 | 284 | 296 | 231 | 523 | 2 658 | 2 535 |
| | 1956 | 466 | 450 | 308 | 297 | 245 | 594 | 2 700 | 2 609 |
| | 1957 | 486 | 439 | 320 | 291 | 261 | 627 | 2 639 | 2 598 |
| | 1958 | 446 | 420 | 294 | 274 | 247 | 564 | 2 594 | 2 270 |
| | 1. Vj. 1958 | 122 | 114 | 81 | 80 | 66 | 147 | 667 | 592 |
| | 2. " " | 110 | 106 | 72 | 68 | 62 | 136 | 638 | 551 |
| | 3. " " | 109 | 96 | 73 | 65 | 58 | 140 | 647 | 576 |
| | 4. " " | 105 | 93 | 68 | 60 | 61 | 140 | 661 | 553 |
| | 1. " 1959 | 106 | 105 | 67 | 67 | 60 | 116 | 630 | 555 |
| 2. " " | | | | | | | | | |
| 3. " " | | | | | | | | | |
| Frankreich/Saar | 1954 | 306 | 225 | 206 | 156 | 997 | 751 | 1 621 | 1 650 |
| | 1955 | 357 | 248 | 249 | 172 | 1 135 | 870 | 1 641 | 1 721 |
| | 1956 | 377 | 285 | 264 | 198 | 1 180 | 903 | 1 618 | 1 929 |
| | 1957 | 393 | 311 | 275 | 217 | 1 281 | 964 | 1 624 | 1 962 |
| | 1958 | 401 | 308 | 282 | | 1 306 | 955 | 1 628 | 1 782 |
| | 1. Vj. 1958 | 104 | 88 | 76 | 65 | 348 | 249 | 434 | 485 |
| | 2. " " | 100 | 72 | 71 | 58 | 323 | 242 | 394 | 436 |
| | 3. " " | 93 | 71 | 63 | 46 | 305 | 228 | 389 | 408 |
| | 4. " " | | | 72 | | 330 | 236 | 412 | 453 |
| | 1. " 1959 | | | | | | | | |
| 2. " " | | | | | | | | | |
| 3. " " | | | | | | | | | |
| Belgien/Luxemburg | 1954 | 851 | 258 | 627 | 238 | 655 | 2 031 | 3 205 | 3 282 |
| | 1955 | 994 | 291 | 736 | 234 | 794 | 2 402 | 3 267 | 3 470 |
| | 1956 | 1 065 | 307 | 792 | 240 | 838 | 2 474 | 3 200 | 3 542 |
| | 1957 | 1 056 | 311 | 750 | 242 | 857 | 2 538 | 3 126 | 3 407 |
| | 1958 | 1 006 | 288 | 704 | | 714 | | 2 890 | 2 884 |
| | 1. Vj. 1958 | 260 | 70 | 184 | 58 | 191 | 623 | 813 | 730 |
| | 2. " " | 245 | 73 | 170 | 54 | 186 | 602 | 731 | 677 |
| | 3. " " | 245 | | 168 | 49 | 168 | 621 | 656 | 705 |
| | 4. " " | | | 183 | | 168 | | 690 | 771 |
| | 1. " 1959 | | | | | | | | |
| 2. " " | | | | | | | | | |
| 3. " " | | | | | | | | | |
| Italien | 1954 | 88 | 105 | 59 | 74 | 23 | 37 | 23 | 219 |
| | 1955 | 112 | 122 | 74 | 78 | 29 | 45 | 24 | 259 |
| | 1956 | 122 | 126 | 82 | 83 | 34 | 58 | 22 | 253 |
| | 1957 | 140 | 135 | 93 | 93 | 33 | 66 | 21 | 266 |
| | 1958 | 129 | 130 | 85 | | 26 | | 15 | 198 |
| | 1. Vj. 1958 | 34 | 33 | 22 | 22 | 6 | 14 | 4 | 50 |
| | 2. " " | 33 | 33 | 21 | 21 | 6 | . | 4 | 46 |
| | 3. " " | 30 | | 20 | 20 | 6 | 18 | 3 | 59 |
| | 4. " " | | | 23 | | 6 | | 3 | 43 |
| | 1. " 1959 | | | | | | | | |
| 2. " " | | | | | | | | | |
| 3. " " | | | | | | | | | |
| Niederlande | 1954 | 88 | 188 | 67 | 161 | - | 106 | 1 137 | 1 617 |
| | 1955 | 91 | 219 | 81 | 171 | - | 98 | 1 106 | 1 624 |
| | 1956 | 97 | 221 | 79 | 171 | - | 126 | 1 087 | 1 702 |
| | 1957 | 109 | 229 | 83 | 186 | - | 112 | 1 032 | 1 596 |
| | 1958 | 128 | 204 | 91 | | | | 1 063 | 1 380 |
| | 1. Vj. 1958 | 31 | 50 | 23 | 37 | - | 37 | 267 | 375 |
| | 2. " " | 32 | 51 | 23 | 36 | - | 55 | 261 | 312 |
| | 3. " " | 31 | 48 | 21 | 35 | - | 28 | 269 | 314 |
| | 4. " " | 35 | | 25 | | | | 265 | 379 |
| | 1. " 1959 | | | | | | | | |
| 2. " " | | | | | | | | | |
| 3. " " | | | | | | | | | |
| MONTAN-UNION | 1954 | 273 | 228 | 185 | 169 | 378 | 453 | 1 508 | 1 510 |
| | 1955 | 326 | 271 | 224 | 171 | 435 | 558 | 1 526 | 1 618 |
| | 1956 | 350 | 286 | 242 | 195 | 458 | 598 | 1 535 | 1 719 |
| | 1957 | 368 | 293 | 225 | 202 | 489 | 627 | 1 508 | 1 709 |
| | 1958 | 355 | 291 | | | | | 1 486 | 1 500 |
| | 1. Vj. 1958 | 93 | 76 | 64 | 54 | 129 | 155 | 390 | 395 |
| | 2. " " | 87 | 70 | 59 | 49 | 120 | 154 | 365 | 362 |
| | 3. " " | 84 | | 57 | | 113 | | 363 | 366 |
| | 4. " " | | | | | 121 | | 369 | 376 |
| | 1. " 1959 | | | | | | | | |
| 2. " " | | | | | | | | | |
| 3. " " | | | | | | | | | |
| Großbritannien | 1954 | 371 | 332 | 265 | 257 | 311 | 544 | 4 488 | 4 216 |
| | 1955 | 395 | 383 | 283 | 265 | 322 | 580 | 4 426 | 4 342 |
| | 1956 | 410 | 397 | 294 | 277 | 322 | 607 | 4 413 | 4 227 |
| | 1957 | 428 | 390 | 306 | 271 | 334 | 648 | 4 416 | 4 171 |
| | 1958 | 389 | 359 | 275 | | 287 | | 4 305 | |
| | 1. Vj. 1958 | 108 | 101 | 77 | 70 | 75 | 141 | 1 142 | 1 121 |
| | 2. " " | 99 | 91 | 70 | 63 | 69 | 143 | 1 076 | 1 026 |
| | 3. " " | 84 | 76 | 57 | 51 | 65 | 123 | 925 | 812 |
| | 4. " " | | | 67 | | 78 | 136 | 1 160 | |
| | 1. " 1959 | | | | | | | | |
| 2. " " | | | | | | | | | |
| 3. " " | | | | | | | | | |
| U S A | 1954 | 496 | 480 | 385 | 376 | 488 | 566 | 2 334 | 2 166 |
| | 1955 | 649 | 621 | 483 | 485 | 633 | 750 | 2 677 | 2 478 |
| | 1956 | 633 | 606 | 470 | 458 | 591 | 735 | 2 837 | 2 407 |
| | 1957 | 597 | 573 | 445 | 427 | 628 | 796 | 2 731 | 2 274 |
| | 1958 | 417 | 387 | | | | | 2 185 | |
| | 1. Vj. 1958 | 98 | 91 | | | 55 | | 555 | |
| | 2. " " | 99 | 96 | | | 97 | | 517 | |
| | 3. " " | 111 | | | | 154 | | 517 | |
| | 4. " " | | | | | | | 597 | |
| | 1. " 1959 | | | | | | | | |
| 2. " " | | | | | | | | | |
| 3. " " | | | | | | | | | |

1) Siehe Seite 26.

Bestände

Masseinheit: 1000 t

| | Jahres- besv. Monats- ende | Montan-Union-Länder | | | | | | | | Vergleichsländer | | |
|--|-------------------------------------|---------------------------|-------------------------------|------------------|-------------------------|---------------------|---------------------|-------------------------|------------------|---------------------|------------------------|----------|
| | | Bundes- gebiet | Saarland | Belgien | Frankreich | Italien | Luxemburg | Niederlande | Montan- Union | Groß- britann. | U S A | |
| Steinkohlen bei den Zechen | 1950 | 407 | 190 | 1 038 | 2 703 | 2) ¹⁾ 18 | - | 151 | 4 507 | - | - | |
| | 1951 | 432 | 68 | 225 | 1 353 | 48 | - | 140 | 2 266 | 1 457 | 69 523 | |
| | 1952 | 445 | 462 | 1 673 | 4 213 | 53 | - | 237 | 7 103 | 4 704 | 69 622 | |
| | 1953 | 841 | 536 | 3 079 | 5 756 | 49 | - | 213 | 10 472 | 1 948 | 73 132 | |
| | 1954 | 654 | 821 | 2 815 | 7 838 | 26 | - | 287 | 12 441 | 1 180 | 62 778 | |
| | 1955 | 572 | 228 | 371 | 5 983 | 65 | - | 292 | 7 511 | 2 228 | 62 080 | |
| | 1956 | 700 | 102 | 179 | 4 524 | 29 | - | 259 | 5 793 | 2 979 | 70 768 | |
| | 1957 | 735 | 181 | 1 413 | 4 583 | 50 | - | 312 | 7 273 | 8 708 | 73 281 | |
| | 1958 | 8 565 | 898 | 6 928 | 7 380 | 21 | - | 746 | 24 538 | 19 984 | 69 205 | |
| | Okt. 58 | 8 314 | 902 | 6 609 | 7 569 | 40 | - | 847 | 24 282 | 17 532 | 70 585 | |
| | Nov. " | 8 604 | 923 | 6 740 | 7 512 | 23 | - | 819 | 24 620 | 19 281 | 70 046 | |
| | Des. " | 8 565 | 898 | 6 928 | 7 380 | 21 | - | 746 | 24 538 | 19 984 | 69 205 | |
| | Jan. 59 | 9 035 | 965 | 7 083 | 7 821 | 30 | - | 765 | 25 693 | 20 072 | | |
| | Febr. " | 9 555 | 1 050 | 7 034 | 8 160 | 36 | - | 771 | 26 606 | | | |
| | Märs " | 9 920 | 1 089 | 7 341 | 8 763 | 50 | - | 841 | 28 004 | | | |
| | Apr. " | 10 910 | 1 195 | 7 546 | 9 640 | 68 | - | 933 | 30 292 | | | |
| | Mai " | | | | | | | | | | | |
| | Juni " | | | | | | | | | | | |
| | Juli " | | | | | | | | | | | |
| Aug. " | | | | | | | | | | | | |
| Sept. " | | | | | | | | | | | | |
| Koks bei Kokereien | 1950 | 90 | 27 | 42 | 173 | 23 | - | 77 | 432 | | | |
| | 1951 | 112 | 9 | 67 | 84 | 26 | - | 53 | 351 | | | |
| | 1952 | 110 | 18 | 101 | 187 | 52 | - | 63 | 331 | | | |
| | 1953 | 3 429 | 34 | 200 | 435 | 63 | - | 99 | 4 260 | | | |
| | 1954 | 1 984 | 19 | 127 | 375 | 58 | - | 82 | 2 645 | | | |
| | 1955 | 164 | 12 | 71 | 164 | 62 | - | 82 | 555 | | | |
| | 1956 | 178 | 20 | 87 | 175 | 50 | - | 68 | 578 | | | |
| | 1957 | 622 | 53 | 237 | 448 | 129 | - | 163 | 1 653 | | | |
| | 1958 | 5 316 | 51 | 276 | 708 | 321 | - | 342 | 7 015 | | | |
| | Okt. 58 | 4 214 | 42 | 268 | 747 | 249 | - | 366 | 5 886 | | | |
| | Nov. " | 4 897 | 50 | 278 | 727 | 281 | - | 391 | 6 624 | | | |
| | Des. " | 5 316 | 51 | 276 | 708 | 321 | - | 342 | 7 015 | | | |
| | Jan. 59 | 5 601 | 54 | 227 | 662 | 339 | - | 294 | 7 177 | | | |
| | Febr. " | 5 848 | 54 | 203 | 631 | 350 | - | 317 | 7 403 | | | |
| | Märs " | 6 086 | 56 | 318 | 676 | 360 | - | 348 | 7 844 | | | |
| | Apr. " | 5 930 | 44 | 343 | 728 | 390 | - | 365 | 7 800 | | | |
| | Mai " | | | | | | | | | | | |
| | Juni " | | | | | | | | | | | |
| | Juli " | | | | | | | | | | | |
| Aug. " | | | | | | | | | | | | |
| Sept. " | | | | | | | | | | | | |
| Eisenerze bei den Gruben | 1955 | 457 | - | 1 | 2 879 | 377 | 713 | - | 4 427 | . | . | |
| | 1956 | 559 | - | 3 | 1 962 | 486 | 639 | - | 3 629 | . | . | |
| | 1957 | 841 | - | 2 | 2 983 | 551 | 501 | - | 4 878 | . | . | |
| | 1958 | 1 224 | - | 5 | 4 694 | 698 | 543 | - | 7 164 | . | . | |
| | Okt. 58 | 1 143 | - | 7 | 4 473 | 661 | 516 | - | 6 800 | . | . | |
| | Nov. " | 1 194 | - | 6 | 4 623 | 685 | 529 | - | 7 037 | . | . | |
| | Des. " | 1 224 | - | 5 | 4 694 | 698 | 543 | - | 7 164 | . | . | |
| | Jan. 59 | 1 298 | - | | 4 985 | | 510 | - | | . | . | |
| | Febr. " | 1 391 | - | | | | 527 | - | | . | . | |
| | Märs " | 1 461 | - | | | | | - | | . | . | |
| | Apr. " | | | | | | | | | . | . | |
| | Mai " | | | | | | | | | . | . | |
| | Juni " | | | | | | | | | . | . | |
| Juli " | | | | | | | | | . | . | | |
| Aug. " | | | | | | | | | . | . | | |
| Sept. " | | | | | | | | | . | . | | |
| Schrott bei den Hütten | 1955 | 1 199 | | 128 | 666 | 532 | 50 | 122 | 2 697 | 1 013 | 5 176 | |
| | 1956 | 863 | In Frankreich enthalten | 178 | 785 | 599 | 58 | 129 | 2 612 | 1 212 | 5 407 | |
| | 1957 | 1 153 | | 149 | 689 | 726 | 61 | 154 | 2 932 | 1 576 | 6 82 | |
| | 1958 | 1 211 | | 158 | 760 | 824 | 81 | 130 | 3 144 | | | |
| | Okt. 58 | 1 213 | | 154 | 737 | 626 | 88 | 146 | 2 944 | | | |
| | Nov. " | 1 181 | | 124 | 740 | 686 | 84 | 143 | 2 959 | | | |
| | Des. " | 1 211 | | 138 | 760 | 824 | 81 | 130 | 3 144 | | | |
| | Jan. 59 | 1 186 | | 142 | 718 | 792 | 79 | 121 | 3 038 | | | |
| | Febr. " | 1 204 | | 147 | 745 | 753 | 79 | 124 | 3 052 | | | |
| | Märs " | | | | | | | | | | | |
| | Apr. " | | | | | | | | | | | |
| | Mai " | | | | | | | | | | | |
| | Juni " | | | | | | | | | | | |
| Juli " | | | | | | | | | | | | |
| Aug. " | | | | | | | | | | | | |
| Sept. " | | | | | | | | | | | | |
| Steinkohlen Briketts und Koks bei Verbrauchern in den Ländern der Montanunion insgesamt | Steinkohle und Steinkohlenbriketts | | | | | | | | | | | |
| | Verbrauchergruppen | | | | | | | | | | | |
| | | Kokereien (Steinkohle) | Brikettfabri- ken(Steink.) | Eisen- bahnen | Elektriz- itätswerke | Gaswerke | Eisen- Industrie | (Übrige Industrie a) | Insgesamt | Eisen- Industrie | Übrige Industrie a) | Zusammen |
| | 1953 | 1 311 | 439 | 1 484 | 2 393 | 1 167 | 312 | 3 666 | 10 772 | 962 | 930 | 1 892 |
| | 1954 | 1 381 | 346 | 1 300 | 2 770 | 1 068 | 301 | 3 350 | 10 516 | 868 | 980 | 1 848 |
| | 1955 | 1 798 | 318 | 1 036 | 3 092 | 1 055 | 347 | 4 332 | 11 978 | 971 | 1 159 | 2 130 |
| | 1956 | 2 155 | 231 | 1 203 | 4 758 | 1 170 | 408 | 5 116 | 15 041 | 1 226 | 1 447 | 2 673 |
| | 1957 | 2 678 | 482 | 1 879 | 6 734 | 1 966 | 423 | 5 646 | 19 808 | 1 976 | 1 553 | 3 529 |
| | 1958 | 2 389 | 514 | 1 938 | 8 610 | 1 606 | 351 | 5 089 | 20 497 | 2 987 | 1 221 | 4 208 |
| | Märs 58 | 2 942 | 559 | 2 073 | 7 241 | 2 012 | 394 | 5 353 | 20 570 | 2 166 | 1 335 | 3 501 |
| | Juni " | 2 641 | 443 | 2 255 | 8 622 | 1 769 | 362 | 5 486 | 21 978 | 2 856 | 1 336 | 4 192 |
| | Sept. " | 2 516 | 514 | 2 288 | 9 206 | 1 819 | 314 | 5 831 | 22 488 | 2 923 | 1 521 | 4 444 |
| | Des. " | 2 389 | 514 | 1 938 | 8 610 | 1 606 | 351 | 5 089 | 20 497 | 2 987 | 1 221 | 4 208 |
| Märs 59 | | | | | | | | | | | | |
| Juni " | | | | | | | | | | | | |
| Sept. " | | | | | | | | | | | | |

1) Ohne Einsatzkohle bei den Zechenkokereien 2) Nur Südlas
a) Ohne Belgien

